

File # 160462
Received in Committee
5/18/16
for.

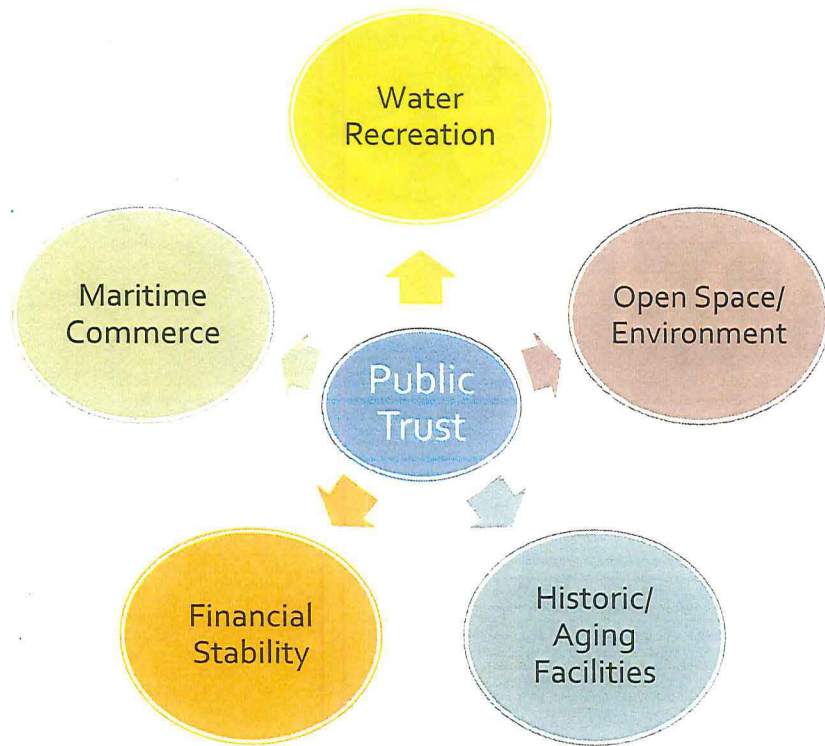


PORT OF SAN FRANCISCO

Fiscal Year 2016-17 and 2017-18

Proposed Budget

Port of San Francisco Public Trust Mandate



- **The Port Advances a Public Purpose**
 - ✓ Operating programs and capital improvements
 - ✓ Investment in the local community
- **Fiscal Challenges**
 - ✓ Growing operating demands
 - ✓ \$1 billion capital backlog
 - ✓ New need for critical seawall repairs
 - ✓ Potential economic downturn
- **Identifying Solutions**
 - ✓ Strategic operating solutions
 - ✓ Strategic capital investments
 - ✓ Utilizing new financing tools
 - ✓ Building partnerships

Port of San Francisco

Proposed Budget – Major Changes

Funding Sources

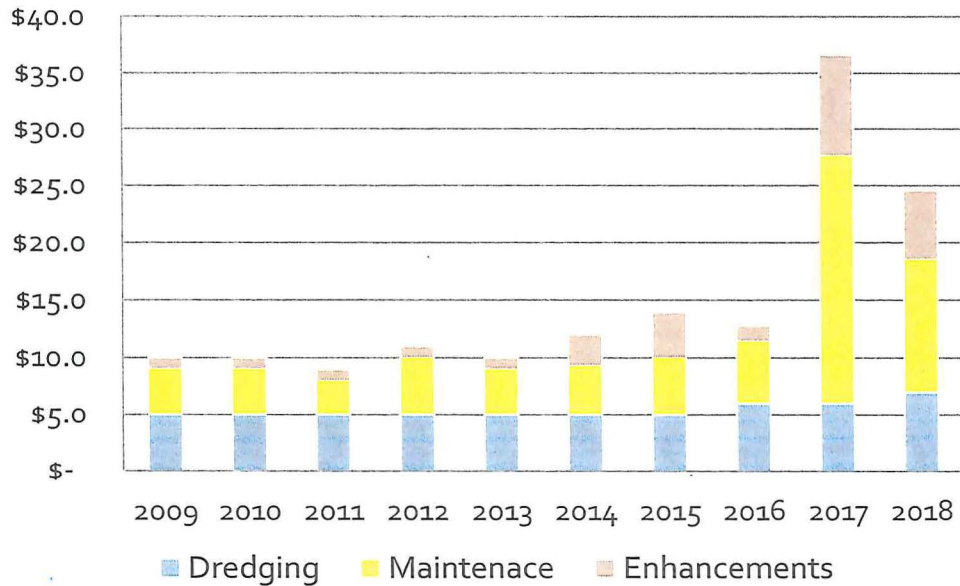
	FY 2016-17	FY 2017-18
Prior Year Budget	\$ 124.3	\$ 152.7
Net Change	28.4	(9.1)
Fund Balance	21.5	(13.8)
Operating Revenues	4.9	2.7
Real Estate	6.2	2.0
Maritime	0.8	0.5
Other	(2.1)	0.2
Other City Contributions	2.0	2.0
Proposed Budget	\$ 152.7	\$ 143.6

Expenditures

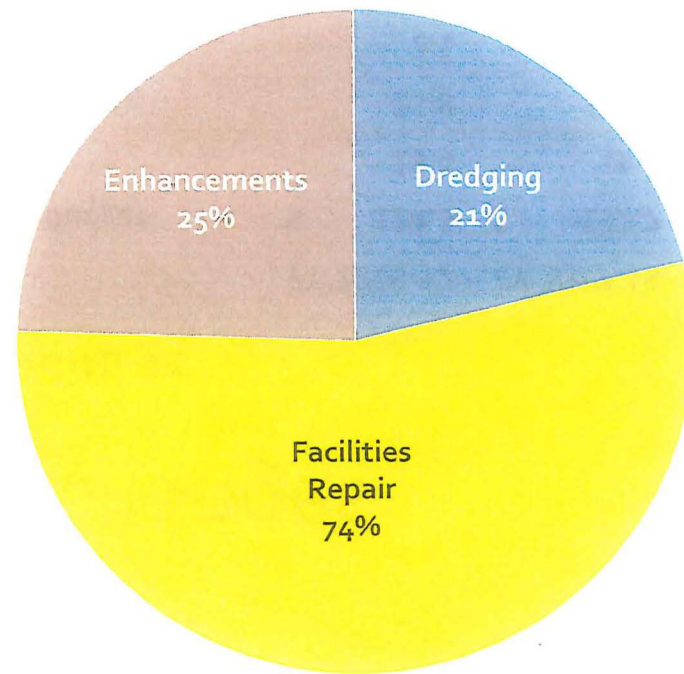
	FY 2016-17	FY 2017-18
Prior Year Budget	\$ 124.3	\$ 152.7
Net Change	28.4	(9.1)
Capital Spending	23.8	(12.0)
Operating Uses	2.1	1.1
Personnel	1.8	1.3
Non-Personnel	0.3	(0.2)
Capital Designation	1.9	1.8
Operating Reserve	0.6	-
Proposed Budget	\$ 152.7	\$ 143.6

Port of San Francisco Capital Investments

BUDGET TRENDS*



TWO-YEAR USES
\$61.2 MILLION



* Does not include supplemental appropriations

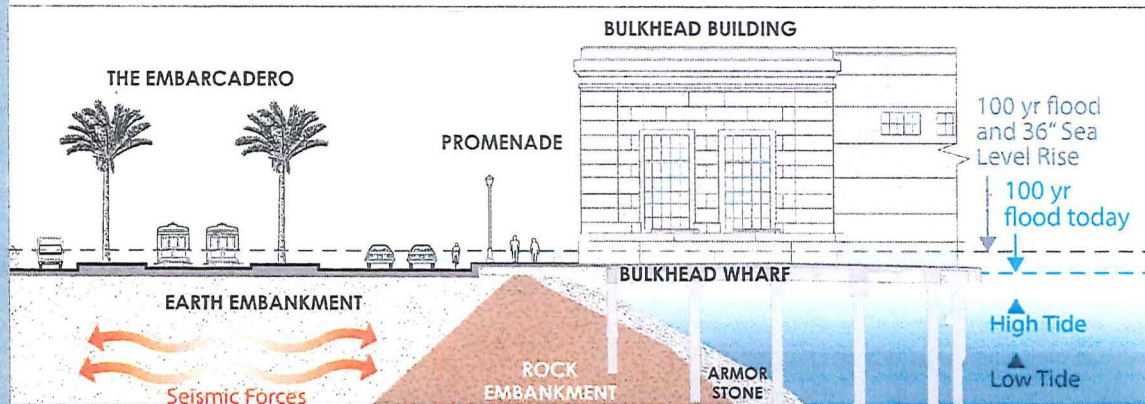
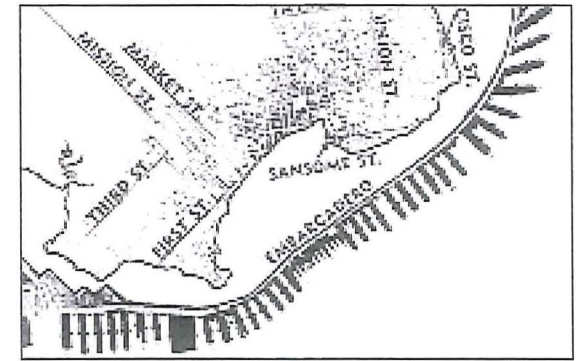
Port of San Francisco Staff Changes

- **Overview of Operating Changes**
 - ✓ 7 FTEs new operating positions
 - ✓ -5 FTEs Attrition to offset position changes
 - ✓ 16 Substitutions and 21 Reassignments
- **New Operations Division**
 - ✓ 14 positions reassigned from other Port divisions
 - ✓ 2 new positions to support Homeland Security and Special Events
 - ✓ 1 Deputy Director position substituted from existing manager position
- **21 New Project-Funded Positions**
 - ✓ 17 positions to support Pier and Facility Maintenance
 - ✓ 2 positions to manage development and large capital projects
 - ✓ 1 position to support Financial System Transition Project



Port of San Francisco Seawall Resiliency Project

- \$8.0 million funded for FY 2016-17 and 2017-18
 - ✓ \$2.0 million Port; \$6.0 million City Sources
- Program Development
 - ✓ ~\$500 million critical repairs and planning for major investment in 8-10 year timeframe
 - ✓ Public outreach, financial planning, preliminary design and permitting



Port of San Francisco Waterfront Land Use Plan

Existing Projects

- Pier 45 Sheds B&C
- Pier 39
- Pier 27 James R Herman Cruise Terminal
- Pier 15-17 The Exploratorium*
- Pier 1
- Piers 1.5, 3, & 5
- Ferry Building
- Rincon Restaurants
- AT&T Park*
- Seawall Lot 330 Watermark

*Sole-source projects

Projects in the Planning Phase

- Piers 31, 31.5, & 33 Alcatraz Landing
- Pier 38 Bulkhead Rehabilitation
- Seawall Lot 322-1 Affordable Housing
- Seawall Lot 337 & Pier 48 Mission Rock
- Pier 70 Forest City
- Seawall Lots 323 & 324 Teatro Zinzanni

Projects Under Construction

- Orton 20th St. Historic Rehabilitation

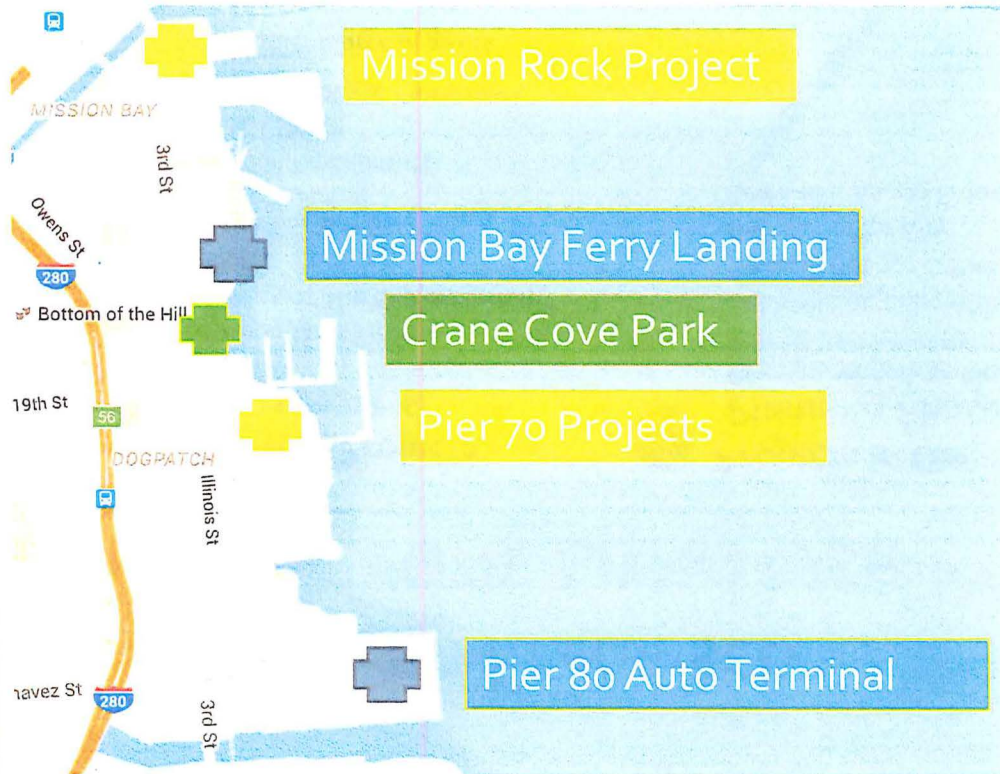
Potential Development Planning Subareas

Northeast
Planning
Subarea

South Beach
Planning
Subarea



Port of San Francisco Southern Waterfront Development



- **1 Ferry Landing** to support growth
- **17 Acres** parks and open space
- **\$40 Million** historic facility restoration
- **3,500 Residential Units** 1,200 affordable
- **14,000 Jobs** at new commercial sites
- **96 Auto Cargo Calls** potential annual
- **50 Union Jobs** per call
- **\$800,000 Net Revenue** to the Port