

File No. 100875

Committee Item No. \_\_\_\_\_  
Board Item No. 73

## COMMITTEE/BOARD OF SUPERVISORS

### AGENDA PACKET CONTENTS LIST

Committee:

Date:

Board of Supervisors Meeting

Date: 6/29/10

#### Cmte Board

- |                                     |                                     |  |
|-------------------------------------|-------------------------------------|--|
| <input type="checkbox"/>            | <input type="checkbox"/>            | Motion                                       |
| <input checked="" type="checkbox"/> | <input checked="" type="checkbox"/> | Resolution                                   |
| <input type="checkbox"/>            | <input type="checkbox"/>            | Ordinance                                    |
| <input type="checkbox"/>            | <input type="checkbox"/>            | Legislative Digest                           |
| <input type="checkbox"/>            | <input type="checkbox"/>            | Budget Analyst Report                        |
| <input type="checkbox"/>            | <input type="checkbox"/>            | Legislative Analyst Report                   |
| <input type="checkbox"/>            | <input type="checkbox"/>            | Ethics Form 126                              |
| <input type="checkbox"/>            | <input type="checkbox"/>            | Introduction Form (for hearings)             |
| <input type="checkbox"/>            | <input checked="" type="checkbox"/> | Department/Agency Cover Letter and/or Report |
| <input type="checkbox"/>            | <input type="checkbox"/>            | MOU  |
| <input type="checkbox"/>            | <input type="checkbox"/>            | Grant Information Form                       |
| <input type="checkbox"/>            | <input type="checkbox"/>            | Grant Budget                                 |
| <input type="checkbox"/>            | <input type="checkbox"/>            | Subcontract Budget                           |
| <input type="checkbox"/>            | <input type="checkbox"/>            | Contract/Agreement                           |
| <input type="checkbox"/>            | <input type="checkbox"/>            | Award Letter                                 |
| <input type="checkbox"/>            | <input type="checkbox"/>            | Application                                  |
| <input type="checkbox"/>            | <input type="checkbox"/>            | Public Correspondence                        |

#### OTHER

(Use back side if additional space is needed)

<input type="checkbox"/>	<input type="checkbox"/>	_____
<input type="checkbox"/>	<input type="checkbox"/>	_____
<input type="checkbox"/>	<input type="checkbox"/>	_____
<input type="checkbox"/>	<input type="checkbox"/>	_____
<input type="checkbox"/>	<input type="checkbox"/>	_____

Completed by: Victor Young  
Completed by: \_\_\_\_\_

Date June 24, 2010  
Date \_\_\_\_\_

An asterisked item represents the cover sheet to a document that exceeds 25 pages. The complete document is in the file.

1900'S IN 34

1 [Declaration of Election Results.]

2  
3 **Resolution declaring the results of the June 8, 2010 Consolidated Primary Election.**

4  
5 WHEREAS, A Consolidated Primary Election was conducted in the City and County of  
6 San Francisco on Tuesday, June 8, 2010, which placed before the electorate candidates for  
7 election to City and County offices and City and County ballot measures; and,

8 WHEREAS, John Arntz, the Director of Elections of the City and County of San  
9 Francisco, has certified the results of the Consolidated Primary Election, a copy of which is  
10 contained in file \_\_\_\_\_ of the Board of Supervisors, and which is incorporated  
11 herein by reference; now, therefore, be it

12 RESOLVED, That this Board of Supervisors declares, under Section 9269 and 15400  
13 of the California Elections Code, the results of the Consolidated Primary Election conducted in  
14 the City and County of San Francisco on Tuesday, June 8, 2010, as certified by the Director  
15 of Elections, as follows:

16 SECTION 1. CITY AND COUNTY ELECTIVE OFFICES.

17 The persons listed below are declared elected to the office indicated:

18 1. Superior Court, seat no. 6

19 Linda Colfax

20  
21 2. Democratic County Central Committee, 12<sup>th</sup> Assembly District

22 Milton Marks

23 Eric Mar

24 Melanie Nutter

25 Arlo Smith

1 Connie O'Connor  
2 Tom A. Hsieh  
3 Jane Morrison  
4 Mary Jung  
5 Sandra Lee Fewer  
6 Michael Bornstein  
7 Bill Fazio  
8 John Avalos  
9

10 3. Democratic County Central Committee, 13<sup>th</sup> Assembly District

11 David Chiu  
12 David Campos  
13 Debra Walker  
14 Carole Migden  
15 Aaron Peskin  
16 Scott Wiener  
17 Rafael Mandelman  
18 Michael Goldstein  
19 Leslie Rachel Katz  
20 Alix Amelia Rosenthal  
21 Robert Haaland  
22 Eric Quezada  
23

24 4. Republican County Central Committee, 12<sup>th</sup> Assembly District

25 Howard Epstein

- 1 Bill Campbell
- 2 Michael Joseph Antonini
- 3 Rodney Y. Leong
- 4 Rita Elizabeth O'Hara
- 5 Chris Miller
- 6 Chris Baker
- 7 Richard A. Worner
- 8 Regina Growney
- 9 David Robert Kiachko
- 10 Terence Faulkner
- 11 Stephanie Jeong
- 12 Rudy Asercion

13  
14 5. Republican County Central Committee, 13<sup>th</sup> Assembly District

- 15 John Dennis
- 16 Dana Walsh
- 17 Laura A. Peter
- 18 James W. Fuller
- 19 Brooke Chappell
- 20 Sarah M. Vallette
- 21 Jay Rubin
- 22 Ed Sheppard
- 23 Sean Pritchard
- 24 Brian Coleman
- 25 Alisa Farenzena

\*Name of Supervisor/Committee/Department\*  
BOARD OF SUPERVISORS

1  
2  
3  
4  
5  
6  
7  
8  
9  
10  
11  
12  
13  
14  
15  
16  
17  
18  
19  
20  
21  
22  
23  
24  
25

Johnny D. Knadler

6. Peace and Freedom County Central Committee

- Richard Becker
- David Campbell
- Ronald Holladay
- Tom Lacey
- Nancy Keiler
- Steve Zeltzer

7. Green Party County Council

- John Marc Chandonia
- Barry Hermanson
- Richard W. Stone
- Bruce Wolfe

SECTION 2. CITY AND COUNTY BALLOT MEASURES.

a. Measures Adopted. Each measure listed below is declared adopted:

1. School District Measure

The following School District measure received an affirmative vote of more than two-thirds of the votes cast thereon and was therefore passed by the voters:

Proposition A

2. General Obligation Bond

1 The following Bond received an affirmative vote of more than two-thirds of the votes  
2 cast thereon and was therefore passed by the voters:

3 Proposition B

4 2. Charter Amendments

5 The following Charter amendments received an affirmative vote of more than a majority  
6 of the votes cast thereon and were therefore passed by the voters:

7 Proposition D

8 3. Ordinances

9 The following ordinances received an affirmative vote of more than a majority of the  
10 votes cast thereon and were therefore passed by the voters:

11 Proposition E

12 4. Declarations of Policy

13 The following declarations of policy received an affirmative vote of more than a majority  
14 of the votes cast thereon and were therefore passed by the voters:

15 Proposition G

16  
17 b. Measures Which Failed of Adoption.

18 1. Charter Amendments

19 The following Charter Amendment failed to receive an affirmative vote of a majority of  
20 votes cast thereon and therefore failed to be passed by the voters:

21 Proposition C

22 2. Ordinances

23 The following Ordinances failed to receive an affirmative vote of a majority of votes cast  
24 thereon and therefore failed to be passed by the voters:

25 Proposition F







June 23, 2010

Honorable Board of Supervisors  
City and County of San Francisco  
1 Dr. Carlton B. Goodlett Place, Room 244  
San Francisco, CA 94102

**June 8, 2010 Consolidated Statewide Direct Primary Election  
Certification of Election Results**

I, John Arntz, Director of Elections of the City and County of San Francisco, certify that I have canvassed the votes cast at the Consolidated Statewide Direct Primary Election held on Tuesday, June 8, 2010 within the City and County of San Francisco, in the manner required by Division 15 of the California Elections Code.

I certify that I began the canvass on Wednesday morning, June 9, 2010 and as a result of the tally of all votes recorded, present a complete record entitled "San Francisco Official Statement of Vote – Consolidated Statewide Direct Primary Election – June 8, 2010." I also declare that the number of ballots voted in said election was 153,359.

On this day, June 23, 2010 at 3:30 p.m., I certify that the results of each of the races as shown in the following Final Summary Report of the Consolidated Statewide Direct Primary Election of June 8, 2010 are true and correct.

**Ballot Measures**

Following are the vote counts for each of the ballot measures for which the Board, as required in the California Elections Code Section 15400, declares the results.

**Statewide Propositions**

I certify that on **Proposition 13**, Limits on Property Tax Assessment. Seismic Retrofitting of Existing Buildings. Legislative Constitutional Amendment, the following votes were cast:

Yes	124,679	86.33%
No	19,736	13.67%

I certify that on **Proposition 14**, Elections. Increases Right to Participate in Primary Elections, the following votes were cast:

Yes	65,596	44.87%
No	80,595	55.13%

I certify that on **Proposition 15**, California Fair Elections Act, the following votes were cast:

Yes	90,932	63.98%
No	51,204	36.02%

I certify that on **Proposition 16**, Imposes New Two-Thirds Voter Approval Requirement for Local Public Electricity Providers. Initiative Constitutional Amendment, the following votes were cast:

Yes	47,583	32.30%
No	99,732	67.70%

I certify that on **Proposition 17**, Allows Auto Insurance Companies to Base Their Prices in Part on a Driver's History of Insurance Coverage. Initiative Statute, the following votes were cast:

Yes	44,891	30.98%
No	100,035	69.02%

## Local Ballot Measures

### School District Measure

I certify that **Proposition A**, School Facilities Special Tax, **passed** with an affirmative vote of 69.93% (Yes: 101,430 and No: 43,614), more than the 66 2/3% + 1 majority votes required.

### Bond

I certify that **Proposition B**, Earthquake Safety and Emergency Response Bond, **passed** with an affirmative vote of 79.38% (Yes: 111,007 and No: 30,141), more than the 66 2/3% + 1 majority votes required.

### Charter Amendments

I certify that **Proposition C**, Film Commission, **failed** with an affirmative vote of 46.19% (No: 75,966 and Yes: 65,197), less than the 50%+1 majority votes required.

I certify that **Proposition D**, Retirement Benefit Costs, **passed** with an affirmative vote of 78.81% (Yes: 110,764 and No: 29,788), more than the 50%+1 majority votes required.

**Ordinances**

I certify that **Proposition E**, Budget Line Item for Police Department Security for City Officials and Dignitaries, **passed** with an affirmative vote of 78.81% (Yes: 110,764 and No: 29,788), more than the 50%+1 majority votes required.

I certify that **Proposition F**, Renters' Financial Hardship Applications, **failed** with an affirmative vote of 42.06% (No: 84,264 and Yes: 61,167), less than the 50%+1 majority vote required.

**Declaration of Policy**

I certify that **Proposition G**, Transbay Transit Center, **passed** with an affirmative vote of 83.74% (Yes: 119,211 and No: 23,143), more than the 50%+1 majority votes required.

**Elective Offices**

The following are the vote counts for the Democratic Party Contests.

I certify that in the Democratic Party primary contest for **Governor**, the total number of votes cast for each candidate was:

EDMUND G. "JERRY" BROWN	94,228	92.68%
RICHARD WILLIAM AGUIRRE	1,854	1.82%
VIBERT GREENE	1,332	1.32%
CHARLES "CHUCK" PINEDA, JR.	1,160	1.14%
LOWELL DARLING	947	0.93%
PETER SCHURMAN	859	0.84%
JOE SYMMON	833	0.82%
WRITE-IN	461	0.45%

I certify that in the Democratic Party primary contest for **Lieutenant Governor**, the total number of votes cast for each candidate was:

GAVIN NEWSOM	71,250	70.32%
JANCE HAHN	25,249	24.92%
ERIC KOREVAAR	4,578	4.52%
WRITE-IN	248	0.24%

I certify that in the Democratic Party primary contest for **Secretary of State**, the total number of votes cast for each candidate was:

DEBRA BOWEN	85,653	99.17%
WRITE-IN	715	0.83%

I certify that in the Democratic Party primary contest for **State Controller**, the total number of votes cast for each candidate was:

JOHN CHIANG	85,653	99.07%
WRITE-IN	802	0.93%

I certify that in the Democratic Party primary contest for **State Treasurer**, the total number of votes cast for each candidate was:

BILL LOCKYER	84,600	99.14%
WRITE-IN	730	0.86%

I certify that in the Democratic Party primary contest for **State Attorney General**, the total number of votes cast for each candidate was:

KAMALA D. HARRIS	61,146	63.04%
CHRIS KELLY	14,315	14.76%
ALBERTO TORRICO	6,853	7.07%
TED W. LIEU	5,402	5.57%
PEDRO NAVA	4,771	4.92%
ROCKY DELGADILLO	2,332	2.40%
MIKE SCHMIER	1,933	1.99%
WRITE-IN	245	0.25%

I certify that in the Democratic Party primary contest for **State Insurance Commissioner**, the total number of votes cast for each candidate was:

DAVE JONES	59,573	69.28%
HECTOR DE LA TORRE	26,031	30.27%
WRITE-IN	386	0.45%

I certify that in the Democratic Party primary contest for **State Board of Equalization, District 1**, the total number of votes cast for each candidate was:

BETTY T. YEE	64,526	79.77%
TED FORD	12,532	15.49%
G. ALAN MONTGOMERY	3,317	4.10%
WRITE-IN	512	0.63%

I certify that in the Democratic Party primary contest for **United States Senator**, the total number of votes cast for each candidate was:

BARBARA BOXER	93,980	91.97%
BRIAN QUINTANA	5,194	5.08%
ROBERT M. "MICKEY" KAUS	2,712	2.65%
WRITE-IN	294	0.29%

I certify that in the Democratic Party primary contest for **United States Representative, District 8**, the total number of votes cast for each candidate was:

NANCY PELOSI	76,277	98.50%
WRITE-IN	1,162	1.50%

I certify that in the Democratic Party primary contest for **United States Representative, District 12**, the total number of votes cast for each candidate was:

JACKIE SPEIER	18,263	99.30%
WRITE-IN	128	0.70%

I certify that in the Democratic Party primary contest for **State Senate, District 8**, the total number of votes cast for each candidate was:

LELAND YEE	36,821	98.65%
WRITE-IN	503	1.35%

I certify that in the Democratic Party primary contest for **State Assembly, District 12**, the total number of votes cast for each candidate was:

FIONA MA	35,254	98.47%
WRITE-IN	547	1.53%

I certify that in the Democratic Party primary contest for **State Assembly, District 13**, the total number of votes cast for each candidate was:

TOM AMMIANO	52,475	98.30%
WRITE-IN	910	1.70%

Following are the vote counts for each of the Democratic Party contests for which the Board, as required in California Election Code Section 15400, declares the results.

I certify that in the Democratic Party primary contest for **County Central Committee, Assembly District 12**, the total number of votes cast for each candidate was:

MILTON MARKS	14,343	5.60%
ERIC MAR	13,214	5.16%
MELANIE NUTTER	11,434	4.47%
ARLO SMITH	11,148	4.35%
CONNIE O'CONNOR	11,135	4.35%
TOM A. HSIEH	11,116	4.34%
JANE MORRISON	10,665	4.17%
MARY JUNG	10,397	4.06%
SANDRA LEE FEWER	10,376	4.05%
MICHAEL BORNSTEIN	10,268	4.01%
BILL FAZIO	9,835	3.84%
JOHN AVALOS	9,928	3.88%
LARRY YEE	9,379	3.66%
JAKE MCGOLDRICK	9,233	3.61%
HENE KELLY	8,801	3.44%
MATT TUCHOW	8,410	3.29%
MEAGAN LEVITA	8,008	3.13%
MIKE SULLIVAN	7,957	3.11%
DAN DUNNIGAN	7,617	2.98%
RON DUDUM	7,481	2.92%
DAVID WONG	6,662	2.60%
CHRIS GEMBINSKI	5,496	2.15%
MICHAEL A. CHAN	5,337	2.08%
JAYNRY MAK	5,294	2.07%
ANDREW CLARK	5,252	2.05%
ALEX VOLBERDING	5,098	1.99%
MARA S. KOPP	3,974	1.55%
SAMUEL KWONG	3,688	1.44%
JOHN SHANLEY	3,607	1.41%
ANGELIQUE MAHAN	3,119	1.22%
TAI MAMOE	2,461	0.96%
KELANIA OLSEN	2,242	0.88%
ELBERT (BERT) HILL	1,729	0.68%
WRITE-IN	1,290	0.50%

I certify that in the Democratic Party primary contest for **County Central Committee, Assembly District 13**, the total number of votes cast for each candidate was:

DAVID CHIU	23,428	6.60%
DAVID CAMPOS	22,976	6.48%
DEBRA WALKER	21,638	6.10%
CAROLE MIGDEN	21,509	6.06%
AARON PESKIN	19,952	5.62%
SCOTT WIENER	17,743	5.00%
RAFAEL MANDELMAN	17,551	4.95%
MICHAEL GOLDSTEIN	15,842	4.47%

LESLIE RACHEL KATZ	15,768	4.47%
ALIX AMELIA ROSENTHAL	15,066	4.25%
ROBERT HAALAND	14,297	4.03%
ERIC QUEZADA	13,903	3.92%
KEITH BARAKA	13,366	3.77%
JOE JULIAN	13,011	3.67%
JOE ALIOTO VERONESE	12,509	3.53%
KIM-SHREE MAUFAS	12,206	3.44%
CATHERINE STEFANI	10,811	3.05%
LINDA RICHARDSON	9,838	2.77%
MELISSA A. APUYA	8,554	2.41%
CALVIN Y. LOUIE	7,188	2.03%
RYAN CLARY	6,954	1.96%
TOM TAYLOR	5,805	1.64%
CHUCK HORN BROOK	5,745	1.62%
HOPE JOHNSON	5,048	1.42%
STUART M. (STU) SMITH	4,945	1.39%
DAVID VILLA-LOBOS	4,700	1.32%
OWEN P. O'DONNELL	4,416	1.24%
LARRY COHEN	3,327	0.94%
RICK HAUPTMAN	2,843	0.80%
PAUL T. CURRIER	2,318	0.65%
WRITE-IN	1,480	0.42%

Following are the vote counts for the Republican Party primary contests.

I certify that in the Republican Party primary contest for **Governor**, the total number of votes cast for each candidate was:

MEG WHITMAN	13,707	64.73%
STEVE POIZNER	5,774	27.27%
LAWRENCE "LARRY" NARITELLI	352	1.66%
BILL CHAMBERS	317	1.50%
KEN MILLER	244	1.15%
ROBERT C. NEWMAN II	243	1.15%
DAVID TULLY-SMITH	219	1.03%
DOUGLAS R. HUGHES	178	0.84%
WRITE-IN	142	0.67%

I certify that in the Republican Party primary contest for **Lieutenant Governor**, the total number of votes cast for each candidate was:

ABEL MALDONADO	9,932	54.54%
SAM AANESTAD	3,509	19.27%
DAVE HARRIS	1,836	10.08%
SCOTT L. LEVITT	1,313	7.21%

YVONNE R. GIRARD	791	4.34%
BERT DAVIS	663	3.64%
WRITE-IN	165	0.91%

I certify that in the Republican Party primary contest for **Secretary of State**, the total number of votes cast for each candidate was:

DAMON DUNN	12,091	73.96%
ORLY TAITZ	4,137	25.30%
WRITE-IN	121	0.74%

I certify that in the Republican Party primary contest for **State Controller**, the total number of votes cast for each candidate was:

TONY STRICKLAND	9,416	58.70%
DAVID EVANS	6,506	40.56%
WRITE-IN	120	0.75%

I certify that in the Republican Party primary contest for **State Treasurer**, the total number of votes cast for each candidate was:

MIMI WALTERS	13,054	97.82%
WRITE-IN	291	2.18%

I certify that in the Republican Party primary contest for **State Attorney General**, the total number of votes cast for each candidate was:

STEVE COOLEY	9,379	54.86%
JOHN EASTMAN	4,691	27.44%
TOM HARMAN	2,903	16.98%
WRITE-IN	124	0.73%

I certify that in the Republican Party primary contest for **State Insurance Commissioner**, the total number of votes cast for each candidate was:

MIKE VILLINES	8,686	55.04%
BRIAN FITZGERALD	6,943	44.00%
WRITE-IN	151	0.96%

I certify that in the Republican Party primary contest for **State Board of Equalization, District 1**, the total number of votes cast for each candidate was:

KEVIN R. SCOTT	10,970	76.67%
RAE WILLIAMS	3,126	21.85%
WRITE-IN	212	1.48%



I certify that in the Republican Party primary contest for **United States Senator**, the total number of votes cast for each candidate was:

TOM CAMPBELL	8,963	43.61%
CARLY FIORINA	7,752	37.72%
CHUCK DEVORE	3,057	14.87%
AL RAMIREZ	497	2.42%
TIM KALEMKARIAN	219	1.07%
WRITE-IN	65	0.32%

I certify that in the Republican Party primary contest for **United States Representative, District 8**, the total number of votes cast for each candidate was:

JOHN DENNIS	6,964	54.60%
DANA WALSH	5,710	44.77%
WRITE-IN	81	0.64%

I certify that in the Republican Party primary contest for **United States Representative, District 12**, the total number of votes cast for each candidate was:

MIKE MOLONEY	3,738	97.96%
WRITE-IN	78	2.04%

I certify that in the Republican Party primary contest for **State Senate, District 8**, the total number of votes cast for each candidate was:

DOO SUP PARK	6,148	96.68%
WRITE-IN	211	3.32%

I certify that in the Republican Party primary contest for **State Assembly, District 12**, the total number of votes cast for each candidate was:

ALFONSO FAUSTINO, JR.	6,408	97.39%
WRITE-IN	172	2.61%

I certify that in the Republican Party primary contest for **State Assembly, District 13**, the total number of votes cast for each candidate was:

LAURA A. PETER	5,316	73.89%
EVE DEL CASTELLO	1,790	24.88%
WRITE-IN	88	1.22%

Following are the vote counts for each of the Republican Party contests for which the Board, as required in California Elections Code Section 15400, declares the results.

I certify that in the Republican Party primary contest for **County Central Committee, Assembly District 12**, the total number of votes cast for each candidate was:

HOWARD EPSTEIN	3,727	7.47%
BILL CAMPBELL	3,667	7.35%
MICHAEL JOSEPH ANTONINI	3,467	6.95%
RODNEY Y. LEONG	3,302	6.62%
RITA ELIZABETH O'HARA	3,284	6.59%
CHRIS MILLER	3,223	6.46%
CHRIS BAKER	3,075	6.17%
RICHARD A. WORNER	3,042	6.10%
REGINA G'ROWNEY	2,719	5.45%
DAVID ROBERT KIACHKO	2,692	5.40%
TERENCE FAULKNER	2,611	5.24%
STEPHANIE JEONG	2,410	4.83%
RUDY ASERCION	2,278	4.57%
MICHAEL SWEENEY	2,267	4.55%
BARBARA KILEY	2,241	4.49%
DOO SUP PARK	1,910	3.83%
WALTER ARMER	1,827	3.66%
BERNADETTE LAWRENCE	1,697	3.40%
WRITE-IN	426	0.85%

I certify that in the Republican Party primary contest for **County Central Committee, Assembly District 13**, the total number of votes cast for each candidate was:

JOHN DENNIS	3,782	10.49%
DANA WALSH	3,323	9.22%
LAURA A. PETER	3,221	8.93%
JAMES W. FULLER	2,926	8.12%
BROOKE CHAPPELL	2,764	7.67%
SARAH M. VALLETTE	2,606	7.23%
JAY RUBIN	2,579	7.15%
ED SHEPPARD	2,557	7.09%
SEAN PRITCHARD	2,547	7.06%
BRIAN COLEMAN	2,536	7.03%
ALISA FARENZENA	2,511	6.96%
JOHNNY D. KNADLER	2,469	6.85%
EVE DEL CASTELLO	1,868	5.18%
WRITE-IN	367	1.02%

Following are the vote counts for each of the American Independent Party primary contests.

I certify that in the American Independent Party primary contest for **Governor**, the total number of votes cast for each candidate was:

CHELENE NIGHTINGALE	352	40.46%
MARKHAM ROBINSON	320	36.78%
WRITE-IN	198	22.76%

I certify that in the American Independent Party primary contest for **Lieutenant Governor**, the total number of votes cast for each candidate was:

JIM KING	589	76.20%
WRITE-IN	184	23.80%

I certify that in the American Independent Party primary contest for **Secretary of State**, the total number of votes cast for each candidate was:

MERTON D. SHORT	590	81.38%
WRITE-IN	135	18.62%

I certify that in the American Independent Party primary contest for **State Controller**, the total number of votes cast for each candidate was:

LAWRENCE G. BELIZ	345	46.18%
NATHAN E. JOHNSON	291	38.96%
WRITE-IN	111	14.86%

I certify that in the American Independent Party primary contest for **State Treasurer**, the total number of votes cast for each candidate was:

ROBERT LAUTEN	581	83.36%
WRITE-IN	116	16.64%

I certify that in the American Independent Party primary contest for **State Attorney General**, the total number of votes cast for each candidate was:

DIANE BEALL TEMPLIN	578	77.58%
WRITE-IN	167	22.42%

I certify that in the American Independent Party primary contest for **State Insurance Commissioner**, the total number of votes cast for each candidate was:

CLAY PEDERSEN	565	79.47%
WRITE-IN	146	20.53%

I certify that in the American Independent Party primary contest for **State Board of Equalization, District 1**, the total number of votes cast for each candidate was:

WRITE-IN	211	100.00%
----------	-----	---------

I certify that in the American Independent Party primary contest for **United States Senator**, the total number of votes cast for each candidate was:

EDWARD C. NOONAN	249	31.36%
AL SALEHI	211	26.57%
DON J. GRUNDMANN	182	22.92%
WRITE-IN	152	19.14%

I certify that in the American Independent Party primary contest for **United States Representative, District 8**, the total number of votes cast for each candidate was:

WRITE-IN	167	100.00%
----------	-----	---------

I certify that in the American Independent Party primary contest for **United States Representative, District 12**, the total number of votes cast for each candidate was:

WRITE-IN	45	100.00%
----------	----	---------

I certify that in the American Independent Party primary contest for **State Senate, District 8**, the total number of votes cast for each candidate was:

WRITE-IN	97	100.00%
----------	----	---------

I certify that in the American Independent Party primary contest for **State Assembly, District 12**, the total number of votes cast for each candidate was:

WRITE-IN	90	100.00%
----------	----	---------

I certify that in the American Independent Party primary contest for **State Assembly, District 13**, the total number of votes cast for each candidate was:

WRITE-IN	127	100.00%
----------	-----	---------

Following are the vote counts for each of the Green Party primary contests.

I certify that in the Green Party primary contest for **Governor**, the total number of votes cast for each candidate was:

LAURA WELLS	1,829	78.80%
S. DEACON ALEXANDER	349	15.04%
WRITE-IN	143	6.16%

I certify that in the Green Party primary contest for **Lieutenant Governor**, the total number of votes cast for each candidate was:

JAMES "JIMI" CASTILLO	1,929	92.30%
-----------------------	-------	--------

WRITE-IN	161	7.70%
----------	-----	-------

I certify that in the Green Party primary contest for **Secretary of State**, the total number of votes cast for each candidate was:

ANN MENASCHE	2,062	94.98%
WRITE-IN	109	5.02%

I certify that in the Green Party primary contest for **State Controller**, the total number of votes cast for each candidate was:

ROSS D. FRANKEL	1,998	94.92%
WRITE-IN	107	5.08%

I certify that in the Green Party primary contest for **State Treasurer**, the total number of votes cast for each candidate was:

CHARLES "KIT" CRITTENDEN	1,990	95.12%
WRITE-IN	102	4.88%

I certify that in the Green Party primary contest for **State Attorney General**, the total number of votes cast for each candidate was:

PETER ALLEN	2,008	93.96%
WRITE-IN	129	6.04%

I certify that in the Green Party primary contest for **State Insurance Commissioner**, the total number of votes cast for each candidate was:

WILLIAM BALDERSTON	1,983	94.38%
WRITE-IN	118	5.62%

I certify that in the Green Party primary contest for **State Board of Equalization, District 1**, the total number of votes cast for each candidate was:

WRITE-IN	509	100.00%
----------	-----	---------

I certify that in the Green Party primary contest for **United States Senator**, the total number of votes cast for each candidate was:

DUANE ROBERTS	1,811	92.16%
WRITE-IN	154	7.84%

I certify that in the Green Party primary contest for **United States Representative, District 8**, the total number of votes cast for each candidate was:

WRITE-IN	328	100.00%
----------	-----	---------

I certify that in the Green Party primary contest for **United States Representative, District 12**, the total number of votes cast for each candidate was:

WRITE-IN	66	100.00%
----------	----	---------

I certify that in the Green Party primary contest for **State Senator, District 8**, the total number of votes cast for each candidate was:

WRITE-IN	145	100.00%
----------	-----	---------

I certify that in the Green Party primary contest for **State Assembly, District 12**, the total number of votes cast for each candidate was:

WRITE-IN	106	100.00%
----------	-----	---------

I certify that in the Green Party primary contest for **State Assembly, District 13**, the total number of votes cast for each candidate was:

WRITE-IN	304	100.00%
----------	-----	---------

Following are the names of those persons nominated for the Green Party contests for which the Board, as required in California Elections Code Section 7772.1, declares elected.

I certify that in the Green Party primary contest for **Green Party Council**, the following persons shall be declared elected in lieu of holding an election:

JOHN MARC CHANDONIA  
BARRY HERMANSON  
RICHARD W. STONE  
BRUCE WOLFE

Following are the vote counts for each of the Libertarian Party primary contests.

I certify that in the Libertarian Party primary contest for **Governor**, the total number of votes cast for each candidate was:

DALE F. OGDEN	454	91.90%
WRITE-IN	40	8.10%

I certify that in the Libertarian Party primary contest for **Lieutenant Governor**, the total number of votes cast for each candidate was:

PAMELA J. BROWN	468	94.74%
WRITE-IN	26	5.26%

I certify that in the Libertarian Party primary contest for **Secretary of State**, the total number of votes cast for each candidate was:

CHRISTINA TOBIN	448	95.52%
WRITE-IN	21	4.48%

I certify that in the Libertarian Party primary contest for **State Controller**, the total number of votes cast for each candidate was:

ANDREW "ANDY" FAVOR	448	95.12%
WRITE-IN	23	4.88%

I certify that in the Libertarian Party primary contest for **State Treasurer**, the total number of votes cast for each candidate was:

EDWARD M. TEYSSIER	449	95.74%
WRITE-IN	20	4.26%

I certify that in the Libertarian Party primary contest for **State Attorney General**, the total number of votes cast for each candidate was:

TIMOTHY J. HANNAN	446	94.69%
WRITE-IN	25	5.31%

I certify that in the Libertarian Party primary contest for **State Insurance Commissioner**, the total number of votes cast for each candidate was:

RICHARD S. BRONSTEIN	447	95.11%
WRITE-IN	23	4.89%

I certify that in the Libertarian Party primary contest for **State Board of Equalization, District 1**, the total number of votes cast for each candidate was:

KENNITA WATSON	431	95.14%
WRITE-IN	22	4.86%

I certify that in the Libertarian Party primary contest for **United States Senator**, the total number of votes cast for each candidate was:

GAIL K. LIGHTFOOT	444	95.28%
WRITE-IN	22	4.72%

I certify that in the Libertarian Party primary contest for **United States Representative, District 8**, the total number of votes cast for each candidate was:

PHILIP BERG	361	95.76%
WRITE-IN	16	4.24%

I certify that in the Libertarian Party primary contest for **United States Representative, District 12**, the total number of votes cast for each candidate was:

MARK PAUL WILLIAMS	75	94.94%
WRITE-IN	4	5.06%

I certify that in the Libertarian Party primary contest for **State Senator, District 8**, the total number of votes cast for each candidate was:

WRITE-IN	55	100.00%
----------	----	---------

I certify that in the Libertarian Party primary contest for **State Assembly, District 12**, the total number of votes cast for each candidate was:

WRITE-IN	37	100.00%
----------	----	---------

I certify that in the Libertarian Party primary contest for **State Assembly, District 13**, the total number of votes cast for each candidate was:

WRITE-IN	89	100.00%
----------	----	---------

Following are the vote counts for each of the Peace and Freedom Party primary contests.

I certify that in the Peace and Freedom Party primary contest for **Governor**, the total number of votes cast for each candidate was:

CARLOS ALVAREZ	157	51.14%
STEWART A. ALEXANDER	87	28.34%
MOHAMMAD ARIF	38	12.38%
WRITE-IN	25	8.14%

I certify that in the Peace and Freedom Party primary contest for **Lieutenant Governor**, the total number of votes cast for each candidate was:

C.T. WEBER	264	90.72%
WRITE-IN	27	9.28%

I certify that in the Peace and Freedom Party primary contest for **Secretary of State**, the total number of votes cast for each candidate was:

MARYLOU CABRAL	260	91.87%
WRITE-IN	23	8.13%

I certify that in the Peace and Freedom Party primary contest for **State Controller**, the total number of votes cast for each candidate was:



KAREN MARTINEZ	251	89.96%
WRITE-IN	28	10.04%

I certify that in the Peace and Freedom Party primary contest for **State Treasurer**, the total number of votes cast for each candidate was:

DEBRA L. REIGER	256	91.43%
WRITE-IN	24	8.57%

I certify that in the Peace and Freedom Party primary contest for **State Attorney General**, the total number of votes cast for each candidate was:

ROBERT J. EVANS	266	92.04%
WRITE-IN	23	7.96%

I certify that in the Peace and Freedom Party primary contest for **State Insurance Commissioner**, the total number of votes cast for each candidate was:

DINA JOSEPHINE PADILLA	260	91.87%
WRITE-IN	23	8.13%

I certify that in the Peace and Freedom Party primary contest for **State Board of Equalization, District 1**, the total number of votes cast for each candidate was:

SHERILL BORG	243	92.75%
WRITE-IN	19	7.25%

I certify that in the Peace and Freedom Party primary contest for **United States Senator**, the total number of votes cast for each candidate was:

MARSHA FEINLAND	261	91.26%
WRITE-IN	25	8.74%

I certify that in the Peace and Freedom Party primary contest for **United States Representative, District 8**, the total number of votes cast for each candidate was:

GLORIA E. LA RIVA	215	93.48%
WRITE-IN	15	6.52%

I certify that in the Peace and Freedom Party primary contest for **United States Representative, District 12**, the total number of votes cast for each candidate was:

WRITE-IN	9	100.00%
----------	---	---------

I certify that in the Peace and Freedom Party primary contest for **State Senate, District 8**, the total number of votes cast for each candidate was:

WRITE-IN	33	100.00%
----------	----	---------

I certify that in the Peace and Freedom Party primary contest for **State Assembly, District 12**, the total number of votes cast for each candidate was:

WRITE-IN	24	100.00%
----------	----	---------

I certify that in the Peace and Freedom Party primary contest for **State Assembly, District 13**, the total number of votes cast for each candidate was:

WRITE-IN	45	100.00%
----------	----	---------

Following are the vote counts for the Peace & Freedom Party primary contests for which the Board, as required in California Elections Code Section 15400, declares the results.

I certify that in the Peace & Freedom Party primary contest for **County Central Committee**, the total number of votes cast for each candidate was:

RICHARD BECKER	207	22.16%
DAVID CAMPBELL	197	21.09%
RON HOLLADAY	182	19.49%
TOM LACEY	198	21.20%
WRITE-IN	150	16.06%

Following are the vote counts for state nonpartisan contests.

I certify that in the contest of **State Superintendent of Public Instruction**, the total number of votes cast for each candidate was:

TOM TORLAKSON	38,100	37.28%
GLORIA ROMERO	19,048	18.64%
LARRY ACEVES	9,380	9.18%
GRANT MCMICKEN	6,520	6.38%
DANIEL M. NUSBAUM	6,389	6.25%
LYDIA A. GUTIERREZ	6,070	5.94%
KAREN BLAKE	5,968	5.84%
DIANE A. LENNING	3,033	2.97%
HENRY WILLIAMS JR.	2,507	2.45%
ALEXIA L. DELIGIANNI	2,431	2.38%
LEONARD JAMES MARTIN	1,046	1.02%
FAARAX DAHIR SHEIKH-NOOR	996	0.97%
WRITE-IN	703	0.69%

Following are the vote counts for local nonpartisan contests.

I certify that in the contest of **Judge of the Superior Court, Seat 15**, the total number of votes cast for each candidate was:

MICHAEL NAVA	50520	45.82%
RICHARD ULMER	46849	42.49%
DANIEL DEAN	12212	11.08%
WRITE-IN	667	0.60%

Following are the vote counts for the local nonpartisan contests for which the Board, as required in California Elections Code Section 15400, declares the results.

I certify that in the contest for the **Judge of the Superior Court, Seat 6**, the total number of votes cast for each candidate was:

LINDA COLFAX	59,021	52.66%
HARRY DORFMAN	34,612	30.88%
RODERICK A. MCLEOD	10,119	9.03%
ROBERT RETANA	7,819	6.98%
WRITE-IN	521	0.46%

In witness whereof I hereby affix my hand and seal this 24th day of June 2010.

---

John Arntz, Director of Elections

(

(

(



June 23, 2010

Angela Calvillo  
Clerk, San Francisco Board of Supervisors  
1 Dr. Carlton B. Goodlett Place, Room 244  
San Francisco, CA 94102


Dear Ms. Calvillo:


Please find enclosed a copy of the Voter information Pamphlet, which contains the Charter amendment ratified by the voters of San Francisco on June 8, 2010 as Proposition D. Pursuant to Government Code Section 34460, the Department of Elections is required to have the text of the Charter amendment certified and authenticated by both the President and Clerk of the Board of Supervisors, and attested by the Director of Elections.

Enclosed are originals of the certification and authentication letter ready for both your signature and the signature of the President of the Board of Supervisors. Please return the executed copies to the Department of Elections. Once received, the Department will file copies of the Charter amendment with the Secretary of State and City Attorney's offices.

Please feel free to contact Rachel Gosiengfiao at (415) 554-4391 if you have any questions.

Respectfully

  
John Arntz,  
Director of Elections



June 23, 2010

## CERTIFICATION OF CHARTER AMENDMENTS

Ratified by the Electorate on June 8, 2010

Attached is a certified copy of the Voter Information Pamphlet mailed to voters pursuant to Sections 9281 and 13303 of the Elections Code. Included in this Voter Information Pamphlet is a copy of the Charter amendment (Proposition D) ratified by the voters in the June 8, 2010 Consolidated Statewide Direct Primary Election held in the City and County of San Francisco, in the form of legal text, and arguments for or against the Charter amendment.

I, David Chiu, President of the San Francisco Board of Supervisors, hereby certify that the attached document is a true and correct copy of the Charter amendment submitted to and ratified by the electorate as Proposition D on June 8, 2010.


---

Honorable David Chiu, President  
Board of Supervisors  
City and County of San Francisco

---

Angela Calvillo, Clerk  
Board of Supervisors  
City and County of San Francisco

Attested by:



John Arntz, Director  
Department of Elections  
City and County of San Francisco