

File No. 130543

Committee Item No. 12
Board Item No. 26

COMMITTEE/BOARD OF SUPERVISORS
AGENDA PACKET CONTENTS LIST

Committee: Budget and Finance Committee

Date: 06/20/2013
06/21/2013

Board of Supervisors Meeting

Date: July 16, 2013

Cmte Board

- | | | |
|-------------------------------------|-------------------------------------|--|
| <input type="checkbox"/> | <input type="checkbox"/> | Motion |
| <input type="checkbox"/> | <input type="checkbox"/> | Resolution |
| <input checked="" type="checkbox"/> | <input checked="" type="checkbox"/> | Ordinance |
| <input checked="" type="checkbox"/> | <input checked="" type="checkbox"/> | Legislative Digest |
| <input type="checkbox"/> | <input type="checkbox"/> | Budget and Legislative Analyst Report |
| <input type="checkbox"/> | <input type="checkbox"/> | Legislative Analyst Report |
| <input type="checkbox"/> | <input type="checkbox"/> | Youth Commission Report |
| <input checked="" type="checkbox"/> | <input checked="" type="checkbox"/> | Introduction Form |
| <input type="checkbox"/> | <input type="checkbox"/> | Department/Agency Cover Letter and/or Report |
| <input type="checkbox"/> | <input type="checkbox"/> | MOU |
| <input type="checkbox"/> | <input type="checkbox"/> | Grant Information Form |
| <input type="checkbox"/> | <input type="checkbox"/> | Grant Budget |
| <input type="checkbox"/> | <input type="checkbox"/> | Subcontract Budget |
| <input type="checkbox"/> | <input type="checkbox"/> | Contract/Agreement |
| <input type="checkbox"/> | <input type="checkbox"/> | Form 126 – Ethics Commission |
| <input type="checkbox"/> | <input type="checkbox"/> | Award Letter |
| <input type="checkbox"/> | <input type="checkbox"/> | Application |
| <input type="checkbox"/> | <input type="checkbox"/> | Public Correspondence |

OTHER (Use back side if additional space is needed)

- | | | |
|-------------------------------------|-------------------------------------|------------------------------|
| <input checked="" type="checkbox"/> | <input checked="" type="checkbox"/> | <u>Certification of Fees</u> |
| <input type="checkbox"/> | <input type="checkbox"/> | _____ |
| <input type="checkbox"/> | <input type="checkbox"/> | _____ |
| <input type="checkbox"/> | <input type="checkbox"/> | _____ |
| <input type="checkbox"/> | <input type="checkbox"/> | _____ |
| <input type="checkbox"/> | <input type="checkbox"/> | _____ |
| <input type="checkbox"/> | <input type="checkbox"/> | _____ |
| <input type="checkbox"/> | <input type="checkbox"/> | _____ |

Completed by: Victor Young Date June 14, 2013

Completed by: Victor Young Date 7/11/13

[Administrative Code - Medical Examiner's Fees for Copies of Documents and Certain Services]

Ordinance amending Administrative Code Section 8.14 to adjust the Office of the Chief Medical Examiner's fees for providing certain documents and services; to reduce or delete certain fees; to add fees for new services; and making environmental findings.

NOTE: Additions are *single-underline italics Times New Roman*; deletions are ~~*strike-through italics Times New Roman*~~. Board amendment additions are double-underlined; Board amendment deletions are ~~strikethrough normal~~.

Be it ordained by the People of the City and County of San Francisco:

Section 1. The Planning Department has determined that the actions contemplated in this ordinance comply with the California Environmental Quality Act (California Public Resources Code Section 21000 et seq.). Said determination is on file with the Clerk of the Board of Supervisors in File No. 130543 and is incorporated herein by reference.

Section 2. The Administrative Code is hereby amended by amending Section 8.14 to read as follows:

(a) The Office of the Chief Medical Examiner is hereby authorized to charge the following fees to ~~defray the cost of the issuance of the following mentioned documents and the providing of the following services.~~ Any persons or government agencies, including departments or agencies of the City and County of San Francisco, that requesting or requireing such documents or services ~~shall pay the following fees:~~

Proof of death letter	\$ 7.00
<i>Statement to attending physician at death</i>	7.00
<u>Statement of non-contagion Non-contagious letter</u>	7.00

1	Certified copy of Medical Examiner's report	34.00
2	<i>Copy (not certified) of Medical Examiner's report</i>	<i>15.00</i>
3		
4	Disaster bags <i>for decomposed, accident or infectious cases</i>	49.00
5	Forensic autopsy <i>by request performed on non Medical</i>	3,274.00
6	<i>Examiner's cases or outside County</i>	
7		
8	X-rays, <i>per film</i>	113.00
9		
10	Copies of X-rays, <i>per film</i>	24.00
11		
12	Re-cut microscopic slides, <i>per slide</i>	24.00
13		
14	<i>Use of viewing room by request Outside use of facilities for</i>	34.00
15	<i>identification of remains</i>	
16		
17	Storage of remains <i>for funeral directors for other than</i>	56.00
18	<i>Medical Examiner's cases, per day</i>	
19		
20	Removal of remains <i>at from place of death to OCME</i>	461.00
21	<i>facility Medical Examiner's Office prior to completion of</i>	
22	<i>investigation (Gov. Code § 27472), Medical Examiner's</i>	
23	<i>cases. (The charge, if not paid, may be considered a part of</i>	
24	<i>the funeral expense and paid as a preferred charge against</i>	
25	<i>the estate of the decedent.)</i>	
	<i>Storage of remains following completion of investigation</i>	<i>56.00</i>
	<i>and notification of family or funeral director of completed</i>	
	<i>investigation, Medical Examiner's cases, per day</i>	

1	<i>Removal and storage Transport of remains from rest</i>	113.00
2	<i>homes or other agencies that have no facilities for cold</i>	
3	<i>storage, non-Medical Examiner's cases</i>	
4	<i>Direct eCremation of remains by request</i>	873.00
5	<i>Certified Fforensic alcohol toxicology report</i>	12.00
6	<i>Certified Ssupporting documentation for results of</i>	7.50 .90
7	<i>forensic alcohol toxicology report, per page</i>	
8	<i>Packaging and delivery of subpoenaed records to court</i>	18.00
9	<i>Specimen storage, per month</i>	28.00permonth
10	<i>Court and deposition testimony; consultation/staff</i>	225.00/hour**
11	<i>Expert Court and deposition testimony; or consultation/</i>	282.00/hour**
12	<i>by OCME toxicologist (non-Ph.D.), per hour</i>	
13	<i>Expert Court and deposition testimony; or consultation/</i>	400.00*
14	<i>by OCME toxicologist (Ph.D.), per hour</i>	
15	<i>Expert Court and deposition testimony; or consultation/</i>	584.00/hour**
16	<i>by OCME forensic pathologist, per hour</i>	
17	<i>Expert Court and deposition testimony; or consultation/</i>	282.00/hour**
18	<i>by OCME investigator, per hour</i>	
19	<i>Drug screening in blood or urine by ELISA (4 common</i>	400.00
20	<i>drug categories)</i>	
21	<i>Drug screening in blood or urine by ELISA (8 common</i>	600.00
22		
23		
24		
25		

1
2
3
4
5
6
7
8
9
10
11
12
13
14
15
16
17
18
19
20
21
22
23
24
25

drug categories)	
Drug screening in blood or urine by ELISA (12 common drug categories)	800.00
Drug screening in blood or urine by GC/MS	1,200.00
Drug confirmation in urine, per drug	300.00
Drug confirmation and quantization <u>quantitation</u> in blood, per drug	300.00
Drug screening in gastric contents or tissue by GC/MS	1,500.00
Drug confirmation in gastric contents or tissue, per drug	400.00
Date rape drug screening in urine	1,200.00
Date rape drug confirmation in urine, per drug	300.00
Drug screening and confirmation in hair, per hair specimen	4,000.00
Decedent's property mailing fee	40.00
Histology service for outside agencies , including overnight processing, embedding, cutting, routine H & E staining and coverslipping, per 4 cassettes	120.00
Forensic alcohol analysis for outside agencies , per case	160.00
Drug screening and confirmation in nails, per nail	1,143.00

specimen	
<i>Preparation of specimen for shipment or release</i>	<u>60.00</u>

~~*Court travel, and expert fees will be added.~~

*Travel and accommodation charges will be the responsibility of the requesting agency party.

Except as otherwise provided by law, the Office of the Chief Medical Examiner is authorized to charge a fee on a time-and-materials basis to issue documents or perform services other than those specified above. The fee charged shall not exceed the actual cost that the OCME incurs in providing the document or service to the requesting party.

(b) All cases brought into the Medical Examiner's Office facility shall be billed for transportation, personnel handling, and storage costs, except for the following categories of cases:

- (1) Decedents under 14 years of age;
- (2) Homicides;
- (3) In custody or police-involved cases;
- (4) Indigents (County disposition);
- (5) Cases in which private charitable funds available to pay funeral costs would thereby be reduced so as to preclude payment;
- (6) Cases specifically exempted by the Chief Medical Examiner or his or her designee.

(b)(c) Beginning with fiscal year 2003-2004, fees set in this Section may be adjusted each year, without further action by the Board of Supervisors, to reflect changes in the relevant Consumer Price Index, as determined by the Controller.

1 No later than April 15th of each year, the Medical Examiner's Office shall submit
2 its current fee schedule to the Controller, who shall apply the price index adjustment to
3 produce a new fee schedule for the following year.

4 ~~— No later than May 15th of each year, the Controller shall file a report with the Board of~~
5 ~~Supervisors reporting the new fee schedule and certifying that: (a) the fees produce sufficient revenue~~
6 ~~to support the costs of providing the services for which each fee is assessed, and (b) the fees do not~~
7 ~~produce revenue which is significantly more than the costs of providing the services for which each fee~~
8 ~~is assessed. The Controller shall, if necessary, adjust the fees upward or downward for the upcoming~~
9 ~~fiscal year as appropriate to ensure that the Medical Examiner's Office recovers the costs of operation~~
10 ~~without producing revenue that is significantly more than such costs.~~ The adjusted rates shall
11 become operative on July 1.

12 (e)(d) All fees received for documents and services mentioned in this Section
13 shall be deposited with the Treasurer and shall be used to defray the costs incurred by the
14 Medical Examiner in issuing such documents or providing such services.

15 Section 3. Effective Date. This ordinance shall become effective 30 days from the
16 date of passage.

17 Section 4. This section is uncodified. In enacting this Ordinance, the Board intends to
18 amend only those words, phrases, paragraphs, subsections, sections, articles, numbers,
19 punctuation, charts, diagrams, or any other constituent part of the Administrative Code that

20 ///

21 ///

22 ///

23 ///


24 ///

25 ///

1 are explicitly shown in this legislation as additions, deletions, Board amendment additions,
2 and Board amendment deletions in accordance with the "Note" that appears under the official
3 title of the legislation.

4
5 APPROVED AS TO FORM:
6 DENNIS J. HERRERA, City Attorney

7
8 By:


9 Sherril Sokeland Kaiser
Deputy City Attorney

10
11 n:\health\as2013\1300016\00854466.docx

LEGISLATIVE DIGEST

[Administrative Code - Medical Examiner's Fees for Copies of Documents and Certain Services]

Ordinance amending Administrative Code Section 8.14 to adjust the Office of the Chief Medical Examiner's fees for providing certain documents and services; to reduce or delete certain fees; to add fees for new services; and making environmental findings.

Existing Law

Administrative Code Sec. 8.14 sets the fees for various documents and services provided by the Office of the Chief Medical Examiner, subject to annual cost of living adjustments as determined by the Controller.

Amendments to Current Law

The amendments to Sec. 8.14 delete duplicative or unnecessary fees, reduce a fee to reflect current costs, restate the description of documents and services for which fees are charged to reflect current usage, and establish a fee for preparing physical specimens for shipment or release.

Background Information

Section 8.14 was last updated in 2009.



Ben Rosenfield
Controller

Monique Zmuda
Deputy Controller

MEMORANDUM

TO: The Honorable Board of Supervisors
Clerk of the Board

FROM: Michelle Allersma, Acting Director of Budget & Analysis
Controller's Office

DATE: June 12, 2013

SUBJECT: Certification of Fees – Legislative Fee Changes

The Controller's Office published a Master Fee Schedule of Budget Submissions for FY 2013-14 and FY 2014-15 Budget Deliberations in April 2013. The Master Fee Schedule provides policymakers with a timely and comprehensive summary of departmental licenses, permits, fines, and service charges, organized alphabetically by department. These data are a compilation of departmental budget submissions, and represent each department's estimate of fee revenue and related cost recovery. Adopted fees may vary from what is published in the Master Fee Schedule. The full report is available on our website at:
<http://sfcontroller.org/index.aspx?page=399>

Please refer to the referenced pages for the following fees:

- Street Artist Fee, p. 5
- Fire Department Permit Fees, p. 46
- Medical Examiner Fees, pp. 47-48
- Public Guardian Fee, p. 57
- Library Fines and Fees, p. 96-98
- Recreation and Park Code Fees, pp. 116-139

Patient rates charged by the Department of Public Health are not included in the Master Fee Schedule because budgeted revenue is based on reimbursements from (with few exceptions) Medi-Cal, Medicare and other third parties, rather than the patient rates. The pending legislation sets patient rates as a reference point for full cost recovery in order to increase reimbursement amounts.

As indicated in the Master Fee Schedule, none of the referenced fees are projected to recover more than the cost of providing the relevant service(s). Please contact Drew Murrell of my staff at (415) 554- 7647 if you have any questions.

Attachments: Excerpted pages from Master Fee Schedule

Budget Form 2B: Schedule of Licenses, Permits, Fines & Service Charges

CPI Adjustment	
Yes	
No	

DEPARTMENT: ARTS COMMISSION (ART)

Inflation Factor for FY 2013-14 Fee Auto Increase as per Code Section **	2.2%
Inflation Factor for FY 2014-15 Fee Auto Increase as per Code Section **	3.5%

Item	Fee Status C/M/N	Description	Code Authorization	Auto CPI Adjust Yes/No	Unit Basis (eg. per sq ft/l)	FY 2012-13 Fee	FY 2012-13 Units (Est.)	FY 2012-13 Revenue Budgeted	FY 2012-13 Cost Recovery (Est.)	FY 2013-14 Fee **	FY 2013-14 Units (Est.)	FY 2013-14 Revenue Proposed	FY 2013-14 Cost Recovery (Est.)	FY 2014-15 Fee **	FY 2014-15 Units (Est.)	FY 2014-15 Revenue Proposed	FY 2014-15 Cost Recovery (Est.)	Fiscal Year of Last Increase	Fee Prior to Last Increase
1	M	Street Artist Certification Fee	Ord. 41-83	No	Per license	\$ 664.05	395	\$ 312,003	98%	\$ 841.92	418	\$ 351,923	100%	\$ 871.31	419	\$ 365,079	100%	FY 11/12	\$616.64
2	M	Civic Design Review Fee	Admin Code Sec. 3.19	No	Per Review	\$ 2,316.00	50	\$ 115,800	81%	\$ 2,483.00	50	\$ 124,500	100%	\$ 2,583.00	50	\$ 129,150	100%	N/a	\$616.64

Fee Status: C - Continuing
M - Modified
N - New

Notes:

** If Auto CPI adjustment = Yes, FY 2013-14 and FY 2014-15 Fee will be automatically generated based on the Inflation factor determined by the Controller.
If Auto CPI adjustment = No, FY 2013-14 and FY 2014-15 Fee will remain the same as previous year or entered by dept according to Code Authorization.

Budget Form 2B: Schedule of Licenses, Permits, Fines & Service Charges

CPI Adjustment	
Yes	
No	

DEPARTMENT: Fire (FIR)

Inflation Factor for FY 2014-12 Fee Auto Increase as per Code Section **	2.2%
Inflation Factor for FY 2014-15 Fee Auto Increase as per Code Section **	3.5%

Item	Fee Status C/M/N	Description	Code Authorization	Auto CPI Adjust Fee (No)	Unit Basis (eg per sq ft)	FY 2012-13 Fee	FY 2012-13 Units (Est)	FY 2012-13 Revenue Budgeted	FY 2012-13 Cost Recovery (Est)	FY 2013-14 Fee	FY 2013-14 Units (Est)	FY 2013-14 Revenue Proposed	FY 2013-14 Cost Recovery (Est)	FY 2014-15 Fee	FY 2014-15 Units (Est)	FY 2014-15 Revenue Proposed	FY 2014-15 Cost Recovery (Est)	Fiscal Year of Last Increase	Fee Prior to Last Increase
1	M	Pre-Application Plan Review	SFFC 112.11	No	Per Request of Client	\$ 220.00	320	\$ 74,800	98%	\$ 230	385	\$ 88,550	99%	\$ 230.00	385	\$ 88,550	97%	2010	\$ 190.00
2	M	Fire Water Flow Request	SFFC 112.17	No	Per Request of Client	\$110/\$220	420	\$ 73,700	100%	\$115/\$230	560	\$ 88,550	99%	\$115/\$230	440	\$ 88,550	97%	2010	\$95/\$190
3	C	Fire Prevention Plan Check	SFFC 112.9	No	Per Plan reviewed	Schedule	6,950	\$ 3,895,000	99%	See Schedule	8,000	\$ 4,400,000	100%	See Schedule	8,000	\$ 4,400,000	99%	2013	See Schedule
4	M	Fire Inspection Fees	SFFC 112.10	No	Per Request of Client	\$ 110.00	9,300	\$ 1,023,000	98%	\$ 115	12,200	\$ 1,403,000	100%	\$ 115.00	12,200	\$ 1,403,000	99%	2010	\$ 95.00
5	C	High Rise Fire Inspection Fees	SFFC 112.8	No	Per 1,000 sq ft	\$ 12.00	129,000	\$ 1,548,000	101%	\$ 12	140,000	\$ 1,680,000	100%	\$ 12.00	140,000	\$ 1,680,000	98%	2010	\$ 11.00
6	C	Tax Collection Renewal Fees	Business and Tax Code	No	Per location	\$ 330.00	4,150	\$ 1,369,500	100%	\$ 330	4,150	\$ 1,369,500	98%	\$ 330.00	4,150	\$ 1,369,500	98%	2010	\$ 270.00
7	C	Original Permit/License Fees	SFFC 112.2	No	Per inspection	\$ 330.00	2,400	\$ 792,000	98%	\$ 330	2,400	\$ 792,000	98%	\$ 330.00	2,400	\$ 792,000	98%	2010	\$ 270.00
8	M	Reinspection	SFFC 112.3	No	Per inspection	\$ 220.00	470	\$ 103,400	100%	\$ 230	245	\$ 56,950	100%	\$ 230.00	245	\$ 56,950	99%	2010	\$ 190.00
9	M	Retinal Inspection Fee	SFFC 112.7	No	Per inspection	\$ 110.00	1,130	\$ 124,300	100%	\$ 115	1,200	\$ 138,000	98%	\$ 115.00	1,200	\$ 138,000	97%	2010	\$ 95.00
10	C	Overnight Service Fees	SFFC 112.15	No	Per hour	\$ 131.00	7,658	\$ 1,000,000	102%	\$ 133	8,664	\$ 1,150,000	100%	\$ 132.78	8,661	\$ 1,150,000	100%	2010	\$ 128.00
11	C	Residential Inspection	SFFC 112.16	No	Per inspection	\$ 157.00	3,637	\$ 571,009	100%	\$ 157	3,637	\$ 571,009	100%	\$ 157	3,637	\$ 571,009	100%	2009	\$ 148.00
12	C	Residential Key Access Program	SFFC 112.19	No	Per subscriber	\$ 230.00	-	\$ -	N/A	\$ 230	0	\$ -	N/A	\$ 230	0	\$ -	N/A	N/A	N/A
13	C	Misc Subpoenas & File Reports	ADMIN CODE	No	Per document	\$4-\$12	520,650	\$ 15,000	N/A	\$4-\$12	520,650	\$ 15,000	N/A	\$4-\$12	520,650	\$ 15,000	N/A	N/A	\$ -
14	C	Vehicle Incident Insurance	SFFC	No	Per incident	\$249/\$498	3,144	\$ 326,000	80%	\$249/\$498	3,144	\$ 326,000	N/A	\$249/\$498	3,144	\$ 326,000	N/A	N/A	\$ -
15	C	Falset Alarm Response Fee	SFFC 112.4	No	Per incident	\$250/\$500	630	\$ 220,500	N/A	\$250/\$500	630	\$ 220,500	N/A	\$250/\$500	630	\$ 220,500	N/A	N/A	N/A
16	C	Medical Cannabis Dispensary Fee	ADMIN CODE	No	Per type of service	\$ 110.00	8	\$ 880	N/A	\$ 110	8	\$ 880	N/A	\$ 110.00	8	\$ 880	N/A	N/A	N/A
17	C	Ambulance Services	HC 128.1	No	Per Request of Client	\$376/\$1,690	65,000	\$29,619,312	N/A	\$376/\$1,690	65,000	\$31,249,651	N/A	\$376/\$1,690	65,000	\$31,249,651	N/A	N/A	\$ -
18	C	Medical Records Fees	1567	No	Per Request of Client	\$ 15.00	1,000	\$ 15,000	N/A	\$ 15	1,000	\$ 15,000	N/A	\$ 15.00	1,000	\$ 15,000	N/A	N/A	\$ -

Fee Status: C - Continuing
M - Modified
N - New

Notes:

** If Auto CPI adjustment = Yes, FY 2014-15 Fee will be automatically generated based on the Inflation factor determined by the Controller.
If Auto CPI adjustment = No, FY 2013-14 and FY 2014-15 Fee will remain the same as previous year or entered by dept according to Code Authorization.

Budget Form 2B: Schedule of Licenses, Permits, Fines & Service Charges

DEPARTMENT: GSA-City Administrator (ADM)

Inflation Factor for FY 2013-14 Fee Auto Increase as per Code Section **	2.2%
Inflation Factor for FY 2014-15 Fee Auto Increase as per Code Section **	3.5%

GPI Adjustment	
Yes	
No	

Item	Fee State CH/IN	Description	Code Authorization	Auto CPI Adjust Yes/No	Unit Basis (sp. per sq ft)	FY 2012-13 Fee	FY 2012-13 Units (Est.)	FY 2012-13 Revenue Budgeted	FY 2012-13 Cost Recovery (Est.)	FY 2013-14 Fee **	FY 2013-14 Units (Est.)	FY 2013-14 Revenue Proposed	FY 2013-14 Cost Recovery (Est.)	FY 2014-15 Revenue Proposed	FY 2014-15 Units (Est.)	FY 2014-15 Cost Recovery (Est.)	Fiscal Year of Last Increase	Fee Prior to Last Increase
1	C	Proof of death for insurance purposes	Admin. Code, Section 8.14	Yes	per letter	\$ 7.11		\$ 640,000	100%	\$ 7.26	7.52	\$ 665,000		\$ 665,000			2012	\$ 7.00
2	C	Statement to attending physician at death	Admin. Code, Section 8.14	Yes	per letter	\$ 7.11			100%	\$ 7.26	7.52						2012	\$ 7.00
3	C	Non-confidential letter	Admin. Code, Section 8.14	Yes	per letter	\$ 7.11			100%	\$ 7.26	7.52						2012	\$ 7.00
4	C	Certified copy of Medical Examiner's report	Admin. Code, Section 8.14	Yes	per report	\$ 66.00			100%	\$ 66.44	69.77						2012	\$ 35.00
5	C	Copy (not certified) of Medical Examiner's report	Admin. Code, Section 8.14	Yes	per report	\$ 60.00			100%	\$ 61.33	63.48						2012	\$ 15.00
6	C	Dossier pouches for decomposed, accident or infectious cases	Admin. Code, Section 8.14	Yes	per pouch	\$ 50.76			100%	\$ 51.89	53.70						2012	\$ 50.00
7	C	Forensic autopsy performed on non-Medical Examiner's cases or outside county	Admin. Code, Section 8.14	Yes	per autopsy	\$ 3,410.06			100%	\$ 3,485.76	3,607.76						2012	\$ 3,350.00
8	C	X-rays	Admin. Code, Section 8.14	Yes	per xray	\$ 117.76			100%	\$ 120.38	124.59						2012	\$ 115.00
9	C	Copies of X-rays	Admin. Code, Section 8.14	Yes	per copy	\$ 25.38			100%	\$ 25.94	26.85						2012	\$ 25.00
10	C	Results of microscopic slides	Admin. Code, Section 8.14	Yes	per slide	\$ 25.38			100%	\$ 25.94	26.85						2012	\$ 25.00
11	C	Outside use of facilities for identification purposes	Admin. Code, Section 8.14	Yes	per case	\$ 35.53			100%	\$ 36.32	37.59						2012	\$ 35.00
12	C	Storage of remains for funeral directors for other than Medical Examiner's cases	Admin. Code, Section 8.14	Yes	per day	\$ 57.87			100%	\$ 59.15	61.22						2012	\$ 57.00
13	M	Removal of remains to completion of Examiner's Office prior to completion of investigation	Admin. Code, Section 8.14	Yes	per removal	\$ 480.19			100%	\$ 490.85	508.03						2012	\$ 475.00
14	C	Storage of remains following completion of investigation and notification of family or funeral director of completed investigation, Medical Examiner's cases	Admin. Code, Section 8.14	Yes	per day	\$ 57.87			100%	\$ 59.15	61.22						2012	\$ 57.00
15	C	Removal and storage of remains from rest homes or other agencies that have no facilities for cold storage	Admin. Code, Section 8.14	Yes	per day	\$ 117.76			100%	\$ 120.38	124.59						2012	\$ 115.00
16	C	Reimbursement for direct cremation	Admin. Code, Section 8.14	Yes	per cremation	\$ 809.52			100%	\$ 929.91	962.36						2012	\$ 895.00
17	C	Forensic alcohol report	Admin. Code, Section 8.14	Yes	per report	\$ 12.18			100%	\$ 12.45	12.89						2012	\$ 12.00
18	C	Supporting documentation for results of forensic alcohol report	Admin. Code, Section 8.14	Yes	per page	\$ 8.12			100%	\$ 8.30	8.59						2012	\$ 8.00
19	C	Specimen storage	Admin. Code, Section 8.14	Yes	per month	\$ 29.44			100%	\$ 30.09	31.15						2012	\$ 28.00
20	C	Court and deposition testimony/consultation, staff, per hour	Admin. Code, Section 8.14	Yes	per hour	\$ 234.51			100%	\$ 239.72	248.11						2012	\$ 231.00
21	C	Court and deposition testimony/consultation, toxicologist, per hour	Admin. Code, Section 8.14	Yes	per hour	\$ 283.39			100%	\$ 299.91	310.40						2012	\$ 289.00
22	C	(Ph.D.), per hour	Admin. Code, Section 8.14	Yes	per hour	\$ 416.23			100%	\$ 425.47	440.36						2012	\$ 410.00
23	C	Court and deposition testimony/consultation, forensic pathologist, per hour	Admin. Code, Section 8.14	Yes	per hour	\$ 508.10			100%	\$ 521.60	543.36						2012	\$ 599.00
24	C	Court and deposition testimony/consultation, investigator, per hour	Admin. Code, Section 8.14	Yes	per hour	\$ 293.39			100%	\$ 299.91	310.40						2012	\$ 289.00
25	C	Drug screening in blood or urine by ELISA (4 common drug categories)	Admin. Code, Section 8.14	Yes	per 4 drugs	\$ 416.23			100%	\$ 425.47	440.36						2012	\$ 410.00
26	C	Drug screening in blood or urine by ELISA (8 common drug categories)	Admin. Code, Section 8.14	Yes	per 8 drugs	\$ 825.36			100%	\$ 839.25	861.92						2012	\$ 816.00
27	C	Drug screening in blood or urine by ELISA (12 common drug categories)	Admin. Code, Section 8.14	Yes	per 12 drugs	\$ 893.48			100%	\$ 911.96	941.80						2012	\$ 821.00

Item	Fee Status C/M/N	Description	Code Authorization	Auto CPI Adjust Yes/No	Units Basis (per per act/10)	FY 2012-13 Fee	FY 2012-13 Units (Est.)	FY 2012-13 Revenue Budgeted	FY 2012-13 Cost Recovery (Est.)	FY 2013-14 Fee **	FY 2013-14 Units (Est.)	FY 2013-14 Revenue Proposed	FY 2013-14 Cost Recovery (Est.)	FY 2014-15 Fee **	FY 2014-15 Units (Est.)	FY 2014-15 Revenue Proposed	FY 2014-15 Cost Recovery (Est.)	Fiscal Year of Last Increase	Fee Prior to Last Increase
28	C	Drug screening in blood or urine by GC/MS	Admin Code, Section 6.14	Yes	per screen	\$ 1,249.71		\$ -	100%	\$ 1,277.45		\$ -		\$ 1,322.17		\$ -		2012	\$ 1,231.00
29	C	Drug confirmation in urine, per drug	Admin Code, Section 6.14	Yes	per drug	\$ 312.68		\$ -	100%	\$ 319.62		\$ -		\$ 330.81		\$ -		2012	\$ 308.00
30	C	Drug confirmation and quantitation in blood, per drug	Admin Code, Section 6.14	Yes	per drug	\$ 312.68		\$ -	100%	\$ 319.62		\$ -		\$ 330.81		\$ -		2012	\$ 308.00
31	C	Drug screening in gastric contents or issue, by GC/MS	Admin Code, Section 6.14	Yes	per screen	\$ 1,562.39		\$ -	100%	\$ 1,597.08		\$ -		\$ 1,652.98		\$ -		2012	\$ 1,530.00
32	C	Drug confirmation in gastric contents or issue, per drug	Admin Code, Section 6.14	Yes	per test	\$ 416.23		\$ -	100%	\$ 425.47		\$ -		\$ 440.36		\$ -		2012	\$ 410.00
33	C	Date rape drug screening in urine	Admin Code, Section 6.14	Yes	per test	\$ 1,249.71		\$ -	100%	\$ 1,277.45		\$ -		\$ 1,322.17		\$ -		2012	\$ 1,231.00
34	C	Date rape drug confirmation in urine, per drug	Admin Code, Section 6.14	Yes	per test	\$ 312.68		\$ -	100%	\$ 319.62		\$ -		\$ 330.81		\$ -		2012	\$ 308.00
35	C	Drug screening and confirmation in hair, per hair specimen	Admin Code, Section 6.14	Yes	per test	\$ 4,185.38		\$ -	100%	\$ 4,288.87		\$ -		\$ 4,407.54		\$ -		2012	\$ 4,104.00
36	C	Devedent's property mailing fee	Admin Code, Section 6.14	Yes	per property	\$ 41.62		\$ -	100%	\$ 42.55		\$ -		\$ 44.04		\$ -		2012	\$ 41.00
37	C	Histology service for outside agencies	Admin Code, Section 6.14	Yes	per cassette	\$ 124.87		\$ -	100%	\$ 127.64		\$ -		\$ 132.11		\$ -		2012	\$ 123.00
38	C	Forensic alcohol service for outside agencies	Admin Code, Section 6.14	Yes	per test	\$ 166.49		\$ -	100%	\$ 170.19		\$ -		\$ 176.15		\$ -		2012	\$ 164.00
39	C	Drug screening and confirmation in nails	Admin Code, Section 6.14	Yes	per specimen	\$ 1,190.83		\$ -	100%	\$ 1,217.27		\$ -		\$ 1,259.87		\$ -		2012	\$ 1,173.00
40	C	Preparing toxicology specimen for shipment for retest	Admin Code, Section 6.14	Yes	per specimen	\$ 57.87		\$ -	100%	\$ 59.15		\$ -		\$ 61.22		\$ -		2012	\$ 57.00
41	C	Animal Control Fees	HC 41.10	Yes	Animal	\$ 137.05		\$ 592,000		\$ 140.09		\$ 682,000		\$ 145.00		\$ 582,000		2012	\$ 135.00
42	C	Adoption - Dog	HC 41.10	Yes	Animal	\$ 100.50		\$ -	6%	\$ 102.74		\$ -		\$ 105.33		\$ -		2012	\$ 99.00
43	C	Redemption	HC 41.10	Yes	Animal	\$ 50.76		\$ -	41%	\$ 51.89		\$ -		\$ 53.70		\$ -		2012	\$ 50.00
44	C	Daily Care	HC 41.10	Yes	Days	\$ 25.38		\$ -		\$ 25.94		\$ -		\$ 26.86		\$ -		2012	\$ 25.00
45	C	Late Fee	HC 41.17	Yes	Fine	\$ 25.38		\$ -	N/A	\$ 25.94		\$ -		\$ 26.86		\$ -		2012	\$ 25.00
46	C	Dog License - Unaltered	HC 41.15	Yes	Tag	\$ 50.76		\$ -		\$ 51.89		\$ -		\$ 53.70		\$ -		2012	\$ 25.00
47	C	Dog License - Altered	HC 41.15	Yes	Tag	\$ 30.46		\$ -	45%	\$ 31.13		\$ -		\$ 32.22		\$ -		2012	\$ 30.00
48	C	Dog License - Senior Citizen (Altered)	HC 41.16	Yes	Tag	\$ 25.38		\$ -		\$ 25.94		\$ -		\$ 26.85		\$ -		2012	\$ 25.00
49	C	Voluntary Cat Registration	HC 41.16	Yes	Tag	\$ 10.15		\$ -		\$ 10.39		\$ -		\$ 10.74		\$ -		2012	\$ 10.00
50	C	Office of Labor Standards Enforcement	HC 41.16	Yes	Tag	\$ 12.18		\$ 374,016		\$ 12.45		\$ 414,036		\$ 12.89		\$ 414,036		2012	\$ 12.00
51	C	Penalties for Prevailing Wage Violations: Employees on public works contracts must be paid prevailing wages. In addition, the Board of Supervisors has set prevailing wage rates for work covered by Admin Code section 21C. When CLSE finds violations of prevailing wage requirements on public works contracts, penalties of \$50 per worker per day are required.	Admin Code sec 6.22	No	Per worker per day	\$ 50.00	3000	150,000.00	\$	\$ 50.00	3000	150,000.00		\$ 50.00	3000	150,000.00		n/a	\$
52	C	Penalties for MCO/HCAO Violations: The Minimum Compensation Ordinance (MCO) generally requires City contractors and certain tenants to provide their covered employees with (a) no less than the MCO hourly wage in effect; (b) 12 paid days off per year (or cash equivalent); and (c) 10 days off per year without pay per year. The Health Care Accountability Ordinance (HCAO) generally requires City contractors and certain tenants to offer health plan benefits to their covered employees, to make payment to the City for use by the Department of Public Health, or, under limited circumstances, to make payments directly to their covered employees. When the CLSE determines that a contractor has violated these laws, the agency may assess liquidated damages. 12P, 12Q	Admin Code sec 12P, 12Q	No	per worker per week (up to)	\$ 100.00	100	10,000.00	\$	\$ 100.00	100	10,000.00		\$ 100.00	100	10,000.00		n/a	\$

Budget Form 2B: Schedule of Licenses, Permits, Fines & Service Charges

DEPARTMENT: Human Services Agency (DSS)

Inflation Factor for FY 2013-14 Fee Auto Increase as per Code Section **	2.2%
Inflation Factor for FY 2014-15 Fee Auto Increase as per Code Section **	3.5%

CPI Adjustment	
Yes	X
No	

Item	Fee Status C/M/N	Description	Code Authorization	Auto CPI Adjust Yes/No	Unit Basis (e.g. per sq ft)	FY 2012-13 Fee	FY 2012-13 Units (Est)	FY 2012-13 Revenue Budgeted	FY 2012-13 Cost Recovery (Est)	FY 2013-14 Fee **	FY 2013-14 Units (Est)	FY 2013-14 Revenue Proposed	FY 2013-14 Cost Recovery (Est)	FY 2014-15 Fee **	FY 2014-15 Units (Est)	FY 2014-15 Revenue Proposed	FY 2014-15 Cost Recovery (Est)	Fiscal Year of Last Increase	Fee Prior to Last Increase
1	C	Representative Payee Fee	111208	No	per eligible client amount defined by Social Security applicable fees	\$37.00	5,946	\$220,002	32%	\$ 37.00	5405	\$ 200,000	32%	\$ 37.00	5405	\$ 200,000	32%	FY11.12	\$ -
2	C	ADMIN FEE-PUBLIC GUARDIAN	001907	No	per case - pursuant to Probate Code Section 2942	n/a	n/a	\$300,000		n/a	n/a	\$ 300,000		n/a	n/a	\$ 300,000			\$ -
3	C	ATTY FEES-PUBLIC GUARDIAN		No	per case - pursuant to Probate Code Section 2942	n/a	n/a	\$65,000		n/a	n/a	\$ 85,000		n/a	n/a	\$ 85,000			\$ -
4	C	BOND FEE-PUBLIC GUARDIAN		No	per case - pursuant to Probate Code Section 2942	n/a	n/a	\$15,000		n/a	n/a	\$ 16,000		n/a	n/a	\$ 16,000			\$ -
5	C	ADMIN FEE-PUBLIC ADMINISTRATOR		No	per case - pursuant to Probate Code Sections 7622 and 7623	n/a	n/a	\$275,000		n/a	n/a	\$ 275,000		n/a	n/a	\$ 275,000			\$ -
6	C	ATTY FEES-PUBLIC ADMINISTRATOR		No	per case - pursuant to Probate Code Sections 7622 and 7623	n/a	n/a	\$173,410		n/a	n/a	\$ 173,410		n/a	n/a	\$ 173,410			\$ -
7	C	BOND FEE-PUBLIC ADMINISTRATOR		No	per case - pursuant to Probate Code Sections 7622 and 7623	n/a	n/a	\$15,356		n/a	n/a	\$ 15,356		n/a	n/a	\$ 15,356			\$ -
8	C	IND FEE - REP PAYEE	001907	No	per case as defined by Mental Health	n/a	n/a	\$79,920		n/a	n/a	\$ 70,000		n/a	n/a	\$ 70,000			\$ -

Fee Status: C - Continuing
M - Modified
N - New

Notes:

** If Auto CPI adjustment = Yes, FY 2013-14 and FY 2014-15 Fee will be automatically generated based on the inflation factor determined by the Controller.
If Auto CPI adjustment = No, FY 2013-14 and FY 2014-15 Fee will remain the same as previous year or entered by dept according to Code Authorization.

Budget Form 2B: Schedule of Licenses, Permits, Fines & Service Charges

DEPARTMENT: San Francisco Public Library (LIB)

Inflation Factor for FY 2013-14 Fee Auto Increase as per Code Section **	2.2%
Inflation Factor for FY 2014-15 Fee Auto Increase as per Code Section **	3.5%

CPI Adjustment	
Yes	No
No	X

Item	Fee Status C/M/N	Description	Code Authorization	Auto CPI Adjust Yes/No	Unit Basis (e.g., per sq ft)	FY 2012-13 Fee	FY 2012-13 Units (Est.)	FY 2012-13 Revenue Budgeted	FY 2012-13 Cost Recovery (Est.)	FY 2013-14 Fee **	FY 2013-14 Units (Est.)	FY 2013-14 Revenue Proposed	FY 2013-14 Cost Recovery (Est.)	FY 2014-15 Fee **	FY 2014-15 Units (Est.)	FY 2014-15 Revenue Proposed	FY 2014-15 Cost Recovery (Est.)	Fiscal Year of Last Increase	Fee Prior to Last Increase
1	C	Overdue fines for Adults(8-64)	8.21-2	No	per item overdue	\$0.10-\$5.00	N/A			\$0.10-\$5.00	N/A			\$0.10-\$5.00	N/A				\$
2	C	Video & Digital Video Discs (DVDs) for Adults & Seniors	8.21-2	No	per item overdue	\$1.00-\$5.00	N/A			\$1.00-\$5.00	N/A			\$1.00-\$5.00	N/A				\$
3	C	Orchestral/Music Sets for Adults & Seniors	8.21-2	No	per item overdue	\$0.25-\$5.00	N/A	\$ 560,000	100%	\$0.25-\$5.00	N/A	\$ 550,000	100%	\$0.25-\$5.00	N/A	\$ 550,000	100%		\$
4	C	Overdue fines for Seniors (over 65)	8.21-2	No	per item overdue	\$0.05-\$5.00	N/A			\$0.05-\$5.00	N/A			\$0.05-\$5.00	N/A				\$
5	C	Returned Checks	8.21-2	No	per check	\$ 35.00	N/A			\$ 35.00	N/A			\$35	N/A				\$
6	C	Lost Card: Adult/Seniors	8.21-2	No	per card	\$ 1.00	N/A			\$ 1.00	N/A			\$ 1.00	N/A				\$
7	C	Lost Card: Youth (0-17 yrs)	8.21-2	No	per card	\$ 0.50	N/A			\$ 0.50	N/A			\$ 0.50	N/A				\$
8	C	Processing Fee (PF): Cataloged materials	8.21-2	No	per lost item	\$ 5.00	N/A			\$ 5.00	N/A			\$ 5.00	N/A				\$
9	C	Media Case(lost)	8.21-2	No	per case	\$ 1.00	N/A			\$ 1.00	N/A			\$ 1.00	N/A			From Audiocassette to Media Case	\$
10	C	Barcode Label	8.21-2	No	per label	\$ 0.25	N/A			\$ 0.25	N/A			\$ 0.25	N/A				\$
11	C	Barcode & Flyleaf	8.21-2	No	per Barcode & Flyleaf	\$ 1.00	N/A	\$ 360,000	100%	\$ 1.00	N/A	\$ 180,000	100%	\$ 1.00	N/A	\$ 180,000	100%		\$
12	C	Books by Mail	8.21-2	No	per book	\$3 or cost of shipping & handling, whichever is greater	N/A			\$3 or cost of shipping & handling, whichever is greater	N/A			\$3 or cost of shipping & handling, whichever is greater	N/A				\$
13	C	Public Copy and Print	N/A	No	per page	Black & white: \$0.10; color: \$0.40	N/A			Black & white: \$0.10; color: \$0.40	N/A			Black & white: \$0.10; color: \$0.40	N/A				\$
14	C	Inter-Library Loan: Photocopy	8.21-2	No	per page	\$ 0.25	N/A			\$ 0.25	N/A	\$ 180,000	100%	\$ 0.25	N/A	\$ 180,000	100%		\$
15	C	Inter-Library Loan: Photocopy (maximum of 50 pages/day) - Rush	8.21-2	No	per page	\$ 5.00	N/A			\$ 5.00	N/A			\$ 5.00	N/A				\$

Item	Fee Status C/M/N	Description	Code Authorization	Auto CPI Adjust Yes/No	Unit Basis (e.g., per sq ft)	FY 2012-13 Fee	FY 2012-13 Units (Est.)	FY 2012-13 Revenue Budgeted	FY 2012-13 Cost Recovery (Est.)	FY 2013-14 Fee **	FY 2013-14 Units (Est.)	FY 2013-14 Revenue Proposed	FY 2013-14 Cost Recovery (Est.)	FY 2014-15 Fee **	FY 2014-15 Units (Est.)	FY 2014-15 Revenue Proposed	FY 2014-15 Cost Recovery (Est.)	Fiscal Year of Last Increase	Fee Prior to Last Increase	
16	C	Hardbook: Adult/Teen, Non-fiction	8.21-2	No	per book	\$ 35.00	N/A			\$ 35.00	N/A			\$ 35.00	N/A					\$ -
17	C	Hardbook: Adult/Teen, Fiction	8.21-2	No	per book	\$ 25.00	N/A			\$ 25.00	N/A			\$ 25.00	N/A					\$ -
18	C	Hardbook: Juvenile, Non-fiction	8.21-2	No	per book	\$ 20.00	N/A			\$ 20.00	N/A			\$ 20.00	N/A					\$ -
19	C	Hardbook: Juvenile, Fiction	8.21-2	No	per book	\$ 15.00	N/A			\$ 15.00	N/A			\$ 15.00	N/A					\$ -
20	C	Paperback; Cataloged: Adult/Teen Non-Fiction	8.21-2	No	per book	\$ 20.00	N/A			\$ 20.00	N/A			\$ 20.00	N/A					\$ -
21	C	Paperback; Cataloged: Adult/Teen Fiction	8.21-2	No	per book	\$ 10.00	N/A			\$ 10.00	N/A			\$ 10.00	N/A					\$ -
22	C	Paperback; Cataloged: Juvenile Non-fiction	8.21-2	No	per book	\$ 10.00	N/A			\$ 10.00	N/A			\$ 10.00	N/A					\$ -
23	C	Paperback; Cataloged: Juvenile Fiction	8.21-2	No	per book	\$ 5.00	N/A			\$ 5.00	N/A			\$ 5.00	N/A					\$ -
24	C	Other Materials: Paperback Other Materials: Paperback/Hardback: International Generic Record - based on fair market value	8.21-2	No	per item	\$ 5.00	N/A			\$ 5.00	N/A			\$ 5.00	N/A					\$ -
25	C	Periodicals/Magazines	8.21-2	No	per item	\$5.00-\$15.00	N/A	\$ 57,800	100%	\$5.00-\$15.00	N/A	\$ 57,800	100%	\$5.00-\$15.00	N/A	\$ 57,800	100%			\$ -
26	C	Phone record	8.21-2	No	per item	\$ 5.00	N/A			\$ 5.00	N/A			\$ 5.00	N/A					\$ -
27	C	Audiocassettes	8.21-2	No	per tape	\$ 15.00-Fair market value of set	N/A			\$ 15.00-Fair market value of set	N/A			\$ 15.00-Fair market value of set	N/A					\$ -
28	C	Videos & DVDs Supplementary Materials: Incl booklets, librett, maps, CDs etc. (no PF)	8.21-2	No	per video/DVD	\$ 20.00	N/A			\$ 20.00	N/A			\$ 20.00	N/A					\$ -
29	C	Sheet Music/Scores	8.21-2	No	per sheet	\$ 30.00	N/A			\$ 30.00	N/A			\$ 30.00	N/A					FMV as set by Library 2008
30	C	Sheet Music/Uncataloged	8.21-2	No	per sheet	\$ 30.00	N/A			\$ 30.00	N/A			\$ 30.00	N/A					FMV as set by Library 2008
31	C	Audio Books	8.21-2	No	per tape or CD	\$5.00-Fair market value of set	N/A			\$5.00-Fair market value of set	N/A			\$5.00-Fair market value of set	N/A					FMV as set by Library 2008
32	C	Compact Discs	8.21-2	No	per CD	\$ 15.00	N/A			\$ 15.00	N/A			\$ 15.00	N/A					CD was added
33	C	Language Sets	8.21-2	No	per item	\$10.00-Fair market value of set	N/A			\$10.00-Fair market value of set	N/A			\$10.00-Fair market value of set	N/A					
34	C	Vertical/Picture Files (no PF)	8.21-2	No	per item	\$ 5.00	N/A			\$ 5.00	N/A			\$ 5.00	N/A					

Item	Fee Status C/M/N	Description	Code Authorization	Auto CPI Adjust Yes/No	Unit Basis (e.g., per sq ft)	FY 2012-13 Fee	FY 2012-13 Units (Est.)	FY 2012-13 Revenue Budgeted	FY 2012-13 Cost Recovery (Est.)	FY 2013-14 Fee **	FY 2013-14 Units (Est.)	FY 2013-14 Revenue Proposed	FY 2013-14 Cost Recovery (Est.)	FY 2014-15 Fee **	FY 2014-15 Units (Est.)	FY 2014-15 Revenue Proposed	FY 2014-15 Cost Recovery (Est.)	Fiscal Year of Last Increase	Fee Prior to Last Increase
37	C	Meeting Room - Non-standard Furniture setup	8.21-2	No	Flat Fee	\$ 25.00	N/A			\$ 25.00	N/A			\$ 25.00	N/A			2008	
38	C	Meeting RM - Custodial Services, Light Refreshments (set-up & clean up)	8.21-2	No	Flat Fee	\$ 25.00	N/A			\$ 25.00	N/A			\$ 25.00	N/A			2008	
39	C	Meeting RM - Custodial Services, Refreshments (set-up & clean up)	8.21-2	No	Flat Fee	\$ 100.00	N/A			\$ 100.00	N/A			\$ 100.00	N/A			2008	
40	C	Meeting RM - VHS/VCR Monitor/Technician	8.21-2	No	Flat Fee	\$ 30.00	N/A			\$ 30.00	N/A			\$ 30.00	N/A			2008	
41	C	Meeting RM - Microphone	8.21-2	No	Flat Fee	\$ 30.00	N/A			\$ 30.00	N/A			\$ 30.00	N/A			2008	
42	C	Meeting RM - Slide, VCR, Overhead projection	8.21-2	No	Flat Fee	\$ 30.00	N/A	\$ 8,000	100%	\$ 30.00	N/A	\$ 8,000	100%	\$ 30.00	N/A	\$ 8,000	100%	2008	
43	C	Koret Auditorium - Slide, VCR, Overhead projection	8.21-2	No	per hour	\$ 30.00	N/A			\$ 30.00	N/A			\$ 30.00	N/A			2008	
44	C	Video/Film Projector/Projectionist	8.21-2	No	per hour	\$ 30.00	N/A			\$ 30.00	N/A			\$ 30.00	N/A			2008	
45	C	Multiple Microphone Set-up/Mixing	8.21-2	No	per hour	\$ 30.00	N/A			\$ 30.00	N/A			\$ 30.00	N/A			2008	
46	C	Web site patch, PowerPoint Presentation	8.21-2	No	per hour	\$ 30.00	N/A			\$ 30.00	N/A			\$ 30.00	N/A			2008	
47	C	Audio Duplication/Technician	8.21-2	No	per hour	\$ 30.00	N/A			\$ 30.00	N/A			\$ 30.00	N/A			2008	
48	C	Engineer "Fire Watch" Fee	8.21-2	No	per hour	\$ 30.00	N/A			\$ 30.00	N/A			\$ 30.00	N/A			2008	
49	C	Visitor's Card (non-California resident) San Francisco History Center: reproduction of photographs (for teaching, scholarship or research purposes)	8.21-2	No	per card	\$ 10.00	N/A		100%	\$ 10.00	N/A		100%	\$ 10.00	N/A		100%		
50	C		8.21-2	No	per photo	\$ 1.00	N/A			\$ 1.00	N/A			\$ 1.00	N/A				
51	C	San Francisco History Center: reproduction of photographs (for commercial purposes)	8.21-2	No	per photo	\$ 15+ fair market value of additional labor required due to age or condition of photograph	N/A	\$ 25,000	100%	\$ 25,000	N/A	\$ 25,000	100%	\$ 25,000	N/A	\$ 25,000	100%		
52	C	San Francisco History Center: scanning of photographs	8.21-2	No	per photo	\$ 15 per existing scan; \$20 per new scan; \$1 per CD	N/A			\$ 15 per existing scan; \$20 per new scan; \$1 per CD	N/A			\$ 15 per existing scan; \$20 per new scan; \$1 per CD	N/A			2008	

Fee Status: C - Continuing
M - Modified
N - New

Notes:

** If Auto CPI adjustment = Yes, FY 2013-14 and FY 2014-15 Fee will be automatically generated based on the inflation factor determined by the Controller.
* If Auto CPI adjustment = No, FY 2013-14 and FY 2014-15 Fee will remain the same as previous year or entered by dept according to Code Authorization.

Item	Fee Status C/M/N	Description	Code Allocation	Adm. C/P	2013-13 Fee	2012-13 Units (Est.)	2012-13 Cost Recovery (Est.)	2012-13 Fee (Rounded...)	2013-14 Units (Est.)	2013-14 Cost Recovery (Est.)	2014-15 Fee (Rounded...)	2014-15 Units (Est.)	2014-15 Cost Recovery (Est.)	Unit Basis	Year of Last Increase	Fee Prior to Last Increase
		Adult - Walk On, Evening & Weekend			\$5.00						\$5.00					
		Adult - Reserved Court			\$6.00						\$6.00					
		Senior - Walk On, Weekday			\$2.00						\$2.00					
		Senior - Walk On, Evening & Weekend			\$2.00						\$2.00					
		Senior - Reserved Court			\$2.00						\$2.00					
		Youth - Walk on, Weekday			\$2.00						\$2.00					
		Youth - Walk on, Evening & Weekend			\$2.00						\$2.00					
		Youth - Reserved Court			\$2.00						\$2.00					
		Tournament/League Play - Weekday 90 min.			\$15.00						\$15.00					
		Tournament/League Play - Weekday Evening 90min			\$15.00						\$15.00					
		Tournament/League Play - Weekend 90 min.			\$15.00						\$15.00					
		Category - Tennis Pro Lesson	Park Code Section 12.41			1,100						1,100			7/21/06 Update	
		Pro Lesson - 60 Min. Individual			\$70.00						\$75.00					\$50.00
		Pro Lesson - 30 Min. Individual			\$40.00						\$42.00					\$30.00
		Pro Lesson - 60 Min. 2 person (cost per person)			\$65.00						\$68.00					\$30.00
		Pro Lesson - 60 Min. Group Adult (cost per person)			\$22.00						\$23.00					\$20.00
		Pro Lesson - 60 Min. Group Junior (cost per person)			\$18.00						\$19.00					\$16.00
		Cancellation Fee (less than 24 hrs)			25% of lesson fee						25% of lesson fee					25% of lesson fee
4	C	Kezar Parking	Park Code, Section 12.08 (a)	No		tickets sold						tickets sold			7/21/06	2003
		Category:														
		(a) Hourly Parking Rates -														
		0-1 hour			\$2.50	14,000		\$3.00	14,000		\$3.00	14,000				\$1.50
		1-2 hours			\$5.00	21,000		\$5.00	21,000		\$5.00	21,000				\$3.00
		2-3 hours			\$7.00	10,000		\$7.00	10,000		\$7.00	10,000				\$5.00
		3-4 hours			\$10.00	4,000		\$10.00	4,000		\$10.00	4,000				\$7.00
		4-5 hours			\$12.00	2,000		\$12.00	2,000		\$12.00	2,000				\$9.00
		5-6 hours			\$14.00	1,300		\$14.00	1,300		\$14.00	1,300				\$11.00
		6-7 hours			\$16.00	1,200		\$16.00	1,200		\$17.00	1,200				\$13.00
		7-12 hours			\$18.00	11,000		\$18.00	11,000		\$19.00	11,000				\$15.00
		Special Event Parking			\$10.00	4,800		\$10.00	4,800		\$10.00	4,800				\$8.00
		(b) Monthly Parking Rates														
		Resident Rate			\$160.00	750		\$164.00	750		\$170.00	750				\$115.00
		Commercial Rate (5 days per week)			\$185.00	2,300		\$189.00	2,300		\$196.00	2,300				\$140.00
		Senior Rate			\$60.00			\$61.00			\$63.00					\$30.00

Item #	Fee Structure	Description	Color Adaptation	Adult CPJ Admit Y/N	2012-13 Fee	2012-13 Unit (E/L)	2012-13 Cont Recovery (E/L)	2013-14 Fee (Rounded)	2013-14 Unit (E/L)	2013-14 Cont Recovery (E/L)	2014-15 Fee (Rounded)	2014-15 Unit (E/L)	2014-15 Cont Recovery (E/L)	Unit Bill	Year of Last Increase	Fee Prior to Last Increase	
		(a) Commercial/Fundraisers & International			\$3,000 for up to 8hrs or 25% of gross ticket receipts, whichever is greater			\$3,066 for up to 8hrs or 25% of gross ticket receipts, whichever is greater			\$3,173 for up to 8hrs or 25% of gross ticket receipts, whichever is greater				\$3,000 for up to 8hrs or 25% of gross ticket receipts, whichever is greater	\$3,000 for up to 8hrs or 25% of gross ticket receipts, whichever is greater	
		(b) Adult Athletic Events (18 and older)			\$2,000 for up to 8hrs or 25% of gross ticket receipts, whichever is greater			\$2,044 for up to 8hrs or 25% of gross ticket receipts, whichever is greater			\$2,116 for up to 8hrs or 25% of gross ticket receipts, whichever is greater				\$2,000 for up to 8hrs or 25% of gross ticket receipts, whichever is greater	\$2,000 for up to 8hrs or 25% of gross ticket receipts, whichever is greater	
		(c) Youth Athletic Events - Open Facility (17 and under)			\$505 3hr. Minimum & \$60 ea. Adtl. Hr or 25% gross ticket revenues, whichever is greater			\$516 3hr. Minimum & \$61 ea. Adtl. Hr or 25% gross ticket revenues, whichever is greater			\$534 3hr. Minimum & \$63 ea. Adtl. Hr or 25% gross ticket revenues, whichever is greater				\$500 3hr. Minimum & \$60 ea. Adtl. Hr or 25% gross ticket receipts or gross revenues, 25% of gross tickets whichever is greater	\$300 3hr. Minimum and \$40 each additional hour or receipts, whichever is greater	
		(d) Youth Athletic Events - Closed Facility (17 & under)			\$600 3hr. Minimum & \$80 ea. adtl. hr. or 25% gross ticket receipts or gross revenues, whichever is greater			\$613 3hr. Minimum & \$82 ea. adtl. hr. or 25% gross ticket receipts or gross revenues, whichever is greater			\$634 3hr. Minimum & \$85 ea. adtl. hr. or 25% gross ticket receipts or gross revenues, whichever is greater				\$600 3hr. Minimum & \$80 ea. adtl. hr. or 25% gross ticket receipts or gross revenues, 25% of gross tickets whichever is greater	\$300 3hr. Minimum and \$40 each additional hour or receipts, whichever is greater	
		(e) Student Photo Shoot			Free			Free			Free				Free	Free	
		(f) Small Crew Photo Shoot			\$150 per hour			\$158 per hour			\$158 per hour				\$150 per hour	\$150 per hour	
		(g) Large Crew Film Shoot			\$2,000 4 hr. minimum & \$300 each adtl. hour			\$2,044 4 hr. minimum & \$307 each adtl. hour			\$2,116 4 hr. minimum & \$318 each adtl. hour				\$2,000 4 hr. minimum & \$300 each adtl. hour	\$2,000 4 hr. minimum & \$300 each adtl. hour	
3	C	Matthew J. Boxer Stadium Rental	Park Code Section 12.42	No		85 Revenue Generating Rental Dates			85 Revenue Generating Rental Dates			85 Revenue Generating Rental Dates				8/2/06	
		(a) Adult - Professional/International/Concerts			\$3,000 for up to 8hrs or 25% of gross ticket receipts, whichever is greater			\$3,066 for up to 8hrs or 25% of gross ticket receipts, whichever is greater			\$3,173 for up to 8hrs or 25% of gross ticket receipts, whichever is greater				\$3,000 for up to 8hrs or 25% of gross ticket receipts, whichever is greater	\$3,000 for up to 8hrs or 25% of gross ticket receipts, whichever is greater	

Item	Fee Status C/M/N	Description	Code Attribution	Ann C/P Allowance Y/N	2012-13 Fee	2012-13 Units (E14)	2012-13 Cent Recovery (E14)	2013-14 Fee (Revised)**	2013-14 Units (E14)	2013-14 Cent Recovery (E14)	2014-15 Fee (Revised)**	2014-15 Units (E14)	2014-15 Cent Recovery (E14)	Unit Bill	Year of Last Increase	Fee Prior to Last Increase
		(b) Amateur Athletic Events - Open facility			\$600 4 hr. minimum and \$150 each additional hour or 25% of gross revenues, whichever is greater			\$613 4 hr. minimum and \$150 each additional hour or 25% of gross revenues, whichever is greater			\$634 4 hr. minimum and \$150 each additional hour or 25% of gross revenues, whichever is greater				\$600 4 hr. minimum and \$150 each additional hour or 25% of gross revenues, whichever is greater	\$600 4 hr. minimum and \$150 each additional hour or 25% of gross revenues, whichever is greater
		(c) Amateur Athletic Events - Closed facility			\$1000 4hr. Minimum and \$220 each additional hour or 25% of gross ticket receipts, whichever is greater			\$1022 4hr. Minimum and \$220 each additional hour or 25% of gross ticket receipts, whichever is greater			\$1058 4hr. Minimum and \$220 each additional hour or 25% of gross ticket receipts, whichever is greater				\$1000 4hr. Minimum and \$220 each additional hour or 25% of gross ticket receipts, whichever is greater	\$900 4hr. Minimum and \$300 each additional hour or 25% of gross ticket receipts, whichever is greater
		(d) Youth Events - Open Facility			\$500 3hr. Minimum and \$60 each additional hour or 25% of gross ticket receipts, whichever is greater			\$511 3hr. Minimum and \$63 each additional hour or 25% of gross ticket receipts, whichever is greater			\$529 3hr. Minimum and \$63 each additional hour or 25% of gross ticket receipts, whichever is greater				\$500 3hr. Minimum and \$60 each additional hour or 25% of gross ticket receipts, whichever is greater	\$300 3hr. Minimum and \$40 each additional hour
		(e) Youth Events - Closed facility			\$500 3hr. Minimum and \$80 each additional hour or 25% of gross tickets receipts, whichever is greater			\$511 3hr. Minimum and \$82 each additional hour or 25% of gross tickets receipts, whichever is greater			\$529 3hr. Minimum and \$80 each additional hour or 25% of gross tickets receipts, whichever is greater				\$500 3hr. Minimum and \$80 each additional hour or 25% of gross tickets receipts, whichever is greater	\$400 3hr. Minimum and \$50 each additional hour or 25% of gross tickets receipts, whichever is greater
		(f) Adult Soccer Leagues			\$600 3hr. Minimum and \$150 each additional hour or 25% of gross tickets receipts, whichever is greater			\$613 3hr. Minimum and \$150 each additional hour or 25% of gross tickets receipts, whichever is greater			\$634 3hr. Minimum and \$150 each additional hour or 25% of gross tickets receipts, whichever is greater				\$600 3hr. Minimum and \$150 each additional hour or 25% of gross tickets receipts, whichever is greater	\$400 3hr. Minimum and \$100 each additional hour or 25% of gross tickets receipts, whichever is greater
4	C	Kezar Stadium Rental	Park Code Section 12.42	No		65 Total Revenue Generating Rental Dates			65 Total Revenue Generating Rental Dates			65 Total Revenue Generating Rental Dates			8/2/06	1996

Item	Fee Structure	2013-13 Fee (Roundup)	2013-13 Unit (E1)	2013-13 Cont Receipts (E1)	2013-13 Fee (Roundup)	2013-13 Unit (E1)	2013-13 Cont Receipts (E1)	2014-14 Fee (Roundup)	2014-14 Unit (E1)	2014-14 Cont Receipts (E1)	2014-15 Fee (Roundup)	2014-15 Unit (E1)	2014-15 Cont Receipts (E1)	Unit Base	Fee to Last Increase	Fee to Last Increase
(a) Commercial/Fundraisers/International/Graduations		\$3,000 4hr. Minimum and \$450 each additional hour or 25% of gross ticket receipts, whichever is greater			\$3,066 4hr. Minimum and \$460 each additional hour or 25% of gross ticket receipts, whichever is greater			\$3,173 4hr. Minimum and \$476 each additional hour or 25% of gross ticket receipts, whichever is greater			\$3,000 4hr. Minimum and \$450 each additional hour or 25% of gross ticket receipts, whichever is greater				\$2,000 4hr. Minimum and \$450 each additional hour or 25% of gross ticket receipts, whichever is greater	
(b) Amateur Athletic Events - Open facility		\$800 4 hr. minimum and \$150 each additional hour			\$818 4 hr. minimum and \$158 each additional hour			\$847 4 hr. minimum and \$158 each additional hour			\$800 4 hr. minimum and \$150 each additional hour				\$600 4 hr. minimum and \$150 each additional hour	
(c) Amateur Athletic Events - Closed facility		\$1200 4hr. Minimum and \$240 each additional hour or 25% of gross ticket receipts, whichever is greater			\$1226 4hr. Minimum and \$286 each additional hour or 25% of gross ticket receipts, whichever is greater			\$1267 4hr. Minimum and \$296 each additional hour or 25% of gross ticket receipts, whichever is greater			\$1200 4hr. Minimum and \$280 each additional hour or 25% of gross ticket receipts, whichever is greater				\$900 4hr. Minimum and \$300 each additional hour or 25% of gross ticket receipts, whichever is greater	
(d) Youth Events - Open facility		\$500 3hr. Minimum and \$60 each additional hour or 25% of gross ticket receipts, whichever is greater			\$511 3hr. Minimum and \$61 each additional hour or 25% of gross ticket receipts, whichever is greater			\$529 3hr. Minimum and \$63 each additional hour or 25% of gross ticket receipts, whichever is greater			\$500 3hr. Minimum and \$60 each additional hour or 25% of gross ticket receipts, whichever is greater				\$300 3hr. Minimum and \$40 each additional hour	
(e) Youth Events - Closed facility		\$600 3hr. Minimum and \$80 each additional hour or 25% of gross ticket receipts, whichever is greater			\$613 3hr. Minimum and \$82 each additional hour or 25% of gross ticket receipts, whichever is greater			\$634 3hr. Minimum and \$83 each additional hour or 25% of gross ticket receipts, whichever is greater			\$600 3hr. Minimum and \$80 each additional hour or 25% of gross ticket receipts, whichever is greater				\$400 3hr. Minimum and \$50 each additional hour or 25% of gross ticket receipts, whichever is greater	
(f) Adult Soccer Leagues		\$600 3hr. Minimum and \$150 each additional hour or 25% of gross ticket receipts, whichever is greater			\$613 3hr. Minimum and \$158 each additional hour or 25% of gross ticket receipts, whichever is greater			\$634 3hr. Minimum and \$158 each additional hour or 25% of gross ticket receipts, whichever is greater			\$600 3hr. Minimum and \$150 each additional hour or 25% of gross ticket receipts, whichever is greater				\$400 3hr. Minimum and \$100 each additional hour or 25% of gross ticket receipts, whichever is greater	
(g) Student Photo Shoot															Free of Charge	Free of Charge
																N/A

Item	Fee Status C/M/N	Description	Code Subordination	Auto CRT Adjust Y/N	2012-13 Fee	2012-13 Units (Est.)	2012-13 Cont Recovery (Est.)	2013-14 Fee (Rounded)**	2013-14 Units (Est.)	2013-14 Cont Recovery (Est.)	2014-15 Fee (Rounded)**	2014-15 Units (Est.)	2014-15 Cont Recovery (Est.)	Unit Bid	Year of Last Increase	Fee Prior to Last Increase
		(b) Small Crew Photo Shoot			\$150 per hour			\$150 per hour			\$150 per hour					N/A
5	C	Athletic Field Reservation Category: For Adults (a) Single Use Reservations (one playing time) Sofball Residents - Lighted Field (1.5 hrs.) Residents - Non-Lighted Field (1.5 hrs.) Non-Residents-Lighted (1.5 hrs.) Non-Residents-Non-Lighted (1.5 hrs.) All Other Sports (Baseball, Soccer, Etc.) Residents - Lighted Field (2 hrs.) Residents - Non-Lighted (2 hrs.) Residents - Lighted Field (3 hrs.) Residents - Non-Lighted (3 hrs.) Non-Residents - Lighted Field (2 hrs.) Non-Residents - Non-Lighted (2 hrs.) Non-Residents - Lighted Field (3 hrs.) Non-Residents - Non-Lighted (3 hrs.) Twilight Fields - Residents (April - September) Non-Residents (April - September)	Park Code, Section 12.36	Yes	\$150 per hour	17,000		\$150 per hour	17,000	88.57%	\$158 per hour	17,000	85.99%		7/29/2005	
		(b) Multiple Usage with Specific Locations and Times Sofball Residents - Lighted Field (1.5 hrs.) Residents - Non-Lighted (1.5 hrs.) Non-Residents - Lighted Field (1.5 hrs.) Non-Residents - Non-Lighted (1.5 hrs.) All Other Sports (Baseball, Soccer, Etc.) Residents - Lighted Field (2 hrs.) Residents - Non-Lighted (2 hrs.) Residents - Lighted Field (3 hrs.) Residents - Non-Lighted (3 hrs.) Non-Residents - Lighted (3 hrs.) Non-Residents - Non-Lighted (3 hrs.) Winter Reservations (November thru March) Ground Sports - per hour Residents - Single Lighted			\$150 per hour			\$150 per hour			\$158 per hour					\$150 per hour
					\$38.00			\$38.00			\$40.00					\$35.00
					\$27.00			\$27.00			\$29.00					\$25.00
					\$71.00			\$71.00			\$76.00					\$65.00
					\$55.00			\$56.00			\$58.00					\$50.00
					\$55.00			\$56.00			\$58.00					\$50.00
					\$44.00			\$45.00			\$47.00					\$40.00
					\$82.00			\$84.00			\$87.00					\$75.00
					\$71.00			\$73.00			\$76.00					\$65.00
					\$77.00			\$79.00			\$82.00					\$70.00
					\$66.00			\$67.00			\$69.00					\$60.00
					\$92.00			\$94.00			\$97.00					\$85.00
					\$82.00			\$84.00			\$87.00					\$75.00
					\$33.00			\$34.00			\$35.00					\$21.00
					\$44.00			\$45.00			\$47.00					\$40.00
					\$44.00			\$45.00			\$47.00					\$40.00
					\$30.00			\$31.00			\$32.00					\$28.00
					\$77.00			\$79.00			\$82.00					\$70.00
					\$60.00			\$61.00			\$63.00					\$55.00
					\$60.00			\$61.00			\$63.00					\$55.00
					\$49.00			\$50.00			\$52.00					\$45.00
					\$87.00			\$89.00			\$92.00					\$80.00
					\$77.00			\$79.00			\$82.00					\$70.00
					\$82.00			\$84.00			\$87.00					\$75.00
					\$71.00			\$73.00			\$76.00					\$65.00
					\$99.00			\$101.00			\$105.00					\$90.00
					\$87.00			\$89.00			\$92.00					\$80.00
					\$27.00			\$28.00			\$29.00					\$25.00
																\$20.00

Item	Fee Sund CPA	Description	Code Substitution	Adult Y/N	2012-13 Fee (Rounded)	2012-13 Unit (Est)	2012-13 Cont Recovery (Est)	2013-14 Fee (Rounded)	2013-14 Unit (Est)	2013-14 Cont Recovery (Est)	2014-15 Fee (Rounded)	2014-15 Unit (Est)	2014-15 Cont Recovery (Est)	Unit Basis	Year of Last Increase	Fee Prior to Last Increase
		Residents - Multiple Lighted			\$33.00			\$34.00			\$35.00				\$30.00	\$30.00
		Residents - Single Non-Lighted			\$22.00			\$22.00			\$23.00				\$17.00	\$17.00
		Residents - Multiple Non-Lighted			\$27.00			\$28.00			\$29.00				\$30.00	\$30.00
		Non-Residents-Single Lighted			\$33.00			\$34.00			\$35.00				N/A	N/A
		Non-Residents- Multiple Lighted			\$38.00			\$39.00			\$40.00				N/A	N/A
		Non-Residents- Single Non-Lighted			\$27.00			\$28.00			\$29.00				N/A	N/A
		Non-Residents- Multiple Non-Lighted			\$33.00			\$34.00			\$35.00				N/A	N/A
		ASSOCIATED FEES (For both Adults and Youth)														
		(a) Field Lining Fees														
		Softball & Baseball			\$33.00			\$34.00			\$35.00				\$30.00	\$20.00
		Soccer & Football #1 (every 10 Yards)			\$87.00			\$89.00			\$92.00				\$80.00	\$35.00
		Lacrosse & Rugby			\$99.00			\$101.00			\$105.00				\$90.00	
		Gaelic football (twice the size of soccer)			\$174.00			\$178.00			\$184.00				\$160.00	\$35.00
		Football #2 (every five yards)			\$131.00			\$134.00			\$139.00				\$120.00	N/A
		(b) Scheduling Fee														
		Leagues/Tournaments (over 25 reservations)			\$3.00			\$3.00			\$3.00				\$3.00	\$2.00
6	C	Photo Center Fees	Peak Code, Section 12.29	Yes		1,050 Members			1,050 Members			1,050 Members			2003	Unknown
		Category:														
		Adult Annual Membership, Unlimited use			\$269.00			\$275.00			\$285.00				\$250.00	\$200.00
		Youth Annual Membership, Unlimited use			\$134.00			\$137.00			\$142.00				\$125.00	
		Adult - 6 months membership fee			\$54.00			\$55.00			\$57.00				\$50.00	\$50.00
		Each time use with membership			\$5.00			\$5.00			\$5.00				\$5.00	\$5.00
		Junior (under 18) - 6 months membership fee			\$77.00			\$78.00			\$79.00				\$76.00	\$25.00
		Each time use with membership			\$5.00			\$5.00			\$5.00				\$5.00	\$5.00
		Senior (62 and over) - 6 months membership fee			\$27.00			\$28.00			\$29.00				\$25.00	\$25.00
		Each time use with membership			\$5.00			\$5.00			\$5.00				\$5.00	\$5.00
7	C	Stern Grove Clubhouse Rental	Peak Code, Section 12.21(a)	Yes		160 Events			160 Events	42.53%		160 Events	40.50%		4/7/03	Unknown
		Category:														
		Monday - Friday (10:00a.m. until 4:00pm)			\$700.00			\$716.00			\$741.00				\$600.00	\$325.00
		Monday - Thursday-Weeknight			\$700.00			\$716.00			\$741.00				\$600.00	\$225.00
		Saturday-Sunday (10:00am until 4:00pm or 5:00pm until 11:00pm)			\$840.00			\$859.00			\$889.00				\$750.00	\$225.00
		Outside Surrounding area			\$150.00			\$153.00			\$158.00				\$150.00	N/A
		Each Additional Hour			\$112.00			\$114.00			\$116.00				\$100.00	\$80.00
8	C	Facilities Rental	Peak Code, Section 12.21(b)	Yes		1350 Events			1350 Events	54.89%		1350 Events	52.06%		4/7/03	Unknown

Item	Fee Status C/P/N	Description	Class Authorization	Also C/P Adjust? Y/N	2012-13 Fee	2013-14 Unit (Est.)	2013-14 Conf Recovery (Est.)	2013-14 Fee (Rounded)	2013-14 Unit (Est.)	2013-14 Conf Recovery (Est.)	2014-15 Fee (Rounded)	2014-15 Unit (Est.)	2014-15 Conf Recovery (Est.)	2014-15 Fee (Rounded)	2014-15 Unit (Est.)	Year of Last Increase	Fee Prior to Last Increase
		Category:															
		(e) Neighborhood Recreation Centers and Playgrounds															
		Class A - Up to two hours			\$97.00			\$99.00			\$102.00			\$102.00			\$75.00
		Class A - Each additional hour			\$97.00			\$99.00			\$102.00			\$102.00			\$37.50
		Class B - Up to two hours			\$72.00			\$74.00			\$77.00			\$77.00			\$55.00
		Class B - Each additional hour			\$72.00			\$74.00			\$77.00			\$77.00			\$27.50
		Class C - Up to two hours			\$52.00			\$53.00			\$55.00			\$55.00			\$40.00
		Class C - Each additional hour			\$52.00			\$53.00			\$55.00			\$55.00			\$20.00
		(b) Julius Kahn Clubhouse (Sunday Only)															
		Up to two hours			\$97.00			\$99.00			\$102.00			\$102.00			\$100.00
		Each additional hour			\$97.00			\$99.00			\$102.00			\$102.00			\$0.00
9	C	Picnic Areas Reservation Fees	Park Code, Section 12.23	Yes						48.22%							
		Category:															
		(a) Family or Small Group Picnic							1900 Events						1900 Events		2003
		1-50 Prime Location (per day, per site)			\$61.00			\$62.00			\$64.00			\$64.00			\$50.00
		1-50 Other Location (per day, per site)			\$30.00			\$31.00			\$32.00			\$32.00			\$25.00
		(b) Associations, Non-Profit Organizations, Schools Picnic							500 Events						500 Events		2003
		51-100 Prime Location (per day, per site)			\$90.00			\$92.00			\$95.00			\$95.00			\$75.00
		51-100 Other Location (per day, per site)			\$61.00			\$62.00			\$64.00			\$64.00			\$50.00
		101-200 Prime Location (per day, per site)			\$121.00			\$124.00			\$128.00			\$128.00			\$75.00
		101-200 Other Location (per day, per site)			\$90.00			\$92.00			\$95.00			\$95.00			\$75.00
		201-300 Prime Location (per day, per site)			\$181.00			\$185.00			\$191.00			\$191.00			\$75.00
		201-400 Other Location (per day, per site)			\$151.00			\$154.00			\$159.00			\$159.00			\$75.00
		over 400 Other Location (per day, per site)			\$302.00			\$309.00			\$320.00			\$320.00			\$125.00
		(c) Company Picnic							25 Events						25 Events		Unknown
		1 to 200 participants (per day, per site)			\$241.00			\$246.00			\$255.00			\$255.00			\$200.00
		201 to 300 participants (per day, per site)			\$302.00			\$309.00			\$320.00			\$320.00			\$200.00
		301 to 500 participants (per day, per site)			\$422.00			\$431.00			\$446.00			\$446.00			\$250.00
		501 to 750 participants (per day, per site)			\$604.00			\$617.00			\$659.00			\$659.00			\$500.00
		Over 750 participants (per day, per site)			\$906.00			\$926.00			\$958.00			\$958.00			\$750.00
		With special events			minimum of \$1,126. fee to be negotiated			minimum of \$1,150. fee to be negotiated			minimum of \$1,190. fee to be negotiated			minimum of \$1,190. fee to be negotiated			minimum of \$1,000. fee to be negotiated
		Category:															
		Chain of Lakes Site (Middle Lake) - First 2 hours			\$300.00			\$307.00			\$318.00			\$318.00			\$250.00

Item	Fee Site C/P/R/N	Fee Description	Cost Allocation	Ann C/P	2012-13 Fee	2012-13 Value (Est)	2012-13 Cont Receipts (Est)	2013-14 Fee (Rounded)	2013-14 Cont Receipts (Est)	2014-15 Fee (Rounded)	2014-15 Cont Receipts (Est)	2014-15 Unit Recovery (Est)	Unit Ball	Year of Last Increase	Fee Prior to Last Increase	
		Fuchsia Garden Sites - First 2 hours			\$300.00			\$307.00		\$318.00					\$250.00	\$150.00
		Pioneer Log Cabin Picnic Area - First 2 hours			\$300.00			\$307.00		\$318.00					\$250.00	\$150.00
		Portals of Past/Lloyd's Lake Sites - First 2 hours			\$300.00			\$307.00		\$318.00					\$250.00	\$150.00
		Rose Garden Sites - First 2 hours			\$300.00			\$307.00		\$318.00					\$250.00	\$150.00
		Each Additional Hour for above sites			\$55.00			\$56.00		\$58.00					\$50.00	\$25.00
		Chinese Pavilion - First 2 hours			\$550.00			\$562.00		\$582.00					\$500.00	\$350.00
		Palace of Fine Arts Rotunda Site - First 2 hours			\$550.00			\$562.00		\$582.00					\$500.00	\$350.00
		Shakespeare Garden Site - First 2 hours			\$550.00			\$562.00		\$582.00					\$500.00	\$350.00
		Queen Wilhelmina Garden - First 2 hours			\$550.00			\$562.00		\$582.00					\$500.00	\$350.00
		Each Additional Hour for above sites			\$111.00			\$113.00		\$117.00					\$100.00	\$55.00
11	- C	Special Events (non-profit,commercial fee)	Peak Code Section 12.22	Yes					91.90%			88.72%				Unknown
		GGP Lindley Meadow			\$11,000.00			\$11,244.00		\$11,638.00					\$100.00	\$100.00
		GGP Speedway Meadow			\$19,800.00			\$20,240.00		\$20,948.00					\$25.00	\$25.00
		GGP Marx Meadow			\$2,700.00			\$2,760.00		\$2,857.00					\$100.00	\$100.00
		GGP Sharon Meadow			\$13,200.00			\$13,493.00		\$13,965.00					\$100.00	\$100.00
		GGP Polo Fields			\$55,200.00			\$56,423.00		\$58,400.00					\$400.00	\$400.00
		GGP BandShell			\$2,700.00			\$2,760.00		\$2,857.00					\$100.00	\$100.00
		GGP Music Concourse			\$11,000.00			\$11,244.00		\$11,638.00					\$100.00	\$100.00
		Civic Center Plaza			\$27,000.00			\$27,599.00		\$28,565.00					\$100.00	\$100.00
		Civic Center DG Center Area			\$13,500.00			\$13,800.00		\$14,283.00					\$100.00	\$100.00
		Japanhova Peace Plaza			\$1,400.00			\$1,431.00		\$1,481.00					\$100.00	\$100.00
		Jerry Garcia Amphitheater			\$1,250.00			\$1,278.00		\$1,323.00					\$100.00	\$100.00
		Justin Herman Plaza			7700			\$7,871.00		\$8,146.00					\$100.00	\$100.00
		Justin Herman - Don Chee Handicape			\$3,500.00			\$3,578.00		\$3,703.00					\$100.00	\$100.00
		Leake Merced Parking Lot			\$1,100.00			\$1,124.00		\$1,163.00					\$100.00	\$100.00
		Marina Green Dig (Scott St)			\$8,200.00			\$8,382.00		\$8,673.00					\$100.00	\$100.00
		Marina Green Little (Yacht Rd.)			\$884.00			\$904.00		\$936.00					\$100.00	\$100.00
		Mission Dolores Park			\$13,200.00			\$13,493.00		\$13,965.00					\$100.00	\$100.00
		Piedra Park			\$5,000.00			\$5,111.00		\$5,290.00					\$100.00	\$100.00
		Portsmouth Square			\$552.00			\$564.00		\$584.00					\$100.00	\$100.00
		Potrero Del Sol (stage)			\$1,650.00			\$1,687.00		\$1,746.00					\$100.00	\$100.00
		Potrero Del Sol (skate park)			\$2,200.00			\$2,249.00		\$2,328.00					\$100.00	\$100.00
		Potrero Del Sol (entire park)			\$11,000.00			\$11,244.00		\$11,638.00					\$100.00	\$100.00

Item	Fee Share/Churn	Description	Court Authorization	Adults CPJ/Adults	2012-13 Fee	2012-13 Units (Est)	2012-13 Conf Recovery (Est)	2013-14 Fee (Roundup)	2013-14 Units (Est)	2013-14 Conf Recovery (Est)	2014-15 Fee (Roundup)	2014-15 Units (Est)	2014-15 Conf Recovery (Est)	Unit/Basis	Year of Last Increase	Fee Prior to Last Increase
		UN Plaza			\$1,650.00			\$1,687.00			\$1,746.00					
		Union Square			\$8,200.00			\$8,382.00			\$8,675.00					
		Washington Square Park			\$3,520.00			\$3,598.00			\$3,724.00					\$150.00
		other sites \$1.00 / person times venue capacity			\$1.00			\$1.00			\$1.00					\$50.00
12	C	Film/Video/Photography	Park Code, Section 12.24	Yes		200 Events			200 Events	90.11%		200 Events	86.06%			
		Category:														
		(a) Still Photo Shoot/site						\$239.00			\$247.00					N/A
		Outdoors - Simple non intrusive			\$234.00			\$600.00			\$621.00					N/A
		Outdoors - Large crew >20			\$587.00			\$239.00			\$247.00					N/A
		(b) Film and Video						\$600.00			\$621.00					N/A
		Documentary			\$234.00			\$239.00			\$247.00					N/A
		Simple TV commercials with crew of 35 or under			\$587.00			\$600.00			\$621.00					N/A
		Larger Production			\$1173, \$500/day for set up or breakdown			\$1199, \$511/day for set up or breakdown			\$1241, \$529/day for set up or breakdown					\$1000, \$500/day for set up or breakdown
		Facility, Property, Usage			Minimum of \$5868			Minimum of \$5997			Minimum of \$6207					\$1,000.00
		(c) Encroachment Fee	Park Code, Section 12.25	Yes	\$563.00			\$575.00			\$595.00					\$500.00
		Commission Resolution No. 15629		No												N/A
13	C	Randall Museum Classes														Unknown
		(a) Ongoing 6 - 10 week classes			the number of hours class meets each week x the no. of weeks the class runs x \$2.50 per hour for kids classes or \$3 per hour for adult classes + \$2 - \$5 per class materials (\$3 - \$10 per class for adult classes)	Total 520 Students for a, d, and e categories		the number of hours class meets each week x the no. of weeks the class runs x \$2.50 per hour for kids classes or \$3 per hour for adult classes + \$2 - \$5 per class materials (\$3 - \$10 per class for adult classes)	Total 520 Students for a, d, and e categories		the number of hours class meets each week x the no. of weeks the class runs x \$2.50 per hour for kids classes or \$3 per hour for adult classes + \$2 - \$5 per class materials (\$3 - \$10 per class for adult classes)	Total 520 Students for a, d, and e categories				Unknown
		(b) Summer Day Camps				80			80			80				
		Summer Overnight Camp at Mather				20			20			20				
		(c) Saturday Drop-in Classes			\$3 per person or \$5 for parent/child combo for 15 min to 1 hr	700			700			700				

Item	Fee Status/CMIN	Parent/Program	Code Abbreviation	Rate CPT Adjust Y/N	2012-13 Fee	2012-13 Unit (E+L)	2012-13 Cont Recovery (E+L)	2013-14 Fee (Rounded)	2013-14 Unit (E+L)	2013-14 Cont Recovery (E+L)	2014-15 Fee (Rounded)	2014-15 Unit (E+L)	2014-15 Cont Recovery (E+L)	Unit Ball	Year of Last Increase	Fee Prior to Last Increase
		(d) Holidays Break Classes			\$7 - \$10 for 2 hr.	Total 520 Students for a, d, and e categories		\$7 - \$10 for 2 hr.	Total 520 Students for a, d, and e categories		\$7 - \$10 for 2 hr.	Total 520 Students for a, d, and e categories				
		(e) Family Field Trips			\$2 to \$15 per person for 2-4 hrs field trips	Total 520 Students for a, d, and e categories		\$2 to \$15 per person for 2-4 hrs field trips	Total 520 Students for a, d, and e categories		\$2 to \$16 per person for 2-4 hrs field trips	Total 520 Students for a, d, and e categories				
		(f) School Field Trip Programs			\$55.00	8-1000 Students are taught by RPD staff and also Randall Friends Docents, expect to go down due to new fee structure and loss of free buses RPD had provided		\$56.00	8-1000 Students are taught by RPD staff and also Randall Friends Docents, expect to go down due to new fee structure and loss of free buses RPD had provided		\$58.00	8-1000 Students are taught by RPD staff and also Randall Friends Docents, expect to go down due to new fee structure and loss of free buses RPD had provided				
14	C	Randall Museum Rental Rates Group I = Museum Sponsored Groups, Group II = Non-Profit Groups, Group III = Other Groups	Commission Resolution No. 15628	No											Unknown	Unknown
		(g) Room Rental Rates	Commission Resolution No. 15628	No		78 groups - revenue generating rentals only			78 groups - revenue generating rentals only			78 groups - revenue generating rentals only			Unknown	Unknown
		Buckley or Art Room - (Group I, II, III)			\$20, \$55, \$80			\$20, \$56, \$82			\$21, \$58, \$85					
		Randall Room - (Group I, II, III)			\$15, \$50, \$75			\$15, \$51, \$77			\$16, \$53, \$80					
		Yellow Room - (Group I, II, III)			\$15, \$25, \$45			\$15, \$26, \$46			\$16, \$27, \$48					
		Lobby - (Group I, II, III)			N/A, \$40, \$60			N/A, \$41, \$61			N/A, \$42, \$63					
		(b) Theater Rental Rates	Commission Resolution No. 15628	No		38 groups paid theater rentals and 99 groups free users, total usage 14,000 people per year			38 groups paid theater rentals and 99 groups free users, total usage 14,000 people per year			38 groups paid theater rentals and 99 groups free users, total usage 14,000 people per year			Unknown	Unknown
		Non-profit groups aligned with Museum's Mission			\$50 3hrs., \$75 per day			\$51 3hrs., \$77 per day			\$55 3hrs., \$80 per day					
		Non-profit groups not aligned with Museum's Mission			\$125 3hrs., \$200 per day			\$128 3hrs., \$205 per day			\$132 3hrs., \$213 per day					
		For-profit groups not aligned with Museum's Mission			\$250 3hrs., \$300 per day			\$256 3hrs., \$307 per day			\$265 3hrs., \$318 per day					

Item	Fee Status C/M/N	Description	Code Attribution	Adm. CDY (Y/N)	2013-13 Fee	2012-13 Unit (Est.)	2012-13 Conf Recovery (Est.)	2013-14 Fee (Revised)**	2013-14 Conf Recovery (Est.)	2014-15 Fee (Revised)**	2014-15 Unit (Est.)	2014-15 Conf Recovery (Est.)	Unit Split	Year of Last Increase	Fee Prior to Last Increase
		© Basement Lease to Golden Gate Model Railroad Club			\$250/year	Exhibit is open for the public to view on Sat. Fee needs to be increased		\$256/year	15.78%		Exhibit is open for the public to view on Sat. Fee needs to be increased				
15	C	Swimming Pool Fees	Park Code, Session 12.40	Yes		250,000 charge and 40,000 free			15.03%		250,000 charge and 40,000 free			7/29/2005	Unknown
		Category:													
		Children Admission			\$1.00			\$1.00							\$0.50
		Adult Lesson			\$7.00			\$7.00							\$3.00
		Adult Admission			\$5.00			\$5.00							\$3.00
		Family Swim			N/A			N/A							\$5.00
		Children Lesson			\$2.00			\$2.00							\$1.00
		Senior Script			\$23 for 10 Sessions			\$24 for 10 Sessions							\$18.75
		Adult Script			\$47 for 10 sessions			\$49 for 10 sessions							\$28.00
		Adult Script			N/A			N/A							\$12.25
		Special/Economic Need Script			\$23 for 10 Sessions			\$24 for 10 Sessions							\$15.00
		Child Script			N/A			N/A							\$15.00
		New Swimming Pool Fees structure													
		Toddler - (5-18)													
		Recreation Swim (including parent)			\$5.00			\$5.00							N/A
		Children - (5-18)													
		Monthly pass - not including lessons			\$17.00			\$18.00							N/A
		H2O Fitness			\$54 for 10 Sessions			\$56 for 10 Sessions							N/A
		Learning to swim			\$37 for 10 Sessions			\$39 for 10 Sessions							N/A
		Adult - (18-55)													
		Monthly pass - not including lessons			\$54.00			\$57.00							N/A
		Economic need, Monthly swimming pass - not including lessons or H2O Fitness			\$37.00			\$39.00							N/A
		H2O Fitness			\$54 for 10 Sessions			\$56 for 10 Sessions							N/A
		Learning to swim			\$37 for 10 Sessions			\$39 for 10 Sessions							N/A
		Seniors													
		Recreation use			\$4.00			\$4.00							N/A
		Lap use			\$4.00			\$4.00							N/A
		Monthly pass - not including lessons			\$38.00			\$40.00							\$35.00

Item	Fee	Shnu	CMVN	Description	Cost Authorization	Ann. CPI Adj. Y/N	2012-13 Fee	2012-13 Units (E1)	2012-13 Cost Recovery (E1)	2013-14 Fee (Revised)**	2013-14 Units (E1)	2013-14 Cost Recovery (E1)	2014-15 Fee (Revised)**	2014-15 Units (E1)	2014-15 Cost Recovery (E1)	Year of Last Increase	Free Prior to Last Increase
				<i>Rentals (All rentals are a minimum of two hours)</i>													
				Community groups, Other City Agencies			Staffing Cost + \$54			Staffing Cost + \$55			Staffing Cost + \$57			Cost + \$50	
				Birthday Package (3 hours) includes one recreation director to conduct activities, 1.5 hours of swimming of which 1.1/2 hour is private pool time, as well as the use of the multi-purpose room)													
				5-30 children			\$327.00			\$334.00			\$346.00			\$300.00	N/A
				31-50 children			\$436.00			\$446.00			\$462.00			\$400.00	N/A
				Commercial groups fees will not change.													
16	M			Summer Day Camp	Park Code, Section 12.15	Yes		3,200	35.68%		3,200	35.31%		3,200	35.31%	2004	
				Category:													
				Pine Lake Camp - SF Residents			\$110.00	865 (80% of capacity 1,080)		\$112.00	865 (80% of capacity 1,080)		\$116.00	865 (80% of capacity 1,080)		\$87.00	\$85.00
				Silver Tree Camp - SF Residents			\$110.00	1,080 (80% of capacity 1,350)		\$112.00	1,080 (80% of capacity 1,350)		\$116.00	1,080 (80% of capacity 1,350)		\$87.00	\$85.00
				Camp Gourmet - SF Residents			\$110.00	280 (100% of capacity)		\$112.00	280 (100% of capacity)		\$116.00	280 (100% of capacity)		\$87.00	\$85.00
				Athletic Day Camp (2 weeks total) - SF Residents			\$193.00	600 (80% of capacity 750)		\$197.00	600 (80% of capacity 750)		\$204.00	600 (80% of capacity 750)		\$174.00	\$170.00
				Pacific Art Camp (2 weeks total) - SF Residents			\$193.00	255 (85% of capacity 300)		\$197.00	255 (85% of capacity 300)		\$204.00	255 (85% of capacity 300)		\$174.00	\$170.00
				Pacific Art Camp (age 4-6) - SF Residents			\$48.00	50 (85% of capacity 60)		\$49.00	50 (85% of capacity 60)		\$51.00	50 (85% of capacity 60)		\$43.00	\$42.00
				Pine Lake Camp - Non-SF Residents			\$140.00	Approximately 2% of total enrollment		\$143.00	Approximately 2% of total enrollment		\$148.00	Approximately 2% of total enrollment		\$126.00	\$123.00
				Silver Tree Camp - Non-SF Residents			\$140.00	Approximately 2% of total enrollment		\$143.00	Approximately 2% of total enrollment		\$148.00	Approximately 2% of total enrollment		\$126.00	\$123.00
				Camp Gourmet - Non-SF Residents			\$140.00	Approximately 2% of total enrollment		\$143.00	Approximately 2% of total enrollment		\$148.00	Approximately 2% of total enrollment		\$126.00	\$123.00
				Athletic Day Camp (2 weeks total) - Non-SF Residents			\$279.00	Approximately 2% of total enrollment		\$285.00	Approximately 2% of total enrollment		\$295.00	Approximately 2% of total enrollment		\$252.00	\$246.00
				Pacific Art Camp (2 weeks total) - Non-SF Residents			\$279.00	Approximately 2% of total enrollment		\$285.00	Approximately 2% of total enrollment		\$295.00	Approximately 2% of total enrollment		\$252.00	\$246.00
				Pacific Art Camp (age 4-6) - Non-SF Residents			\$70.00	Approximately 2% of total enrollment		\$72.00	Approximately 2% of total enrollment		\$75.00	Approximately 2% of total enrollment		\$65.00	\$61.00

Item #	Fee Status (C/BN)	Description	Code Abbreviation	Ann. CPT Adj. (Y/N)	2012-13 Fee	2013-14 Units (Est.)	2013-14 Conf. Recovery (Est.)	2013-14 Fee (Roundoff)	2013-14 Units (Est.)	2013-14 Conf. Recovery (Est.)	2014-15 Fee (Roundoff)	2014-15 Units (Est.)	2014-15 Conf. Recovery (Est.)	Unit Buil.	Year of Last Increase	Fee Prior to Last Increase
17	C	Sharon Art Studio Classes Fees	Park Code, Section 12.27	Yes			18.26%		Students/quarter			17.47%			4/3/03	Unknown
		Category:				Students/quarter						Students/quarter				
		Adults - Ceramics Class			\$180.00	175		\$184.00	175		\$184.00	175			\$149.00	\$124.00
		Adults - Glass Class			\$141.00	80		\$144.00	80		\$149.00	80			\$108.00	\$90.00
		Adults - Jewelry-General Class			\$230.00	40		\$235.00	40		\$243.00	40			\$108.00	\$90.00
		Adults - Jewelry-Enamel Class			\$135.00	5		\$138.00	5		\$143.00	5			\$84.00	\$70.00
		Adults - Drawing-General Class			\$113.00	13		\$116.00	13		\$120.00	13			\$78.00	\$65.00
		Adults - Mosaics Class			\$95.00	10		\$97.00	10		\$100.00	10			\$60.00	\$50.00
		Adults - Life Drawing			\$65.00	28		\$66.00	28		\$66.00	28			\$48.00	\$40.00

PROGRAM - NEIGHBORHOOD SERVICES

Item #	Fee Status (C/BN)	Description	Code Abbreviation	Ann. CPT Adj. (Y/N)	2012-13 Fee	2013-14 Units (Est.)	2013-14 Conf. Recovery (Est.)	2013-14 Fee (Roundoff)	2013-14 Units (Est.)	2013-14 Conf. Recovery (Est.)	2014-15 Fee (Roundoff)	2014-15 Units (Est.)	2014-15 Conf. Recovery (Est.)	Unit Buil.	Year of Last Increase	Fee Prior to Last Increase
1	C	Latchkey Program	Park Code, Section 12.30	Yes			11.16%						10.89%		5/30/2003	Unknown
		Category:														
		School Year (Monday - Friday)			\$54 per month	400 Students		\$55 per month	400 Students		\$55 per month	400 Students			\$30.00	
		Summer (Monday - Friday)			\$90 per participant per session	1,150 Students		\$92 per participant per session	1,150 Students		\$95 per participant per session	1,150 Students			\$80.00	
2	C	Tinytoes Program	Park Code, Section 12.39	Yes			11.16%						10.89%		7/29/05	Unknown
		Category:														
		Traditional Tiny Toes			\$33.00 for 10 visit			\$34 for 10 visit			\$35 for 10 visit				30	
		Play Groups			\$3.00 for drop in or \$22.00 for 10 visits			\$3.00 for drop in or \$22.00 for 10 visits			\$3.00 for drop in or \$23.00 for 10 visits				\$3/\$20	
		Kids' Gym			\$4.00 for drop in or \$32.00 for 10 visit			\$4.00 for drop in or \$32.00 for 10 visit			\$4.00 for drop in or \$33.00 for 10 visit				\$4/\$30	
		Arts and Crafts			\$4.00 for drop in or \$31.00 for 10 visit			\$4.00 for drop in or \$31.00 for 10 visit			\$4.00 for drop in or \$32.00 for 10 visit				\$4/\$30	
		Special Programs			\$3.00 for drop in or \$22.00 for 10 visits			\$3.00 for drop in or \$22.00 for 10 visits			\$3.00 for drop in or \$23.00 for 10 visits				\$3/\$20	
2	C	Recreation Program Fees	Park Code, Section 12.44	Yes			11.16%						10.89%			

Item	Fee Status C/M/N	Description	Code Authorization	Auto CP1 Adjour Y/N	2012-13 Fee	2012-13 Units (Est.)	2012-13 Cost Recovery (Est.)	2013-14 Fee (Revised)	2013-14 Units (Est.)	2013-14 Cost Recovery (Est.)	2014-15 Fee (Revised)	2014-15 Units (Est.)	2014-15 Cost Recovery (Est.)	Unit Basis	Year of Last Increase	Fee Prior to Last Increase
		Level			1, 2, 3, 4, 5											Unknown
		Step 1			25, 150, 4.00, 12.00			25, 150, 4.00, 12.00			25, 150, 4.00, 12.00					
		Step 2			.50, 1.75, 5.00, 16.00			.50, 1.75, 5.00, 16.00			.50, 1.75, 5.00, 17.00					
		Step 3			.75, 2.00, 6.00, 20.00			.75, 2.00, 6.00, 20.00			.75, 2.00, 6.00, 21.00					
		Step 4			1.00, 2.25, 7.00, 24.00			1.00, 2.25, 7.00, 24.00			1.00, 2.25, 7.00, 25.00					
		Step 5			1.25, 3.00, 8.00, 28.00			1.25, 3.00, 8.00, 29.00			1.25, 3.00, 8.00, 29.00					

PROGRAM - CAMP MATHER

Item	C	Camp Mather Fees	Park Code, Section 12.01	Yes	2012-13 Fee	2012-13 Units (Est.)	2012-13 Cost Recovery (Est.)	2013-14 Fee (Revised)	2013-14 Units (Est.)	2013-14 Cost Recovery (Est.)	2014-15 Fee (Revised)	2014-15 Units (Est.)	2014-15 Cost Recovery (Est.)	Unit Basis	Year of Last Increase	Fee Prior to Last Increase
1	C	Camp Mather Fees	Park Code, Section 12.01	Yes		1,150 groups, 5,370 people						1,150 groups, 5,370 people				
		(a) San Francisco Residents														
		2 Person Cabin Size - Nightly Rate			\$81.00	0		\$81.00	0		\$86.00	0				\$76.00
		2 Person Cabin Size - Weekly Rate			\$444.00	176		\$444.00	176		\$470.00	176				\$413.00
		3 Person Cabin Size - Nightly Rate			\$107.00	0		\$109.00	0		\$113.00	0				\$100.00
		3 Person Cabin Size - Weekly Rate			\$602.00	474		\$615.00	474		\$637.00	474				\$561.00
		4 Person Cabin Size - Nightly Rate			\$133.00	0		\$136.00	0		\$141.00	0				\$125.00
		4 Person Cabin Size - Weekly Rate			\$743.00	672		\$739.00	672		\$786.00	672				\$692.00
		5 Person Cabin Size - Nightly Rate			\$159.00	0		\$163.00	0		\$169.00	0				\$148.00
		5 Person Cabin Size - Weekly Rate			\$867.00	1,140		\$886.00	1,140		\$917.00	1,140				\$809.00
		6 Person Cabin Size - Nightly Rate			\$194.00	0		\$198.00	0		\$205.00	0				\$181.00
		6 Person Cabin Size - Weekly Rate			\$974.00	1,738		\$996.00	1,738		\$1,031.00	1,738				\$907.00
		4 Person Tent Size - Nightly Rate			\$55.00	0		\$56.00	0		\$57.00	0				\$33.00
		4 Person Tent Size - Weekly Rate			\$176.00	240		\$180.00	240		\$186.00	240				\$164.00
		6 Person Tent Size - Nightly Rate			\$47.00	0		\$48.00	0		\$50.00	0				\$44.00
		6 Person Tent Size - Weekly Rate			\$229.00	840		\$234.00	840		\$242.00	840				\$214.00
		(b) Non Residents	Park Code, Section 12.01	Yes												
		2 Person Cabin Size - Nightly Rate			\$89.00	0		\$91.00	0		\$94.00	0				\$83.00
		2 Person Cabin Size - Weekly Rate			\$531.00	4		\$543.00	4		\$562.00	4				\$495.00
		3 Person Cabin Size - Nightly Rate			\$124.00	0		\$127.00	0		\$131.00	0				\$115.00
		3 Person Cabin Size - Weekly Rate			\$756.00	6		\$752.00	6		\$778.00	6				\$686.00
		4 Person Cabin Size - Nightly Rate			\$151.00	0		\$154.00	0		\$159.00	0				\$141.00
		4 Person Cabin Size - Weekly Rate			\$885.00	8		\$905.00	8		\$937.00	8				\$825.00

Item	Fee Status C/P/W	Description	Code Authorization	Auto C/P Adjust Y/N	2017-13 Fee (Roundup)	2017-13 Units (Est.)	2017-13 Cost Recovery (Est.)	2013-14 Fee (Roundup)	2013-14 Units (Est.)	2013-14 Cost Recovery (Est.)	2014-15 Fee (Roundup)	2014-15 Units (Est.)	2014-15 Cost Recovery (Est.)	Unit Cost	Percent Cost Increase	Fees Prior to Last Increase	
		5 Person Cabin Size - Nightly Rate			\$177.00	0		\$181.00	0		\$187.00	0				\$165.00	\$121.00
		5 Person Cabin Size - Weekly Rate			\$1,036.00	10		\$1,059.00	10		\$1,095.00	10				\$965.00	\$708.00
		6 Person Cabin Size - Nightly Rate			\$205.00	0		\$210.00	0		\$217.00	0				\$191.00	\$140.00
		6 Person Cabin Size - Weekly Rate			\$1,187.00	42		\$1,213.00	42		\$1,255.00	42				\$1,107.00	\$811.00
		4 Person Tent Size - Nightly Rate			\$46.00	0		\$47.00	0		\$49.00	0				\$43.00	\$31.00
		4 Person Tent Size - Weekly Rate			\$231.00	0		\$236.00	0		\$244.00	0				\$215.00	\$158.00
		6 Person Tent Size - Nightly Rate			\$59.00	0		\$60.00	0		\$62.00	0				\$55.00	\$40.00
		6 Person Tent Size - Weekly Rate			\$309.00	0		\$316.00	0		\$327.00	0				\$288.00	\$211.00
		(c) Senior Camp (age 55+; includes cabin & meals for 4 days/nights & roundtrip transportation from SF)															Unknown
		Residents			\$230.00			\$235.00			\$243.00					\$247.00	\$185.00
		Non-Residents			\$258.00			\$264.00			\$273.00					\$277.00	\$185.00
		(d) Cancellation and Processing Fees															Unknown
		Cancellation 30 days prior to reservation date			\$50 or half the deposit			\$51 or half the deposit			\$53 or half the deposit					\$50 or half the deposit	
		Cancellation less than 30 days prior to reservation date			\$100 or the entire deposit			\$102 or the entire deposit			\$106 or the entire deposit					\$100 or the entire deposit	
		Cancellation after final payment			50% of total fees, plus the entire deposit			50% of total fees, plus the entire deposit			50% of total fees, plus the entire deposit					50% of total fees, plus the entire deposit	
		Late payment penalty			5% on total amount due			5% on total amount due			5% on total amount due					5% on total amount due	
		Change of reservation			\$15.00			\$15.00			\$16.00					\$15.00	
		Unauthorized overnight stay at camp			\$75.00			\$77.00			\$80.00					\$75.00	
		Late check-out			\$75.00			\$77.00			\$80.00					\$75.00	
		Day Use Fees		Yes		N/A			N/A			N/A				4/1/2005	
		Adult (Age 13 years plus)			\$14.00			\$14.00			\$14.00					\$12.00	\$10.00
		Youth (Ages 2 to 12 years)			\$7.00			\$7.00			\$7.00					\$6.00	\$5.00
		Infant (Under age 2)			\$0.00			\$0.00			\$0.00					\$0.00	\$0.00
		Meal Fees - Overnight guests		Yes		N/A			N/A			N/A				4/1/2005	
		Adult (Age 13 years plus) - Daily Rate			\$35.00			\$36.00			\$37.00					\$34.00	\$24.00
		Adult (Age 13 years plus) - Weekly Rate			\$272.00			\$277.00			\$285.00					\$265.00	\$152.00
		Youth (Ages 6 to 12 years) - Daily Rate			\$19.00			\$19.00			\$20.00					\$18.00	\$12.00
		Youth (Ages 6 to 12 years) - Weekly Rate			\$129.00			\$132.00			\$137.00					\$127.00	\$85.00

Item	Fee Status CMY	Description	Code Authorization	Ain CPI Adjust Y/N	2012-13 Fee	2013-14 Unit (Est)	2012-13 Cont Recovery (Est)	2013-14 Fee (Remanded)	2013-14 Unit (Est)	2013-14 Cont Recovery (Est)	2014-15 Fee (Remanded)	2014-15 Unit (Est)	2014-15 Cont Recovery (Est)	Unit Bank	Year of Last Increase	Fee Prior to Last Increase
		Infant (Under age 2) - Daily Rate			\$0.00			\$0.00			\$0.00					\$0.00
		Infant (Under age 2) - Weekly Rate			\$0.00			\$0.00			\$0.00					\$0.00
		(e) Meal Fees - Transient guests	Park Code, Section 12.03	Yes		N/A									4/1/2005	
		Adult (Age 13 years plus) - Breakfast / Lunch			\$14.00			\$14.00			\$14.00					\$10.00
		Adult (Age 13 years plus) - Dinner			\$19.00			\$19.00			\$20.00					\$13.00
		Youth (Age 2 to 12 years) - Breakfast / Lunch			\$8.00			\$8.00			\$8.00					\$6.00
		Youth (Age 2 to 12 years) - Dinner			\$13.00			\$13.00			\$13.00					\$9.00
		Infant (Under age 2) - Breakfast / Lunch			\$0.00			\$0.00			\$0.00					\$0.00
		Infant (Under age 2) - Dinner			\$0.00			\$0.00			\$0.00					\$0.00
		(f) Low income fee reduction - 50% reduction for SF Residents meeting income requirements	Park Code, Section 12.04	Yes		10			10			10			4/1/2005	

Note: The Rec & Park Commission is authorized to establish SF residing families who meet low income eligibility. To satisfy income limit requirements, the applicant's household annual income levels must be at or lower than the amounts below.
 Family of 2 - \$27,450, Family of 3 - \$30,850, Family of 4 - \$34,300, Family of 5 - \$37,050, and Family of 6 - \$39,800

PROGRAM - GOLF

Item	Category	Park Code, Section 12.12	2012-13 Fee	2013-14 Unit (Est)	2013-14 Cont Recovery (Est)	2014-15 Fee (Remanded)	2014-15 Unit (Est)	2014-15 Cont Recovery (Est)	Unit Bank	Year of Last Increase	Fee Prior to Last Increase
1	C	Fleming Golf Green Fees		45,000	\$11.13%		45,000	48.70%			
		Category: Weekdays - Mon-Fri, Weekends - Fri-Sun									
		Resident with card, Weekdays	\$24.00			\$25.00					\$20.00
		Resident with card, Weekends	\$25.00			\$27.00					\$19.00
		Nonresident, Weekdays	\$28.00			\$30.00					\$22.00
		Nonresident, Weekends	\$33.00			\$35.00					\$27.00
		Junior, Weekdays	\$12.00			\$12.00					\$7.00
		Junior, Weekends	\$16.00			\$17.00					\$10.00
		Senior, Weekdays	\$17.00			\$18.00					\$11.00
		Senior, Weekends	\$22.00			\$23.00					\$16.00
		Tournament, Weekdays	\$33.00			\$35.00					\$27.00
		Tournament, Weekends	\$44.00			\$47.00					\$38.00
		Replay, Weekdays/Weekends	\$12.00			\$12.00					\$8.00
2	C	Harding Golf Green Fees		72,500	42.78%		72,500	50.76%			
		Category:									
		Resident with card, Weekdays	\$52.00			\$55.00					\$46.00
		Resident with card, Weekends	\$66.00			\$69.00					\$48.00
		Northern California Resident, Weekdays	\$90.00			\$95.00					\$82.00
		Northern California Resident, Weekends	\$100.00			\$102.00					\$94.00
		Standard, Weekdays	\$155.00			\$158.00					\$125.00
		Standard, Weekends	\$175.00			\$185.00					\$158.00

Item	Fee Status	Description	Care Allowance	Auto CPY Adj. 17%	2012-13 Fee	2012-13 Unit (Est.)	2012-13 Conf. Recovery (Est.)	2013-14 Fee (Rounded)**	2013-14 Unit (Est.)	2013-14 Conf. Recovery (Est.)	2014-15 Fee (Rounded)**	2014-15 Unit (Est.)	2014-15 Conf. Recovery (Est.)	Year of Last Increase	Fee Prior to Last Increase
		Junior, Weekdays			\$20.00			\$21.00			\$21.00				\$15.00
		Junior, Weekends			\$25.00			\$27.00			\$27.00				\$20.00
		Senior Resident - Weekdays			\$37.00			\$39.00			\$39.00				\$31.00
		Senior Resident - Weekends			\$66.00			\$69.00			\$69.00				\$59.00
		Resident Twilight, Weekdays			\$41.00			\$43.00			\$43.00				\$35.00
		Resident Twilight, Weekends			\$50.00			\$53.00			\$53.00				\$44.00
		Northern California Twilight, Weekdays			\$71.00			\$73.00			\$73.00				\$69.00
		Northern California Twilight, Weekends			\$80.00			\$85.00			\$85.00				\$79.00
		Standard Twilight, Weekdays			\$85.00			\$87.00			\$90.00				\$105.00
		Standard Twilight, Weekends			\$100.00			\$102.00			\$106.00				\$155.00
		Tournament, Weekdays			\$125.00			\$128.00			\$132.00				\$115.00
		Tournament, Weekends			\$135.00			\$143.00			\$143.00				\$109.00
		Northern California Offseason/Aerification ² Weekdays													\$78.00
		Northern California Offseason/Aerification ² Weekends													\$90.00
		Tournament Offseason/Aerification Weekdays													\$84.00
		Tournament Offseason/Aerification Weekends													\$94.00
		Standard Offseason/Aerification Weekdays													\$105.00
		Standard Offseason/Aerification Weekends													\$118.00
		Northern California Super Twilight Weekdays													\$45.00
		Northern California Super Twilight Weekends													\$59.00
															\$49.00
		Note: The Northern California is comprised of Alameda, Contra Costa, Marin, San Mateo, Santa Clara, Santa Cruz, Solano, Sonoma, Del Norte, Siskiyou, Modoc, Humboldt, Trinity, Shasta, Lassen, Plumas, Tehama, Mendocino, Lake, Glenn, Butte, Sierra, Colusa, Sutter, Yuba, Nevada, Placer, Yolo, Sacramento, El Dorado, San Joaquin, Amador, Alpine, Calaveras, Stanislaus, Tuolumne, Mariposa, Monterey, San Benito, Merced, Fresno and Tulare Counties.													
		Off Season is from December 1 to the last day of February. Aerification is from the first day that major greens aerifications starts until 7 days after completion.													
3	C	Golden Gate Golf Green Fees		Yes		45,000			45,000	39.67%		45,000	37.78%		
		Category:													
		Non-Resident - Weekdays			\$16.00			\$16.00			\$16.00				\$14.00
		Non-Resident - Weekends			\$20.00			\$20.00			\$20.00				\$18.00
		Resident - Weekdays			\$12.00			\$12.00			\$12.00				\$10.00
		Resident - Weekends			\$14.00			\$14.00			\$14.00				\$12.00
		Senior - Weekdays			\$9.00			\$9.00			\$9.00				\$7.00
		Senior - Weekends			\$12.00			\$12.00			\$12.00				\$10.00
		Junior - Weekdays			\$6.00			\$6.00			\$6.00				\$4.00
		Junior - Weekends & Holidays			\$8.00			\$8.00			\$8.00				\$6.00
		Student			\$0.00			\$0.00			\$0.00				\$0.00

Item	Fee Status: C/M/N	Description	Code Authorization	Amn C77 Adj'd Y/N	2012-13 Fee (Rounded)	2012-13 Units (Est)	2012-13 Conf Recovery (Est)	2013-14 Fee (Rounded)	2013-14 Units (Est)	2013-14 Conf Recovery (Est)	2014-15 Fee (Rounded)	2014-15 Units (Est)	2014-15 Conf Recovery (Est)	Util. Rate	Year of Last Increase	Fee Prior to Last Increase
		Twilight - Weekdays			\$9.00			\$9.00			\$9.00					\$7.00
		Twilight - Weekends & Holidays			\$10.00			\$10.00			\$10.00					\$8.00
		Tournament - Weekdays			\$19.00			\$19.00			\$20.00					\$16.00
		Tournament - Weekends & Holidays			\$27.00			\$28.00			\$29.00					\$24.00
4	C	Lincoln Golf Green Fees	Park Code, Section 12.13	Yes		41,000			41,000	59.06%		41,000	56.23%		2005	
		Category:														
		Non Resident - Weekdays			\$41.00			\$42.00			\$43.00					\$31.00
		Non Resident - Weekends & Holidays			\$45.00			\$46.00			\$48.00					\$38.00
		Resident - Weekdays			\$25.00			\$26.00			\$27.00					\$20.00
		Resident - Weekends & Holidays			\$30.00			\$31.00			\$32.00					\$21.00
		Senior Resident - Weekdays			\$15.00			\$15.00			\$16.00					\$11.00
		Senior Resident - Weekends & Holidays			\$23.00			\$24.00			\$25.00					\$19.00
		Junior Resident - Weekdays			\$13.00			\$13.00			\$13.00					\$10.00
		Junior Resident - Weekends & Holidays			\$18.00			\$18.00			\$19.00					\$14.00
		Student			\$0.00			\$0.00			\$0.00					\$0.00
		Back 9 - Weekdays			\$14.00			\$14.00			\$14.00					\$10.00
		Back 9 - Weekends & Holidays			\$19.00			\$19.00			\$20.00					\$16.00
		Twilight - Weekdays			\$23.00			\$24.00			\$25.00					\$19.00
		Twilight - Weekends & Holidays			\$29.00			\$30.00			\$31.00					\$23.00
		Tournament - Weekdays			\$47.00			\$48.00			\$50.00					\$37.00
		Tournament - Weekends & Holidays			\$57.00			\$58.00			\$60.00					\$45.00
5	C	Sharp Park Golf Green Fees	Park Code, Section 12.14	Yes		51,000			51,000	58.43%		51,000	55.64%		2005	
		Category:														
		Non Resident - Weekdays			\$41.00			\$42.00			\$43.00					\$31.00
		Non Resident - Weekends & Holidays			\$45.00			\$46.00			\$48.00					\$38.00
		Resident - Weekdays			\$25.00			\$26.00			\$27.00					\$20.00
		Resident - Weekends & Holidays			\$30.00			\$31.00			\$32.00					\$21.00
		Senior Resident - Weekdays			\$15.00			\$15.00			\$16.00					\$11.00
		Senior Resident - Weekends & Holidays			\$23.00			\$24.00			\$25.00					\$19.00
		Junior Resident - Weekdays			\$13.00			\$13.00			\$13.00					\$10.00
		Junior Resident - Weekends & Holidays			\$18.00			\$18.00			\$19.00					\$14.00
		Student			\$0.00			\$0.00			\$0.00					\$0.00
		Back 9 - Weekdays			\$14.00			\$14.00			\$14.00					\$10.00

Item	Fee Saver C/P/W/N	Description	Code Authorization	Auto CPI Adj./Y/N	2012-13 Fee	2012-13 Unit (Est.)	2012-13 Cont. Receipts (Est.)	2013-14 Fee (Rounded)	2013-14 Unit (Est.)	2013-14 Cont. Receipts (Est.)	2014-15 Fee (Rounded)	2014-15 Unit (Est.)	2014-15 Cont. Receipts (Est.)	Year of Last Increase	Unit /Bail	Year of Last Increase	Fee Prior to Last Increase
		Back 9 - Weekends & Holidays			\$19.00			\$19.00			\$20.00						\$14.00
		Twilight - Weekdays			\$23.00			\$24.00			\$25.00						\$20.00
		Twilight - Weekends & Holidays			\$29.00			\$30.00			\$31.00						\$25.00
		Tournament - Weekdays			\$47.00			\$48.00			\$50.00						\$40.00
		Tournament - Weekends & Holidays			\$57.00			\$58.00			\$60.00						\$49.00

PROGRAM - YACHT HARBOR																	
I	C	Marina Fees															
(a) Permanent Berth Fees																	
		West Harbor	Park Code, Section 12.11	No		Occupied Berths / Total Berths	Occupied Berths / Total Berths	96.76%		Occupied Berths / Total Berths	Occupied Berths / Total Berths	94.91%					2007
		00' - 25'			\$11.61	19 occupied / 19 available	19 occupied / 19 available			\$12.00	19 occupied / 19 available	19 occupied / 19 available					\$472.00
		30" - 35"			\$11.77	59 occupied / 65 available	59 occupied / 65 available			\$12.00	59 occupied / 65 available	59 occupied / 65 available					\$592.00
		40' - 45'			\$14.28	65 occupied / 71 available	65 occupied / 71 available			\$15.00	65 occupied / 71 available	65 occupied / 71 available					\$720.00
		50' - 70'			\$14.60	22 occupied / 22 available	22 occupied / 22 available			\$15.00	22 occupied / 22 available	22 occupied / 22 available					\$840.00
		80' - 90'			\$14.91	75 occupied / 75 available	75 occupied / 75 available			\$15.00	75 occupied / 75 available	75 occupied / 75 available					\$1,165.00
						25 occupied / 25 available	25 occupied / 25 available				25 occupied / 25 available	25 occupied / 25 available					\$1,310.00
						17 occupied / 17 available	17 occupied / 17 available				17 occupied / 17 available	17 occupied / 17 available					\$1,488.00
						26 occupied / 26 available	26 occupied / 26 available				26 occupied / 26 available	26 occupied / 26 available					\$1,786.00
						2 occupied / 2 available	2 occupied / 2 available				2 occupied / 2 available	2 occupied / 2 available					\$2,432.00
						4 occupied / 4 available	4 occupied / 4 available				4 occupied / 4 available	4 occupied / 4 available					\$2,736.00
		East Harbor	Park Code, Section 12.11	No	4% increase			73.21%					71.82%			2007	2005
		00' - 25'			\$8.69	12 occupied / 20 available	12 occupied / 20 available			\$9.00	12 occupied / 20 available	12 occupied / 20 available					
		30' - 35'			\$8.82	124 occupied / 151 available	124 occupied / 151 available			\$9.00	124 occupied / 151 available	124 occupied / 151 available					
		(b) Deposits	Park Code, Section 12.11	No													
		Berth			One Month Rent												
		Electric Adapter			\$128.00					\$128.00							\$125.00
		Hazardous Material or Removal Fee			\$150.00					\$158.00							
		Key for Visiting Boaters			\$50 per day					\$52 per day							
		(c) Guest Dock	Park Code, Section 12.11	No													
		0' - 50'			\$1.50					\$2.00							
		Commercial Dock Fee			\$2.50 per foot & \$1.00 per person					\$3.00 per foot & \$1.00 per person							

Item	Fee Status	Fee Description	Code/Classification	Also CPV Subject to	2017-17 Fee	2017-18 Units (E+L)	2017-18 Cool Recovery (E+L)	2018-19 Fee	2018-19 Units (E+L)	2018-19 Cool Recovery (E+L)	2019-20 Fee	2019-20 Units (E+L)	2019-20 Cool Recovery (E+L)	2020-21 Fee	2020-21 Units (E+L)	2020-21 Cool Recovery (E+L)	Year of Last Increase	Unit/Berth	Fee Prior to Last Increase	
		(d) Parking	Park Code, Section 12.11	No													2005			
		Berth Parking for Owners and Partners Only - Two Stickers			Free			Free												
		Berth Parking for Owners and Partners Only - Addl. Stickers			\$120 Annually			\$120 Annually												
		Daily Parking, Crew & Non-Owner			\$7.50 per day			\$8.00 per day											\$120 Annually	
		Special Event Parking			\$7.50 per day			\$8.00 per day											\$7.50 per day	
		Trailer/Dingy Parking, for Regatta etc.			\$7.50 per day			\$8.00 per day											\$7.50 per day	
		(e) Purchase Fees																		
		Key Purchase (Berth holders, Partners & Families)	Park Code, Section 12.11	No	\$25 per key			\$26 per key											\$20 per key	
		(f) Services																		
		Chain Fee (delinquent fees, unauthorized vessels)			\$50 per incident			\$51 per incident											\$50 per incident	
		Citation Courtesy Notices			50% of cite fee			50% of cite fee											50% of cite fee	
		Daily Impound			\$30 per day			\$31 per day											\$30 per day	
		Deck Box Cleaning Fee			\$50.00 (from Haz Mat Deposit)			\$51.00 (from Haz Mat Deposit)											\$50.00 (from Haz Mat Deposit)	
		Hydro Hoist Surchage			40% of monthly berth fee			40% of monthly berth fee											40% of monthly berth fee	
		Impound			\$150 per incident			\$153 per incident											\$150 per incident	
		Harbor Line Installation			\$30 per line			\$31 per line											\$30 per line	
		Labor			\$50 per incident or \$75 per hour, whichever is greater			\$51 per incident or \$77 per hour, whichever is greater											\$50 per incident or \$75 per hour, whichever is greater	
		Late Fees			10% of initial fee			10% of initial fee											10% of initial fee	
		Pump Out - sewage			\$5 per incident			\$5 per incident											\$5 per incident	
		Pump Out - Water			\$75 for first incident, \$125 for subsequent incidents			\$77 for first incident, \$125 for subsequent incidents												\$75 for first incident, \$125 for subsequent incidents
		Slip Transfer Fee (Determined by size of berth or vessel, whichever is greater)						\$0.00												
		20'-35'			\$150.00			\$153.00											\$150.00	
		36'-45'			\$200.00			\$204.00											\$200.00	
		46' & up			\$75.00			\$77.00											\$75.00	

Item	Fee Status: C - Continuing M - Modified N - New	Fee Description	Auto CPI Adjust. (Y/N)	2012-13 Fee (Rate)	2012-13 Unit (Rate)	2012-13 Cost Recovery (Rate)	2013-14 Fee (Rate)	2013-14 Unit (Rate)	2013-14 Cost Recovery (Rate)	2014-15 Fee (Rate)	2014-15 Unit (Rate)	2014-15 Cost Recovery (Rate)	Unit/Berth	Year of Last Increase	Fee Prior to Last Increase
		Towing		\$75.00			\$77.00			\$88.00					\$50.00
		Towing (harbor to harbor)		\$100.00			\$102.00			\$106.00					\$100.00
		(g) Storage	No												
		Dock Box - additional (first box free)		\$15 per month			\$15 per month			\$16 per month				\$15 per month	\$100.00
		Multi-hull Surcharge		additional 40% of monthly berth fee			additional 40% of monthly berth fee			additional 40% of monthly berth fee				additional 40% of monthly berth fee	
		Skiff, less than 20' and no power or dock box		\$100 per month			\$102 per month			\$106 per month				\$100 per month	\$100.00
		Small Boat Rack (Dingy, kayak or canoe)		\$25 per month			\$26 per month			\$27 per month				\$25 per month	
		Storage Lockers		\$25 per month			\$26 per month			\$27 per month				\$25 per month	
		(b) Wait List Fee		\$75 per year			\$77 per year			\$78 per year				\$75 per year	\$100.00

Fee Status: C - Continuing
M - Modified
N - New

Notes:

* If Auto CPI adjustment = Yes, FY 2013-14 and FY 2014-15 Fee will be automatically generated based on the inflation factor determined by the Controller.
If Auto CPI adjustment = No, FY 2013-14 and FY 2014-15 Fee will remain the same as previous year or entered by dept according to Code Authorization.

CALIFORNIA NEWSPAPER SERVICE BUREAU

DAILY JOURNAL CORPORATION

Mailing Address : 915 E FIRST ST, LOS ANGELES, CA 90012
Telephone (213) 229-5300 / Fax (213) 229-5481
Visit us @ WWW.LEGALADSTORE.COM

Victor Young
S.F. BD OF SUPERVISORS (OFFICIAL NOTICES)
1 DR CARLTON B GOODLETT PL #244
SAN FRANCISCO, CA 94102

COPY OF NOTICE

Notice Type: GPN GOVT PUBLIC NOTICE
Ad Description: vy Budget and Finance - Fee Ad - 130543 Medical

To the right is a copy of the notice you sent to us for publication in the SAN FRANCISCO CHRONICLE. Please read this notice carefully and call us with any corrections. The Proof of Publication will be filed with the Clerk of the Board. Publication date(s) for this notice is (are):

06/09/2013 , 06/15/2013

Daily Journal Corporation

Serving your legal advertising needs throughout California. Call your local

BUSINESS JOURNAL, RIVERSIDE	(951) 784-0111
DAILY COMMERCE, LOS ANGELES	(213) 229-5300
LOS ANGELES DAILY JOURNAL, LOS ANGELES	(213) 229-5300
ORANGE COUNTY REPORTER, SANTA ANA	(714) 543-2027
SAN DIEGO COMMERCE, SAN DIEGO	(619) 232-3486
SAN FRANCISCO DAILY JOURNAL, SAN FRANCISCO	(800) 640-4829
SAN JOSE POST-RECORD, SAN JOSE	(408) 287-4866
THE DAILY RECORDER, SACRAMENTO	(916) 444-2355
THE INTER-CITY EXPRESS, OAKLAND	(510) 272-4747



* A 0 0 0 0 0 3 1 0 1 3 8 7 *

CNS 2495983

NOTICE OF PUBLIC HEARING BUDGET AND FINANCE COMMITTEE SAN FRANCISCO BOARD OF SUPERVISORS JUNE 20, 2013 - 10:00 A.M. LEGISLATIVE CHAMBER, ROOM 250, CITY HALL

1 DR. CARLTON B. GOODLETT
PLACE, SAN FRANCISCO, CA 94102
NOTICE IS HEREBY GIVEN THAT the
Budget and Finance Committee will hold
a public hearing to consider the follow-
ing proposal and said public hearing will
be held as follows, at which time all in-
terested parties may attend and be
heard:

File No. 130543, Ordinance amending
Administrative Code, Section 8.14, to
adjust the Office of the Chief Medical
Examiner's fees for providing certain
documents and services; adding a fee
for new services; deleting certain fees;
and making environmental findings.

If the legislation passes, the following
fees will be established or increased:
Statement of non-contagion - Fee shall
be \$7; Forensic autopsy by request -
Fee shall be \$3,274; X-rays (per film) -
Fee shall be \$113; Copies of X-rays (per
film) - Fee shall be \$24; Re-cut micro-
scopic slides (per slide) - Fee shall be
\$24;

Use of viewing room by request - Fee
shall be \$34; Storage of remains - Fee
shall be \$56; Removal of remains from
place of death to OCME facility, Medical
Examiner's cases - Fee shall be \$461;
Transport of remains from rest homes or
other agencies, non-Medical Examiner's
cases - Fee shall be \$113; Cremation of
remains by request - Fee shall be \$673;
Certified forensic toxicology report - Fee
shall be \$12; Certified supporting docu-
ments for results of forensic toxicology
report - Fee shall be \$0.90 per page;

Packaging and delivery of subpoenaed
records to court - Fee shall be \$18; Ex-
pert testimony or consultation by OCME
toxicologist (non-Ph.D.) - Fee shall be
\$282 per hour plus travel expenses; Ex-
pert testimony or consultation by OCME
toxicologist (Ph.D.) - Fee shall be \$400
per hour plus travel expenses;

Expert testimony or consultation by
OCME forensic pathologist - Fee shall
be \$584 per hour plus travel expenses;
Expert testimony or consultation by
OCME investigator - Fee shall be \$282
per hour plus travel expenses; Drug
confirmation and quantitation in blood
(per drug) - Fee shall be \$300; Histol-
ogy of service, including overnight pro-
cessing, embedding, cutting, routine H&E
staining and coverslipping (per 4 cas-
settes) - Fee shall be \$120; Forensic
alcohol analysis (per case) - Fee shall
be \$180; Preparation of specimen for
shipment or release - Fee shall be \$60.

In accordance with San Francisco Ad-
ministrative Code, Section 67.7-1, per-
sons who are unable to attend the hear-
ing on this matter may submit written
comments to the City prior to the time
the hearing begins. These comments
will be made a part of the official public
record and shall be brought to the atten-
tion of the Members of the Committee.
Written comments should be addressed
to Angela Calvillo, Clerk of the Board,
Room 244, City Hall, 1 Dr. Carlton B.
Goodlett Place, San Francisco, CA

94102. Information relating to the pro-
posed fee is available in the Office of
the Clerk of the Board. Agenda infor-
mation relating to this matter will be avail-
able for public review on Friday, June
14, 2013.
Angela Calvillo, Clerk of the Board

OFFICE OF THE MAYOR
SAN FRANCISCO



130543

EDWIN M. LEE
MAYOR

TO: Angela Calvillo, Clerk of the Board of Supervisors
FROM: *ELM* Mayor Edwin M. Lee *EL*
RE: Administrative Code - Medical Examiner's Fees for Copies of Documents
and Certain Services
DATE: May 31, 2013

Attached for introduction to the Board of Supervisors is the ordinance amending Administrative Code Section 8.14 to adjust the Office of the Chief Medical Examiner's fees for providing certain documents and services; to add a fee for a new service; to delete certain fees; and making environmental findings.

I request that this item be calendared in Budget and Finance Committee.

Should you have any questions, please contact Jason Elliott (415) 554-5105.

RECEIVED
BOARD OF SUPERVISORS
SAN FRANCISCO
MAY 31 PM 1:07
6



New Order



Home

Your Order is sent.

New Order

Copy Order

Order Lookup

Order Tracking

Open [0]

Ready [0]

Sent [2]

Newspapers

Accounting

Reports

Help

Customer Information

Customer Name	S.F. BD OF SUPERVISORS (NON-CONSECUTIVE)	Master Id	52704
Address	1 DR CARLTON B GOODLETT PL #244	Phone	4155547704
City	SAN FRANCISCO	Fax	4155547714
State - Zip	CA - 94102		

Product Information

Legal GOVERNMENT - GOVT PUBLIC NOTICE

Order Information

Attention Name Victor Young

Billing Reference No.

 Save

Ad Description vy Budget and Finance - Fee Ad - 130543 Medical Examiner

Sale/Hrg/Bid Date

Special Instructions

Orders Created

Order No.	Newspaper Name	Publishing Dates	Ad	Price Description	Price	Ad Status
2495983	SAN FRANCISCO CHRONICLE-CITY&CO. 10%, CA Billed To: S.F. BD OF SUPERVISORS (OFFICIAL NOTICES) Created For: S.F. BD OF SUPERVISORS (OFFICIAL NOTICES)	06/09/2013, 06/15/2013	Depth : 7.10" Lines : 88	\$ No Pricing Formula for 2175		Pricing will be done by DJC Sent

Order No.	Newspaper	View
2495983	SAN FRANCISCO CHRONICLE-CITY&CO. 10%	View Ad In PDF

**NOTICE OF PUBLIC HEARING
BUDGET AND FINANCE COMMITTEE
SAN FRANCISCO BOARD
OF SUPERVISORS
JUNE 20, 2013 - 10:00 A.M.
LEGISLATIVE CHAMBER,
ROOM 250, CITY HALL**

1 DR. CARLTON B. GOODLETT PLACE, SAN FRANCISCO, CA 94102

NOTICE IS HEREBY GIVEN THAT the Budget and Finance Committee will hold a public hearing to consider the following proposal and said public hearing will be held as follows, at which time all interested parties may attend and be heard:
File No. 130543. Ordinance amending Administrative Code, Section 8.14, to adjust the Office of the Chief Medical Examiner's fees for providing certain documents and services; adding a fee for new services; deleting certain fees; and making environmental findings.

If the legislation passes, the following fees will be established or increased:
Statement of non-contagion - Fee shall be \$7; Forensic autopsy by request - Fee shall be \$3,274; X-rays (per film) - Fee shall be \$113; Copies of X-rays (per film) - Fee shall be \$24; Re-cut microscopic slides (per slide) - Fee shall be \$24;

3497

Use of viewing room by request - Fee shall be \$34; Storage of remains - Fee shall be \$56; Removal of remains from place of death to OCME facility, Medical Examiner's cases - Fee shall be \$461; Transport of remains from rest homes or other agencies, non-Medical Examiner's cases - Fee shall be \$113; Cremation of remains by request - Fee shall be \$873; Certified forensic toxicology report - Fee shall be \$12; Certified supporting documents for results of forensic toxicology report - Fee shall be \$0.90 per page; Packaging and delivery of subpoenaed records to court - Fee shall be \$18; Expert testimony or consultation by OCME toxicologist (non-Ph.D.) - Fee shall be \$282 per hour plus travel expenses; Expert testimony or consultation by OCME toxicologist (Ph.D.) - Fee shall be \$400 per hour plus travel expenses; Expert testimony or consultation by OCME forensic pathologist - Fee shall be \$584 per hour plus travel expenses; Expert testimony or consultation by OCME investigator - Fee shall be \$282 per hour plus travel expenses; Drug confirmation and quantitation in blood (per drug) - Fee shall be \$300; Histology of service, including overnight processing, embedding, cutting, routine H&E staining and coverslipping (per 4 cassettes) - Fee shall be \$120; Forensic alcohol analysis (per case) - Fee shall be \$160; Preparation of specimen for shipment or release - Fee shall be \$60.

In accordance with San Francisco Administrative Code, Section 67.7-1, persons who are unable to attend the hearing on this matter may submit written comments to the City prior to the time the hearing begins. These comments will be made a part of the official public record and shall be brought to the attention of the Members of the Committee. Written comments should be addressed to Angela Calvillo, Clerk of the Board, Room 244, City Hall, 1 Dr. Carlton B. Goodlett Place, San Francisco, CA 94102. Information relating to the proposed fee is available in the Office of the Clerk of the Board. Agenda information relating to this matter will be available for public review on Friday, June 14, 2013.

Angela Calvillo, Clerk of the Board

BOARD of SUPERVISORS



City Hall
1 Dr. Carlton B. Goodlett Place, Room 244
San Francisco 94102-4689
Tel. No. 554-5184
Fax No. 554-5163
TDD/TTY No. 554-5227

NOTICE OF PUBLIC HEARING
BUDGET AND FINANCE COMMITTEE
SAN FRANCISCO BOARD OF SUPERVISORS

NOTICE IS HEREBY GIVEN THAT the Budget and Finance Committee will hold a public hearing to consider the following proposal and said public hearing will be held as follows, at which time all interested parties may attend and be heard:

Date: Thursday, June 20, 2013

Time: 10:00 a.m.

Location: Legislative Chamber, located at City Hall
1 Dr. Carlton B. Goodlett Place, San Francisco, CA


Subject: File No. 130543. Ordinance amending Administrative Code, Section 8.14, to adjust the Office of the Chief Medical Examiner's fees for providing certain documents and services; adding a fee for new services; deleting certain fees; and making environmental findings.

If the legislation passes, the following fees will be established or increased:

Statement of non-contagion – Fee shall be \$7;
Forensic autopsy by request – Fee shall be \$3,274;
X-rays (per film) – Fee shall be \$113;
Copies of X-rays (per film) – Fee shall be \$24;
Re-cut microscopic slides (per slide) – Fee shall be \$24;
Use of viewing room by request – Fee shall be \$34;
Storage of remains – Fee shall be \$56;
Removal of remains from place of death to OCME facility, Medical Examiner's cases – Fee shall be \$461;
Transport of remains from rest homes or other agencies, non-Medical Examiner's cases – Fee shall be \$113;
Cremation of remains by request – Fee shall be \$873;
Certified forensic toxicology report – Fee shall be \$12;
Certified supporting documents for results of forensic toxicology report – Fee shall be \$0.90 per page;
Packaging and delivery of subpoenaed records to court – Fee shall be \$18;
Expert testimony or consultation by OCME toxicologist (non-Ph.D.) – Fee shall be \$282 per hour plus travel expenses ~~\$499~~

Expert testimony or consultation by OCME toxicologist (Ph.D.) – Fee shall be \$400 per hour plus travel expenses;
Expert testimony or consultation by OCME forensic pathologist – Fee shall be \$584 per hour plus travel expenses;
Expert testimony or consultation by OCME investigator – Fee shall be \$282 per hour plus travel expenses;
Drug confirmation and quantitation in blood (per drug) – Fee shall be \$300;
Histology of service, including overnight processing, embedding, cutting, routine H&E staining and coverslipping (per 4 cassettes) – Fee shall be \$120;
Forensic alcohol analysis (per case) – Fee shall be \$160;
Preparation of specimen for shipment or release – Fee shall be \$60.

In accordance with San Francisco Administrative Code, Section 67.7-1, persons who are unable to attend the hearing on this matter may submit written comments to the City prior to the time the hearing begins. These comments will be made a part of the official public record and shall be brought to the attention of the Members of the Committee. Written comments should be addressed to Angela Calvillo, Clerk of the Board, Room 244, City Hall, 1 Dr. Carlton B. Goodlett Place, San Francisco, CA 94102. Information relating to the proposed fee is available in the Office of the Clerk of the Board. Agenda information relating to this matter will be available for public review on Friday, June 14, 2013.



Angela Calvillo, Clerk of the Board

DATED: June 7, 2013
POSTED: June 7, 2013
PUBLISHED: June 9, 2013, and June 15, 2013

BOARD of SUPERVISORS



City Hall
Dr. Carlton B. Goodlett Place, Room 244
San Francisco 94102-4689
Tel. No. 554-5184
Fax No. 554-5163
TDD/TTY No. 554-5227

June 11, 2013

File No. 130543

Sarah Jones
Environmental Review Officer
Planning Department
1650 Mission Street, 4th Floor
San Francisco, CA 94103

Dear Ms. Jones:

On June 4, 2013, Mayor Lee introduced the following proposed legislation:

File No. 130543

Ordinance amending Administrative Code Section 8.14 to adjust the Office of the Chief Medical Examiner's fees for providing certain documents and services; to add a fee for a new service; to delete certain fees; and making environmental findings.

This legislation is being transmitted to you for environmental review.

Angela Calvillo, Clerk of the Board

Victor Young

By: Victor Young, Committee Clerk
Budget and Finance Committee

Attachment

c: Monica Pereira, Environmental Planning
Joy Navarrete, Environmental Planning


Statutory Exemption

CEA Section 15273

Fees, Tolls, Fines, and Charges

JN June 13, 2013
JOY NAVARRETE

BOARD of SUPERVISORS



City Hall
Dr. Carlton B. Goodlett Place, Room 244
San Francisco 94102-4689
Tel. No. 554-5184
Fax No. 554-5163
TDD/TTY No. 554-5227

June 11, 2013

File No. 130543

Sarah Jones
Environmental Review Officer
Planning Department
1650 Mission Street, 4th Floor
San Francisco, CA 94103

Dear Ms. Jones:

On June 4, 2013, Mayor Lee introduced the following proposed legislation:

File No. 130543

Ordinance amending Administrative Code Section 8.14 to adjust the Office of the Chief Medical Examiner's fees for providing certain documents and services; to add a fee for a new service; to delete certain fees; and making environmental findings.

This legislation is being transmitted to you for environmental review.

Angela Calvillo, Clerk of the Board

A handwritten signature in cursive script that reads "Victor Young".

By: Victor Young, Committee Clerk
Budget and Finance Committee

Attachment

c: Monica Pereira, Environmental Planning
Joy Navarrete, Environmental Planning