


The SFPD has a longstanding partnership with San Francisco SAFE, the city's leading crime-prevention and public safety education organization. Together we believe that everyone who lives in, works in or visits San Francisco has the right to be safe. In pursuing our collective goal of a safer San Francisco, SF SAFE provides a diverse array of free services and activities centered on safety that empower residents, police and community groups to create safer, more vibrant neighborhoods.

SF SAFE

SAFETY AWARENESS FOR EVERYONE

sfsafe.org | (415) 553-1984



WHAT IS NEIGHBORHOOD WATCH?




A Neighborhood Watch program is a group of people living in the same area who want to make their neighborhood safer by working together and in conjunction with local law enforcement to reduce crime and improve their quality of life. Neighborhood Watch (NW) groups have regular meetings to plan how they will accomplish their specific goals and leaders with assigned responsibilities.

HOW IT WORKS

- Problem-solve with police and other agencies
- Create communication plan (phone, text, or email)
- Create an emergency preparedness plan
- Designate one Block Captain and two Co-Captains

WHAT DOES NW GROUP DO?

- Meet regularly (at least 4 times a year)
- Invite guest speakers to meetings (SFPD, Mayor's office, 911 call center, district supervisor, etc)
- Organize community events
- Take classes together (NERT, CPR, etc)

A photograph of two people riding bicycles on a residential street. The image is overlaid with a blue tint. The text is white and reads: "SAFE, with support from SFPD and DPW, will get Neighborhood Watch signs installed on individual blocks. Groups are able to apply for Neighborhood Watch signs after forming active groups. Signs are a way to publicize the efforts of your group, letting others know that yours is a SAFE neighborhood and one in which crime will not be tolerated."

SAFE, with support from SFPD and DPW, will get Neighborhood Watch signs installed on individual blocks. Groups are able to apply for Neighborhood Watch signs after forming active groups. Signs are a way to publicize the efforts of your group, letting others know that yours is a SAFE neighborhood and one in which crime will not be tolerated.

STEPS TO BECOMING A NW GROUP

1st Meeting: Introductions, sign-in sheets, community building, how to observe & report, and then SF SAFE will ask for you and your neighbors to make a Block Map Draft and have it ready by the 2nd meeting

2nd Meeting: Emergency Preparedness (NERT) Overview (OPTIONAL)

3rd Meeting: SF SAFE will give a Residential Security Survey Overview

4th Meeting: SF SAFE will step out of the facilitator role and will observe you and your neighbors running your very own meeting. In this meeting you will need to provide your finalized Block Map, and Emergency Preparedness Plan

5th Meeting: Introduce Captain and Officer/s from your SFPD District Station

6th Meeting: Homeless Outreach Team (HSOC) Presentation (OPTIONAL)

7th Meeting: DA Neighborhood Prosecutor Presentation

8th Meeting: Board of Supervisor's Office Presentation

9th Meeting: Mayor's Office of Neighborhood Services

10th Meeting: Celebration!




RESIDENTIAL SECURITY SURVEY

SAFE's Safety Coordinators walk through your home, apartment or condominium with you to discuss ways you can make it safer and more secure. Our Coordinators provide a **free written report** of the recommendations for improvement. We make simple and low-cost recommendations unless you have more complex needs.


RESIDENTIAL SECURITY PRESENTATION

SAFE's Safety Coordinators also provide group presentations to discuss general safety best practices.



CPTED

CRIME PREVENTION THROUGH ENVIRONMENTAL DESIGN




Access Control



Surveillance



Territoriality



Lightning

SAFE Security Specialists are trained in Crime Prevention through Environmental Design (CPTED), providing a comprehensive approach to overall security.

San Francisco SAFE, Inc. (Safety Awareness for Everyone) serves the diverse communities of San Francisco as the non-profit community engagement arm of the San Francisco Police Department. Launched in 1976 as a unique project of the SFPD, SF Safe has represented the interests of residents as an innovative, community-driven resource organization, acting as the #1 community facing crime prevention initiative of the SFPD. SF Safe brings community members together to improve the quality of life of our neighborhoods.

Simply put, SF Safe helps build trust, transparency, and teamwork. Working to create stronger community connections across all neighborhoods in San Francisco, SF Safe engages, educates, and empowers San Franciscans to stand up with a unified voice and participate in the overall health, vibrancy, and resiliency of their communities through important public safety initiatives.

We help prevent crime, protect citizens, and foster positive police-community relations. As the go-to civilian liaisons between SFPD and our communities, SF Safe provides residents with opportunities for constructive dialogue with our public safety leaders. In curating a calendar of community-supported events, SF Safe helps bring people together to address local issues.

With an organized network of community leaders activated across San Francisco, SF Safe presents a collaborative platform for residents to work alongside one another and representatives of SFPD to build awareness around neighborhood crime prevention, promote placemaking, and create a greater sense of community. We provide the tools necessary to keep our communities safe.

SF Safe hosts a suite of essential public safety and prevention services, including programs and resources, offered to all residents free of charge. We coordinate your Neighborhood Watch program to promote community cohesion, and provide Personal Safety presentations with proven techniques for children, youth, adults, and our seniors. Upon request, we conduct specialized Home Security checks for your home, apartment, or condominium, then recommend low-cost safety solutions.

We hope that you will attend an SF Safe event, leverage one of our resource programs, read our newsletter and share social media, and connect with neighbors as a more informed citizenry.



SAVE THE DATE



CITYWIDE CPAB SYMPOSIUM

(Community Police Advisory Board)

SATURDAY | JULY 13, 2019
1:00PM

MORE DETAILS TO FOLLOW

For more information, please contact SF SAFE:
(415) 553-1984 | info@sfsafe.org | www.sfsafe.org

IN COLLABORATION WITH

salesforce



THANK YOU!

For any questions or concerns, please feel
free to reach SF SAFE at

(415) 553-1984 | info@sfsafe.org



Personal Safety Guide


SAFE wants you to feel secure as you move through your life in and around the City. Use the tips inside to keep safety in your thoughts. Then share your knowledge with your friends and family.

Safety for All Situations

- Always be alert and aware of your surroundings.
- Trust your intuition! If something feels weird, trust your gut and change the situation.
- Keep valuables and electronics out of sight.
- Safety in numbers—walk with others, on populated streets.
- Know your resources. Use this guide to get started.

Empowering Communities to Create a Safer San Francisco

www.sfsafe.org



1

Walking

- Walk with purpose
- Keep your purse or bag close to your body
- Hide valuables
- Always stay aware of your surroundings
- Take care using cell phones in public, they are commonly targeted by thieves

2


Parking

- Don't leave packages or bags visible in a parked car
- Put packages in the trunk before you arrive at your destination
- Check signage to make sure your car is parked legally
- Avoid large bushes and dense shrubbery

3

Social Media

- Limit location sharing
- Tighten privacy settings
- Be cautious of "friending" strangers
- Don't share details like address, vacation dates, DOB with people you just met
- What goes online will stay online, so be cautious what you share





IN CASE OF EMERGENCY

Program your phone with these safety numbers

911 - Emergency*

SF Dispatch Direct (415) 553-8090

SFPD Non-Emergency 415-553-0123

To make a report to the City 311

*In San Francisco, when you dial 911 on a cellular phone near a highway, the call is connected to the California Highway Patrol (CHP) dispatch center.

SAFE, a crime prevention education 501(c)3 non-profit, helps residents, police and community groups work together to create vibrant neighborhoods.

Everyone who lives, works and visits San Francisco has the right to be safe. SAFE provides educational services that empower San Franciscans with techniques to prevent crime.

To make a tax-deductible donation or learn more, visit us online at: www.sfsafe.org



850 Bryant Street, Room 135
San Francisco, CA 94103
415-553-1984 | info@sfsafe.org



Sponsored in cooperation with the
San Francisco Police Department





4

Taxi and Ridesharing

- Confirm “San Francisco Taxicab” seal
- Check for taxi medallion on the dashboard, note ID number
- Confirm driver identity
- Choose the back seat
- Cash is never required in a rideshare
- Report incidents to SFPD
- Taxi complaints: call 311



5

Public Transportation

- Plan your route ahead of time using www.511.org or www.sfmta.org
- Find arrival times using Nextbus.com
- Have money or Clipper card ready
- Stay awake and alert
- Hold bags in your lap or under your arm
- Thieves may “snatch and grab” by a door when you approach a stop
- Report any incidents to the driver
- After 6:30 pm, Muni bus drivers can make “safe in between stops”—ask your driver

**SAFE
BIKES**



For bike safety and
other topics, visit
www.sfsafe.org



Whether you live in a single family home, condo, or a large apartment complex in San Francisco, there are a number of ways you can keep your residence safe and secure. Working together as a community with your neighbors and building management can significantly improve your residential safety.

Door and Window Safety

Doors:

- Should be made of solid wood or metal
- Have a single cylinder deadbolt lock and a 1-inch bolt
- Have a front door viewer or peep hole with a 180-degree range
- Clearly display unit number

Windows:

- Replace if glass is cracked and replace all damaged or missing locks
- Ground level windows should be burglary resistant: consider purchasing windows with reinforcement wire, laminate, or tempered glass
- Polycarbonate plastic or metal grates can be installed over existing ground level windows
- Windows above ground level are not considered secure: if used for ventilation, lock in position and keep open no more than 3 inches

7 Residential Safety Tips



- 1 Garage:** When entering or leaving the garage, watch to ensure door shuts completely. Lock stored bikes to a sturdy rack.
- 2 Car:** Always lock your vehicle when parked in your garage and remove all valuables. Never leave garage door opener in your vehicle when parked outside your home.
- 3 Spare Key:** Never hide spare keys. If you need to have a spare key available, leave it with a trusted neighbor.

- 4 Door Buzzer:** When a visitor rings your bell, confirm who it is by intercom before you grant them access. Similarly, never let strangers follow you through the front door.
- 5 Security Cameras & Alarm Systems:** Cost effective tools for preventing crime and identifying criminals.
- 6 Light Timers:** Installing timers on the exterior of your residence is an effective and energy efficient way to deter criminal activity.
- 7 Doors/Windows:** Always keep doors and windows locked.

Keep property in good repair. Maintain visibility to your neighbors for increased safety.

SAFE



SAFETY
AWARENESS
FOR
EVERYONE

sfsafe.org
415-553-1984

San Francisco SAFE

Empowering Communities to Create a Safer San Francisco

- Neighborhood Watch
- Community Organizing
- Security Assessments
- Safety Education





Safety Tips Inside Your Building

1. Stay alert in areas such as the garage, laundry room, elevators, stairwells and hallways
2. Shared areas should be well-lit and painted in white or a light color
3. While in the elevator, stand close to the control panel: if accosted, press the buttons of all floors
4. Ensure your mailbox is secure to prevent identity theft: list only your first initial and last name

Visit sfsafe.org to learn how to join or start a Neighborhood Watch Group or to request a free Residential Security Assessment.

www.sfsafe.org

SF Police Department Resources:

Police/Emergency 9-1-1
Police (non-emergency) 415-553-0123

City & County Resources:

All city services (within SF) 3-1-1
All city services (outside SF) 415-701-2311
SF District Attorney's Office 415-553-1751
DA's Victim Services Division 415-553-9044
HOT (Homeless Outreach Team) 415-355-7555
City Attorney's Office 415-554-4700
Code Enforcement 415-558-6454

Emergency Preparedness Resources:

Neighborhood Emergency Response Team (NERT) 415-970-2022
Department of Emergency Management 415-558-3800
www.SF72.org



Residential Safety

SAFE, a crime prevention education 501(c)3 non-profit, helps residents, police and community groups work together to create vibrant neighborhoods.

Everyone who lives, works and visits San Francisco has the right to be safe. SAFE provides educational services that empower San Franciscans with techniques to prevent crime.

To make a tax-deductible donation or learn more, visit us online at: sfsafe.org

850 Bryant Street, Room 135
San Francisco, CA 94103
415-553-1984
info@sfsafe.org



Empowering Communities to Create a Safer San Francisco

sfsafe.org



Sponsored in cooperation with the San Francisco Police Department



SERVING THE CITY OF SAN FRANCISCO SINCE 1976



SAN FRANCISCO SAFE BRINGS COMMUNITY MEMBERS TOGETHER TO IMPROVE THEIR NEIGHBORHOODS



San Francisco SAFE, Inc.

P: 415.553.1984

F: 415.553.1967

info@sfsafe.org

www.sfsafe.org

Crime Prevention Partner of the San Francisco Police Department





SAVE THE DATE



CITYWIDE CPAB SYMPOSIUM

(Community Police Advisory Board)

SATURDAY | JULY 13, 2019
1:00PM

MORE DETAILS TO FOLLOW

For more information, please contact SF SAFE:
(415) 553-1984 | info@sfsafe.org | www.sfsafe.org

IN COLLABORATION WITH

salesforce



Nextdoor



At SAFE, we work with individuals to engage their neighbors, and build trust, teamwork, and a sense of community. We have tools and resources to help you:

- Get to know your neighbors
- Build ways to communicate and update community members
- Solve issues together
- Improve your community
- Assess the safety and security of your home or business
- Organize for meetings, events, projects
- Build relationships with city agencies


NEIGHBORHOOD
WATCH



HOME
SECURITY



BUSINESS
SECURITY



SAFE
BIKES



CHILD
SAFETY



PERSONAL
SAFETY



Since 1976, SF SAFE has been SFPD's non-profit partner in crime prevention and public safety. The SFPD fully supports the efforts of SAFE and their mission to engage, educate, and empower members of our community to take an active role in improving the quality of life in our City. Together, we continue to have a positive influence on the safety of those who live, work, and visit our neighborhoods and business districts.

To request a service, please visit www.sfsafe.org

WHY CREATE A SAFE NEIGHBORHOOD WATCH GROUP?

You don't feel safe

You don't know all your neighbors

The streets in your neighborhood are dirty

The streetlights don't work

You want to create a stronger community

GETTING STARTED

Recruit a few friends on your block

Contact SAFE to assist you

Create a planning committee & meet with a SAFE representative

HOW IT WORKS

Problem-solve with police and other agencies

Create communication plan—phone, text, or email

Create a neighborhood emergency preparedness plan

Designate one Block Captain & two Block Co-Captains

WHAT DOES A NEIGHBORHOOD WATCH GROUP DO?

Meet regularly at least 4 times a year

Meetings

Gatherings

Block Parties

Community Gardens

Invite guest speakers to meetings

SFPD

Mayor's Office

911 Call Center

District Supervisors

Take classes together

NERT

ALERT

CPR/ First Aid

Self-Defense

Organize days to


Reclaim walls covered with graffiti

Clean up the local park

Volunteer for a local charity




Enhance the qualities of the neighborhood
Create a clean and safe atmosphere
Develop friendships with your neighbors
Build a stronger community



WHY DOES THE SAN FRANCISCO POLICE DEPARTMENT SUPPORT NEIGHBORHOOD WATCH?

The SFPD cannot be everywhere and relies on the community to be its eyes and ears. Call them to report suspicious activity. The SFPD looks to the community to identify issues to be addressed. Community crime prevention succeeds when done in partnership; neighbors, law enforcement, and public and private agencies must work together.



sfsafe.org

To start your own Neighborhood Watch Group, contact SAFE at
(415) 673-SAFE or (415) 553-1984
info@sfsafe.org