

File No. 251030

Committee Item No. 3

Board Item No. 31

COMMITTEE/BOARD OF SUPERVISORS

AGENDA PACKET CONTENTS LIST

Committee: Rules Committee

Date Nov 17, 2025

Board of Supervisors Meeting

Date December 2, 2025

Cmte Board

- | | | |
|--|--------------------------|--|
| <input type="checkbox"/> | <input type="checkbox"/> | Motion |
| <input type="checkbox"/> | <input type="checkbox"/> | Resolution |
| <input type="checkbox"/> | <input type="checkbox"/> | Ordinance |
| <input type="checkbox"/> | <input type="checkbox"/> | Legislative Digest |
| <input type="checkbox"/> | <input type="checkbox"/> | Budget and Legislative Analyst Report |
| <input type="checkbox"/> | <input type="checkbox"/> | Youth Commission Report |
| <input type="checkbox"/> | <input type="checkbox"/> | Introduction Form |
| <input checked="" type="checkbox"/> | <input type="checkbox"/> | Department/Agency Cover Letter and/or Report |
| <input type="checkbox"/> | <input type="checkbox"/> | Memorandum of Understanding (MOU) |
| <input type="checkbox"/> | <input type="checkbox"/> | Grant Information Form |
| <input type="checkbox"/> | <input type="checkbox"/> | Grant Budget |
| <input type="checkbox"/> | <input type="checkbox"/> | Subcontract Budget |
| <input type="checkbox"/> | <input type="checkbox"/> | Contract/Agreement |
| <input type="checkbox"/> | <input type="checkbox"/> | Form 126 - Ethics Commission |
| <input type="checkbox"/> | <input type="checkbox"/> | Award Letter |
| xx <input checked="" type="checkbox"/> | <input type="checkbox"/> | Application |
| <input checked="" type="checkbox"/> | <input type="checkbox"/> | Form 700 |
| <input checked="" type="checkbox"/> | <input type="checkbox"/> | Information/Vacancies (Boards/Commissions) |
| <input type="checkbox"/> | <input type="checkbox"/> | Public Correspondence |

OTHER (Use back side if additional space is needed)

<input type="checkbox"/>	<input type="checkbox"/>	
<input type="checkbox"/>	<input type="checkbox"/>	
<input type="checkbox"/>	<input type="checkbox"/>	
<input type="checkbox"/>	<input type="checkbox"/>	
<input type="checkbox"/>	<input type="checkbox"/>	
<input type="checkbox"/>	<input type="checkbox"/>	
<input type="checkbox"/>	<input type="checkbox"/>	
<input type="checkbox"/>	<input type="checkbox"/>	
<input type="checkbox"/>	<input type="checkbox"/>	
<input type="checkbox"/>	<input type="checkbox"/>	

Completed by: Victor Young Date Nov 13, 2025

Completed by: _____ Date _____

1 [Appointments, Assessment Appeals Board No. 1 - Jeffrey Jonathan Morris and Nicholas
2 Goldman]

3 **Motion appointing Jeffrey Jonathan Morris and Nicholas Goldman, terms ending**
4 **September 4, 2028, to the Assessment Appeals Board No. 1.**

5
6 MOVED, That the Board of Supervisors of the City and County of San Francisco does
7 hereby appoint the hereinafter designated person(s) to serve as member(s) of the
8 Assessment Appeals Board No. 1, pursuant to the provisions of California Revenue and
9 Taxation Code, Section 1620 et seq., and San Francisco Administrative Code, Section 2B.1 et
10 seq., for the terms specified:

11 Jeffrey Jonathan Morris, seat 1, succeeding himself, term expired, must have a
12 minimum of five years professional experience in the State of California as one of the
13 following: certified public accountant or public accountant; licensed real estate broker;
14 attorney; or a property appraiser accredited by a nationally recognized professional
15 organization, certified by the Office of Real Estate Appraisers, or certified by the State Board
16 of Equalization, for the unexpired portion of a three-year term ending September 4, 2028;

17 Nicholas Goldman, seat 4, succeeding Kristine Nelson, term expired, must have a
18 minimum of five years professional experience in the State of California as one of the
19 following: certified public accountant or public accountant; licensed real estate broker;
20 attorney; or a property appraiser accredited by a nationally recognized professional
21 organization, certified by the Office of Real Estate Appraisers, or certified by the State Board
22 of Equalization, for the unexpired portion of a three-year term ending September 4, 2028.



Assessment Appeals Board

City & County of San Francisco

1 Dr. Carlton B. Goodlett Pl., City Hall, Room # 405

San Francisco, California 94102

Phone: (415) 554-6778 / Fax: (415) 554-6775 / Email: aab@sfgov.org

ASSESSMENT APPEALS BOARD MEMBER APPLICATION

Complete and return this application to the Assessment Appeals Board

Application for Appointment to:
(Please check one)

☒ Board 1 or ☐ Board 1 Alternate
☒ Board 2 or ☐ Board 2 Alternate
☒ Board 3 or ☐ Board 3 Alternate

Full Name: Franco Cirelli

Zip Code: 94131

Occupation: Finance Consultant

Work Phone: 4158304182

Employer: Franco Cirelli, CPA, CRP®

Business Address: 18 Fairmount Street

Zip Code: 94131

Business Email: francocirelli@gmail.com

Home E

Form 700 is required to accompany your application. Have you attached the Form 700? ☒ Yes ☐ No

Pursuant to Ordinance No. 393-98 the following qualifications are required:

A person shall not be eligible for nomination for membership on an assessment appeals board unless he or she has a minimum of five years' professional experience in this state as one of the following: (1) certified public accountant or public accountant; (2) licensed real estate broker; (3) attorney; or (4) property appraiser accredited by a nationally recognized professional organization, or property appraiser certified by either the Office of Real Estate Appraiser or by the State Board of Equalization. Documentation of qualifying experience must be submitted with this application form. This requirement does not apply to incumbent board members nominated for appointments to their same seats.

Please state your qualifications (including occupation and education if applicable):

As an independent finance professional with a CFP® credential, I earned an MBA from the Kellogg School of Management at Northwestern University, a BS from the Haas School of Business at UC Berkeley and a CPA license upon completion of the required experience with Deloitte & Touche. Earlier in my professional career, I held positions at noteworthy organizations including Microsoft and the National Basketball Association. I worked as an adjunct faculty member for fifteen years at City College of San Francisco where I taught real estate, entrepreneurship and other business courses and developed new curriculum. Finally, I am a licensed real estate broker in California.

Please state relevant business and/or professional experience:

With extensive professional experience in organizations ranging from startups to large enterprises and multiple professional credentials, I help ensure that my advisory clients are able to optimize use of their resources in pursuit of their goals. I serve as a trusted, licensed consultant to my clients on matters of financial planning, investment management and related disciplines. Along with my wife, Gabriella, we cofounded Primeros Pasos® Spanish immersion daycare and preschool for which I help oversee the business side of the operations whereas Gabriella applies her extensive experience and vision of providing the highest quality Spanish immersion education to young children in an environment that focuses unwaveringly on them.

Please state civic activities:

As a life-long San Franciscan, I consider myself an active community builder in our city and remain committed to helping all of us thrive in a safe, welcoming and vibrant urban setting. I hold leadership roles and am active in a number of organizations, guiding them in their pursuit of service to others:

- Citizen Police Advisory Board – SFPD's Ingleside Precinct
- San Francisco Italian Athletic Club Foundation Board - Treasurer
- ITAL Foundation Board - Treasurer
- Italian Caucus of California - Treasurer
- Archbishop Riordan High School Board of Trustees
- Order of Malta (Global Humanitarian, Medical & Social Assistance Providers) - Western US Association

Would you be able to attend Day Meetings? ☒ Yes ☐ No Evening Meetings? ☒ Yes ☐ No

How many days a week would you be available for hearings? 1 How many evenings a week? 1

Have you attended an Assessment Appeals Board meeting? ☒ Yes ☐ No

An appearance before the Rules Committee may be required at a scheduled public hearing, prior to the Board of Supervisors considering the recommended appointment. Applications should be received ten (10) days prior to the scheduled public hearing.

Date: 09/25/25 Applicant's Signature: Francis Cirilli

(Manually sign or type your complete name).

NOTE: by typing your complete name, you are hereby consenting to use of electronic signature)

PLEASE NOTE: This application will be retained for one year. Once completed, this form, including all attachments, becomes public record.

FOR OFFICE USE ONLY:

Appointed to Seat #: _____ Term Expires: _____ Date Vacated: _____

STATEMENT OF ECONOMIC INTERESTS
COVER PAGE

Date Initial Filing Received

Please type or print in ink.

NAME OF FILER (LAST) (FIRST) (MIDDLE)
Cirelli Franco

1. Office, Agency, or Court

Agency Name (Do not use acronyms)

Assessment Appeals Board

Board Member

Division, Board, Department, District, if applicable

Your Position

► If filing for multiple positions, list below or on an attachment. (Do not use acronyms)

Agency: _____ Position: _____

2. Jurisdiction of Office (Check at least one box)

☐ State

☐ Judge, Retired Judge, Pro Tem Judge, or Court Commissioner
(Statewide Jurisdiction)

☐ Multi-County _____

☐ County of _____

☒ City of San Francisco

☐ Other _____

3. Type of Statement (Check at least one box)

☒ **Annual:** The period covered is January 1, 2024, through
December 31, 2024.

☐ **Leaving Office:** Date Left _____
(Check one circle below.)

-or-

The period covered is _____ through
December 31, 2024.

☐ The period covered is January 1, 2024, through the date of
leaving office.

☐ **Assuming Office:** Date assumed _____

-or-

☐ The period covered is _____ through
the date of leaving office.

☐ **Candidate:** Date of Election _____ and office sought, if different than Part 1: _____

4. Schedule Summary (required)

► Total number of pages including this cover page: _____

Schedules attached

☒ **Schedule A-1 - Investments** – schedule attached

☒ **Schedule C - Income, Loans, & Business Positions** – schedule attached

☒ **Schedule A-2 - Investments** – schedule attached

☐ **Schedule D - Income – Gifts** – schedule attached

☒ **Schedule B - Real Property** – schedule attached

☐ **Schedule E - Income – Gifts – Travel Payments** – schedule attached

-or-

☐ **None** - No reportable interests on any schedule

5. Verification

MAILING ADDRESS STREET
(Business or Agency Address Recommended - Public Document)

CITY

STATE

ZIP CODE

18 Fairmount Street

San Francisco

CA

94131

DAYTIME TELEPHONE NUMBER

E-MAIL ADDRESS

(415) 269-1692

francocirelli@gmail.com

I have used all reasonable diligence in preparing this statement. I have reviewed this statement and to the best of my knowledge the information contained herein and in any attached schedules is true and complete. I acknowledge this is a public document.

I certify under penalty of perjury under the laws of the State of California that the foregoing is true and correct.

Date Signed 09/25/25
(month, day, year)

Signature Francisco Cirelli
(File the originally signed paper statement with your filing official.)

SCHEDULE A-1**Investments****Stocks, Bonds, and Other Interests**

(Ownership Interest is Less Than 10%)

*Investments must be itemized.**Do not attach brokerage or financial statements.***CALIFORNIA FORM 700**

FAIR POLITICAL PRACTICES COMMISSION

AMENDMENT

► NAME OF BUSINESS ENTITY
Apple

GENERAL DESCRIPTION OF THIS BUSINESS
Multinational Technology Company

FAIR MARKET VALUE
☐ \$2,000 - \$10,000 ☐ \$10,001 - \$100,000
☒ \$100,001 - \$1,000,000 ☐ Over \$1,000,000

NATURE OF INVESTMENT
☒ Stock ☐ Other _____ (Describe)
☐ Partnership ☐ Income Received of \$0 - \$499
☐ Income Received of \$500 or More (Report on Schedule C)

IF APPLICABLE, LIST DATE:
____/____/24 ACQUIRED _____/____/24 DISPOSED

► NAME OF BUSINESS ENTITY
Qunice Therapeutics

GENERAL DESCRIPTION OF THIS BUSINESS
Biotech

FAIR MARKET VALUE
☐ \$2,000 - \$10,000 ☒ \$10,001 - \$100,000
☐ \$100,001 - \$1,000,000 ☐ Over \$1,000,000

NATURE OF INVESTMENT
☒ Stock ☐ Other _____ (Describe)
☐ Partnership ☐ Income Received of \$0 - \$499
☐ Income Received of \$500 or More (Report on Schedule C)

IF APPLICABLE, LIST DATE:
____/____/24 ACQUIRED _____/____/24 DISPOSED

► NAME OF BUSINESS ENTITY

GENERAL DESCRIPTION OF THIS BUSINESS

FAIR MARKET VALUE
☐ \$2,000 - \$10,000 ☐ \$10,001 - \$100,000
☐ \$100,001 - \$1,000,000 ☐ Over \$1,000,000

NATURE OF INVESTMENT
☐ Stock ☐ Other _____ (Describe)
☐ Partnership ☐ Income Received of \$0 - \$499
☐ Income Received of \$500 or More (Report on Schedule C)

IF APPLICABLE, LIST DATE:
____/____/24 ACQUIRED _____/____/24 DISPOSED

► NAME OF BUSINESS ENTITY

GENERAL DESCRIPTION OF THIS BUSINESS

FAIR MARKET VALUE
☐ \$2,000 - \$10,000 ☐ \$10,001 - \$100,000
☐ \$100,001 - \$1,000,000 ☐ Over \$1,000,000

NATURE OF INVESTMENT
☐ Stock ☐ Other _____ (Describe)
☐ Partnership ☐ Income Received of \$0 - \$499
☐ Income Received of \$500 or More (Report on Schedule C)

IF APPLICABLE, LIST DATE:
____/____/24 ACQUIRED _____/____/24 DISPOSED

► NAME OF BUSINESS ENTITY

GENERAL DESCRIPTION OF THIS BUSINESS

FAIR MARKET VALUE
☐ \$2,000 - \$10,000 ☐ \$10,001 - \$100,000
☐ \$100,001 - \$1,000,000 ☐ Over \$1,000,000

NATURE OF INVESTMENT
☐ Stock ☐ Other _____ (Describe)
☐ Partnership ☐ Income Received of \$0 - \$499
☐ Income Received of \$500 or More (Report on Schedule C)

IF APPLICABLE, LIST DATE:
____/____/24 ACQUIRED _____/____/24 DISPOSED

Filer's VerificationPrint Name Franco CirelliOffice, Agency or Court Assessment Appeals BoardStatement Type ☒ 2024/2025 Annual ☐ Assuming ☐ Leaving
☐ _____ Annual ☐ Candidate
(yr)

I have used all reasonable diligence in preparing this statement. I have reviewed this statement and to the best of my knowledge the information contained herein and in any attached schedules is true and complete.

I certify under penalty of perjury under the laws of the State of California that the foregoing is true and correct.

Date Signed 09/25/25
(month, day, year)Filer's Signature Franco Cirelli

Comments: _____

SCHEDULE A-2
Investments, Income, and Assets
of Business Entities/Trusts
(Ownership Interest is 10% or Greater)

▶ 1. BUSINESS ENTITY OR TRUST

Primeros Pasos® LLC

Name

18 Fairmount Street, San Francisco CA 94131

Address (Business Address Acceptable)

Check one

☐ Trust, go to 2 ☒ Business Entity, complete the box, then go to 2

GENERAL DESCRIPTION OF THIS BUSINESS

Education

FAIR MARKET VALUE

- ☐ \$0 - \$1,999
☐ \$2,000 - \$10,000
☐ \$10,001 - \$100,000
☐ \$100,001 - \$1,000,000
☒ Over \$1,000,000

IF APPLICABLE, LIST DATE:

____/____/24 ____/____/24
ACQUIRED DISPOSED

NATURE OF INVESTMENT

Partnership ☐ Sole Proprietorship ☐ Other

YOUR BUSINESS POSITION **CFO**

▶ 2. IDENTIFY THE GROSS INCOME RECEIVED (INCLUDE YOUR PRO RATA SHARE OF THE GROSS INCOME TO THE ENTITY/TRUST)

- ☐ \$0 - \$499 ☐ \$10,001 - \$100,000
☐ \$500 - \$1,000 ☒ OVER \$100,000
☐ \$1,001 - \$10,000

▶ 3. LIST THE NAME OF EACH REPORTABLE SINGLE SOURCE OF INCOME OF \$10,000 OR MORE (Attach a separate sheet if necessary.)

☐ None or ☒ Names listed below

TBD

▶ 4. INVESTMENTS AND INTERESTS IN REAL PROPERTY HELD OR LEASED BY THE BUSINESS ENTITY OR TRUST

Check one box:

☐ INVESTMENT ☒ REAL PROPERTY

Orsi d'Oro LLC

Name of Business Entity, if Investment, or
Assessor's Parcel Number or Street Address of Real Property

901 Bayshore Blvd. #101 San Francisco CA 941

Description of Business Activity or
City or Other Precise Location of Real Property

FAIR MARKET VALUE

- ☐ \$2,000 - \$10,000
☐ \$10,001 - \$100,000
☐ \$100,001 - \$1,000,000
☒ Over \$1,000,000

IF APPLICABLE, LIST DATE:

____/____/24 ____/____/24
ACQUIRED DISPOSED

NATURE OF INTEREST

☒ Property Ownership/Deed of Trust ☐ Stock ☒ Partnership

☐ Leasehold Yrs. remaining ☐ Other

☐ Check box if additional schedules reporting investments or real property are attached

Comments:

Filer's Verification

Print Name **Franco Cirelli**

Office, Agency or Court **Assessment Appeals Board**

Statement Type ☒ 2024/2025 Annual ☐ _____ Annual ☐ Assuming ☐ Leaving ☐ Candidate
(yr)

I have used all reasonable diligence in preparing this statement. I have reviewed this statement and to the best of my knowledge the information contained herein and in any attached schedules is true and complete.

I certify under penalty of perjury under the laws of the State of California that the foregoing is true and correct.

Date Signed **09/25/25**

(month, day, year)

Filer's Signature

Franco Cirelli

SCHEDULE C
Income, Loans, & Business
Positions
(Other than Gifts and Travel Payments)

► **1. INCOME RECEIVED**

NAME OF SOURCE OF INCOME

Franco Cirelli, CPA, CFP®

ADDRESS (Business Address Acceptable)

18 Fairmount Street San Francisco, CA 941

BUSINESS ACTIVITY, IF ANY, OF SOURCE

Financial Planning & Investment Management

YOUR BUSINESS POSITION

Licensed Finance Consultant

GROSS INCOME RECEIVED

☐ No Income - Business Position Only

☐ \$500 - \$1,000

☐ \$1,001 - \$10,000

☒ \$10,001 - \$100,000

☐ OVER \$100,000

CONSIDERATION FOR WHICH INCOME WAS RECEIVED

☒ Salary ☐ Spouse's or registered domestic partner's income
(For self-employed use Schedule A-2.)

☐ Partnership (Less than 10% ownership. For 10% or greater use
Schedule A-2.)

☐ Sale of _____
(Real property, car, boat, etc.)

☐ Loan repayment

☐ Commission or ☐ Rental Income, list each source of \$10,000 or more

(Describe)

☐ Other _____
(Describe)

► **1. INCOME RECEIVED**

NAME OF SOURCE OF INCOME

ADDRESS (Business Address Acceptable)

BUSINESS ACTIVITY, IF ANY, OF SOURCE

YOUR BUSINESS POSITION

GROSS INCOME RECEIVED

☐ No Income - Business Position Only

☐ \$500 - \$1,000

☐ \$1,001 - \$10,000

☐ \$10,001 - \$100,000

☐ OVER \$100,000

CONSIDERATION FOR WHICH INCOME WAS RECEIVED

☐ Salary ☐ Spouse's or registered domestic partner's income
(For self-employed use Schedule A-2.)

☐ Partnership (Less than 10% ownership. For 10% or greater use
Schedule A-2.)

☐ Sale of _____
(Real property, car, boat, etc.)

☐ Loan repayment

☐ Commission or ☐ Rental Income, list each source of \$10,000 or more

(Describe)

☐ Other _____
(Describe)

Comments:

► **2. LOANS RECEIVED OR OUTSTANDING DURING THE REPORTING PERIOD**

* You are not required to report loans from a commercial lending institution, or any indebtedness created as part of a retail installment or credit card transaction, made in the lender's regular course of business on terms available to members of the public without regard to your official status. Personal loans and loans received not in a lender's regular course of business must be disclosed as follows:

NAME OF LENDER*

INTEREST RATE

TERM (Months/Years)

ADDRESS (Business Address Acceptable)

_____% ☐ None

BUSINESS ACTIVITY, IF ANY, OF LENDER

SECURITY FOR LOAN

☐ None ☐ Personal residence

☐ Real Property _____
Street address

City

HIGHEST BALANCE DURING REPORTING PERIOD

☐ \$500 - \$1,000

☐ \$1,001 - \$10,000

☐ \$10,001 - \$100,000

☐ OVER \$100,000

☐ Guarantor _____

☐ Other _____
(Describe)

Filer's Verification

Print Name Franco Cirelli

Office, Agency or Court Assessment Appeals Board

Statement Type ☒ 2024/2025 Annual ☐ _____ Annual ☐ Assuming ☐ Leaving ☐ Candidate
(yr)

I have used all reasonable diligence in preparing this statement. I have reviewed this statement and to the best of my knowledge the information contained herein and in any attached schedules is true and complete.

I certify under penalty of perjury under the laws of the State of California that the foregoing is true and correct.

Date Signed 09/25/25

(month, day, year)

Filer's Signature Franco Cirelli

SCHEDULE B
Interests in Real Property
(Including Rental Income)

▶ ASSESSOR'S PARCEL NUMBER OR STREET ADDRESS

16 - 18 Fairmount Street

CITY

San Francisco

FAIR MARKET VALUE

- ☐ \$2,000 - \$10,000
☐ \$10,001 - \$100,000
☐ \$100,001 - \$1,000,000
☒ Over \$1,000,000

IF APPLICABLE, LIST DATE:

 / / 24 / / 24
ACQUIRED DISPOSED

NATURE OF INTEREST

☒ Ownership/Deed of Trust ☐ Easement

☐ Leasehold _____ ☐ _____
Yrs. remaining Other

IF RENTAL PROPERTY, GROSS INCOME RECEIVED

- ☐ \$0 - \$499 ☐ \$500 - \$1,000 ☐ \$1,001 - \$10,000
☒ \$10,001 - \$100,000 ☐ OVER \$100,000

SOURCES OF RENTAL INCOME: If you own a 10% or greater interest, list the name of each tenant that is a single source of income of \$10,000 or more.

☐ None

Taylor Cummings - 16 Fairmount Street

▶ ASSESSOR'S PARCEL NUMBER OR STREET ADDRESS

CITY

FAIR MARKET VALUE

- ☐ \$2,000 - \$10,000
☐ \$10,001 - \$100,000
☐ \$100,001 - \$1,000,000
☐ Over \$1,000,000

IF APPLICABLE, LIST DATE:

 / / 24 / / 24
ACQUIRED DISPOSED

NATURE OF INTEREST

☐ Ownership/Deed of Trust ☐ Easement

☐ Leasehold _____ ☐ _____
Yrs. remaining Other

IF RENTAL PROPERTY, GROSS INCOME RECEIVED

- ☐ \$0 - \$499 ☐ \$500 - \$1,000 ☐ \$1,001 - \$10,000
☐ \$10,001 - \$100,000 ☐ OVER \$100,000

SOURCES OF RENTAL INCOME: If you own a 10% or greater interest, list the name of each tenant that is a single source of income of \$10,000 or more.

☐ None

* You are not required to report loans from a commercial lending institution made in the lender's regular course of business on terms available to members of the public without regard to your official status. Personal loans and loans received not in a lender's regular course of business must be disclosed as follows:

NAME OF LENDER*

ADDRESS (Business Address Acceptable)

BUSINESS ACTIVITY, IF ANY, OF LENDER

INTEREST RATE TERM (Months/Years)

_____ % ☐ None

HIGHEST BALANCE DURING REPORTING PERIOD

- ☐ \$500 - \$1,000 ☐ \$1,001 - \$10,000
☐ \$10,001 - \$100,000 ☐ OVER \$100,000

☐ Guarantor, if applicable

Filer's Verification

Print Name Franco Cirelli

Office, Agency or Court Assessment Appeals Board

Statement Type ☒ 2024/2025 Annual ☐ Assuming ☐ Leaving
☐ _____ Annual ☐ Candidate
(yr)

I have used all reasonable diligence in preparing this statement. I have reviewed this statement and to the best of my knowledge the information contained herein and in any attached schedules is true and complete.

I certify under penalty of perjury under the laws of the State of California that the foregoing is true and correct.

Date Signed 09/25/25
(month, day, year)

Filer's Signature

Franco Cirelli

Comments: _____



Assessment Appeals Board

City & County of San Francisco

1 Dr. Carlton B. Goodlett Pl., City Hall, Room # 405

San Francisco, California 94102

Phone: (415) 554-6778 / Fax: (415) 554-6775 / Email: aab@sfgov.org

ASSESSMENT APPEALS BOARD MEMBER APPLICATION

Complete and return this application to the Assessment Appeals Board

Application for Appointment to:
(Please check one)

☒ Board 1 or ☐ Board 1 Alternate
☐ Board 2 or ☐ Board 2 Alternate
☐ Board 3 or ☐ Board 3 Alternate

Full Name: Jeffrey Jonathan Morris

San Francisco Ca

Zip Code: 94123

Occupation: Investor/Retired

Work Phone: 415 606-9580

Employer:

Business Address: Same

Zip Code:

Business Email: JJMAssociates@sbcglobal.net

Home Email:

Form 700 is required to accompany your application. Have you attached the Form 700? ☐ Yes ☒ No

Pursuant to Ordinance No. 393-98 the following qualifications are required:

A person shall not be eligible for nomination for membership on an assessment appeals board unless he or she has a minimum of five years' professional experience in this state as one of the following: (1) certified public accountant or public accountant; (2) licensed real estate broker; (3) attorney; or (4) property appraiser accredited by a nationally recognized professional organization, or property appraiser certified by either the Office of Real Estate Appraiser or by the State Board of Equalization. Documentation of qualifying experience must be submitted with this application form. This requirement does not apply to incumbent board members nominated for appointments to their same seats.

Please state your qualifications (including occupation and education if applicable):

California State Real Estate Broker License No. 00397435 [Retired]

Member Appraisal Institute [MAI] (No. 149594) [Retired]

Professional Experience: 35 year career in national investment real estate advisory, portfolio-property management, transaction, financing and valuation.

Education: BA Political Science Stanford University, 1967

Please state relevant business and/or professional experience:

March, 2007 — — Present JJM Associates, San Francisco: Investor
1981 — — February 2007 BlackRock Realty [and predecessor firms], San Francisco
Director-Portfolio Manger — \$1.0 billion Institutional client investment funds.
Managing Director, Metric Property Management: \$2.5 billion national portfolio of multi family,
office, industrial and retail properties.
Vice President/Senior Vice President of Portfolio Management
1971—1980 Coldwell Banker Management Corporation, San Francisco
Vice President, Appraisal—Consultation Services

Please state civic activities:


2007—Present Board 1 Member—Assessment Appeals Board, City and County of San Francisco
1989—2001 Board of Directors, Golden Gate Park Stables [Concession with Recreation and
Park Department]
Current Recent member of Marina Community Association Board of Directors; San
Francisco Zoological Society; Presidio Branch San Francisco Y; California
Academy of Sciences; American Conservatory Theatre [ACT]; Olympic Club
Foundation

Would you be able to attend Day Meetings? ☒ Yes ☐ No Evening Meetings? ☐ Yes ☒ No

How many days a week would you be available for hearings? 3 How many evenings a week?

Have you attended an Assessment Appeals Board meeting? ☒ Yes ☐ No

An appearance before the Rules Committee may be required at a scheduled public hearing, prior to the Board of Supervisors considering the recommended appointment. Applications should be received ten (10) days prior to the scheduled public hearing.

Date: September 1, 2025 Applicant's Signature: 

(Manually sign or type your complete name).
NOTE: by typing your complete name, you are hereby
consenting to use of electronic signature)

PLEASE NOTE: This application will be retained for one year. Once completed, this form, including all attachments, becomes public record.

FOR OFFICE USE ONLY:

Appointed to Seat #: Term Expires: Date Vacated:

CALIFORNIA FORM 700
 FAIR POLITICAL PRACTICES COMMISSION

STATEMENT OF ECONOMIC INTERESTS
COVER PAGE
A PUBLIC DOCUMENT

Date Initial Filing Received

 E-Filed
 03/25/2025
 13:17:00

 Filing ID:
 213865581

Please type or print in ink.

NAME OF FILER (LAST)

(FIRST)

(MIDDLE)

Morris, Jeffrey

1. Office, Agency, or Court

Agency Name (Do not use acronyms)

City and County of San Francisco

Division, Board, Department, District, if applicable

Your Position

Assessment Appeals Board

Member

► If filing for multiple positions, list below or on an attachment. (Do not use acronyms)

Agency: _____

Position: _____

2. Jurisdiction of Office (Check at least one box)☐ State☐ Judge, Retired Judge, Pro Tem Judge, or Court Commissioner
(Statewide Jurisdiction)☐ Multi-County _____☒ County of San Francisco☐ City of _____☐ Other _____**3. Type of Statement (Check at least one box)**☒ **Annual:** The period covered is January 1, 2024, through
December 31, 2024.

-or-

The period covered is ____/____/____, through
December 31, 2024.☐ **Leaving Office:** Date Left ____/____/____
(Check one circle below.)☐ The period covered is January 1, 2024, through the date of
leaving office.

-or-

☐ The period covered is ____/____/____, through
the date of leaving office.☐ **Assuming Office:** Date assumed ____/____/____☐ **Candidate:** Date of Election _____ and office sought, if different than Part 1: _____**4. Schedule Summary (required)**

► Total number of pages including this cover page: 8

Schedules attached☒ **Schedule A-1 - Investments** – schedule attached☐ **Schedule A-2 - Investments** – schedule attached☐ **Schedule B - Real Property** – schedule attached☐ **Schedule C - Income, Loans, & Business Positions** – schedule attached☐ **Schedule D - Income – Gifts** – schedule attached☐ **Schedule E - Income – Gifts – Travel Payments** – schedule attached-or- ☐ **None - No reportable interests on any schedule****5. Verification**

MAILING ADDRESS

STREET

CITY

STATE

ZIP CODE

(Business or Agency Address Recommended - Public Document)

San Francisco

CA

94102

DAYTIME TELEPHONE NUMBER

EMAIL ADDRESS

()

I have used all reasonable diligence in preparing this statement. I have reviewed this statement and to the best of my knowledge the information contained herein and in any attached schedules is true and complete. I acknowledge this is a public document.

I certify under penalty of perjury under the laws of the State of California that the foregoing is true and correct.

Date Signed

03/25/2025

(month, day, year)

Signature

Jeffrey Morris

(File the originally signed paper statement with your filing official.)

SCHEDULE A-1**Investments****Stocks, Bonds, and Other Interests**
(Ownership Interest is Less Than 10%)*Investments must be itemized.**Do not attach brokerage or financial statements.*

CALIFORNIA FORM 700 FAIR POLITICAL PRACTICES COMMISSION Name Morris, Jeffrey
--

▶ **NAME OF BUSINESS ENTITY**

Union Pacific Corp.

GENERAL DESCRIPTION OF THIS BUSINESS

Transportation

FAIR MARKET VALUE

- ☐ \$2,000 - \$10,000 ☒ \$10,001 - \$100,000
☐ \$100,001 - \$1,000,000 ☐ Over \$1,000,000

NATURE OF INVESTMENT

- ☒ Stock ☐ Other _____ (Describe)
☐ Partnership ☐ Income Received of \$0 - \$499
 ☐ Income Received of \$500 or More (Report on Schedule C)

IF APPLICABLE, LIST DATE:

____/____/24 ____/____/24
 ACQUIRED DISPOSED

▶ **NAME OF BUSINESS ENTITY**

Comcast Corp.

GENERAL DESCRIPTION OF THIS BUSINESS

Communication

FAIR MARKET VALUE

- ☒ \$2,000 - \$10,000 ☐ \$10,001 - \$100,000
☐ \$100,001 - \$1,000,000 ☐ Over \$1,000,000

NATURE OF INVESTMENT

- ☒ Stock ☐ Other _____ (Describe)
☐ Partnership ☐ Income Received of \$0 - \$499
 ☐ Income Received of \$500 or More (Report on Schedule C)

IF APPLICABLE, LIST DATE:

____/____/24 ____/____/24
 ACQUIRED DISPOSED

▶ **NAME OF BUSINESS ENTITY**

Google Inc.

GENERAL DESCRIPTION OF THIS BUSINESS

Tech

FAIR MARKET VALUE

- ☐ \$2,000 - \$10,000 ☒ \$10,001 - \$100,000
☐ \$100,001 - \$1,000,000 ☐ Over \$1,000,000

NATURE OF INVESTMENT

- ☒ Stock ☐ Other _____ (Describe)
☐ Partnership ☐ Income Received of \$0 - \$499
 ☐ Income Received of \$500 or More (Report on Schedule C)

IF APPLICABLE, LIST DATE:

____/____/24 ____/____/24
 ACQUIRED DISPOSED

▶ **NAME OF BUSINESS ENTITY**

Oracle Inc.

GENERAL DESCRIPTION OF THIS BUSINESS

Tech

FAIR MARKET VALUE

- ☐ \$2,000 - \$10,000 ☒ \$10,001 - \$100,000
☐ \$100,001 - \$1,000,000 ☐ Over \$1,000,000

NATURE OF INVESTMENT

- ☒ Stock ☐ Other _____ (Describe)
☐ Partnership ☐ Income Received of \$0 - \$499
 ☐ Income Received of \$500 or More (Report on Schedule C)

IF APPLICABLE, LIST DATE:

____/____/24 ____/____/24
 ACQUIRED DISPOSED

▶ **NAME OF BUSINESS ENTITY**

Qualcomm Inc.

GENERAL DESCRIPTION OF THIS BUSINESS

Tech

FAIR MARKET VALUE

- ☒ \$2,000 - \$10,000 ☐ \$10,001 - \$100,000
☐ \$100,001 - \$1,000,000 ☐ Over \$1,000,000

NATURE OF INVESTMENT

- ☒ Stock ☐ Other _____ (Describe)
☐ Partnership ☐ Income Received of \$0 - \$499
 ☐ Income Received of \$500 or More (Report on Schedule C)

IF APPLICABLE, LIST DATE:

____/____/24 ____/____/24
 ACQUIRED DISPOSED

▶ **NAME OF BUSINESS ENTITY**

FedEx Corp.

GENERAL DESCRIPTION OF THIS BUSINESS

Delivery

FAIR MARKET VALUE

- ☐ \$2,000 - \$10,000 ☒ \$10,001 - \$100,000
☐ \$100,001 - \$1,000,000 ☐ Over \$1,000,000

NATURE OF INVESTMENT

- ☒ Stock ☐ Other _____ (Describe)
☐ Partnership ☐ Income Received of \$0 - \$499
 ☐ Income Received of \$500 or More (Report on Schedule C)

IF APPLICABLE, LIST DATE:

____/____/24 ____/____/24
 ACQUIRED DISPOSED

Comments: _____

SCHEDULE A-1

Investments

Stocks, Bonds, and Other Interests (Ownership Interest is Less Than 10%)

Investments must be itemized.

Do not attach brokerage or financial statements.

CALIFORNIA FORM 700
 FAIR POLITICAL PRACTICES COMMISSION

Name

Morris, Jeffrey

▶ NAME OF BUSINESS ENTITY

Starbucks

GENERAL DESCRIPTION OF THIS BUSINESS

Food

FAIR MARKET VALUE

☐ \$2,000 - \$10,000 ☒ \$10,001 - \$100,000
☐ \$100,001 - \$1,000,000 ☐ Over \$1,000,000

NATURE OF INVESTMENT

☒ Stock ☐ Other _____ (Describe)
☐ Partnership ☐ Income Received of \$0 - \$499
☐ Income Received of \$500 or More (Report on Schedule C)

IF APPLICABLE, LIST DATE:

 _____/_____/24 _____/_____/24
 ACQUIRED DISPOSED

▶ NAME OF BUSINESS ENTITY

Proctor & Gamble

GENERAL DESCRIPTION OF THIS BUSINESS

Consumer Products

FAIR MARKET VALUE

☐ \$2,000 - \$10,000 ☒ \$10,001 - \$100,000
☐ \$100,001 - \$1,000,000 ☐ Over \$1,000,000

NATURE OF INVESTMENT

☒ Stock ☐ Other _____ (Describe)
☐ Partnership ☐ Income Received of \$0 - \$499
☐ Income Received of \$500 or More (Report on Schedule C)

IF APPLICABLE, LIST DATE:

 _____/_____/24 _____/_____/24
 ACQUIRED DISPOSED

▶ NAME OF BUSINESS ENTITY

Nestle

GENERAL DESCRIPTION OF THIS BUSINESS

Food

FAIR MARKET VALUE

☐ \$2,000 - \$10,000 ☒ \$10,001 - \$100,000
☐ \$100,001 - \$1,000,000 ☐ Over \$1,000,000

NATURE OF INVESTMENT

☒ Stock ☐ Other _____ (Describe)
☐ Partnership ☐ Income Received of \$0 - \$499
☐ Income Received of \$500 or More (Report on Schedule C)

IF APPLICABLE, LIST DATE:

 _____/_____/24 _____/_____/24
 ACQUIRED DISPOSED

▶ NAME OF BUSINESS ENTITY

McDonalds Inc.

GENERAL DESCRIPTION OF THIS BUSINESS

Food

FAIR MARKET VALUE

☒ \$2,000 - \$10,000 ☐ \$10,001 - \$100,000
☐ \$100,001 - \$1,000,000 ☐ Over \$1,000,000

NATURE OF INVESTMENT

☒ Stock ☐ Other _____ (Describe)
☐ Partnership ☐ Income Received of \$0 - \$499
☐ Income Received of \$500 or More (Report on Schedule C)

IF APPLICABLE, LIST DATE:

 _____/_____/24 _____/_____/24
 ACQUIRED DISPOSED

▶ NAME OF BUSINESS ENTITY

Merck & Co.

GENERAL DESCRIPTION OF THIS BUSINESS

Pharmaceutical

FAIR MARKET VALUE

☐ \$2,000 - \$10,000 ☒ \$10,001 - \$100,000
☐ \$100,001 - \$1,000,000 ☐ Over \$1,000,000

NATURE OF INVESTMENT

☒ Stock ☐ Other _____ (Describe)
☐ Partnership ☐ Income Received of \$0 - \$499
☐ Income Received of \$500 or More (Report on Schedule C)

IF APPLICABLE, LIST DATE:

 _____/_____/24 _____/_____/24
 ACQUIRED DISPOSED

▶ NAME OF BUSINESS ENTITY

Dick's Sporting Goods Inc.

GENERAL DESCRIPTION OF THIS BUSINESS

Retail

FAIR MARKET VALUE

☐ \$2,000 - \$10,000 ☒ \$10,001 - \$100,000
☐ \$100,001 - \$1,000,000 ☐ Over \$1,000,000

NATURE OF INVESTMENT

☒ Stock ☐ Other _____ (Describe)
☐ Partnership ☐ Income Received of \$0 - \$499
☐ Income Received of \$500 or More (Report on Schedule C)

IF APPLICABLE, LIST DATE:

 _____/_____/24 _____/_____/24
 ACQUIRED DISPOSED

Comments: _____

SCHEDULE A-1

Investments

Stocks, Bonds, and Other Interests (Ownership Interest is Less Than 10%)

Investments must be itemized.

Do not attach brokerage or financial statements.

CALIFORNIA FORM 700
FAIR POLITICAL PRACTICES COMMISSION

Name

Morris, Jeffrey

► NAME OF BUSINESS ENTITY

Nike Inc.

GENERAL DESCRIPTION OF THIS BUSINESS

Retail

FAIR MARKET VALUE

☐ \$2,000 - \$10,000 ☒ \$10,001 - \$100,000
☐ \$100,001 - \$1,000,000 ☐ Over \$1,000,000

NATURE OF INVESTMENT

☒ Stock ☐ Other _____ (Describe)

☐ Partnership ☐ Income Received of \$0 - \$499
☐ Income Received of \$500 or More (Report on Schedule C)

IF APPLICABLE, LIST DATE:

_____/_____/24 _____/_____/24
ACQUIRED DISPOSED

► NAME OF BUSINESS ENTITY

Home Depot Inc.

GENERAL DESCRIPTION OF THIS BUSINESS

Home Improvement

FAIR MARKET VALUE

☐ \$2,000 - \$10,000 ☒ \$10,001 - \$100,000
☐ \$100,001 - \$1,000,000 ☐ Over \$1,000,000

NATURE OF INVESTMENT

☒ Stock ☐ Other _____ (Describe)

☐ Partnership ☐ Income Received of \$0 - \$499
☐ Income Received of \$500 or More (Report on Schedule C)

IF APPLICABLE, LIST DATE:

_____/_____/24 _____/_____/24
ACQUIRED DISPOSED

► NAME OF BUSINESS ENTITY

Costco Corp.

GENERAL DESCRIPTION OF THIS BUSINESS

Retail

FAIR MARKET VALUE

☐ \$2,000 - \$10,000 ☒ \$10,001 - \$100,000
☐ \$100,001 - \$1,000,000 ☐ Over \$1,000,000

NATURE OF INVESTMENT

☒ Stock ☐ Other _____ (Describe)

☐ Partnership ☐ Income Received of \$0 - \$499
☐ Income Received of \$500 or More (Report on Schedule C)

IF APPLICABLE, LIST DATE:

_____/_____/24 _____/_____/24
ACQUIRED DISPOSED

► NAME OF BUSINESS ENTITY

Walt Disney Co.

GENERAL DESCRIPTION OF THIS BUSINESS

Retail

FAIR MARKET VALUE

☐ \$2,000 - \$10,000 ☒ \$10,001 - \$100,000
☐ \$100,001 - \$1,000,000 ☐ Over \$1,000,000

NATURE OF INVESTMENT

☒ Stock ☐ Other _____ (Describe)

☐ Partnership ☐ Income Received of \$0 - \$499
☐ Income Received of \$500 or More (Report on Schedule C)

IF APPLICABLE, LIST DATE:

_____/_____/24 _____/_____/24
ACQUIRED DISPOSED

► NAME OF BUSINESS ENTITY

Chevron

GENERAL DESCRIPTION OF THIS BUSINESS

Energy

FAIR MARKET VALUE

☐ \$2,000 - \$10,000 ☒ \$10,001 - \$100,000
☐ \$100,001 - \$1,000,000 ☐ Over \$1,000,000

NATURE OF INVESTMENT

☒ Stock ☐ Other _____ (Describe)

☐ Partnership ☐ Income Received of \$0 - \$499
☐ Income Received of \$500 or More (Report on Schedule C)

IF APPLICABLE, LIST DATE:

_____/_____/24 _____/_____/24
ACQUIRED DISPOSED

► NAME OF BUSINESS ENTITY

Credit Suisse

GENERAL DESCRIPTION OF THIS BUSINESS

Financial

FAIR MARKET VALUE

☐ \$2,000 - \$10,000 ☒ \$10,001 - \$100,000
☐ \$100,001 - \$1,000,000 ☐ Over \$1,000,000

NATURE OF INVESTMENT

☒ Stock ☐ Other _____ (Describe)

☐ Partnership ☐ Income Received of \$0 - \$499
☐ Income Received of \$500 or More (Report on Schedule C)

IF APPLICABLE, LIST DATE:

_____/_____/24 _____/_____/24
ACQUIRED DISPOSED

Comments: _____

SCHEDULE A-1**Investments****Stocks, Bonds, and Other Interests**
(Ownership Interest is Less Than 10%)*Investments must be itemized.**Do not attach brokerage or financial statements.***CALIFORNIA FORM 700**

FAIR POLITICAL PRACTICES COMMISSION

Name

Morris, Jeffrey

▶ NAME OF BUSINESS ENTITY

Intel Corp.

GENERAL DESCRIPTION OF THIS BUSINESS

Tech

FAIR MARKET VALUE

☒ \$2,000 - \$10,000 ☐ \$10,001 - \$100,000
☐ \$100,001 - \$1,000,000 ☐ Over \$1,000,000

NATURE OF INVESTMENT

☒ Stock ☐ Other _____ (Describe)
☐ Partnership ☐ Income Received of \$0 - \$499
☐ Income Received of \$500 or More (Report on Schedule C)

IF APPLICABLE, LIST DATE:

 / / 24 / / 24
 ACQUIRED DISPOSED

▶ NAME OF BUSINESS ENTITY

Pepsico

GENERAL DESCRIPTION OF THIS BUSINESS

Food

FAIR MARKET VALUE

☐ \$2,000 - \$10,000 ☒ \$10,001 - \$100,000
☐ \$100,001 - \$1,000,000 ☐ Over \$1,000,000

NATURE OF INVESTMENT

☒ Stock ☐ Other _____ (Describe)
☐ Partnership ☐ Income Received of \$0 - \$499
☐ Income Received of \$500 or More (Report on Schedule C)

IF APPLICABLE, LIST DATE:

 / / 24 / / 24
 ACQUIRED DISPOSED

▶ NAME OF BUSINESS ENTITY

Wells Fargo Inc.

GENERAL DESCRIPTION OF THIS BUSINESS

Financial

FAIR MARKET VALUE

☐ \$2,000 - \$10,000 ☒ \$10,001 - \$100,000
☐ \$100,001 - \$1,000,000 ☐ Over \$1,000,000

NATURE OF INVESTMENT

☒ Stock ☐ Other _____ (Describe)
☐ Partnership ☐ Income Received of \$0 - \$499
☐ Income Received of \$500 or More (Report on Schedule C)

IF APPLICABLE, LIST DATE:

 / / 24 / / 24
 ACQUIRED DISPOSED

▶ NAME OF BUSINESS ENTITY

Pepsico

GENERAL DESCRIPTION OF THIS BUSINESS

Food

FAIR MARKET VALUE

☐ \$2,000 - \$10,000 ☒ \$10,001 - \$100,000
☐ \$100,001 - \$1,000,000 ☐ Over \$1,000,000

NATURE OF INVESTMENT

☒ Stock ☐ Other _____ (Describe)
☐ Partnership ☐ Income Received of \$0 - \$499
☐ Income Received of \$500 or More (Report on Schedule C)

IF APPLICABLE, LIST DATE:

 / / 24 / / 24
 ACQUIRED DISPOSED

▶ NAME OF BUSINESS ENTITY

Amazon Inc.

GENERAL DESCRIPTION OF THIS BUSINESS

Tech/Retail

FAIR MARKET VALUE

☐ \$2,000 - \$10,000 ☒ \$10,001 - \$100,000
☐ \$100,001 - \$1,000,000 ☐ Over \$1,000,000

NATURE OF INVESTMENT

☒ Stock ☐ Other _____ (Describe)
☐ Partnership ☐ Income Received of \$0 - \$499
☐ Income Received of \$500 or More (Report on Schedule C)

IF APPLICABLE, LIST DATE:

 / / 24 / / 24
 ACQUIRED DISPOSED

▶ NAME OF BUSINESS ENTITY

Visa Inc.

GENERAL DESCRIPTION OF THIS BUSINESS

Financial

FAIR MARKET VALUE

☐ \$2,000 - \$10,000 ☐ \$10,001 - \$100,000
☒ \$100,001 - \$1,000,000 ☐ Over \$1,000,000

NATURE OF INVESTMENT

☒ Stock ☐ Other _____ (Describe)
☐ Partnership ☐ Income Received of \$0 - \$499
☐ Income Received of \$500 or More (Report on Schedule C)

IF APPLICABLE, LIST DATE:

 / / 24 / / 24
 ACQUIRED DISPOSED

Comments: _____

SCHEDULE A-1**Investments****Stocks, Bonds, and Other Interests**
(Ownership Interest is Less Than 10%)*Investments must be itemized.**Do not attach brokerage or financial statements.***CALIFORNIA FORM 700**

FAIR POLITICAL PRACTICES COMMISSION

Name

Morris, Jeffrey

▶ NAME OF BUSINESS ENTITY

T Rowe Price Group Inc.

GENERAL DESCRIPTION OF THIS BUSINESS

Financial

FAIR MARKET VALUE

☐ \$2,000 - \$10,000 ☒ \$10,001 - \$100,000
☐ \$100,001 - \$1,000,000 ☐ Over \$1,000,000

NATURE OF INVESTMENT

☒ Stock ☐ Other _____ (Describe)
☐ Partnership ☐ Income Received of \$0 - \$499
☐ Income Received of \$500 or More (Report on Schedule C)

IF APPLICABLE, LIST DATE:

 ____/____/24 ____/____/24
 ACQUIRED DISPOSED

▶ NAME OF BUSINESS ENTITY

eBay Inc.

GENERAL DESCRIPTION OF THIS BUSINESS

Tech/Retail

FAIR MARKET VALUE

☐ \$2,000 - \$10,000 ☒ \$10,001 - \$100,000
☐ \$100,001 - \$1,000,000 ☐ Over \$1,000,000

NATURE OF INVESTMENT

☒ Stock ☐ Other _____ (Describe)
☐ Partnership ☐ Income Received of \$0 - \$499
☐ Income Received of \$500 or More (Report on Schedule C)

IF APPLICABLE, LIST DATE:

 ____/____/24 ____/____/24
 ACQUIRED DISPOSED

▶ NAME OF BUSINESS ENTITY

Accenture PLC

GENERAL DESCRIPTION OF THIS BUSINESS

Financial

FAIR MARKET VALUE

☐ \$2,000 - \$10,000 ☒ \$10,001 - \$100,000
☐ \$100,001 - \$1,000,000 ☐ Over \$1,000,000

NATURE OF INVESTMENT

☒ Stock ☐ Other _____ (Describe)
☐ Partnership ☐ Income Received of \$0 - \$499
☐ Income Received of \$500 or More (Report on Schedule C)

IF APPLICABLE, LIST DATE:

 ____/____/24 ____/____/24
 ACQUIRED DISPOSED

▶ NAME OF BUSINESS ENTITY

PNC Financial Services

GENERAL DESCRIPTION OF THIS BUSINESS

Financial

FAIR MARKET VALUE

☐ \$2,000 - \$10,000 ☒ \$10,001 - \$100,000
☐ \$100,001 - \$1,000,000 ☐ Over \$1,000,000

NATURE OF INVESTMENT

☒ Stock ☐ Other _____ (Describe)
☐ Partnership ☐ Income Received of \$0 - \$499
☐ Income Received of \$500 or More (Report on Schedule C)

IF APPLICABLE, LIST DATE:

 ____/____/24 ____/____/24
 ACQUIRED DISPOSED

▶ NAME OF BUSINESS ENTITY

JP Morgan Chase & Co.

GENERAL DESCRIPTION OF THIS BUSINESS

Financial

FAIR MARKET VALUE

☒ \$2,000 - \$10,000 ☐ \$10,001 - \$100,000
☐ \$100,001 - \$1,000,000 ☐ Over \$1,000,000

NATURE OF INVESTMENT

☒ Stock ☐ Other _____ (Describe)
☐ Partnership ☐ Income Received of \$0 - \$499
☐ Income Received of \$500 or More (Report on Schedule C)

IF APPLICABLE, LIST DATE:

 ____/____/24 ____/____/24
 ACQUIRED DISPOSED

▶ NAME OF BUSINESS ENTITY

BlackRock Inc.

GENERAL DESCRIPTION OF THIS BUSINESS

Financial

FAIR MARKET VALUE

☐ \$2,000 - \$10,000 ☒ \$10,001 - \$100,000
☐ \$100,001 - \$1,000,000 ☐ Over \$1,000,000

NATURE OF INVESTMENT

☒ Stock ☐ Other _____ (Describe)
☐ Partnership ☐ Income Received of \$0 - \$499
☐ Income Received of \$500 or More (Report on Schedule C)

IF APPLICABLE, LIST DATE:

 ____/____/24 ____/____/24
 ACQUIRED DISPOSED

Comments: _____

SCHEDULE A-1

Investments

Stocks, Bonds, and Other Interests

(Ownership Interest is Less Than 10%)

Investments must be itemized.

Do not attach brokerage or financial statements.

CALIFORNIA FORM 700
FAIR POLITICAL PRACTICES COMMISSION

Name

Morris, Jeffrey

NAME OF BUSINESS ENTITY

Sales Force Com

GENERAL DESCRIPTION OF THIS BUSINESS

Tech

FAIR MARKET VALUE

☐ \$2,000 - \$10,000 ☒ \$10,001 - \$100,000
☐ \$100,001 - \$1,000,000 ☐ Over \$1,000,000

NATURE OF INVESTMENT

☒ Stock ☐ Other (Describe)

☐ Partnership ☐ Income Received of \$0 - \$499
☐ Income Received of \$500 or More (Report on Schedule C)

IF APPLICABLE, LIST DATE:

/ / 24
ACQUIRED DISPOSED

NAME OF BUSINESS ENTITY

Visa Inc.

GENERAL DESCRIPTION OF THIS BUSINESS

Financial

FAIR MARKET VALUE

☐ \$2,000 - \$10,000 ☒ \$10,001 - \$100,000
☐ \$100,001 - \$1,000,000 ☐ Over \$1,000,000

NATURE OF INVESTMENT

☒ Stock ☐ Other (Describe)

☐ Partnership ☐ Income Received of \$0 - \$499
☐ Income Received of \$500 or More (Report on Schedule C)

IF APPLICABLE, LIST DATE:

/ / 24
ACQUIRED DISPOSED

NAME OF BUSINESS ENTITY

Verizon Communications

GENERAL DESCRIPTION OF THIS BUSINESS

Communications

FAIR MARKET VALUE

☐ \$2,000 - \$10,000 ☒ \$10,001 - \$100,000
☐ \$100,001 - \$1,000,000 ☐ Over \$1,000,000

NATURE OF INVESTMENT

☒ Stock ☐ Other (Describe)

☐ Partnership ☐ Income Received of \$0 - \$499
☐ Income Received of \$500 or More (Report on Schedule C)

IF APPLICABLE, LIST DATE:

/ / 24
ACQUIRED DISPOSED

NAME OF BUSINESS ENTITY

General Electric Co.

GENERAL DESCRIPTION OF THIS BUSINESS

Industrial

FAIR MARKET VALUE

☒ \$2,000 - \$10,000 ☐ \$10,001 - \$100,000
☐ \$100,001 - \$1,000,000 ☐ Over \$1,000,000

NATURE OF INVESTMENT

☒ Stock ☐ Other (Describe)

☐ Partnership ☐ Income Received of \$0 - \$499
☐ Income Received of \$500 or More (Report on Schedule C)

IF APPLICABLE, LIST DATE:

/ / 24
ACQUIRED DISPOSED

NAME OF BUSINESS ENTITY

US Bancorp

GENERAL DESCRIPTION OF THIS BUSINESS

Financial

FAIR MARKET VALUE

☐ \$2,000 - \$10,000 ☒ \$10,001 - \$100,000
☐ \$100,001 - \$1,000,000 ☐ Over \$1,000,000

NATURE OF INVESTMENT

☒ Stock ☐ Other (Describe)

☐ Partnership ☐ Income Received of \$0 - \$499
☐ Income Received of \$500 or More (Report on Schedule C)

IF APPLICABLE, LIST DATE:

/ / 24
ACQUIRED DISPOSED

NAME OF BUSINESS ENTITY

Apple, Inc.

GENERAL DESCRIPTION OF THIS BUSINESS

Tech

FAIR MARKET VALUE

☐ \$2,000 - \$10,000 ☒ \$10,001 - \$100,000
☐ \$100,001 - \$1,000,000 ☐ Over \$1,000,000

NATURE OF INVESTMENT

☒ Stock ☐ Other (Describe)

☐ Partnership ☐ Income Received of \$0 - \$499
☐ Income Received of \$500 or More (Report on Schedule C)

IF APPLICABLE, LIST DATE:

/ / 24
ACQUIRED DISPOSED

Comments:

SCHEDULE A-1

Investments

Stocks, Bonds, and Other Interests

(Ownership Interest is Less Than 10%)

Investments must be itemized.

Do not attach brokerage or financial statements.

CALIFORNIA FORM 700

FAIR POLITICAL PRACTICES COMMISSION

Name _____

Morris, Jeffrey

<p>► NAME OF BUSINESS ENTITY</p> <p><u>Coach Inc.</u></p> <p>GENERAL DESCRIPTION OF THIS BUSINESS</p> <p><u>retail</u></p> <p>FAIR MARKET VALUE</p> <p><input checked="" type="checkbox"/> \$2,000 - \$10,000 <input type="checkbox"/> \$10,001 - \$100,000</p> <p><input type="checkbox"/> \$100,001 - \$1,000,000 <input type="checkbox"/> Over \$1,000,000</p> <p>NATURE OF INVESTMENT</p> <p><input checked="" type="checkbox"/> Stock <input type="checkbox"/> Other _____ (Describe)</p> <p><input type="checkbox"/> Partnership <input type="checkbox"/> Income Received of \$0 - \$499</p> <p><input type="checkbox"/> Income Received of \$500 or More (Report on Schedule C)</p> <p>IF APPLICABLE, LIST DATE:</p> <p><u> </u> / <u> </u> / <u>24</u> <u> </u> / <u> </u> / <u>24</u></p> <p>ACQUIRED DISPOSED</p>	<p>► NAME OF BUSINESS ENTITY</p> <p>GENERAL DESCRIPTION OF THIS BUSINESS</p> <p>FAIR MARKET VALUE</p> <p><input type="checkbox"/> \$2,000 - \$10,000 <input type="checkbox"/> \$10,001 - \$100,000</p> <p><input type="checkbox"/> \$100,001 - \$1,000,000 <input type="checkbox"/> Over \$1,000,000</p> <p>NATURE OF INVESTMENT</p> <p><input type="checkbox"/> Stock <input type="checkbox"/> Other _____ (Describe)</p> <p><input type="checkbox"/> Partnership <input type="checkbox"/> Income Received of \$0 - \$499</p> <p><input type="checkbox"/> Income Received of \$500 or More (Report on Schedule C)</p> <p>IF APPLICABLE, LIST DATE:</p> <p><u> </u> / <u> </u> / <u>24</u> <u> </u> / <u> </u> / <u>24</u></p> <p>ACQUIRED DISPOSED</p>
<p>► NAME OF BUSINESS ENTITY</p> <p>GENERAL DESCRIPTION OF THIS BUSINESS</p> <p>FAIR MARKET VALUE</p> <p><input type="checkbox"/> \$2,000 - \$10,000 <input type="checkbox"/> \$10,001 - \$100,000</p> <p><input type="checkbox"/> \$100,001 - \$1,000,000 <input type="checkbox"/> Over \$1,000,000</p> <p>NATURE OF INVESTMENT</p> <p><input type="checkbox"/> Stock <input type="checkbox"/> Other _____ (Describe)</p> <p><input type="checkbox"/> Partnership <input type="checkbox"/> Income Received of \$0 - \$499</p> <p><input type="checkbox"/> Income Received of \$500 or More (Report on Schedule C)</p> <p>IF APPLICABLE, LIST DATE:</p> <p><u> </u> / <u> </u> / <u>24</u> <u> </u> / <u> </u> / <u>24</u></p> <p>ACQUIRED DISPOSED</p>	<p>► NAME OF BUSINESS ENTITY</p> <p>GENERAL DESCRIPTION OF THIS BUSINESS</p> <p>FAIR MARKET VALUE</p> <p><input type="checkbox"/> \$2,000 - \$10,000 <input type="checkbox"/> \$10,001 - \$100,000</p> <p><input type="checkbox"/> \$100,001 - \$1,000,000 <input type="checkbox"/> Over \$1,000,000</p> <p>NATURE OF INVESTMENT</p> <p><input type="checkbox"/> Stock <input type="checkbox"/> Other _____ (Describe)</p> <p><input type="checkbox"/> Partnership <input type="checkbox"/> Income Received of \$0 - \$499</p> <p><input type="checkbox"/> Income Received of \$500 or More (Report on Schedule C)</p> <p>IF APPLICABLE, LIST DATE:</p> <p><u> </u> / <u> </u> / <u>24</u> <u> </u> / <u> </u> / <u>24</u></p> <p>ACQUIRED DISPOSED</p>
<p>► NAME OF BUSINESS ENTITY</p> <p>GENERAL DESCRIPTION OF THIS BUSINESS</p> <p>FAIR MARKET VALUE</p> <p><input type="checkbox"/> \$2,000 - \$10,000 <input type="checkbox"/> \$10,001 - \$100,000</p> <p><input type="checkbox"/> \$100,001 - \$1,000,000 <input type="checkbox"/> Over \$1,000,000</p> <p>NATURE OF INVESTMENT</p> <p><input type="checkbox"/> Stock <input type="checkbox"/> Other _____ (Describe)</p> <p><input type="checkbox"/> Partnership <input type="checkbox"/> Income Received of \$0 - \$499</p> <p><input type="checkbox"/> Income Received of \$500 or More (Report on Schedule C)</p> <p>IF APPLICABLE, LIST DATE:</p> <p><u> </u> / <u> </u> / <u>24</u> <u> </u> / <u> </u> / <u>24</u></p> <p>ACQUIRED DISPOSED</p>	<p>► NAME OF BUSINESS ENTITY</p> <p>GENERAL DESCRIPTION OF THIS BUSINESS</p> <p>FAIR MARKET VALUE</p> <p><input type="checkbox"/> \$2,000 - \$10,000 <input type="checkbox"/> \$10,001 - \$100,000</p> <p><input type="checkbox"/> \$100,001 - \$1,000,000 <input type="checkbox"/> Over \$1,000,000</p> <p>NATURE OF INVESTMENT</p> <p><input type="checkbox"/> Stock <input type="checkbox"/> Other _____ (Describe)</p> <p><input type="checkbox"/> Partnership <input type="checkbox"/> Income Received of \$0 - \$499</p> <p><input type="checkbox"/> Income Received of \$500 or More (Report on Schedule C)</p> <p>IF APPLICABLE, LIST DATE:</p> <p><u> </u> / <u> </u> / <u>24</u> <u> </u> / <u> </u> / <u>24</u></p> <p>ACQUIRED DISPOSED</p>

Comments: _____



Assessment Appeals Board

City & County of San Francisco
1 Dr. Carlton B. Goodlett Pl., City Hall, Room # 405
San Francisco, California 94102
Phone: (415) 554-6778 / Fax: (415) 554-6775 / Email: aab@sfgov.org

ASSESSMENT APPEALS BOARD MEMBER APPLICATION

Complete and return this application to the Assessment Appeals Board

Application for Appointment to: ☒ Board 1 or ☐ Board 1 Alternate
(Please check one) ☐ Board 2 or ☐ Board 2 Alternate
☐ Board 3 or ☐ Board 3 Alternate

Full Name: Nicholas Goldman

Zip Code: 94114

Occupation: Estate Planning Attorney

Work Phone: 415-483-2099

Employer: Self-employed

Business Address: 2261 Market Street, #14, San Francisco, CA

Zip Code: 94114

Business Email: nicholas@nicholasgoldmanlaw.com Home Email:

Form 700 is required to accompany your application. Have you attached the Form 700? ☒ Yes ☐ No

Pursuant to Ordinance No. 393-98 the following qualifications are required:

A person shall not be eligible for nomination for membership on an assessment appeals board unless he or she has a minimum of five years' professional experience in this state as one of the following: (1) certified public accountant or public accountant; (2) licensed real estate broker; (3) attorney; or (4) property appraiser accredited by a nationally recognized professional organization, or property appraiser certified by either the Office of Real Estate Appraiser or by the State Board of Equalization. Documentation of qualifying experience must be submitted with this application form. This requirement does not apply to incumbent board members nominated for appointments to their same seats.

Please state your qualifications (including occupation and education if applicable):

I earned my JD from San Francisco Law School in 2014. I earned my LLM in Wealth Management from Texas A&M in 2024.

Prior to attending law school I was a Realtor and loan originator for three years. I worked on selling, buying and financing residential and commercial properties. By working in that field I became familiar with the basics of property evaluation.

Upon graduating law school I practiced real estate law in San Francisco, with an emphasis on landlord/tenant law. I represented both landlords and tenants.

When I practiced real estate law I was involved with settlements and trials, which familiarized me with the trial process.

I served on the Sunshine Ordinance Task Force from 2006 to 2010. The SOTF is a semi-adjudicative body, so I am familiar with commission hearings.

Please state relevant business and/or professional experience:

Prior to attending law school I was a Realtor and loan originator for three years. I worked on selling, buying and financing residential and commercial properties. By working in that field I became familiar with the basics of property evaluation.
Upon graduating law school I practiced real estate law in San Francisco, with an emphasis on landlord/tenant law. I represented both landlords and tenants.
When I practiced real estate law I was involved with settlements and trials, which familiarized me with the trial process.
I served on the Sunshine Ordinance Task Force from 2006 to 2010. The SOTF is a semi-adjudicative body, so I am familiar with commission hearings.

Please state civic activities:

I served on the Sunshine Ordinance Task Force from 2006 to 2010. The SOTF is a semi-adjudicative body, so I am familiar with commission hearings.
I am a volunteer attorney with the Aids Legal Referral Panel helping people with estate planning issues.
I also work on the low-fee panel at the San Francisco Bar Association, helping people of limited means with their estate plans.
I am a member of the Castro Merchants Association and the Peninsula Chapter of the Asian Real Estate Association of America.

Would you be able to attend Day Meetings? ☒ Yes ☐ No Evening Meetings? ☒ Yes ☐ No

How many days a week would you be available for hearings? 5 How many evenings a week? 5

Have you attended an Assessment Appeals Board meeting? ☒ Yes ☐ No

An appearance before the Rules Committee may be required at a scheduled public hearing, prior to the Board of Supervisors considering the recommended appointment. Applications should be received ten (10) days prior to the scheduled public hearing.

Date: 8/29/2025

Applicant's Signature: _____



(Manually sign or type your complete name).

NOTE: by typing your complete name, you are hereby consenting to use of electronic signature)

PLEASE NOTE: This application will be retained for one year. Once completed, this form, including all attachments, becomes public record.

FOR OFFICE USE ONLY:

Appointed to Seat #: _____ Term Expires: _____ Date Vacated: _____

CALIFORNIA FORM 700
 FAIR POLITICAL PRACTICES COMMISSION

STATEMENT OF ECONOMIC INTERESTS
COVER PAGE
A Public Document

 Date Initial Filing Received
Filing Official Use Only

 E-Filed
 11/25/2024
 14:04:10

 Filing ID:
 212544509

Please type or print in ink.

NAME OF FILER	(LAST)	(FIRST)	(MIDDLE)
Goldman, Nicholas			

1. Office, Agency, or Court

Agency Name (Do not use acronyms)

City and County of San Francisco

Division, Board, Department, District, if applicable

Your Position

Assessment Appeals Board

Member

► If filing for multiple positions, list below or on an attachment. (Do not use acronyms)

Agency: _____ Position: _____

2. Jurisdiction of Office (Check at least one box)☐ State☐ Judge, Retired Judge, Pro Tem Judge, or Court Commissioner
(Statewide Jurisdiction)☒ Multi-County CA☒ County of San Francisco☒ City of San Francisco☐ Other _____**3. Type of Statement (Check at least one box)**☐ Annual: The period covered is January 1, 2023 through December 31, 2023.☐ Leaving Office: Date Left ____/____/____
(Check one circle)

-or-

The period covered is ____/____/____, through December 31, 2023.

☐ The period covered is January 1, 2023 through the date of leaving office.☒ Assuming Office: Date assumed 11 / 20 / 2024☐ The period covered is ____/____/____, through the date of leaving office.☐ Candidate: Date of Election _____ and office sought, if different than Part 1: _____**4. Schedule Summary (required)**► Total number of pages including this cover page: 3**Schedules attached**☐ Schedule A-1 - Investments - schedule attached☐ Schedule C - Income, Loans, & Business Positions - schedule attached☒ Schedule A-2 - Investments - schedule attached☐ Schedule D - Income - Gifts - schedule attached☒ Schedule B - Real Property - schedule attached☐ Schedule E - Income - Gifts - Travel Payments - schedule attached

-or-

☐ None - No reportable interests on any schedule**5. Verification**

MAILING ADDRESS	STREET	CITY	STATE	ZIP CODE
(Business or Agency Address Recommended - Public Document)				

San Francisco

CA

94102

DAYTIME TELEPHONE NUMBER

E-MAIL ADDRESS

()

I have used all reasonable diligence in preparing this statement. I have reviewed this statement and to the best of my knowledge the information contained herein and in any attached schedules is true and complete. I acknowledge this is a public document.

I certify under penalty of perjury under the laws of the State of California that the foregoing is true and correct.

 Date Signed 11/25/2024
 (month, day, year)

 Signature Nicholas Goldman
 (File the originally signed paper statement with your filing official.)

SCHEDULE A-2

Investments, Income, and Assets of Business Entities/Trusts

(Ownership Interest is 10% or Greater)

CALIFORNIA FORM 700
FAIR POLITICAL PRACTICES COMMISSION
Name Goldman, Nicholas

▶ 1. BUSINESS ENTITY OR TRUST

Nicholas Goldman Law

Name

San Francisco, CA 94114

Address (Business Address Acceptable)

Check one

☐ Trust, go to 2 ☒ Business Entity, complete the box, then go to 2
GENERAL DESCRIPTION OF THIS BUSINESS

Law Firm

FAIR MARKET VALUE

IF APPLICABLE, LIST DATE:

☐ \$0 - \$1,999☐ \$2,000 - \$10,000☐ \$10,001 - \$100,000☒ \$100,001 - \$1,000,000☐ Over \$1,000,000
 ____/____/23
 ACQUIRED

 ____/____/23
 DISPOSED

NATURE OF INVESTMENT

☐ Partnership☒ Sole Proprietorship☐ _____

Other

YOUR BUSINESS POSITION Owner**▶ 2. IDENTIFY THE GROSS INCOME RECEIVED (INCLUDE YOUR PRO RATA SHARE OF THE GROSS INCOME TO THE ENTITY/TRUST)**☐ \$0 - \$499☐ \$10,001 - \$100,000☐ \$500 - \$1,000☒ OVER \$100,000☐ \$1,001 - \$10,000**▶ 3. LIST THE NAME OF EACH REPORTABLE SINGLE SOURCE OF INCOME OF \$10,000 OR MORE (Attach a separate sheet if necessary.)**☒ None or ☐ Names listed below**▶ 4. INVESTMENTS AND INTERESTS IN REAL PROPERTY HELD OR LEASED BY THE BUSINESS ENTITY OR TRUST**

Check one box:

☐ INVESTMENT☐ REAL PROPERTYName of Business Entity, if Investment, or
Assessor's Parcel Number or Street Address of Real PropertyDescription of Business Activity or
City or Other Precise Location of Real Property

FAIR MARKET VALUE

IF APPLICABLE, LIST DATE:

☐ \$2,000 - \$10,000☐ \$10,001 - \$100,000☐ \$100,001 - \$1,000,000☐ Over \$1,000,000
 ____/____/23
 ACQUIRED

 ____/____/23
 DISPOSED

NATURE OF INTEREST

☐ Property Ownership/Deed of Trust☐ Stock☐ Partnership☐ Leasehold

Yrs. remaining

☐ Other☐ Check box if additional schedules reporting investments or real property are attached**▶ 1. BUSINESS ENTITY OR TRUST**

Name

Address (Business Address Acceptable)

Check one

☐ Trust, go to 2 ☐ Business Entity, complete the box, then go to 2
GENERAL DESCRIPTION OF THIS BUSINESS

FAIR MARKET VALUE

IF APPLICABLE, LIST DATE:

☐ \$0 - \$1,999☐ \$2,000 - \$10,000☐ \$10,001 - \$100,000☐ \$100,001 - \$1,000,000☐ Over \$1,000,000
 ____/____/23
 ACQUIRED

 ____/____/23
 DISPOSED

NATURE OF INVESTMENT

☐ Partnership☐ Sole Proprietorship☐ _____

Other

YOUR BUSINESS POSITION _____

▶ 2. IDENTIFY THE GROSS INCOME RECEIVED (INCLUDE YOUR PRO RATA SHARE OF THE GROSS INCOME TO THE ENTITY/TRUST)☐ \$0 - \$499☐ \$10,001 - \$100,000☐ \$500 - \$1,000☐ OVER \$100,000☐ \$1,001 - \$10,000**▶ 3. LIST THE NAME OF EACH REPORTABLE SINGLE SOURCE OF INCOME OF \$10,000 OR MORE (Attach a separate sheet if necessary.)**☐ None or ☐ Names listed below**▶ 4. INVESTMENTS AND INTERESTS IN REAL PROPERTY HELD OR LEASED BY THE BUSINESS ENTITY OR TRUST**

Check one box:

☐ INVESTMENT☐ REAL PROPERTYName of Business Entity, if Investment, or
Assessor's Parcel Number or Street Address of Real PropertyDescription of Business Activity or
City or Other Precise Location of Real Property

FAIR MARKET VALUE

IF APPLICABLE, LIST DATE:

☐ \$2,000 - \$10,000☐ \$10,001 - \$100,000☐ \$100,001 - \$1,000,000☐ Over \$1,000,000
 ____/____/23
 ACQUIRED

 ____/____/23
 DISPOSED

NATURE OF INTEREST

☐ Property Ownership/Deed of Trust☐ Stock☐ Partnership☐ Leasehold

Yrs. remaining

☐ Other☐ Check box if additional schedules reporting investments or real property are attached

Comments: _____

SCHEDULE B

Interests in Real Property

(Including Rental Income)

Name

Goldman, Nicholas

▶ ASSESSOR'S PARCEL NUMBER OR STREET ADDRESS

3876 18th Street, #104

CITY

San Francisco

FAIR MARKET VALUE

☐ \$2,000 - \$10,000☐ \$10,001 - \$100,000☒ \$100,001 - \$1,000,000☐ Over \$1,000,000

IF APPLICABLE, LIST DATE:

____/____/23

ACQUIRED

____/____/23

DISPOSED

NATURE OF INTEREST

☐ Ownership/Deed of Trust☐ Easement☐ Leasehold _____
Yrs. remaining☒ Life Estate

Other

IF RENTAL PROPERTY, GROSS INCOME RECEIVED

☐ \$0 - \$499☐ \$500 - \$1,000☐ \$1,001 - \$10,000☐ \$10,001 - \$100,000☐ OVER \$100,000

SOURCES OF RENTAL INCOME: If you own a 10% or greater interest, list the name of each tenant that is a single source of income of \$10,000 or more.

☐ None

▶ ASSESSOR'S PARCEL NUMBER OR STREET ADDRESS

CITY

FAIR MARKET VALUE

☐ \$2,000 - \$10,000☐ \$10,001 - \$100,000☐ \$100,001 - \$1,000,000☐ Over \$1,000,000

IF APPLICABLE, LIST DATE:

____/____/23

ACQUIRED

____/____/23

DISPOSED

NATURE OF INTEREST

☐ Ownership/Deed of Trust☐ Easement☐ Leasehold _____
Yrs. remaining☐ _____
Other

IF RENTAL PROPERTY, GROSS INCOME RECEIVED

☐ \$0 - \$499☐ \$500 - \$1,000☐ \$1,001 - \$10,000☐ \$10,001 - \$100,000☐ OVER \$100,000

SOURCES OF RENTAL INCOME: If you own a 10% or greater interest, list the name of each tenant that is a single source of income of \$10,000 or more.

☐ None

* You are not required to report loans from a commercial lending institution made in the lender's regular course of business on terms available to members of the public without regard to your official status. Personal loans and loans received not in a lender's regular course of business must be disclosed as follows:

NAME OF LENDER*

ADDRESS (Business Address Acceptable)

BUSINESS ACTIVITY, IF ANY, OF LENDER

INTEREST RATE

TERM (Months/Years)

_____% ☐ None

HIGHEST BALANCE DURING REPORTING PERIOD

☐ \$500 - \$1,000☐ \$1,001 - \$10,000☐ \$10,001 - \$100,000☐ OVER \$100,000☐ Guarantor, if applicable

NAME OF LENDER*

ADDRESS (Business Address Acceptable)

BUSINESS ACTIVITY, IF ANY, OF LENDER

INTEREST RATE

TERM (Months/Years)

_____% ☐ None

HIGHEST BALANCE DURING REPORTING PERIOD

☐ \$500 - \$1,000☐ \$1,001 - \$10,000☐ \$10,001 - \$100,000☐ OVER \$100,000☐ Guarantor, if applicable

Comments:



ASSESSMENT APPEALS BOARD NO. 1

The below listed summary of seats, term expirations and membership information shall serve as notice of vacancies, upcoming term expirations, and information on currently held seats, appointed by the Board of Supervisors. Appointments by other bodies are listed, if available.

Seat numbers listed as "VACANT" are open for immediate appointment. However, you are able to submit applications for all seats and your application will be maintained for one year, in the event that an unexpected vacancy or opening occurs.

Membership and Seat Qualifications

Seat #	Appointing Authority	Seat Holder	Term Ending	Qualification
1	BOS	VACANT Term expired 9/1/25 Holdover Member Jeffrey Morris	9/4/28	Must have a minimum of five years professional experience in the State of California as one of the following: certified public accountant or public accountant; licensed real estate broker; attorney; or a property appraiser accredited by a nationally recognized professional organization, certified by the Office of Real Estate Appraisers, or certified by the State Board of Equalization. Term: 3-years (beginning on the first Monday in September).

Seat #	Appointing Authority	Seat Holder	Term Ending	Qualification
2	BOS	Adena Gilbert	9/6/27	<p>Must have a minimum of five years professional experience in the State of California as one of the following: certified public accountant or public accountant; licensed real estate broker; attorney; or a property appraiser accredited by a nationally recognized professional organization, certified by the Office of Real Estate Appraisers, or certified by the State Board of Equalization.</p> <p>Term: 3-years (beginning on the first Monday in September).</p>
3	BOS	Stephen Wasserman	9/7/26	<p>Must have a minimum of five years professional experience in the State of California as one of the following: certified public accountant or public accountant; licensed real estate broker; attorney; or a property appraiser accredited by a nationally recognized professional organization, certified by the Office of Real Estate Appraisers, or certified by the State Board of Equalization.</p> <p>Term: 3-years (beginning on the first Monday in September).</p>

Seat #	Appointing Authority	Seat Holder	Term Ending	Qualification
4	BOS	VACANT Term expired 9/1/25 Holdover Member Kristine Nelson	9/4/28	Must have a minimum of five years professional experience in the State of California as one of the following: certified public accountant or public accountant; licensed real estate broker; attorney; or a property appraiser accredited by a nationally recognized professional organization, certified by the Office of Real Estate Appraisers, or certified by the State Board of Equalization. Term: 3-years (beginning on the first Monday in September).
5	BOS	Hilary Winslow	9/6/27	Must have a minimum of five years professional experience in the State of California as one of the following: certified public accountant or public accountant; licensed real estate broker; attorney; or a property appraiser accredited by a nationally recognized professional organization, certified by the Office of Real Estate Appraisers, or certified by the State Board of Equalization. Term: 3-years (beginning on the first Monday in September).

Seat #	Appointing Authority	Seat Holder	Term Ending	Qualification
6	BOS	Quirina Mitchell	9/6/27	Must have a minimum of five years professional experience in the State of California as one of the following: certified public accountant or public accountant; licensed real estate broker; attorney; or a property appraiser accredited by a nationally recognized professional organization, certified by the Office of Real Estate Appraisers, or certified by the State Board of Equalization. (ALTERNATE MEMBER) Term: 3-years (beginning on the first Monday in September).
7	BOS	Richard Lee	9/7/26	Must have a minimum of five years professional experience in the State of California as one of the following: certified public accountant or public accountant; licensed real estate broker; attorney; or a property appraiser accredited by a nationally recognized professional organization, certified by the Office of Real Estate Appraisers, or certified by the State Board of Equalization. (ALTERNATE MEMBER) Term: 3-years (beginning on the first Monday in September).

Seat #	Appointing Authority	Seat Holder	Term Ending	Qualification
8	BOS	Paul Bellar	9/6/27	Must have a minimum of five years professional experience in the State of California as one of the following: certified public accountant or public accountant; licensed real estate broker; attorney; or a property appraiser accredited by a nationally recognized professional organization, certified by the Office of Real Estate Appraisers, or certified by the State Board of Equalization. (ALTERNATE MEMBER) Term: 3-years (beginning on the first Monday in September).

Prohibition: No member shall, within the three years immediately preceding his/her appointment to the Board, have been an employee of an assessor's office.

Interested persons may obtain an application from the Assessment Appeals Board website at <https://www.sfgov.org/aab/sites/default/files/BoardMemberApplication.pdf> (and attached below) and submit to: 1 Dr. Carlton B. Goodlett Place, Room 244, San Francisco, CA 94102-4689. All applicants must be residents of San Francisco, unless otherwise stated.

FORM 700 FILING REQUIREMENT

Pursuant to the Board of Supervisors Rules of Order all applicants applying for this body must complete and submit, with their application, a copy (**not original**) of a Statement of Economic Interests (Form 700). Applications will not be considered if a copy of Form 700 is not received.

FORM 700 AVAILABLE HERE (Required)

<https://www.fppc.ca.gov/Form700.html>

Please Note: Depending upon the posting date, a vacancy may have already been filled. To determine if a vacancy for this Commission is still available, or if you require additional information, please call the Rules Committee Clerk at (415) 554-5184.

Next Steps: Applicants who meet minimum qualifications will be contacted by the Rules Committee Clerk once the Rules Committee Chair determines the date of the hearing. Members of the Rules Committee will consider the appointment(s) at the meeting and applicant(s) may be asked to state their qualifications. The appointment of the individual(s) who is recommended by the Rules Committee will be forwarded to the Board of Supervisors for final approval.

DESCRIPTION:

The Assessment Appeals Board No. 1 consists of eight (8) members (five (5) regular members, and three (3) alternate members) all appointed by the Board of Supervisors. No person may concurrently hold a seat on more than one of the three Assessment Appeals Boards.

The Board members' term of office is three years, beginning on the first Monday in September. In the event of a vacancy, the newly appointed member shall serve for the remainder of the unexpired term.

The Board shall have the following qualifications as stated in the eligibility criteria set forth in California Revenue and Taxation Code, Section 1624.05, as follows: Must have a minimum of five years professional experience in the State of California as one of the following: Certified Public Accountant or Public Accountant; licensed Real Estate Broker; Attorney; or a Property Appraiser accredited by a nationally recognized professional organization, certified by the Office of Real Estate Appraisers, or certified by the State Board of Equalization. Hearing Officers: The regular and alternate members of the Board shall also serve as hearing officers. The Clerk shall designate members to act as hearing officers for particular applications using a rotating system designed to assure that all members with the same priority level have an equal opportunity over time to participate as hearing officers. The Clerk shall designate hearing officers in the following priority order: (1) the regular member of Assessment Appeals Board No. 3; (2) the alternate members of Assessment Appeals Board No. 3; (3) the alternate members of Assessment Appeals Board No. 2; (4) the alternate members of Assessment Appeals Board No. 1; (5) the regular members of Assessment Appeals Board No. 2; and (6) the regular members of Assessment Appeals Board No. 1. In their capacity as assessment hearing officers, the officers shall serve at the pleasure of and by contract with the Board of Supervisors.

DUTIES:

It shall be the duty of each Assessment Appeals Board to equalize the valuation of the taxable property within the City and County for the purposes of taxation in the manner and subject to the limitations contained in Article XIII of the California State Constitution. Assessment Appeals Board No. 1 shall have jurisdiction to hear applications for reduction affecting any property on the secured or unsecured rolls without limitation. In addition, the Clerk shall exclusively assign to Assessment Appeals Board No. 1 any application for reduction that involves real property located all or in part within Assessor's Block Nos. 1-876 or 3701-3899, not including residential property consisting of four units or less; a possessory interest; or property on the secured or unsecured roll assessed at \$50,000,000 or more.

COMPENSATION:

\$175 for each one-half day of service

REPORT:

Pursuant to California Revenue and Taxation Code, Section 1639, the hearing officer shall prepare a summary report of the proceedings together with a recommendation on the application and shall transmit this report and recommendation to the Clerk of the Board of Supervisors.

AUTHORITY:

Administrative Code, Chapter 2B et seq. (Added by Ordinance No. 37-67; Amended by Ordinances Nos. 110-68, 82-94, 86-96, 393-98, 273-99, and 128-13) and California Revenue and Taxation Code, Section 1620-1630.

SUNSET:

None.

CONTACT:

Alistair Gibson
Assessment Appeals Board
City Hall, Room 405
San Francisco, CA 94102
(415) 554-6776
alistair.gibson@sfgov.org

UPDATED:

September 25, 2025



Assessment Appeals Board

City & County of San Francisco

1 Dr. Carlton B. Goodlett Pl., City Hall, Room # 405

San Francisco, California 94102

Phone: (415) 554-6778 / Fax: (415) 554-6775 / Email: aab@sfgov.org

APPLICATION FOR BOARDS / COMMISSIONES / COMMITTEES / TASK FORCES INSTRUCTIONS AND APPLICATION

San Francisco is a diverse City and County with a wide range of people and issues affecting it. In order to take advantage of the extensive experience and knowledge available throughout our communities, various Boards/Commissions/Committees/Task Forces have been established to bring that knowledge together. These groups and their membership requirements are established by legislation approved through the local, state, and/or federal government.

In addition to setting up the purpose and goals of the various groups, the governing legislation outlines the type of person - in terms of desirable skills and/or knowledge - who can contribute their knowledge and perspective. In this manner, a group of San Franciscans, who are representative of the City and County, can be active participants in addressing issues affecting the entire City and County.

If you are interested in serving the City and County of San Francisco, the following procedures are provided:

1. A list of vacancies and expected vacancies, with their qualifications, can be found at the Office of the Clerk of the Board of Supervisors, at the San Francisco Main Public Library, and online on the Board of Supervisors' website (<http://www.sfbos.org/vacancy>). Please review this list for positions of interest.
2. Submit an application (<https://www.sfgov.org/aab/sites/default/files/BoardMemberApplication.pdf>)
(List all of the appropriate seat number(s) and/or category/categories for which you qualify. We request applications be received ten (10) days before the scheduled hearing.)
Applicants may also need to submit a Form 700, Statement of Economic Interests (<https://www.fppc.ca.gov/Form700.html>), along with their application for all bodies listed in [Campaign and Governmental Conduct Code, Section 3.1-103\(a\)\(1\)](#).
3. If the seat(s) you are applying for is vacant and requires the Board of Supervisors' confirmation, the Rules Committee may schedule your application for review. Applicants should expect to appear before the Rules Committee to speak on their qualifications and answer questions during a public hearing.
(There are no set instructions on what you are expected to present to the Rules Committee; however, a brief description of how your qualifications distinguish you from other applicants, reasons for your interest in the subject, and/or a short summarization on why you would make a good candidate is appropriate.)
4. The Rules Committee may or may not make a recommendation for appointments. If a recommendation is made by the Rules Committee, the recommendation is forwarded to the Board of Supervisors for approval. It generally takes approximately 15 days from the date the Rules Committee makes their recommendation, for the individual to become officially appointed.
5. Depending on the type of organization, a new appointee may need to take an Oath of Office.

If there are no vacancies, your application will be retained for one year. If any openings occur during this time, your application will be submitted to the Rules Committee for review.

If you have any further questions, please contact the Rules Committee Clerk at (415) 554-5184. If you require detailed information concerning the operations of a particular Board/Commission/Committee/Task Force, please contact the administering department directly.

(Applications must be submitted to aab@sfgov.org or the mailing address listed above)



Assessment Appeals Board

City & County of San Francisco

1 Dr. Carlton B. Goodlett Pl., City Hall, Room # 405

San Francisco, California 94102

Phone: (415) 554-6778 / Fax: (415) 554-6775 / Email: aab@sfgov.org

ASSESSMENT APPEALS BOARD MEMBER APPLICATION

Complete and return this application to the Assessment Appeals Board

Application for Appointment to:
(Please check one)

☐ Board 1 or ☐ Board 1 Alternate
☐ Board 2 or ☐ Board 2 Alternate
☐ Board 3 or ☐ Board 3 Alternate

Full Name:

Home Address:

Zip Code:

Home Phone:

Occupation:

Work Phone:

Employer:

Business Address:

Zip Code:

Business Email:

Home Email:

Form 700 is required to accompany your application. Have you attached the Form 700? ☐ Yes ☐ No

Pursuant to Ordinance No. 393-98 the following qualifications are required:

A person shall not be eligible for nomination for membership on an assessment appeals board unless he or she has a minimum of five years' professional experience in this state as one of the following: (1) certified public accountant or public accountant; (2) licensed real estate broker; (3) attorney; or (4) property appraiser accredited by a nationally recognized professional organization, or property appraiser certified by either the Office of Real Estate Appraiser or by the State Board of Equalization. Documentation of qualifying experience must be submitted with this application form. This requirement does not apply to incumbent board members nominated for appointments to their same seats.

Please state your qualifications (including occupation and education if applicable):

Please state relevant business and/or professional experience:

Please state civic activities:

Would you be able to attend Day Meetings? ☐ Yes ☐ No Evening Meetings? ☐ Yes ☐ No

How many days a week would you be available for hearings? _____ How many evenings a week? _____

Have you attended an Assessment Appeals Board meeting? ☐ Yes ☐ No

An appearance before the Rules Committee may be required at a scheduled public hearing, prior to the Board of Supervisors considering the recommended appointment. Applications should be received ten (10) days prior to the scheduled public hearing.

Date: _____. Applicant's Signature: _____

(Manually sign or type your complete name).

NOTE: by typing your complete name, you are hereby consenting to use of electronic signature)

PLEASE NOTE: This application will be retained for one year. Once completed, this form, including all attachments, becomes public record.

FOR OFFICE USE ONLY:

Appointed to Seat #: _____ Term Expires: _____ Date Vacated: _____

Information About the Assessment Appeals Boards

Purpose: To provide the taxpayers of San Francisco a process to appeal their property tax assessments.

Procedure: Once an application is filed, a hearing is scheduled to give both the taxpayer and the Assessor the opportunity to present evidence supporting their opinions of the property's value. A panel of three Assessment Appeals Board members, or a hearing officer listens to testimony, reviews documents, and asks questions of the participants. Based on the evidence, the panel or hearing officer determines the final assessed value of the property.

Differences between Boards:

- **Board #1:** Authorized to hear all appeals, regardless of value, type, or location.
- **Board #2:** Authorized to hear appeals for property assessed at less than \$50 million, excluding possessory interests and applications concerning real property located in Assessor's Blocks 1–876 and 3701–3899, inclusive.
- **Board #3:** Same jurisdiction as Board #2. However, its members primarily serve as hearing officers for day and evening hearings involving residential properties of four units or fewer.

Duties of Assessment Appeals Board Members & Alternates: Members and alternates are responsible for listening to testimony, reviewing evidence, and questioning both the taxpayer and the Assessor. Their role is to determine the correct assessment of property in accordance with the California Revenue and Taxation Code.

Duties of the Alternates: Alternates perform the same duties as regular members but serve in place of members who are unavailable for a hearing.

Hearing Officers: All board members and alternates may serve as hearing officers. Hearing officers perform the same functions as a board panel but are limited to cases involving single-family residences, condominiums, cooperatives, or multifamily dwellings of four units or fewer. After hearing the case, the officer issues a recommended value. Either the taxpayer or the Assessor may accept or reject this recommendation. If rejected, the appeal is rescheduled before a three-member panel for a final decision.

Meeting Schedules: The Assessment Appeals Board meets Monday through Friday with two regular sessions each day:

- Morning session: 9:30 A.M.
- Afternoon session 1:30 P.M.

Evening sessions begin at 5:30 P.M. and are held as needed for hearing officers. Sessions continue until all scheduled matters are addressed.

Board Composition: Each board consists of five regular members and three alternates. Members are chosen on a rotating basis from the five regular members to create a three-member panel to hear appeal applications.

Compensation: \$175 for each half-day or evening session of service.

TERM: _____



Gender Analysis
San Francisco Commissions and Boards
FY 2020-2021



London N. Breed
Mayor

City and County of San Francisco
Department on the Status of Women



Dear Honorable Mayor London N. Breed and Board of Supervisors:

Please find attached the 2021 Gender Analysis of Commissions and Boards Report. We are pleased to share that under Mayor Breed's leadership, representation of women, people of color, and women of color on policy bodies continues to increase. Mayoral appointments are more diverse based on gender and race compared to both supervisorial appointments and appointments in general.

Overall, policy bodies have a larger percentage of women, members of the LGBTQIA+ community, and Veterans¹ than the general San Francisco population. The percentage of women of color and people with disabilities appointed to policy bodies is near equal to the general population. Fiscal year 2020-2021 saw the largest increase in representation of women on policy bodies since the Department on the Status of Women started collecting data in 2009. Women of color have the highest representation of appointees to date.

Black and African American women and men are notably well-represented on San Francisco policy bodies. Black women are 8 percent of appointees compared to 2.4 percent of the general San Francisco population, and Black men are 4 percent of appointees compared to 2.5 percent of the general San Francisco population. Additionally, almost 1-in-4 appointees who responded to the survey question identify as a member of the LGBTQIA+ community.

Commissions that oversee the largest budgets have members of the LGBTQIA+ community, people with disabilities, and Veterans represented at higher percentages than the general population.

While San Francisco continues to make strides in diversity, there is still work to do in achieving parity of representation for Latinx and Asian groups in appointed positions overall, as well as women, people of color, and women of color on Commissions overseeing the largest budgets. The Department applauds Mayor Breed for remaining committed to diversifying policy body appointments across all diversity categories, including for positions of influence and authority.

Thank you to Department staff who worked on this report and to members of the Commission on the Status of Women for their ongoing advocacy for intersectional gender equity efforts.

Kimberly Ellis, Director of the Department on the Status of Women

A handwritten signature in black ink, appearing to read "Kim Ellis".

¹ "Veterans" refers to people who have served and/or have an immediate family member who has served in the military.

Table of Contents

I. Introduction.....	1
II. Findings	2
A. Gender.....	2
B. Race and Ethnicity.....	5
C. Race and Ethnicity by Gender	8
D. LGBTQIA+ Identity	10
E. Disability Status	11
F. Veteran Status	12
G. Policy Bodies by Budget.....	14
H. Comparison of Advisory Body, Commission, and Board Demographics	16
I. Demographics of Mayoral, Supervisorial, and Total Appointees.....	17
J. Religious Affiliations	18
III. Methodology and Limitations.....	19
IV. Conclusion	21
V. Appendix.....	23
VI. Acknowledgements.....	29

Table of Figures

Figure 1: Summary Data of Policy Body Demographics, 2021.....	2
Figure 2: 12-Year Comparison of Representation of Women on Policy Bodies.....	2
Figure 3: Commissions and Boards with Highest Percentages of Women, 2021 Compared to 2017 and 2019.....	3
Figure 4: Commissions and Boards with Lowest Percentage of Women, 2021 Compared to 2017 and 2019.....	4
Figure 5: Advisory Bodies with the Highest Percentage of Women, 2021.....	4
Figure 6: 10-Year Comparison of Representation of People of Color on Policy Bodies.....	5
Figure 7: Race and Ethnicity of Appointees Compared to San Francisco Population, 2021	6
Figure 8: Commissions and Boards with Highest Percentage of People of Color, 2021 Compared to 2019 and 2017	7
Figure 9: Commissions and Boards with Lowest Percentage of People of Color, 2021 Compared to 2019 and 2017	7
Figure 10: 10-Year Comparison of Representation of Women of Color on Policy Bodies	8
Figure 11: Appointees by Race/Ethnicity and Gender, 2021.....	9
Figure 12: San Francisco Population by Race/Ethnicity, 2019.....	9
Figure 13: LGBTQIA+ Identity of Appointees, 2021	10
Figure 14: LGBTQIA+ Population of Appointees, 2019.....	11
Figure 15: Disability Status of Appointees, 2021.....	11
Figure 16: Appointees with One or More Disabilities by Gender Identity, 2021.....	12
Figure 17: San Francisco Adult Population with Military Service by Gender, 2019	13
Figure 18: Appointees with Military Service, 2021	13
Figure 19: Appointees with Military Service by Gender, 2021.....	14
Figure 20: Percent of Women, Women of Color, and People of Color on Commissions and Boards with Largest and Smallest Budgets in Fiscal Year 2020-2021	15
Figure 21: Demographics of Commissions and Boards with Largest Budgets, 2021.....	15
Figure 22: Demographics of Commissions and Boards with Smallest Budgets, 2021.....	16
Figure 23: Demographics of Appointees on Commission and Boards and Advisory Bodies, 2021	17
Figure 24: Demographics of Mayoral, Supervisorial, and Total Appointees, 2021.....	18
Figure 25: Religious Affiliations of Appointees, 2021.....	19
Figure 26: Policy Body Demographics, 2021	23
Figure 27: San Francisco Population Estimates by Race/Ethnicity and Gender, 2017	28

Executive Summary

In 2008, San Francisco voters approved a City Charter Amendment (section 4.101) establishing as City policy for the membership of Commissions and Boards to reflect the diversity of San Francisco's population and appointing officials be urged to support the nomination, appointment, and confirmation of these candidates. Additionally, it requires the San Francisco Department on the Status of Women to conduct and publish a gender analysis of Commissions and Boards every two years.

The 2021 Gender Analysis of Commissions and Boards Report (2021 Gender Analysis Report) evaluates representation of the following groups across appointments to San Francisco policy bodies:

- Women
- People of color
- LGBTQIA+ individuals
- People with disabilities
- Veterans (or people who have immediate family members that have served)
- Various religious affiliations

The report includes policy bodies such as task forces, committees, and Advisory Bodies, in addition to Commissions and Boards.

This year, data was collected from 92 policy bodies and from a total of 349 members, mostly appointed by the Mayor and Board of Supervisors. The policy bodies surveyed for the 2021 Gender Analysis Report fall under two categories designated by the San Francisco Office of the City Attorney.² The first category, referred to as "Commissions and Boards," are policy bodies with decision-making authority and whose members are required to submit financial disclosures to the Ethics Commission. The second category, referred to as "Advisory Bodies," are policy bodies with advisory function whose members do not submit financial disclosures to the Ethics Commission. The report examines policy bodies and appointees both comprehensively as a whole and separately by the two categories.

Several changes were made to the survey questions for the 2021 Gender Analysis Report. Sexual Orientation and Gender Identity (SOGI) categories were aligned with the latest classifications used by the Office of Transgender Initiatives. The classification of Veteran Status was also expanded to include individuals with close family members that have served in the military and armed forces. This addition to Veteran Status was adopted based on feedback from previous reports.

While the overall number of policy bodies that submitted data increased compared to 2019, the total number of individual members who participated in the survey was dramatically less than the number who participated in 2019. Due to the pandemic, data collection methods

² "Sec. 3.1-103. Filing Officers." *American Legal Publishing Corporation*, https://codelibrary.amlegal.com/codes/san_francisco/latest/sf_campaign/0-0-0-979.

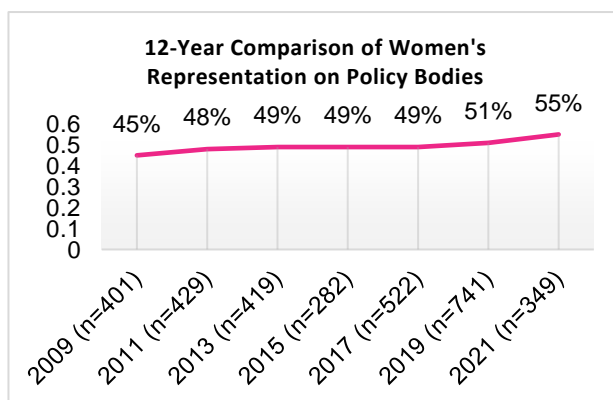
were limited compared to previous years, including the ability to conduct paper surveys and in-person meetings. Reliance on online surveying significantly reduced the level of participation, despite three to five direct contact efforts with policy bodies via phone and email. Moving forward, in addition to collecting data through paper/in-person surveys, when possible, the Department on the Status of Women recommends that all policy body appointees be required to take a training on the Gender Analysis survey process, alongside the required Ethics training, to guarantee participation.

Similarly, due to census data not being collected during COVID-19, updated demographic information on the general population of San Francisco was not available for years more recent than 2019. In this report, data on the San Francisco population references data from previous years (2015-2019) populations.

Key Findings

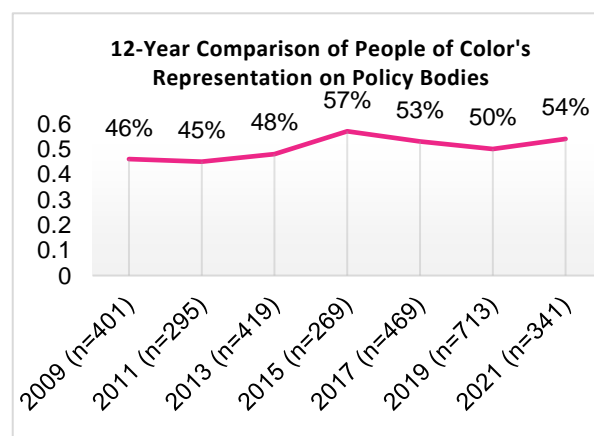
Gender

- Women's representation on policy bodies is 55%, above parity with the San Francisco female population of 49%.
- FY 2021 oversaw the largest increase in the representation of women on San Francisco policy bodies since 2009.



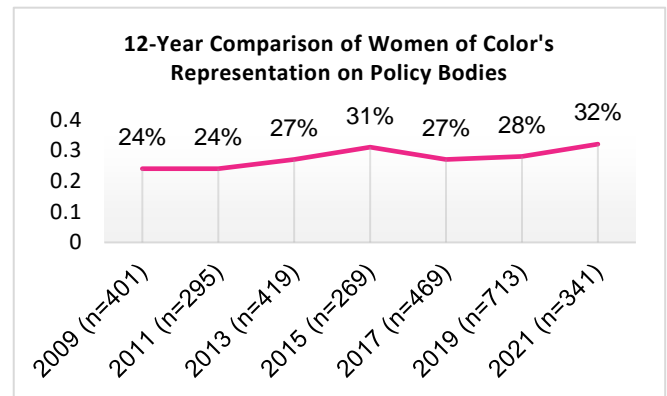
Race and Ethnicity

- The representation of people of color on policy bodies is 54%. Comparatively, in San Francisco, 62% of the population identifies with a race other than white.
- While the overall representation of people of color has increased since the 2019 report at 50%, representation has still decreased compared to 57% in 2015.
- As found in previous reports, Latinx and Asian groups are underrepresented on San Francisco policy bodies as compared to the population. Latinx individuals are 15% of the population but make up only 9% of appointees. Asian individuals are 36% of the population but make up only 26% of appointees.



Race and Ethnicity by Gender

- On the whole, women of color are 32% of the San Francisco population and 32% of appointees. This 4% increase is the highest representation of women of color appointees to date.
- Meanwhile, men of color are underrepresented at 21% of appointees compared to 31% of the San Francisco population.



- Both white women and men are overrepresented on San Francisco policy bodies. White women are 25% of appointees compared to 17% of the San Francisco population. White men are 21% of appointees compared to 20% of the population.
- Black and African American women and men are well-represented on San Francisco policy bodies. Black women are 8% of appointees compared to 2.4% of the population, and Black men are 4% of appointees compared to 2.5% of the population.
- Latinx women are 7% of the San Francisco population but 4% of appointees, and Latinx men are 7% of the population but 4% of appointees.
- Asian women are 17% of the San Francisco population but 15% of appointees, and Asian men are 15% of the population but 11% of appointees.

Additional Demographics

- Out of the 74% of appointees who responded to the survey question on LGBTQIA+ identity, 23% identify as lesbian, gay, bisexual, transgender, nonbinary, queer, or questioning, and 77% of appointees identify as straight/heterosexual.
- Out of the 70% of appointees who responded to the question on Disability Status, 12.6% identify as having one or more disabilities, which is just above parity of the 12% of the adult population with a Disability Status in San Francisco.
- Out of the 67% of appointees who responded to the question on Veteran Status, 22% have served in the military (or have an immediate family member who has served) compared to 3% of the San Francisco population (census data on military service does not include immediate family members who have served).

Proxies for Influence: Budget and Authority

- Although women are half of all appointees, those Commissions and Boards with the largest budgets have fewer women, and especially fewer women of color. Meanwhile, representation of women on Boards and Commissions with the smallest budgets are just below parity with the San Francisco population.
- Although still underrepresented relative to the San Francisco population, there is a larger percentage of people of color on Commissions and Boards with both the largest and smallest budgets compared to overall appointees.
- The percentage of total women is greater on Advisory Bodies than Commissions and Boards. Women are 60% of appointees on Advisory Bodies and 53% of appointees on Commissions and Boards. The percentage of women of color on Advisory Bodies is also higher than on Commissions and Boards.

Appointing Authorities

- Mayoral appointments include 60% women, 59% people of color, and 37% women of color, which is more diverse by gender and race compared to both Supervisorial appointments and total appointments.

Demographics of Appointees Compared to the San Francisco Population

	Women	People of Color	Women of Color	LGBTQIA+	Disability Status	Veteran Status
San Francisco Population**	49%	62%	32%	6%-15%*	12%	2.7%
Total Appointees	55%	54%	32%	23%	13%	22%
10 Largest Budgeted Commissions and Boards	43%	44%	21%	16%	15%	20%
10 Smallest Budgeted Commissions and Boards	48%	43%	29%	17%	9%	12%
Commissions and Boards	53%	53%	30%	18%	11%	21%
Advisory Bodies	60%	53%	33%	31%	15%	20%

San Francisco population estimates come from the 2017 and 2018 American Community Survey 5-Year Estimates, SF DOSW Data Collection and Analysis Report, 2021.

**Note: Estimates vary by source. See page 16 for a detailed breakdown.*

***Due to the COVID-19 pandemic, updated data is unavailable for race/ethnicity, LGBTQIA+ status, Disability Status, and Veteran Status in 2021. Therefore, the data used to represent the San Francisco population is from the 2019 Gender Analysis Report.*

I. Introduction

Inspired by the fourth U.N. World Conference on Women in Beijing, San Francisco became the first city in the world to adopt a local ordinance reflecting the principles of the U.N. Convention on the Elimination of All Forms of Discrimination Against Women (CEDAW), an international bill of rights for women. The CEDAW Ordinance was passed unanimously by the San Francisco Board of Supervisors and signed into law by Mayor Willie L. Brown, Jr. on April 13, 1998.³ In 2002, the CEDAW Ordinance was revised to address the intersection of race and gender and incorporate reference to the U.N. Convention on the Elimination of all Forms of Race Discrimination. The Ordinance requires the City to take proactive steps to ensure gender equity and specifies "gender analysis" as a preventive tool to identify and address discrimination. Since 1998, the Department on the Status of Women has employed this tool to analyze the operations of 10 City Departments using a gender lens.

In 2007, the Department on the Status of Women conducted the first gender analysis to evaluate the number of women appointed to City Commissions and Boards. The findings of this analysis informed a City Charter Amendment developed by the Board of Supervisors for the June 2008 Election. This City Charter Amendment (section 4.101) was overwhelmingly approved by voters and made it City policy that:

- The membership of Commissions and Boards are to reflect the diversity of San Francisco's population,
- Appointing officials are to be urged to support the nomination, appointment, and confirmation of these candidates, and
- The Department on the Status of Women is required to conduct and publish a gender analysis of Commissions and Boards every two years.

The 2021 Gender Analysis Report examines the representation of women, people of color, LGBTQIA+ individuals, people with disabilities, Veterans, and religious affiliations of appointees on San Francisco policy bodies. As was the case for the 2019 Gender Analysis Report, this year's analysis involved increased outreach to policy bodies as compared to previous analyses that were limited to Commissions and Boards. As a result, the data collection and analysis examine a more diverse and expansive layout of City policy bodies. These policy bodies fall under two categories designated by the San Francisco Office of the City Attorney. The first category, referred to as "Commissions and Boards," are policy bodies with decision-making authority and whose members are required to submit financial disclosures to the Ethics Commission. The second category, referred to as "Advisory Bodies," are policy bodies with advisory function whose members do not submit financial disclosures to the Ethics Commission. A detailed description of methodology and limitations can be found on page 27.

³ San Francisco Administrative Code Chapter 33.A.
[http://library.amlegal.com/nxt/gateway.dll/California/administrative/chapter33alocalimplementationoftheunited?
f=templates\\$fn=default.htm\\$3.0\\$vid=amlegal:sanfrancisco_ca\\$anc=JD_Chapter33A](http://library.amlegal.com/nxt/gateway.dll/California/administrative/chapter33alocalimplementationoftheunited?f=templates$fn=default.htm$3.0$vid=amlegal:sanfrancisco_ca$anc=JD_Chapter33A).

II. Findings

Many aspects of San Francisco's diversity are reflected in the overall population of appointees on San Francisco policy bodies. The analysis includes data from 92 policy bodies, of which 788 of the 979 seats are filled, leaving 20% vacant. As outlined below in Figure 1, slightly more than half of appointees are women and people of color, 32% are women of color, 23% identify as LGBTQIA+, 13% have a disability, and 22% are Veterans.

Figure 1: Summary Data of Policy Body Demographics, 2021

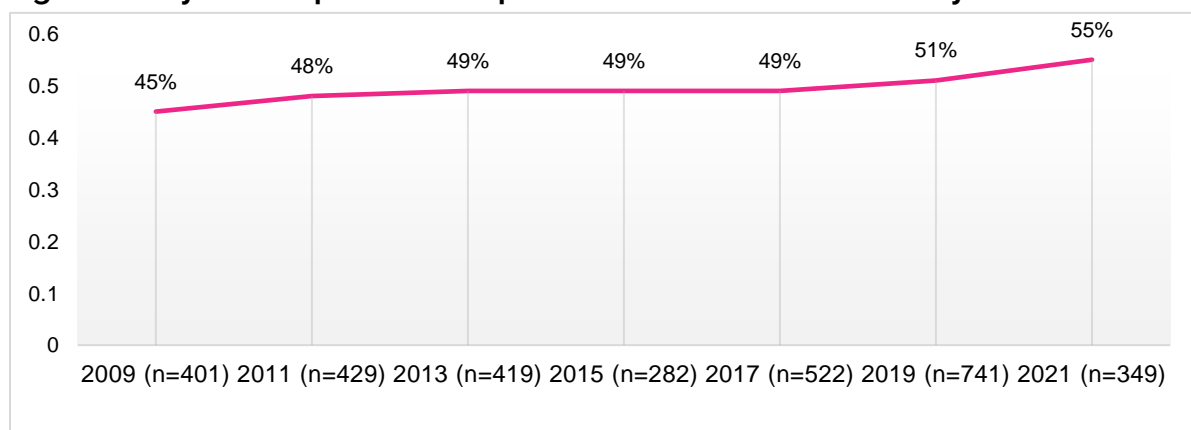
Appointee Demographics	Percentage of Appointees
Women (n=349)	55%
People of Color (n=341)	54%
Women of Color (n=341)	32%
LGBTQIA+ Identifying (n=334)	23%
People with Disabilities (n=349)	13%
Veteran Status (n=349)	22%

However, further analysis reveals underrepresentation of particular groups. Subsequent sections present comprehensive data analysis providing comparison to previous years, detailing the variables of gender, race/ethnicity, LGBTQIA+ identity, Disability Status, Veteran Status, religious affiliations, and policy body characteristics of budget size, decision-making authority, and appointment authority.

A. Gender

On San Francisco policy bodies, 55% of appointees identify as women, which is above parity compared to the San Francisco female population of 49%. The representation of women remained stable at 49% from 2013 until 2017, with a slight increase to 51% in 2019. This increase could be partly due to the larger sample size used in the 2019 analysis compared to previous years. A 12-year comparison shows that the representation of women appointees has gradually increased since 2009 by a total of ten percentage points.

Figure 2: 12-year Comparison of Representation of Women on Policy Bodies



Figures 3 and 4 analyze Commissions and Boards. Figure 3 showcases the five Commissions and Boards with the highest representation of women appointees as compared to 2017 and 2019. The Commission on the Status of Women is currently comprised of all women appointees. This finding has been consistent for the Commission on the Status of Women since 2015. The Aging and Adult Services Commission, Health Commission, and Library Commission are all at 71%, respectively.

Figure 3: Commissions and Boards with the Highest Percentages of Women, 2021 Compared to 2017 and 2019

Policy Body	Percent of Women	Response Rate	2019 Percent	2017 Percent
Commission on the Status of Women	100%	100%	100%	100%
Arts Commission	79%	100%	67%	60%
Children and Families (First 5) Commission	75%	75%	100%	100%
Aging and Adult Services Commission	71%	86%	57%	40%
Health Commission	71%	100%	43%	29%
Library Commission	71%	100%	71%	80%

Out of the Commissions and Boards in this section, 6 have 40% or less women. The Commissions and Boards with the lowest representation of women are displayed in Figure 4. The lowest percentage is found on the Board of Examiners, which has 90% of responses from the Board, but 0 members identifying as women. Unfortunately, demographic data is unavailable for the Board of Examiners for 2017, however there was 0% of female representation in 2019 as well. The Police Commission, Human Services Commission, and Access Appeals Commission all have entirely completed the demographics survey at 100%, yet still have some of the lowest percentages of women at 20%. It should be noted that policy bodies with a small number of members, such as the Residential Users Appeal Board (which currently has two members), means that minimal changes in its demographic composition greatly impacts percentages. Additionally, several policy bodies had low response rates to the demographics survey, ultimately impacting the representation for their respective policy body accordingly.

Figure 4: Commissions and Boards with Lowest Percentage of Women, 2021 Compared to 2017 and 2019

Policy Body	Percent of Women	Response Rate	2019 Percent	2017 Percent
Residential Users Appeal Board	0%	50%	0%	N/A
Board of Examiners	0%	90%	0%	N/A
Assessment Appeals Board No. 3	0%	67%	50%	N/A
Assessment Appeals Board No. 2	0%	100%	50%	N/A
Rent Board Commission	10%	60%	44%	30%
Small Business Commission	14%	43%	43%	43%
Retirement System Board	14%	57%	43%	43%
Health Service Board	14%	43%	33%	29%
Children, Youth, and Their Families Oversight and Advisory Committee	14%	14%	50%	N/A
Treasure Island Development Authority	17%	50%	50%	43%
Public Utilities Commission	20%	60%	67%	40%
Police Commission	20%	100%	43%	29%

Figure 4: Commissions and Boards with Lowest Percentage of Women, 2021 Compared to 2017 and 2019, Continued

Policy Body	Percent of Women	Response Rate	2019 Percent	2017 Percent
Human Services Commission	20%	100%	40%	20%
Access Appeals Commission	20%	100%	N/A	N/A
Public Utilities Rate Fairness Board	25%	75%	33%	33%
Ethics Commission	25%	25%	100%	33%

**Commission and Boards with 70% response rates or higher are highlighted in grey.*

In addition to Commissions and Boards, Advisory Bodies were examined for the highest and lowest percentages of women. This is the second year such bodies have been included, thus comparison to previous years before 2019 is unavailable. Figure 5 below displays the five Advisory Bodies with the highest representations of women. Due to a lack of survey responses from several Advisory Bodies, analysis on the five lowest representations of women is unavailable. The Office of Early Care and Education Citizens' Advisory Committee has the greatest representation of women at 67%, followed closely by the Citizen's Committee on Community Development at 63%.

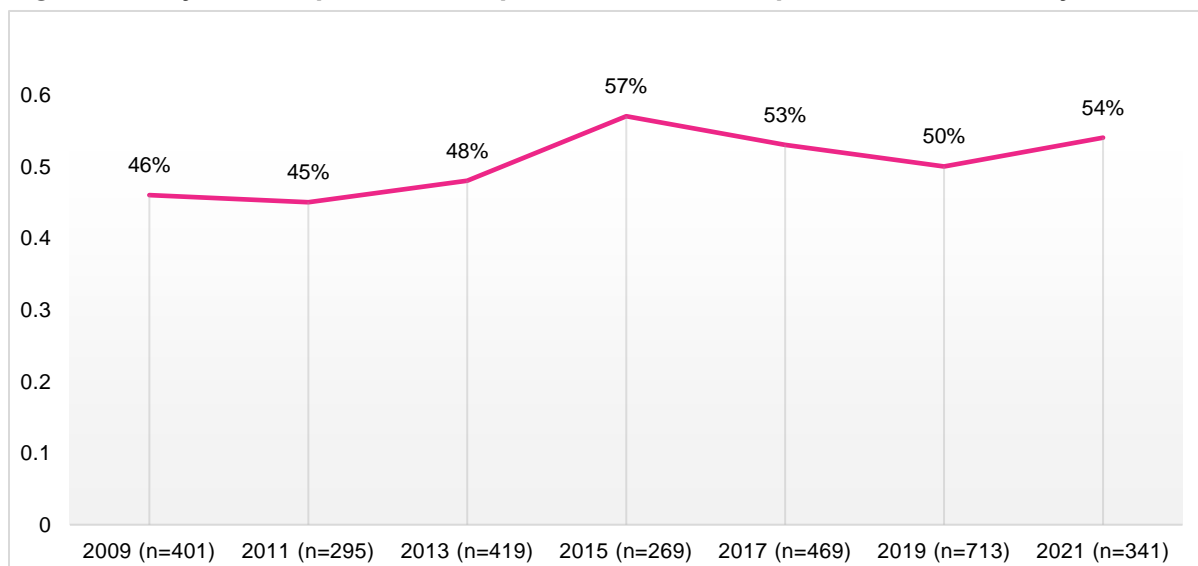
Figure 5: Advisory Bodies with the Highest Percentage of Women, 2021

Policy Body	Percent of Women	Response Rate	2019 Percent
Office of Early Care and Education Citizens' Advisory Committee	67%	78%	89%
Citizens' Committee on Community Development	63%	63%	75%
Ballot Simplification Committee	50%	75%	75%
Immigrant Rights Commission	43%	57%	54%
Municipal Green Building Task Force	43%	67%	50%

B. Race and Ethnicity

Data on racial and ethnic identity was collected from 341 participants, or 98% of the surveyed appointees. Although half of appointees identify as a race or ethnicity other than white or Caucasian, people of color are still underrepresented compared to the San Francisco population of 62%. The representation of people of color has increased since 2009 but has decreased following 2015. The number of appointees analyzed increased substantially in 2017 and 2019, as compared to 2015. These larger data samples have coincided with smaller percentages of people of color.

Figure 6: 12-year Comparison of Representation of People of Color on Policy Bodies



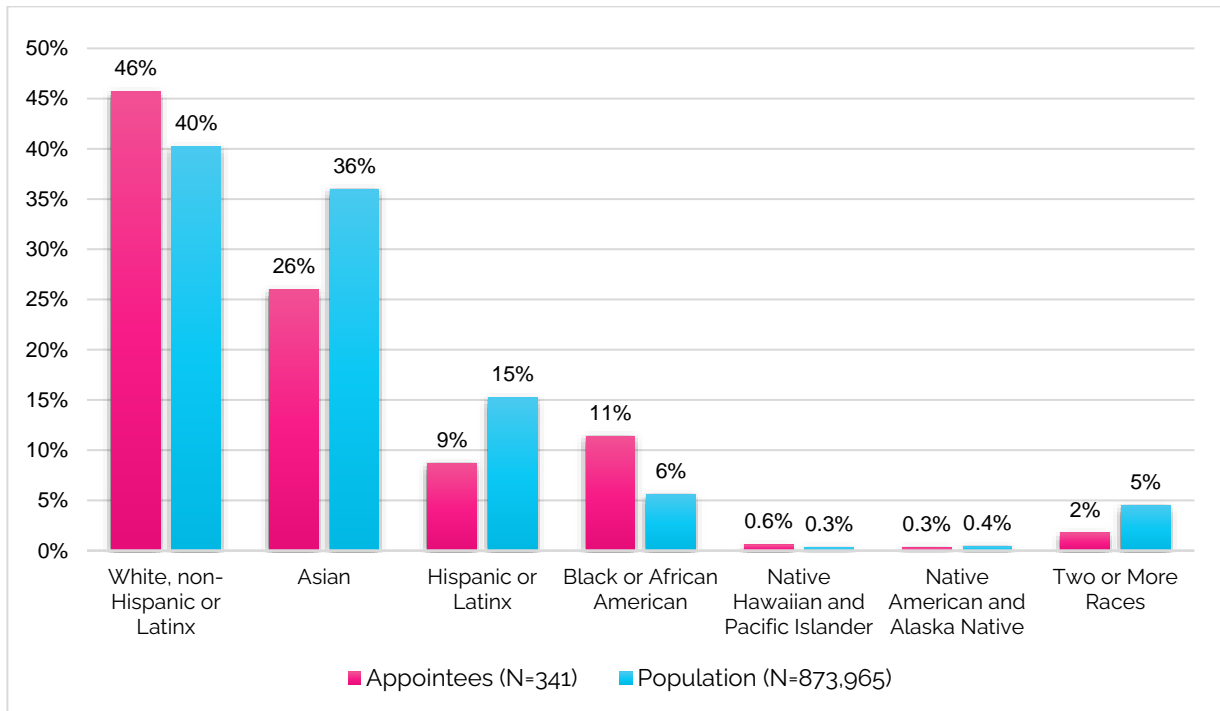
The racial and ethnic breakdown of policy body members compared to the San Francisco population is shown in Figure 7. This analysis reveals underrepresentation and overrepresentation in San Francisco policy bodies for certain racial and ethnic groups. Nearly half of all appointees are white, an overrepresentation by 6 percentage points. The Black community is represented on appointed policy bodies at 11% compared to 6% of the population of San Francisco.⁴ This is a decrease of representation compared to the 14% representation in 2019. Characterizing these as overrepresentations is inaccurate given the representation of Black or African American people on policy bodies has been consistent over the years, while the San Francisco population has declined over the same period.⁵

⁴ US Census Bureau, 2018, Retrieved from <https://www.census.gov/quickfacts/fact/table/US/PST045218>.

⁵ Samir Gambhir and Stephen Menendian, "Racial Segregation in the Bay Area, Part 2," Haas Institute for a Fair and Inclusive Society (2018).

Considerably underrepresented racial and ethnic groups on San Francisco policy bodies compared to the San Francisco population are individuals who identify as Asian or Latinx. While the Asian population is 36% of the San Francisco population, they make up 26% of appointees. While the Latinx population of San Francisco is 15%, 9% of appointees are Latinx. Although there is a small population of Native Americans and Alaska Natives in San Francisco of 0.4%, only one (0.3%) surveyed appointee identified themselves as such. The San Francisco population of Native Hawaiians and Pacific Islanders is 0.3%, which slightly less than the 0.6% of identifying appointees.

Figure 7: Race and Ethnicity of Appointees Compared to San Francisco Population, 2021



Note: Due to the COVID-19 pandemic, updated data is unavailable for race/ethnicity in 2021. Therefore, the data used to represent the San Francisco population is from the 2019 Gender Analysis Report.

The next two figures illustrate Commissions and Boards with the highest and lowest percentages of people of color. As shown in Figure 8, the Commission on the Status of Women holds the highest representation of people of color at 86%, with a 100% response rate. Both the Health Commission and Juvenile Probation Commission have decreased their percentages of people of color since 2019 and 2017.

Figure 8: Commission and Boards with Highest Percentage of People of Color, 2021 Compared to 2019 and 2017

Policy Body	Percent of POC	Response Rate	2019 Percent	2017 Percent
Commission on the Status of Women	86%	100%	71%	71%
Police Commission	80%	100%	71%	71%
Arts Commission	71%	100%	60%	53%
Health Commission	71%	100%	86%	86%
Library Commission	71%	100%	57%	60%
Juvenile Probation Commission	67%	83%	100%	86%
Board of Appeals	60%	100%	40%	40%
Fire Commission	60%	100%	40%	60%
Human Services Commission	60%	100%	40%	60%
Asian Art Commission	54%	81%	59%	59%
Assessment Appeals Board No.2	50%	100%	63%	N/A
Children and Families (First 5) Commission	50%	75%	75%	63%

There are 28 Commissions and Boards that have 40% or less appointees who identified a racial and ethnic category other than white. None of the current appointees of the Access Appeals Commission identified as people of color. Additionally, the Historic Preservation Commission remains at 14% representation since 2019. The Citizens General Obligation Bond Oversight Committee and Assessment Appeals Board No.1 are both at 17% representation for people of color. Lastly, the Public Utilities Rate Fairness Board had a large drop in representation of people of color going from 67% in 2019 to 25% this year.

Figure 9: Commissions and Boards with Lowest Percentage of People of Color, 2021 Compared to 2019 and 2017

Policy Body	Percent of POC	Response Rate*	2019 Percent	2017 Percent
Residential Users Appeal Board	0%	50%	50%	N/A
Children, Youth, and Their Families Oversight and Advisory Committee	0%	14%	75%	N/A
Building Inspection Commission	0%	50%	14%	14%
Access Appeals Commission	0%	100%	N/A	N/A
Small Business Commission	14%	43%	43%	50%
Historic Preservation Commission	14%	71%	14%	17%
Health Service Board	14%	43%	50%	29%
Citizens General Obligation Bond Oversight Committee	17%	100%	N/A	N/A
Assessment Appeals Board No.1	17%	100%	20%	N/A
War Memorial Board of Trustees	18%	45%	18%	18%
Public Utilities Commission	20%	60%	0%	33%
Public Utilities Rate Fairness Board	25%	75%	67%	67%

Figure 9: Commissions and Boards with Lowest Percentage of People of Color, 2021 Compared to 2019 and 2017, Continued

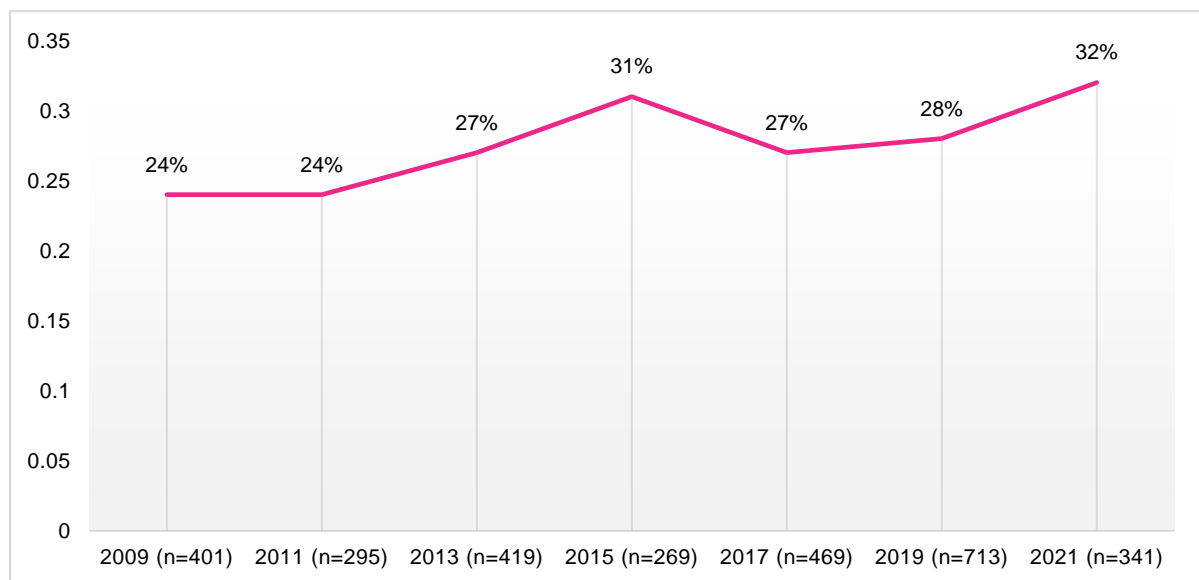
Policy Body	Percent of POC	Response Rate*	2019 Percent	2017 Percent
Ethics Commission	25%	25%	50%	67%
Retirement System Board	29%	57%	29%	29%
Recreation and Park Commission	29%	43%	43%	43%
Rent Board Commission	30%	60%	33%	50%

Commission and Boards with 70% response rates or higher are highlighted in grey.

C. Race and Ethnicity by Gender

Both white men and women are overrepresented on San Francisco policy bodies, while Asian and Latinx men and women are underrepresented. The representation of women of color at 32% is equal to the San Francisco population of 32%, which is a notable increase compared to the 2019 percentage of 28%. Meanwhile, men of color are 21% of appointees compared to 31% of the San Francisco population.

Figure 10: 12-Year Comparison of Representation of Women of Color on Policy Bodies



The following figures present the breakdown for appointees and the San Francisco population by race, ethnicity, and gender. Both white men and women are overrepresented, holding 24% and 20% of appointments, respectively, compared to 20% and 17% of the population. Asian men and women are slightly underrepresented with Asian women making up 15% of appointees compared to 17% of the population, while Asian men comprise 11% of appointees and 15% of the population. Latinx men and women are also slightly underrepresented, with Latinx men and women comprising 4% of appointees each and 7% of the population each. Black men and women are well-represented with Black women comprising 8% of appointees, compared to 2.4% of the general San Francisco population, and Black men comprising 4% of appointees,

compared to 2.5% of the general San Francisco population. Native Hawaiian and Pacific Islander men and women, and multiracial women are below parity with the population. Similarly, although Native American and Alaska Native men and women make up only 0.4% of San Francisco's population, only one (0.3%) of the surveyed appointees identified as such.

Figure 11: Appointees by Race/Ethnicity and Gender, 2021

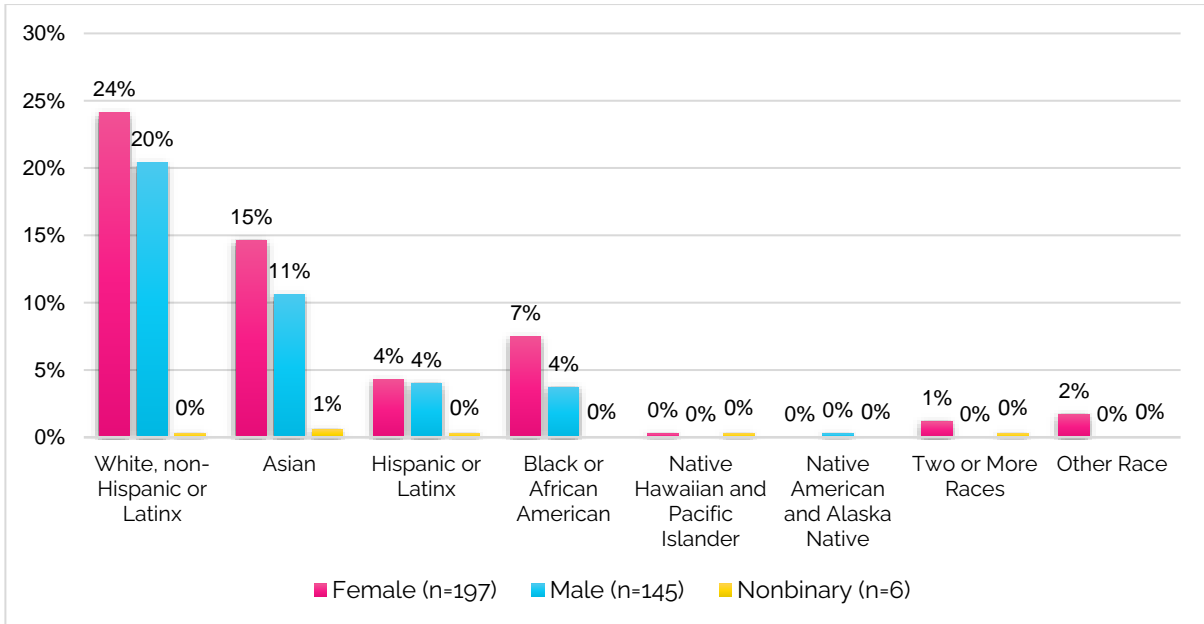
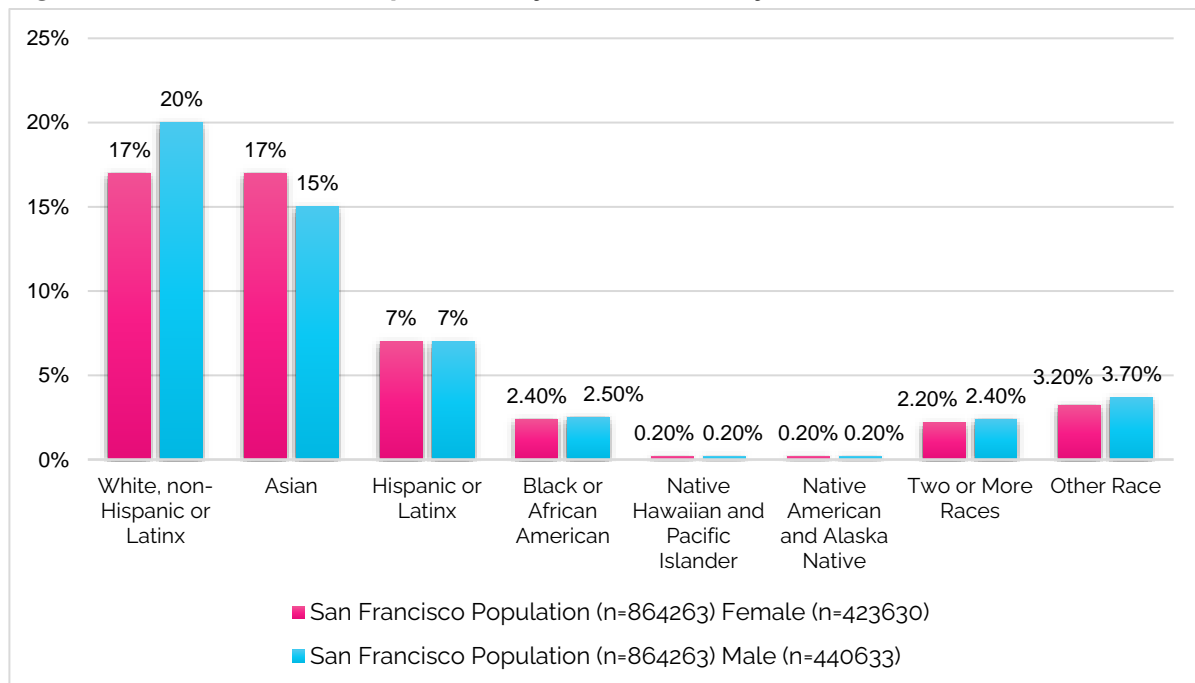


Figure 12: San Francisco Population by Race/Ethnicity

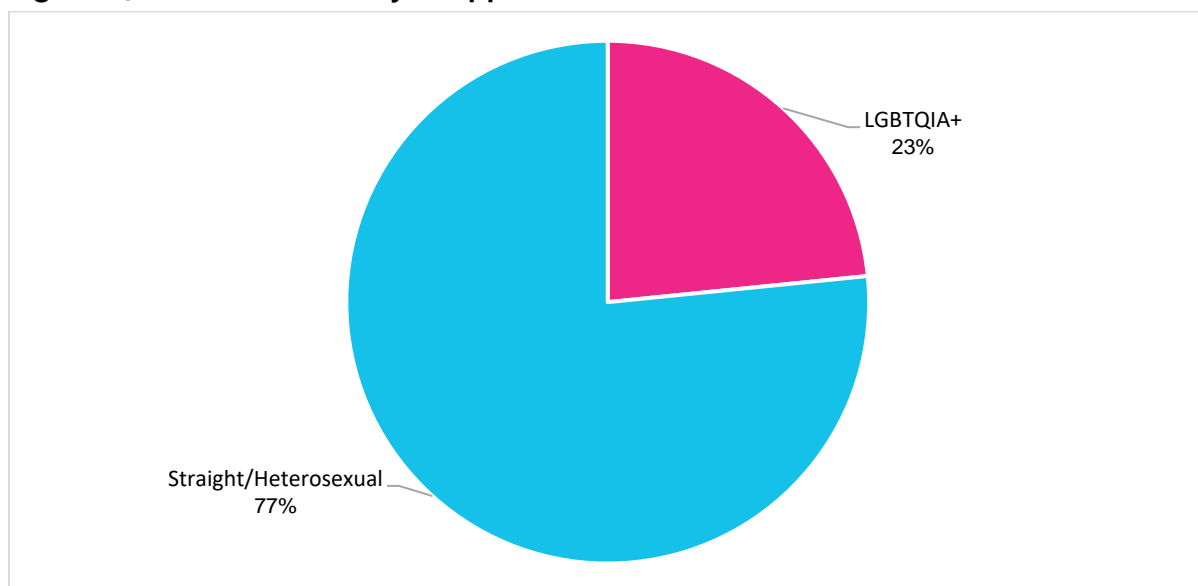


D. LGBTQIA+ Identity

LGBTQIA+ identity data was collected from 334 participants, or 96% of the surveyed appointees. This is a notable increase in data on LGBTQIA+ identity compared to previous reports. Due to limited and outdated information on the population of the LGBTQIA+ community in San Francisco, it is difficult to adequately assess the representation of the LGBTQIA+ community. However, compared to available San Francisco, greater Bay Area, and national data, the LGBTQIA+ community is well represented on San Francisco policy bodies. Recent research estimates the California LGBTQIA+ population is 5.3%⁶. The LGBTQIA+ population of the San Francisco and greater Bay Area is estimated to rank the highest of U.S. cities at 6.2%,⁷ while a 2006 survey found that 15.4% of adults in San Francisco identify as LGBTQIA+⁸.

Of the appointees who responded to this question, 23% identify as LGBTQIA+ and 77% identify as straight or heterosexual. Of the LGBTQIA+ appointees, 56% identify as gay/lesbian, 20% as bisexual, 9% as queer, 9% as transgender, 2% as questioning, and 4% as other LGBTQIA+ identities. Data on LGBTQIA+ identity by race was not captured. Efforts to capture data on LGBTQIA+ identity by race for future reports would enable more intersectional analysis.

Figure 13: LGBTQIA+ Identity of Appointees, 2021

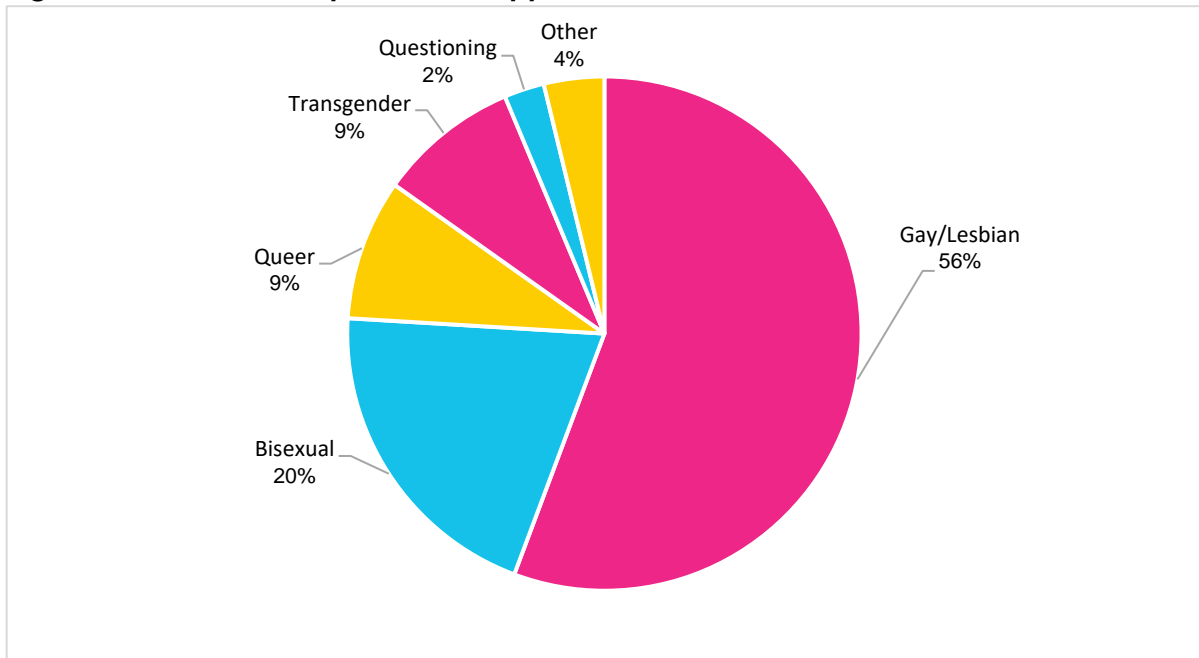


⁶ <https://williamsinstitute.law.ucla.edu/publications/adult-lgbt-pop-us/>

⁷ Gary J. Gates and Frank Newport, "San Francisco Metro Area Ranks Highest in LBGT Percentage," GALLUP (March 20, 2015) https://news.gallup.com/poll/182051/san-francisco-metro-area-ranks-highest-lgbtpercentage.aspx?utm_source=Social%20Issues&utm_medium=newsfeed&utm_campaign=titles.

⁸ Gary J. Gates, "Same Sex Couples and the Gay, Lesbian, Bisexual Population: New Estimates from the American Community Survey," The Williams Institute on Sexual Orientation Law and Public Policy, UCLA School of Law (2006).

Figure 14: LGBTQIA+ Population of Appointees, 2021



E. Disability Status

Overall, more than one in twenty adults in San Francisco live with one or more disabilities. Data on Disability Status was obtained from nearly 100% of the appointees who participated in the survey. 12.6% of participating appointees reported to have one or more disabilities. Of these appointees with one or more disabilities, 56% are women, 30% are men, 2% are trans women, 5% are trans men, and 7% are nonbinary individuals.

Figure 15: Disability Status of Appointees, 2021

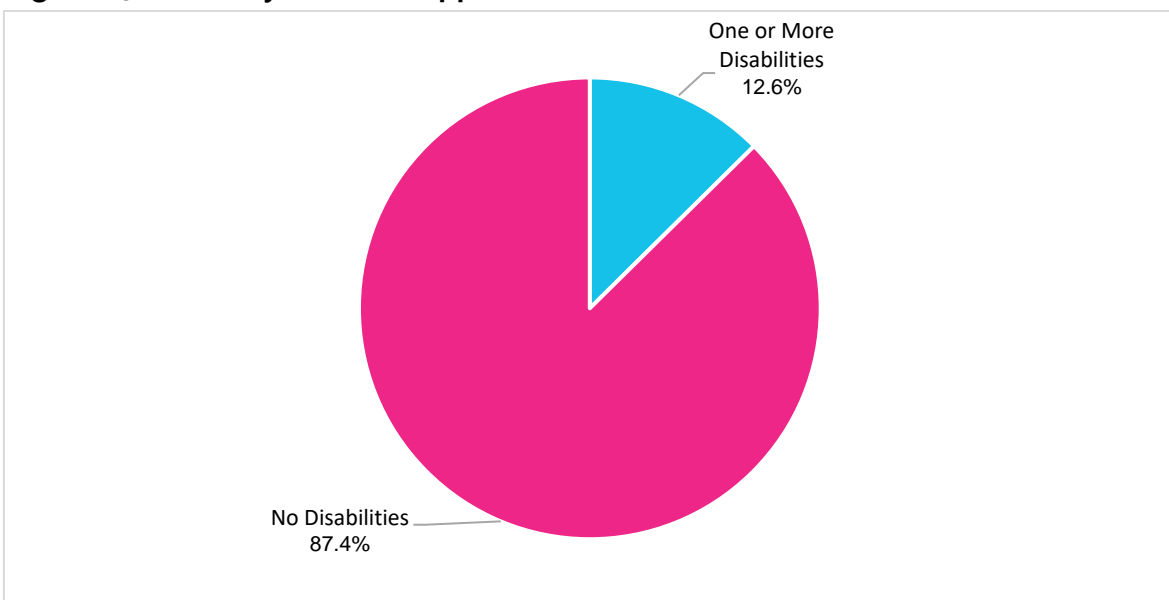
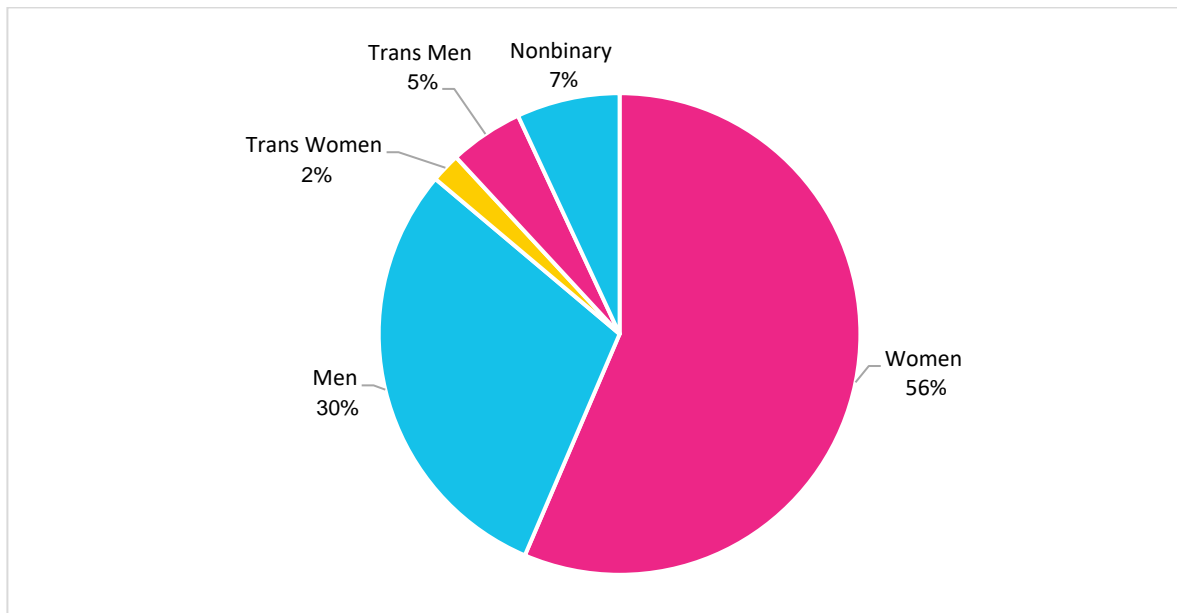


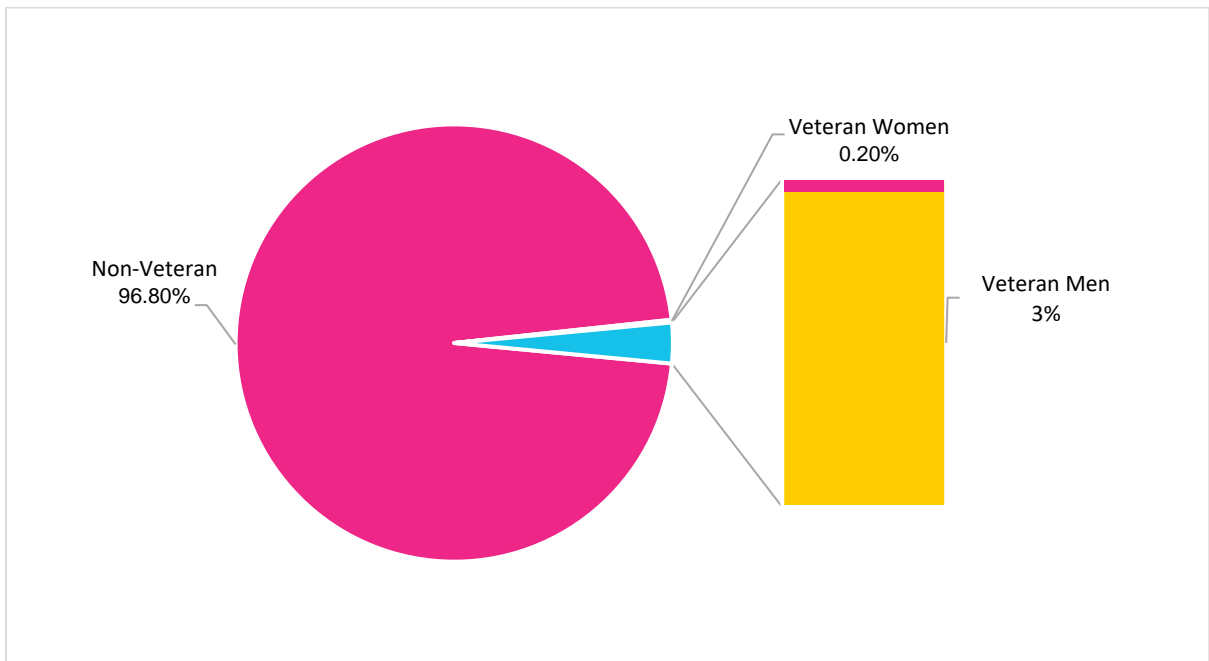
Figure 16: Appointees with One or More Disabilities by Gender Identity, 2021



F. Veteran Status

Overall, 2.7% of the adult population in San Francisco have served in the military. Data on Veteran status was obtained from 334 appointees who participated in the survey. Of the 334 appointees who responded to this question, 22% served in the military. Men comprise 47.2% and women make up 51.4% of the total number of Veteran appointees. Of participating appointees, 1.4% are nonbinary individuals. Veteran status data on transgender and gender-nonconforming individuals in San Francisco is currently unavailable. The vast increase of appointees with military service compared to 2019's 7.1% of appointees is likely due to the change in wording in the 2021 Gender Analysis Report from previous years, which defines an appointee with Veteran status as someone with a spouse or direct family member who has served, as opposed to only oneself or their spouse. This change was implemented based on feedback from prior reports. Future analyses may want to ask separate questions regarding one's personal experience with military service and one's familial ties to military service, in order to distinguish the most accurate and aggregated data results.

Figure 17: San Francisco Adult Population with Military Service by Gender*



**This graph is from the 2019 Gender Analysis Report. Due to the COVID-19 pandemic, updated data on the gendered population of Veterans in San Francisco is unavailable. This graph fails to identify nonbinary individuals with military experience. However, this graph highlights the gender disparity amongst male and female Veterans, with only 0.2% identifying as women.*

Figure 18: Appointees with Military Service, 2021

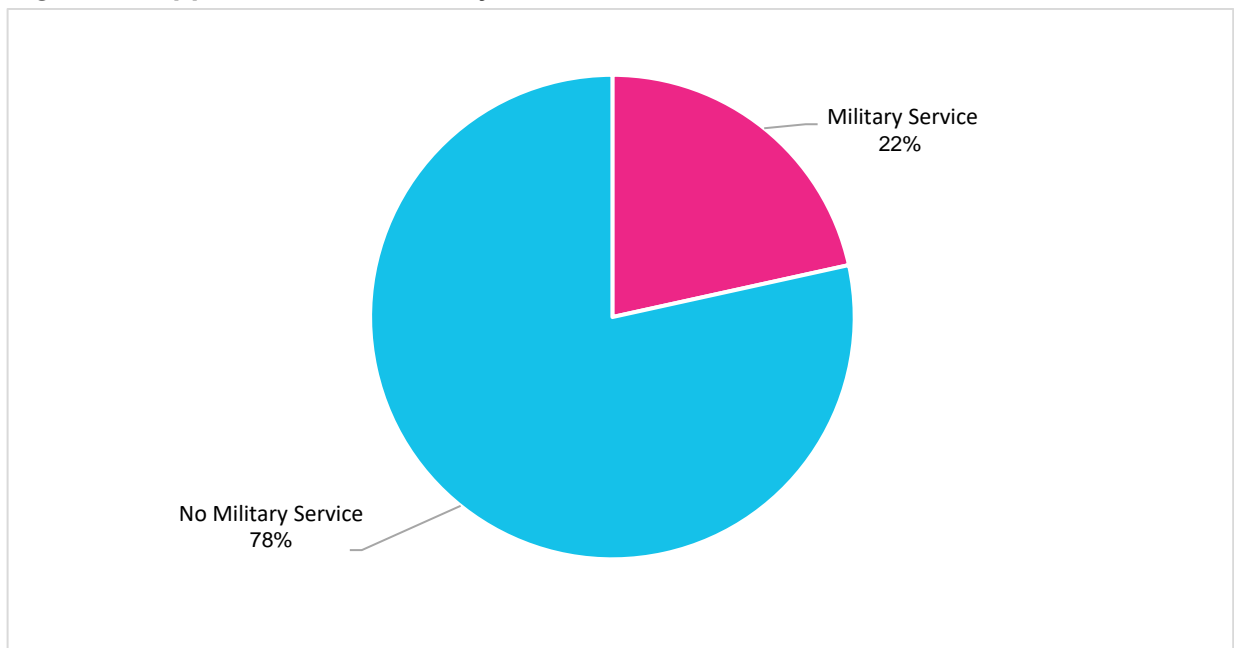
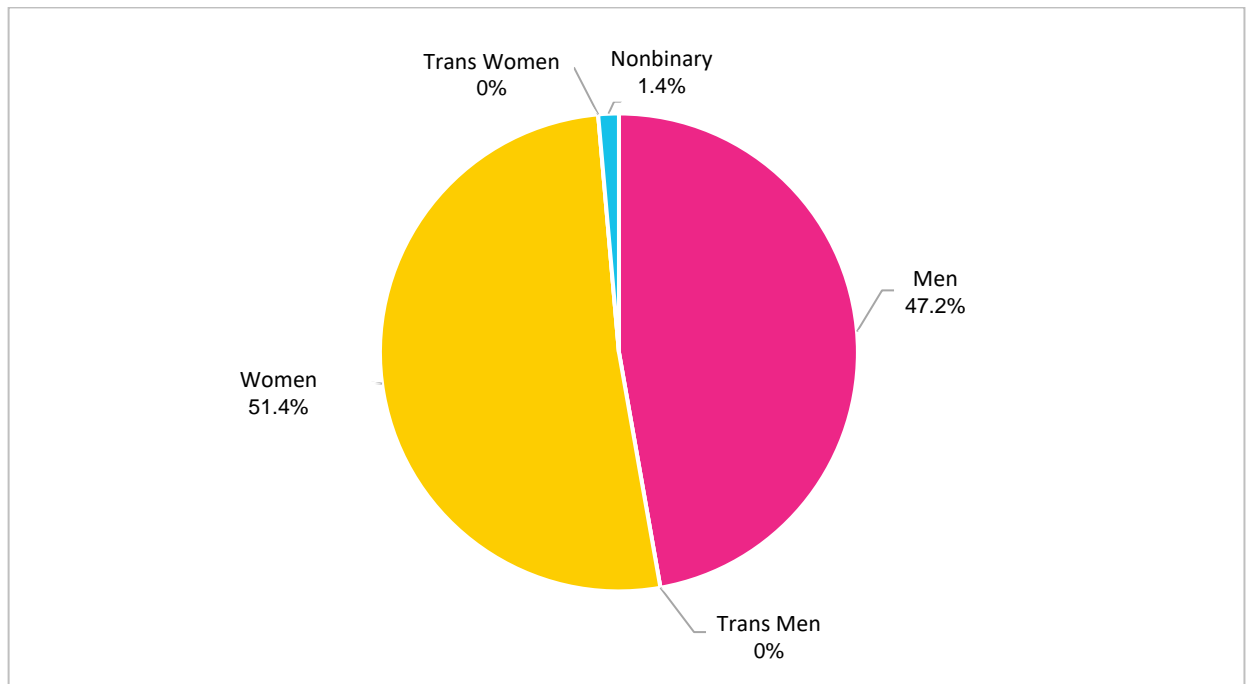


Figure 19: Appointees with Military Service by Gender, 2021



G. Policy Bodies by Budget

This 2021 Gender Analysis Report examines the demographic representativeness of policy bodies by budget size. Budget size is used as a proxy for influence. Although this report has expanded the scope of analysis to include more policy bodies compared to previous reports, this section of analysis was limited to Commissions and Boards with decision-making authority and whose members file financial disclosures with the Ethics Commission.

Overall, appointees from the 10 **largest** budgeted Commissions and Boards are 44% people of color, 43% women, and 21% women of color. Appointees from the 10 **smallest** budgeted Commissions and Boards are 43% people of color, 48% women, and 29% women of color.

Representation for women, women of color, and overall people of color is below parity with the population on both the 10 smallest and 10 largest budgeted bodies. The representation of women and women of color is greater on smaller budgeted policy bodies by 5% and 8%, respectively. The representation of people of color is 1% higher on Commissions and Boards with the largest budgets.

Figure 20: Percent of Women, Women of Color, and People of Color on Commissions and Boards with Largest and Smallest Budgets in Fiscal Year 2020-2021

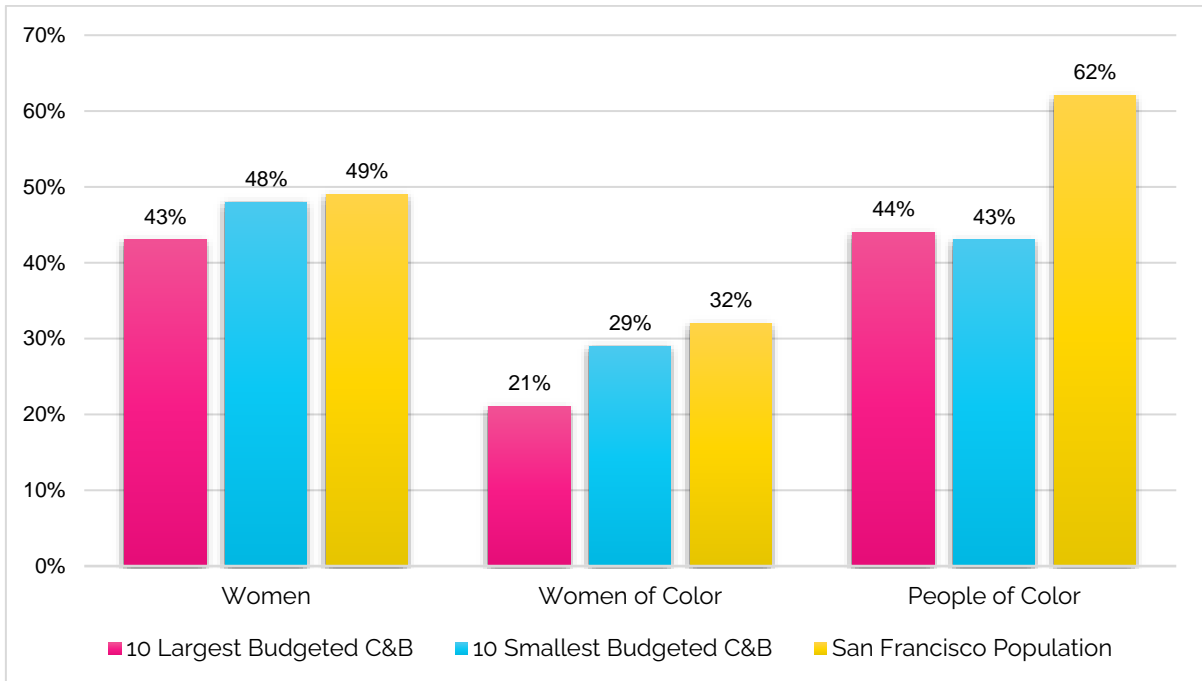


Figure 21: Demographics of Commissions and Boards with Largest Budgets, 2021

Policy Body	FY20-21 Budget	Total Seats	Filled Seats	Response Rate	Women	Women of Color	People of Color
Health Commission	\$2.7B	7	7	100%	71%	43%	71%
Public Utilities Commission	\$1.43B	5	5	60%	20%	20%	20%
Airport Commission	\$1.37B	5	5	100%	40%	0%	40%
MTA Board of Directors and Parking Authority Commission	\$1.26B	7	6	50%	33%	33%	50%
Human Services Commission	\$604M	5	5	100%	20%	0%	60%
Aging and Adult Services Commission	\$435M	7	7	86%	71%	29%	43%
Fire Commission	\$414M	5	5	100%	40%	20%	60%
Library Commission	\$341B	7	7	100%	71%	43%	71%
Recreation and Park Commission	\$231.6M	7	7	43%	29%	14%	29%
Children, Youth, and Their Families Oversight and Advisory Committee	\$171.5M	11	7	14%	14%	0%	0%
Total	\$8.9B	66	61	74%	58%	29%	60%

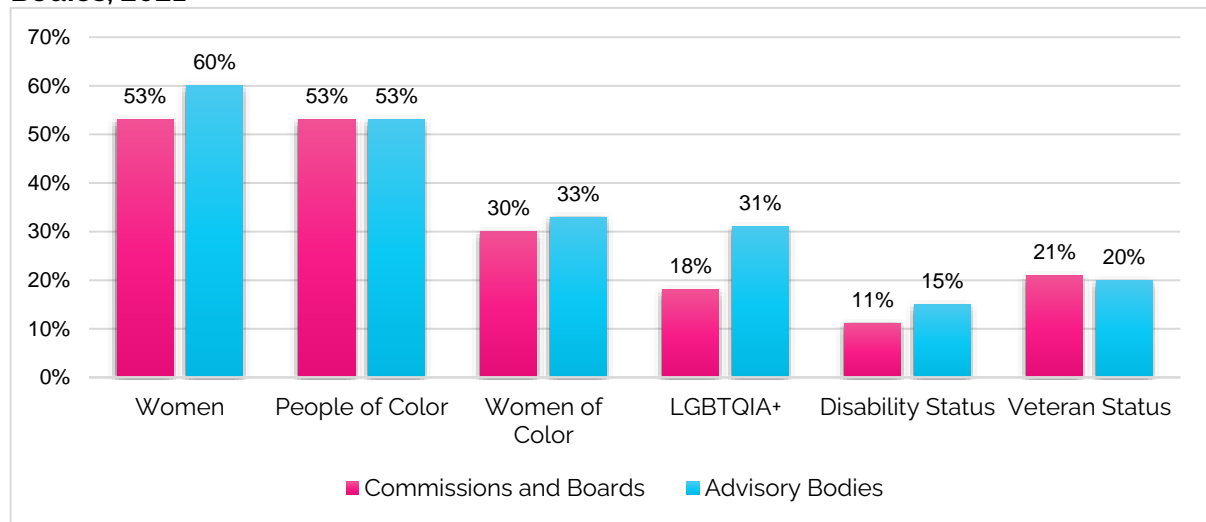
Figure 22: Demographics of Commissions and Boards with Smallest Budgets, 2021

Policy Body	FY20-21 Budget	Total Seats	Filled Seats	Response Rate	Women	Women of Color	People of Color
Commission on the Status of Women	\$9M	7	7	100%	100%	86%	86%
Ethics Commission	\$6.5M	5	4	25%	25%	25%	25%
Small Business Commission	\$3.5M	7	7	43%	14%	0%	14%
Film Commission	\$1.5M	11	11	100%	45%	27%	45%
Civil Service Commission	\$1.3M	5	5	100%	60%	20%	40%
Entertainment Commission	\$1.2M	7	7	100%	29%	14%	43%
Board of Appeals	\$1.2M	5	5	100%	40%	20%	60%
Assessment Appeals Board No.1	\$701,348	8	6	100%	50%	0%	17%
Local Agency Formation Commission	\$427,685	7	4	50%	50%	50%	50%
Sunshine Ordinance Task Force	\$172,373	11	9	89%	56%	44%	44%
Total	\$25.5M	73	65	86%	56%	35%	51%

H. Comparison of Advisory Body and Commission and Board Demographics

The comparison of the two policy body categories in this section provides another proxy for influence. Commissions and Boards whose members file disclosures of economic interest have greater decision-making authority in San Francisco than Advisory Bodies whose members do not file economic interest disclosures. The percentages of total women, LGBTQIA+ people, people with disabilities, and women of color are larger for total appointees on Advisory Bodies. However, the percentages of Veterans on Commissions and Boards slightly exceeds the percentage on Advisory Bodies, and both Commissions and Boards and Advisory Bodies have 53% people of color.

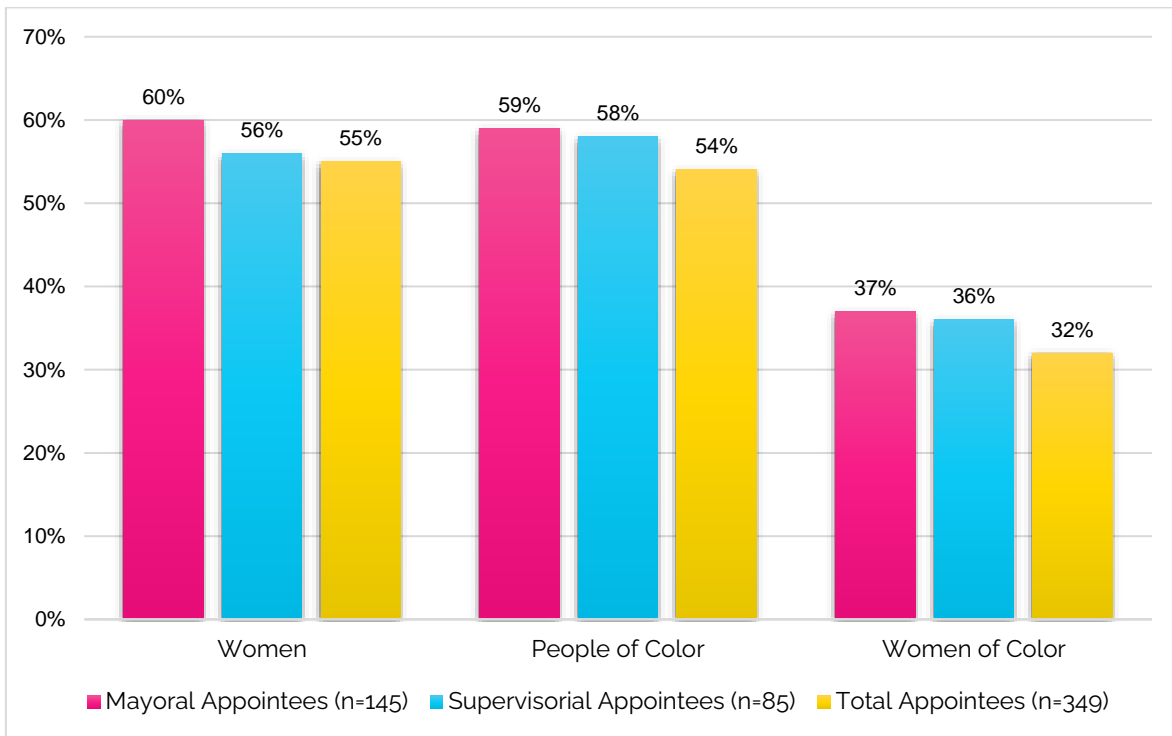
Figure 23: Demographics of Appointees on Commission and Boards and Advisory Bodies, 2021



I. Demographics of Mayoral, Supervisorial, and Total Appointees

Figure 24 compares the representation of women, women of color, and people of color for appointments made by the Mayor, Board of Supervisors, and by the total of all approving authorities combined. Mayoral appointments are more diverse, and consist of more women, women of color, and people of color compared to Supervisorial appointments. Mayoral appointments include 60% women, 37% women of color, and 59% people of color, while Supervisorial appointments are 56% women, 36% women of color, and 58% people of color. The total of all approving authorities combined average out at 55% women, 32% women of color, and 54% people of color. This disparity in diversity between Mayoral and Supervisorial appointments may be due in part to the appointment selection process for each authority. The 11-member Board of Supervisors only sees applicants for specific bodies through the 3- member Rules Committee or by designees, stipulated in legislation (e.g., "renter," "landlord," "consumer advocate"), whereas the Mayor typically has the ability to take total appointments into account during selections, and can therefore better address gaps in diversity.

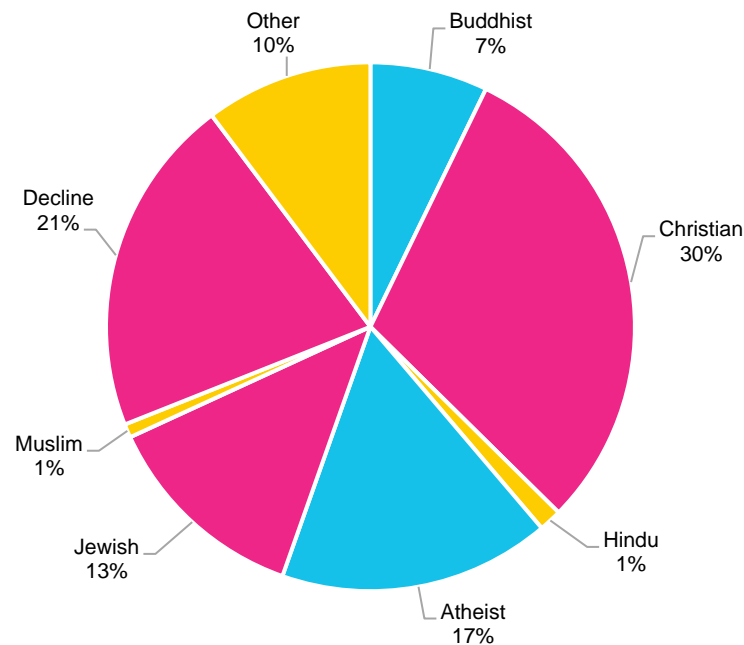
Figure 24: Demographics of Mayoral, Supervisorial, and Total Appointees, 2021



J. Religious Affiliations

The 2021 Gender Analysis Report collected data on religious affiliations to fully examine the demographics and representation of appointees. This is the first-year religious affiliations have been examined. Figure 25 illustrates the religious demographics of appointees, with the largest number of appointees identifying as Christian (30%), and the smallest number of appointees identifying as Hindu (1%) or Muslim (1%).

Figure 25: Religious Affiliations of Appointees, 2021



III. Methodology and Limitations

This report focuses on City and County of San Francisco Commissions, Boards, task forces, councils, and committees that have the majority of members appointed by the Mayor and Board of Supervisors and have jurisdiction limited to the City. The 2021 Gender Analysis Report reflects data from the policy bodies that provided information to the Department on the Status of Women through digital survey. Due to the COVID-19 pandemic, the normal outreach method of paper surveys and in-person meetings was unavailable, ultimately leaving all survey outreach and correspondence to be conducted online. Unfortunately, obtaining the data strictly online had a significant negative impact on participation rates. Following initial email outreach, policy bodies were contacted three to five times via email and phone, including two emails to Department Heads from Department on the Status of Women Director, Kimberly Ellis. All possible measures were taken to obtain accurate and complete data. While participation rates are lower than the 2019 Gender Analysis Report, this report features the most diverse individual responses, as well as participation of the largest number of Commission and Boards and Advisory Bodies to date.

Data was requested from 109 policy bodies and acquired from 92 of those bodies, a total of 349 appointees. Comparatively, the 2019 Gender Analysis Report received data from 84 policy bodies (380 Commission and Boards and 389 Advisory Bodies), a total of 741 total appointees. A Commissioner or Board member's gender identity, race/ethnicity, sexual orientation, Disability Status, Veteran Status, or religious affiliations were among data elements collected on a *voluntary* basis. Therefore, responses were incomplete or unavailable for some appointees but are included to the extent possible.

As the fundamental objective of this report is to surface patterns of underrepresentation, every attempt has been made to reflect accurate and complete information in this report. Data for some policy bodies was incomplete, and all appointees who responded were included in the total demographic categories. Only policy bodies with full data on gender and race for all appointees were included in sections comparing demographics of individual bodies. It should be noted that for policy bodies with a small number of members, the change of a single individual greatly impacts the percentages of demographic categories. This should be kept in mind when interpreting these percentages.

Several changes were made to the survey questions since the 2019 Gender Analysis Report with the goal of distinguishing all possible areas of underrepresentation. In addition to updating SOGI (sexual orientation and gender identity) categories to align with the latest classifications used by the Office of Transgender Initiatives, the 2021 Gender Analysis Report expanded its classification of Veteran Status to include individuals with close family members that have served, as opposed to only oneself or their spouse. This addition to Veteran Status was adopted based on feedback from previous reports.

As acquiring data was the biggest limitation of this report, ensuring participation from all policy bodies could significantly improve or further efforts to address underrepresentation. Some methods of guaranteeing participation include surveying all appointees during their initial onboarding training with the City, as well as relying on paper/in-person survey outreach for future reports.

The surveyed policy bodies fall under two categories designated by the San Francisco Office of the City Attorney document entitled List of City Boards, Commissions, and Advisory Bodies Created by Charter, Ordinance, or Statute.⁹ This document separates San Francisco policy bodies into two different categories. The first category includes Commissions and Boards with decision-making authority and whose members are required to submit financial disclosures with the Ethics Commission. The second category encompasses Advisory Bodies whose members do not submit financial disclosures with the Ethics Commission. Depending on the analysis criteria in each section of this report, the surveyed policy bodies and appointees are either examined comprehensively as a whole or examined separately in the two categories designated by the Office of the City Attorney.

Data from the U.S. Census American Community Survey 5-Year Estimates provides a comparison to the San Francisco population. Due to census data not being collected during COVID-19, updated demographic information on the general population of San Francisco was not available for years more recent than 2019. Comparisons of 2021 demographic data to data on the San Francisco population reference population data from previous years (2015-2019) and will be noted as such. Figures 26 and 27 in the Appendix display these population estimates by race/ethnicity and gender.

⁹"List of City Boards, Commissions, and Advisory Bodies Created by Charter, Ordinance, or Statute," Office of the City Attorney, <https://www.sfcityattorney.org/wp-content/uploads/2016/01/Commission-List-08252017.pdf>, (August 25, 2017).

IV. Conclusion

Since the first Gender Analysis of Commissions and Boards in 2007, the representation of women appointees on San Francisco policy bodies has gradually increased. The 2021 Gender Analysis Report finds the percentage of women appointees is 55%, which exceeds the population of women in San Francisco.

When appointee demographics are analyzed by gender and race, the representation of women of color has increased to 32%, which is 4% higher than 2019 representation, matching the San Francisco population. Most notably, underrepresented are individuals identifying as Asian, making up 36% of the San Francisco population but only 26% of appointees, and Latinx-identifying individuals who make up 15% of the population but only 9% of appointees. Additionally, men of color are underrepresented at 21% of appointees relative to their San Francisco population, 31%.

Furthermore, when analyzing the demographic composition of larger and smaller budgeted Commissions and Boards, women of color are underrepresented on Commission and Boards with both the largest and smallest budgets. Women comprise 43% of total appointees on the largest budgeted policy bodies compared to the population of 49%, and women of color comprise 21% of total appointees on the largest budgeted policy bodies, with the San Francisco population at 32%. Comparatively, women are 48% of total appointees on the smallest budgeted policy bodies, and women of color are 29% of appointees. However, the representation of people of color is higher on larger budgeted policy bodies by 1%. People of color make up 44% of appointees on the largest budgeted policy bodies and 43% of appointees on the smallest budgeted policy bodies compared to 54% of total appointees. The San Francisco population of people of color exceeds these percentages at 62%.

In addition to using budget size as a proxy for influence, this report analyzed demographic characteristics of appointees on Commissions and Boards who file disclosures of economic interest and have decision-making authority and appointees on Advisory Bodies who do not file economic interest disclosures. Over half (60%) of appointees on Advisory Bodies are women, while 53% of appointees on Commissions and Boards are women. Ultimately, women comprise a higher percentage of appointees on Advisory Bodies compared to Commissions and Boards.

The 2021 Gender Analysis Report found a relatively high representation of LGBTQIA+ individuals on San Francisco policy bodies. For the appointees that provided LGBTQIA+ identity information, 23% identify as LGBTQIA+ with the largest subset identifying as gay or lesbian (56%), 16% of appointees from the largest budgeted policy bodies identify as LGBTQIA+, and 17% from the smallest budgeted bodies. However, there is a significant difference of LGBTQIA+ representation when comparing Commissions and Boards (18%) and Advisory Bodies (31%). The representation of appointees with disabilities is 13%, slightly exceeding the 12% population. Veterans are highly represented on San Francisco policy bodies at 22% compared to the Veteran population of 2.7%, which could be due to differences in each source's classification of Veteran Status.

Additionally, this report evaluates and compares the representation of women, women of color, and people of color appointees by the Mayor, Board of Supervisors, and by the total of

all approving authorities combined. Mayoral appointees include 60% women, 37% women of color, and 59% people of color, which overall is more diverse by gender and race compared to both Supervisorial appointees and total appointees.

This report is intended to advise the Mayor, Board of Supervisors, and other appointing authorities, as they select appointments to policy bodies for the City and County of San Francisco. In the spirit of the 2008 City Charter Amendment that establishes this biennial Gender Analysis Report requirement and the importance of diversity on San Francisco policy bodies, efforts to address gaps in diversity and inclusion should remain at the forefront when making appointments, in order to accurately reflect the population of San Francisco.

The San Francisco Department on the Status of Women would like to thank the various Policy Body members, Commission secretaries, and Department staff who graciously assisted in collecting demographic data and providing information about their respective policy bodies, particularly Department Interns Charly De Nocker and Brooklynn McPherson for the data collection and analysis of this report.

San Francisco Commission on the Status of Women

President Breanna Zwart
Vice President Dr. Shokooh Miry
Commissioner Sophia Andary
Commissioner Sharon Chung
Commissioner Dr. Anne Moses
Commissioner Dr. Raveena Rihal
Commissioner Ani Rivera

Kimberly Ellis, Director
Department on the Status of Women

This report is available at the San Francisco Department on the Status of Women website, <https://sfgov.org/dosw/gender-analysis-reports>.

City and County of San Francisco
Department on the Status of Women
25 Van Ness Avenue, Suite 240
San Francisco, California 94102
sfgov.org/dosw
dosw@sfgov.org
415.252.2570

Appendix

Figure 26: Policy Body Demographics, 2021

Policy Body*	Total Seats	Filled Seats	FY20-21 Budget	Women	Women of Color	People of Color	Survey Response Rate
Access Appeals Commission	5	5	\$0	20%	0%	0%	100%
Advisory Committee of Street Artists and Craft Examiners	5	5	\$0	20%	20%	20%	20%
African American Reparations Committee	15	15	\$0	0%	0%	0%	0%
Aging and Adult Services Commission	7	7	\$ 435,011,663	71%	29%	43%	86%
Airport Commission	5	5	\$ 1,370,000,000	40%	0%	40%	100%
Animal Control and Welfare Commission	7	7	\$0	29%	14%	29%	43%
Arts Commission	15	14	\$ 23,762,015	79%	57%	71%	100%
Asian Art Commission	27	26	\$ 10,200,000	50%	35%	54%	81%
Assessment Appeals Board No.1	8	6	\$ -	50%	0%	17%	100%
Assessment Appeals Board No.2	8	4	\$ -	0%	0%	50%	100%
Assessment Appeals Board No.3	8	3	\$ -	0%	0%	33%	67%
Ballot Simplification Committee	5	4	\$0	50%	0%	0%	75%
Bayview Hunters Point Citizens Advisory Committee	12	8	\$0	0%	0%	0%	0%
Board of Appeals	5	5	\$ 1,177,452	40%	20%	60%	100%
Board Of Examiners	13	10	\$0	0%	0%	40%	90%
Building Inspection Commission	7	6	\$ 89,600,000	33%	0%	0%	50%
Cannabis Oversight Committee	16	16	\$0	19%	31%	38%	25%

Figure 26: Policy Body Demographics, 2021, Continued

Policy Body*	Total Seats	Filled Seats	FY20-21 Budget	Women	Women of Color	People of Color	Survey Response Rate
Central Subway Community Advisory Group	21	14	\$0	0%	0%	0%	0%
Children and Families Commission (First 5)	9	8	\$ 31,019,003	75%	50%	50%	75%
Children, Youth, and Their Families Oversight and Advisory Committee	11	7	\$ 171,481,507	14%	0%	0%	14%
Citizen's Advisory Committee for the Central Market Street and Tenderloin Area	9	8	\$0	0%	0%	0%	0%
Citizen's Committee on Community Development	9	8	\$ 27,755,465	63%	50%	50%	63%
Citizens General Obligation Bond Oversight Committee	9	6	\$0	50%	0%	17%	100%
City Hall Preservation Advisory Commission	5	5	\$0	0%	0%	0%	20%
Civil Service Commission	5	5	\$ 1,286,033	60%	20%	40%	100%
Commission on Community Investment and Infrastructure	7	6	\$0	17%	17%	33%	50%
Commission on the Aging Advisory Council	22	14	\$0	21%	0%	0%	21%
Commission on the Environment	7	7	\$0	57%	29%	43%	86%
Commission on the Status of Women	7	7	\$ 9,089,928	100%	86%	86%	100%
Committee on Information Technology	17	17	\$ 22,934,703	12%	0%	6%	18%

Figure 26: Policy Body Demographics, 2021, Continued

Policy Body*	Total Seats	Filled Seats	FY20-21 Budget	Women	Women of Color	People of Color	Survey Response Rate
Elections Commission	7	5	\$ 69,000	60%	20%	40%	100%
Entertainment Commission	7	7	\$0	29%	14%	43%	100%
Ethics Commission	5	4	\$ 6,500,000	25%	25%	25%	25%
Film Commission	11	11	\$0	45%	27%	45%	100%
Fire Commission	5	5	\$ 414,360,096	40%	20%	60%	100%
Health Commission	7	7	\$ 2,700,000,000	71%	43%	71%	100%
Health Service Board	7	7	\$ 16,500,000	14%	14%	14%	43%
Historic Preservation Commission	7	7	\$0	29%	14%	14%	71%
Historic Preservation Fund Committee	7	7	\$0	0%	0%	0%	0%
Housing Authority Commission	7	5	\$ 55,800,000	20%	20%	20%	20%
Human Rights Commission	11	9	\$ 13,618,732	0%	0%	0%	0%
Human Services Commission	5	5	\$ 604,412,630	20%	0%	60%	100%
Immigrant Rights Commission	15	14	\$0	43%	36%	50%	57%
Juvenile Probation Commission	7	6	\$0	50%	33%	67%	83%
Library Commission	7	7	\$ 341,000,000	71%	43%	71%	100%
Local Agency Formation Commission	7	4	\$ 427,685	50%	50%	50%	50%
Local Homeless Coordinating Board	9	7	\$ 54,000,000	0%	0%	0%	0%
Long Term Care Coordinating Council	40	35	\$0	9%	3%	6%	14%
Mental Health Board	17	9	\$0	0%	0%	0%	0%
MTA Board of Directors and Parking Authority Commission	7	6	\$ 1,258,700,000	33%	33%	50%	50%

Figure 26: Policy Body Demographics, 2021, Continued

Policy Body*	Total Seats	Filled Seats	FY20-21 Budget	Women	Women of Color	People of Color	Survey Response Rate
Municipal Green Building Task Force	21	21	\$0	43%	24%	29%	67%
Municipal Transportation Agency Citizens' Advisory Council	15	13	\$0	15%	8%	8%	15%
Office of Early Care and Education Citizens' Advisory Committee	9	9	\$0	67%	33%	44%	78%
Paratransit Coordinating Council	40	25	\$0	0%	0%	0%	0%
Park, Recreation, and Open Space Advisory Committee	23	19	\$0	26%	11%	11%	53%
Planning Commission	7	7	\$ 62,194,821	57%	29%	43%	71%
Police Commission	7	5	\$0	20%	20%	80%	100%
Port Commission	5	5	\$ 125,700,000	60%	40%	40%	60%
Public Utilities Citizen's Advisory Committee	17	14	\$0	21%	0%	14%	43%
Public Utilities Commission	5	5	\$ 1,433,954,907	20%	20%	20%	60%
Public Utilities Rate Fairness Board	7	4	\$0	25%	0%	25%	75%
Recreation and Park Commission	7	7	\$ 231,600,000	29%	14%	29%	43%
Reentry Council	7	5	\$0	0%	0%	0%	0%
Rent Board Commission	10	10	\$ 9,381,302	10%	0%	30%	60%
Residential Users Appeal Board	3	2	\$ 900	0%	0%	0%	50%
Retire Health Care Trust Fund Board	5	5	\$ 70,000	0%	0%	0%	0%
Retirement System Board	7	7	\$ 90,000,000	14%	14%	29%	57%
Small Business Commission	7	7	\$ 3,505,244	14%	0%	14%	43%
SoMa Community Planning Advisory Committee	11	7	\$0	0%	0%	0%	0%

Figure 26: Policy Body Demographics, 2021, Continued

Policy Body*	Total Seats	Filled Seats	FY20-21 Budget	Women	Women of Color	People of Color	Survey Response Rate
SoMa Community Stabilization Fund Community Advisory Committee	14	10	\$0	0%	0%	10%	10%
Southeast Community Facility Commission	7	7	\$0	0%	0%	0%	0%
Sunshine Ordinance Task Force	11	9	\$0	56%	44%	44%	89%
Sweatfree Procurement Advisory Group	11	6	\$0	0%	0%	0%	0%
Transgender Advisory Committee	14	14	\$0	0%	0%	21%	36%
Treasure Island Development Authority	7	6	\$0	17%	17%	33%	50%
Urban Forestry Council	15	14	\$0	0%	0%	0%	0%
Veterans Affairs Commission	17	16	\$ 150,000	0%	0%	0%	0%
War Memorial Board of Trustees	11	11	\$ 18,500,000	27%	18%	18%	45%
Workforce Investment Board	30	27	\$0	0%	0%	0%	0%
Youth Commission	17	17	\$0	41%	35%	71%	88%

*Policy Bodies in bold are Commission and Boards, while unbolded bodies are Advisory Bodies.

Figure 27: San Francisco Population Estimates by Race/Ethnicity and Gender, 2017*

Race/Ethnicity	Total		Female		Male	
	Estimate	Percent	Estimate	Percent	Estimate	Percent
San Francisco County, California	864,263	-	423,630	49%	440,633	51%
White, non-Hispanic or Latino	353,000	38%	161,381	17%	191,619	20%
Asian	295,347	31%	158,762	17%	136,585	15%
Hispanic or Latinx	131,949	14%	62,646	7%	69,303	7%
Some Other Race	64,800	7%	30,174	3%	34,626	4%
Black or African American	45,654	5%	22,311	2.4%	23,343	2.5%
Two or More Races	43,664	5%	21,110	2.2%	22,554	2.4%
Native Hawaiian and Pacific Islander	3,226	0.3%	1,576	0.2%	1,650	0.2%
Native American and Alaska Native	3,306	0.4%	1,589	0.2%	1,717	0.2%

San Francisco Population estimates come from the 2017 and 2018 American Community Survey 5-Year Estimates.

**Due to unavailable updated data on San Francisco population, the data used to represent the San Francisco population is from the 2019 Gender Analysis Report.*



London N. Breed
Mayor

City and County of San Francisco
Department on the Status of Women



Acknowledgments

The San Francisco Department on the Status of Women would like to thank the various policy body members, commission secretaries, and city staff who graciously assisted in collecting demographic data and providing information about their respective policy bodies. In particular, the Department would like to thank interns Charly De Nocker and Brooklynn McPherson for the data collection and analysis of this report.

San Francisco Commission on the Status of Women

President Breanna Zwart
Vice President Dr. Shokooh Miry
Commissioner Sophia Andary
Commissioner Sharon Chung
Commissioner Dr. Anne Moses
Commissioner Dr. Raveena Rihal
Commissioner Ani Rivera

Kimberly Ellis, Director
Department on the Status of Women

This report is available at the San Francisco Department on the Status of Women website, <https://sfgov.org/dosw/gender-analysis-reports>.

City and County of San Francisco
Department on the Status of Women
25 Van Ness Avenue, Suite 240
San Francisco, California 94102
sfgov.org/dosw
dosw@sfgov.org
415.252.2570