

Received in Committee - June 14, 2017



DEPARTMENT OF
HOMELESSNESS AND
SUPPORTIVE HOUSING

Street Homelessness in San Francisco

Board of Supervisors
Public Safety and Neighborhood Services Committee
June 14, 2017



Homelessness in San Francisco

2

- 7,500 people experiencing homelessness on any given night
- Includes youth, families and adults
- 58% are unsheltered
- 68% have a chronic health condition



<http://dhsh.sfgov.org>



Increasing Visibility

3

- Increase in real estate development
- Concentration of social services
- Opioid epidemic



<http://dhsh.sfgov.org>



Partners

4

- Department of Homelessness and Supportive Housing*
- San Francisco Police Department*
- Public Works
- Department of Public Health
- 311
- Department of Emergency Management
- Human Services Agency
- Nonprofit providers

<http://dhsh.sfgov.org>



Collaboration

5

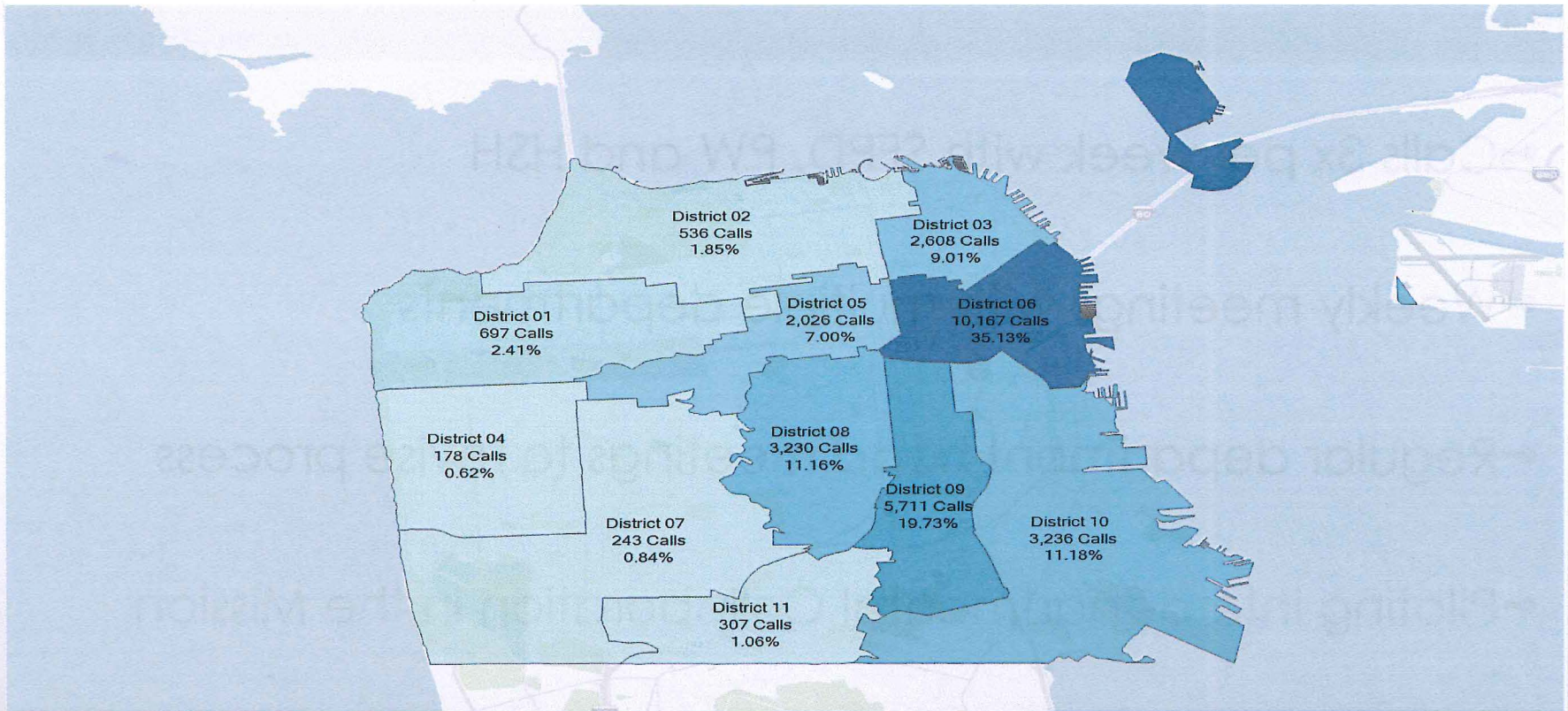
- Calls 3x per week with SFPD, PW and HSH
- Weekly meetings with multiple departments
- Regular department head meetings to revise process
- Piloting Interdepartmental Collaboration in the Mission

<http://dhsh.sfgov.org>

311 Calls (September 16 – February 17)

311 Calls by District

6



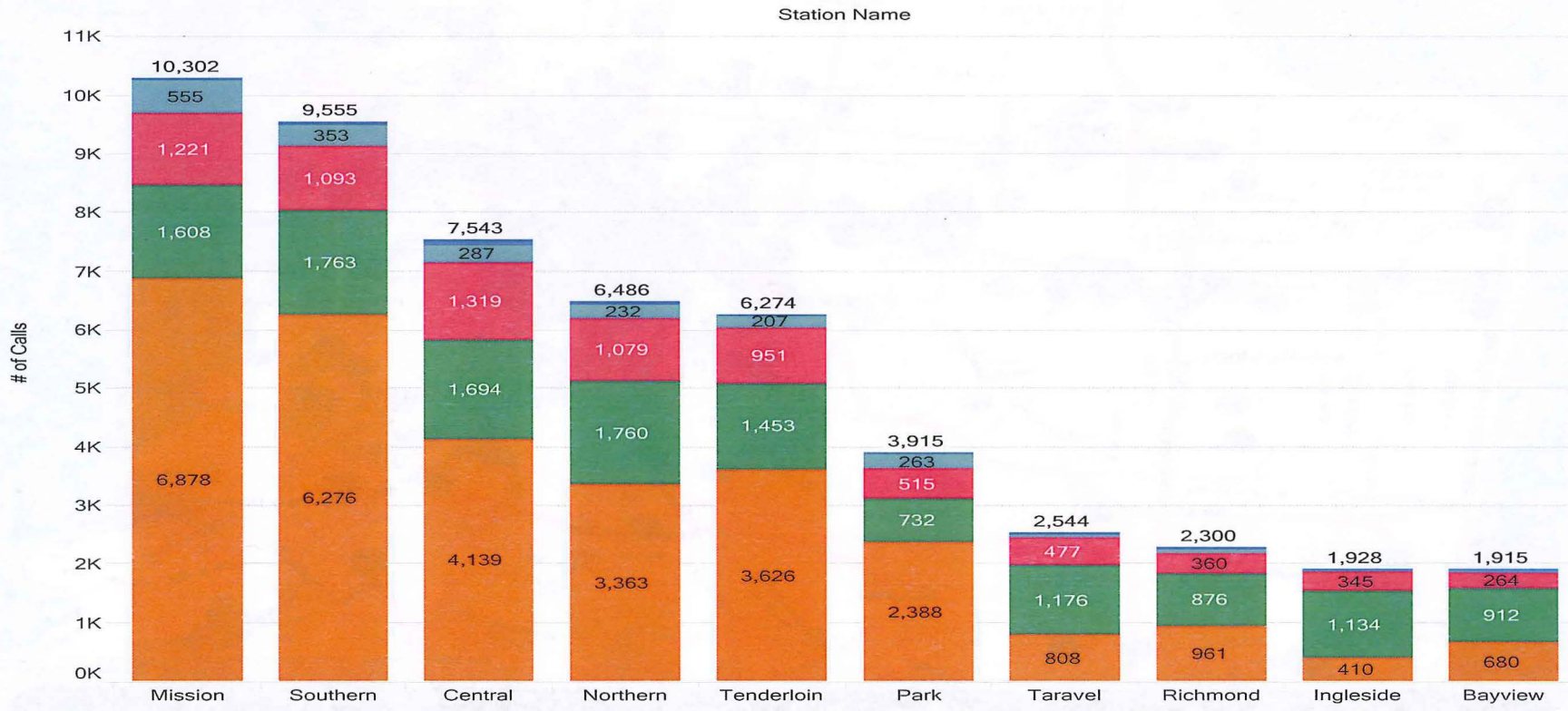
<http://dhsh.sfgov.org>



911 Calls (September 16 – February 17)

DEM Call Volume by Station & Call Type
September 2016 - February 2017

7

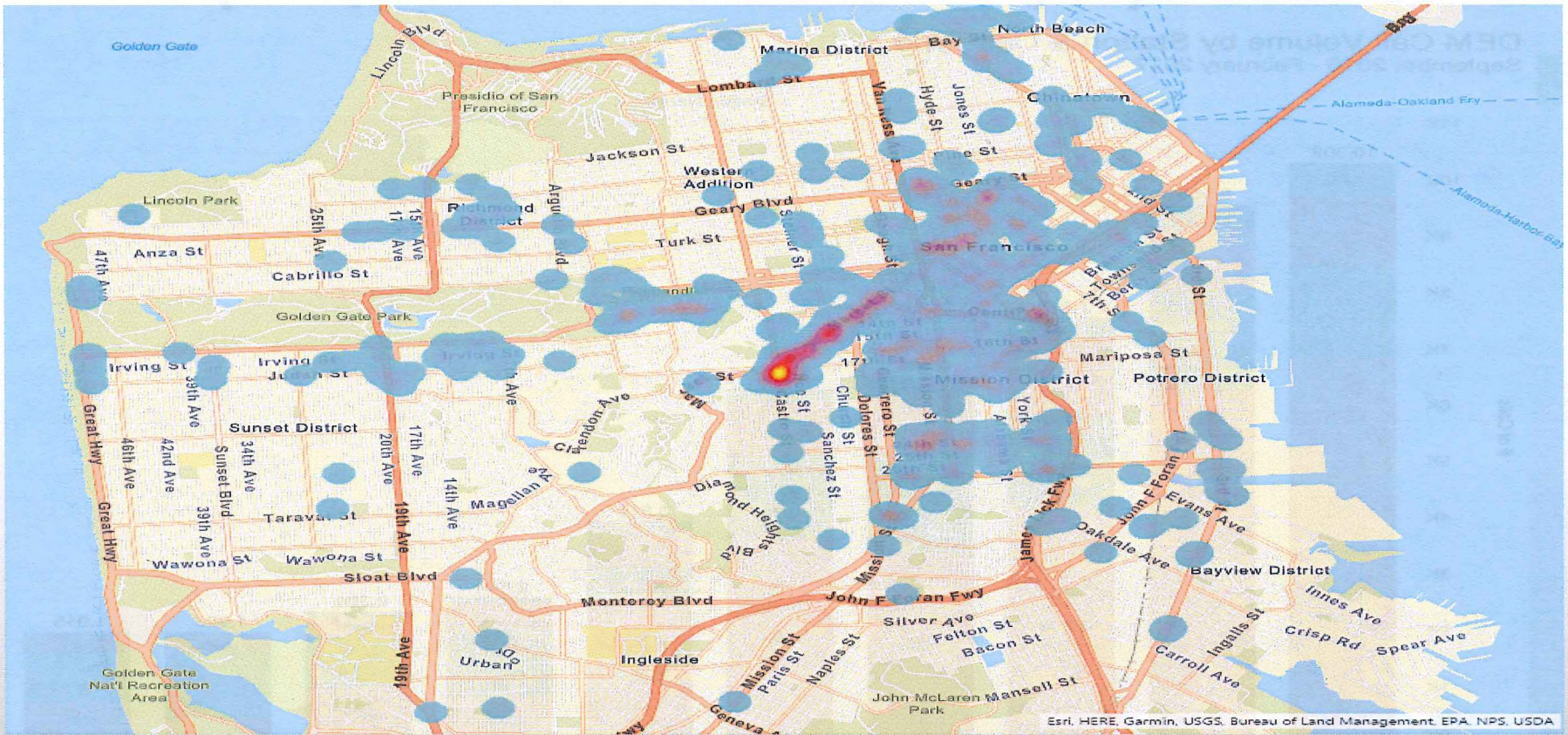


<http://dhsh.sfgov.org>



HOT Encounters (3k from 9/16 – 2/17)

8



<http://dhsh.sfgov.org>



Encampments in San Francisco

9

- Approximately 105 encampments in San Francisco
 - 1-5 people – 73
 - 6-20 people – 25
 - 20+ people - 7
- ~1,000 people in encampments
 - 13% of homeless population
 - 25% of unsheltered population



<http://dhsh.sfgov.org>

Selecting Encampments for Resolution

10

- 6 tents, 6 persons, 1 month
- Evaluation of Community Impacts with Partners
- Coordinated through City Wide Encampment Working Group



<http://dhsh.sfgov.org>



Resolving Encampments: Overview

11

- Encampment noticed of resolution date
- 3 weeks engagement
- Intensive outreach (daily)
- Individual service assessment
- Transportation to places of safety
- Intensive Case Management



<http://dhsh.sfgov.org>



Preventing Re-Encampment

12

- Walkthrough with Public Works to assess safety and access
- Coordinate with neighbors on prevention (fencing, lighting, security)
- Ongoing re-encampment prevention team (outreach workers, police and public works)

<http://dhsh.sfgov.org>



Outcomes: August – May 2017

13

- ERT has resolved 11 encampments
- 461 people were involved in these eleven sites
- 329 accepted a place of safety off the streets – 71%
- Approximately 25% exited homelessness
- 9 of the 11 encampments have remained resolved

<http://dhsh.sfgov.org>