

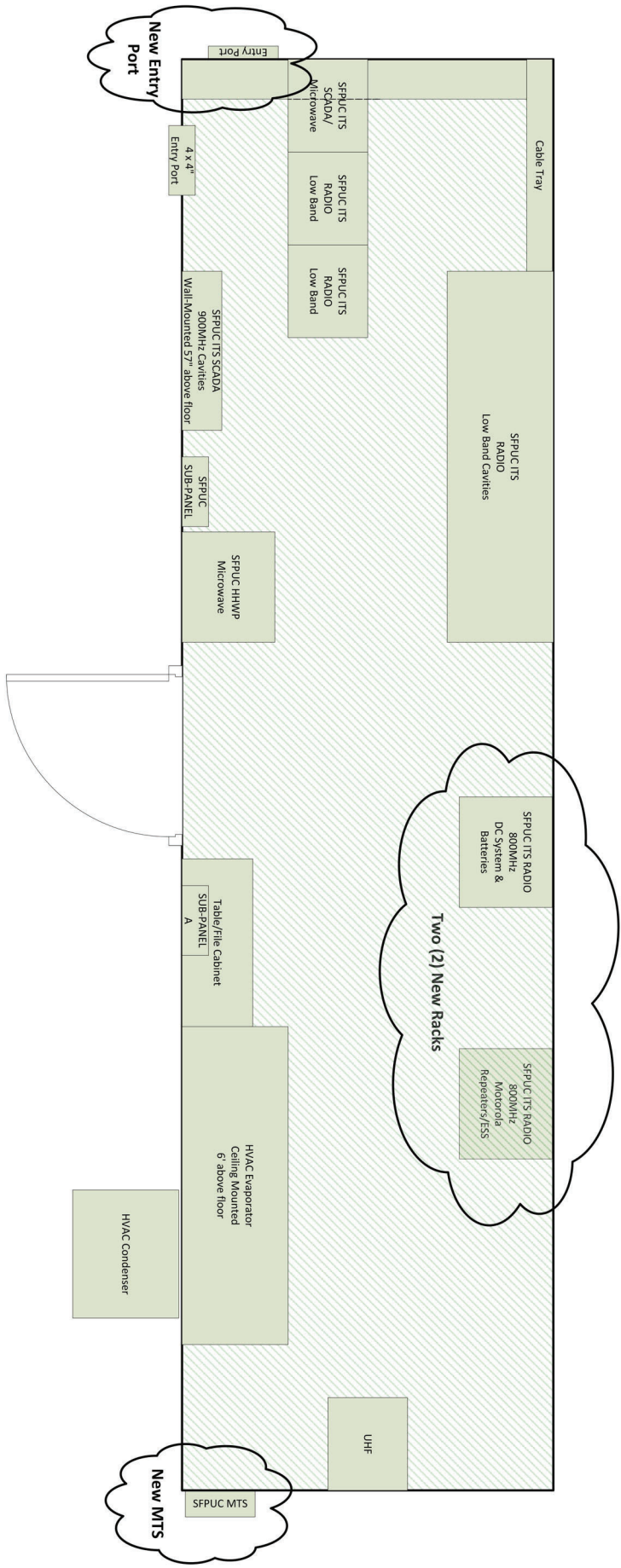
EXHIBIT C

Expanded Premises, Additional City Facilities

[see attached]

EXHIBIT C

Expanded Premises



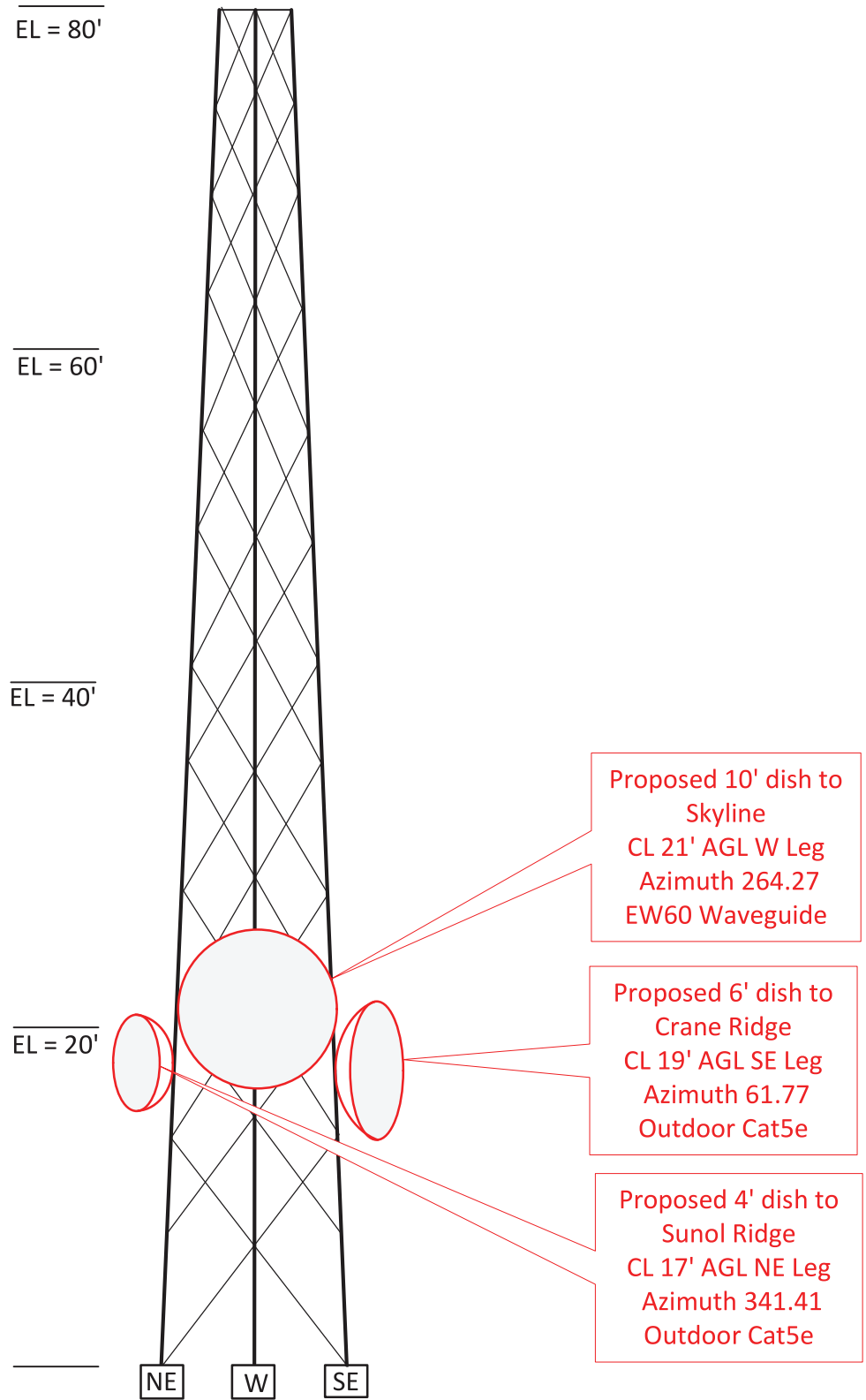
Building 3 (B-3) Proposed Floor Plan

SFPUC Proposed Antenna Locations

Tower/Pipe	Elevation AGL	Antenna	Antenna Function	Frequency Range	Feedline	Feedline Qty.
T-1	19' C/L	6' Dish	P25 LMR MW to Crane Ridge	6 GHz	Outdoor Cat5e	2
	17' C/L	4' Dish	P25 LMR MW to Sunol Ridge	11 GHz	Outdoor Cat5e	2
	21' C/L N leg	10' Dish	P25 LMR MW to Skyline	6 GHz	Elliptical Waveguide	1
T-5	110' Base	17.2' Whip	P25 LMR Rx1	800 MHz	7/8" Coaxial	1
	110' Base	17.2' Whip	P25 LMR Rx2	800 MHz	7/8" Coaxial	1
	110'	Tower Top Amplifier	P25 LMR Rx1, Rx2	800 MHz	1/2" Coaxial	1
	80' Base	17.2' Whip	P25 LMR Tx	800 MHz	7/8" Coaxial	1
Cable Bridge**	8' (approx)	< 1' GPS (Qty. 2)	GPS - Timing		3/8" Data Cable	2

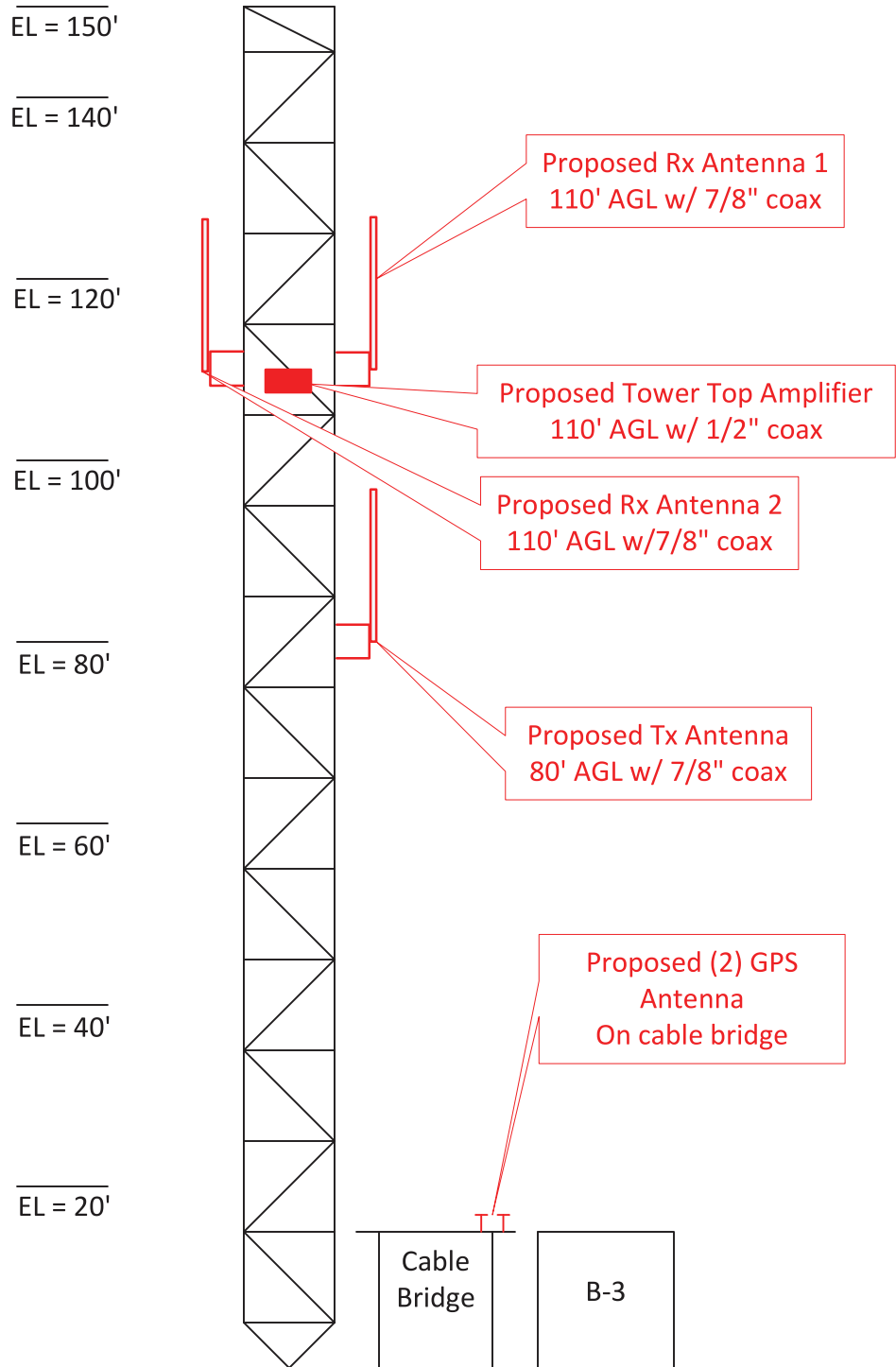
**** Mounted to Cable Bridge Between B-3 and T-5**

Tower 1 (T-1) Proposed Microwave Dish Locations



Not to Scale

Tower 5 (T-5) Proposed LMR Antenna Locations



Not to Scale