



1 [Real Property Lease - Sprint Spectrum, L.P. - 887 Potrero Avenue - \$69,600 Per Year Base  
2 Rent]

3 **Resolution authorizing the lease of telecommunications facilities on the roof of**  
4 **property located at 887 Potrero Avenue, with Sprint Spectrum, L.P., a Delaware limited**  
5 **partnership, for an initial five-year term at a base rent of \$69,600 per year, to commence**  
6 **upon approval by the Board of Supervisors and Mayor, in their respective sole and**  
7 **absolute discretion.**

8  
9 WHEREAS, The Board of Supervisors passed and the Mayor signed Resolution No.  
10 71-02 on February 8, 2002, on file with the Clerk of the Board of Supervisors in File No.  
11 020047, authorizing a lease ("Original Lease") of a telecommunications facility consisting of  
12 approximately 189 square feet on the roof of 887 Potrero Avenue, commonly known as the  
13 San Francisco General Hospital Mental Rehabilitation Facility ("Premises") between the City  
14 and County of San Francisco ("Landlord") and Sprint Spectrum L.P., ("Tenant"); and

15 WHEREAS, The Original Lease became a month-to-month at will lease on August 28,  
16 2012, and Tenant has continued to occupy the Premises; and

17 WHEREAS, Tenant warrants that it has acquired all licenses, permits, and other  
18 approvals required for the operation of the Tenant's telecommunication facilities; and

19 WHEREAS, The City, through its Real Estate Division and with consultation from the  
20 Office of the City Attorney, and Tenant have negotiated the proposed Lease, which provides  
21 an initial Base Rent of \$69,600 per year (\$5,800 per month) with Consumer Price Index  
22 adjustment to Base Rent of no less than three (3) percent and no more than six (6) percent  
23 annually on January 1 of each year; and

24 WHEREAS, The Tenant shall be responsible for all utilities and services for the use of  
25 the telecommunications site within the Premises; now, therefore, be it

1 RESOLVED, That in accordance with the recommendation of the Director of Property,  
2 that the Director of Property on behalf of the City, as Landlord, be and is hereby authorized to  
3 take all actions necessary to execute the Lease (a copy of which is on file with the Clerk of the  
4 Board of Supervisors in File No. 151214) at 887 Potrero Avenue, in San Francisco, California,  
5 at a Base Rent of \$69,600 per year, for a five year-term and one five year option; and, be it

6 FURTHER RESOLVED, That the Director of Property shall be authorized to enter into  
7 any additions, amendments or other modifications to the Lease that the Director of Property  
8 determines, in consultation with the City Attorney, are in the best interests of the City, do not  
9 materially increase the obligations or liabilities of the City, and are necessary or advisable to  
10 complete the transaction and effectuate the purpose and intent of this resolution; and, be it

11 FURTHER RESOLVED, That the Lease contains language indemnifying and holding  
12 harmless the Landlord, from and agreeing to defend the Landlord against any and all claims,  
13 costs and expenses, including, without limitation, reasonable attorney's fees, incurred as a  
14 result of City's use of the Premises, any default by the City in the performance of any of its  
15 obligations under the Lease or any acts or omissions of city or its agents, in, on or about the  
16 Premises or the property on which the Premises are located, including those claims, costs  
17 and expenses incurred as a result of negligence or willful misconduct of Landlord or its  
18 agents; and, be it


19 FURTHER RESOLVED, That the Board of Supervisors finds that competitive bidding  
20 procedures for award of the Lease were impractical or impossible due to Federal law and  
21 individual cellular company network needs; and, be it

22 FURTHER RESOLVED, That any action taken by the Director of Property and other  
23 officers of the City with respect to the Lease are hereby approved, confirmed and ratified; and,  
24 be it

1 FURTHER RESOLVED, That within thirty (30) days of the agreement being fully  
2 executed by all parties, the Director of Real Estate shall provide the agreement to the Clerk of  
3 the Board for inclusion into the official file.

6 RECOMMENDED:

7  
8   
9 \_\_\_\_\_  
10 John Updike  
11 Director of Real Estate

12   
13 \_\_\_\_\_  
14 Barbara Garcia  
15 Director of Public Health  
16  
17  
18  
19  
20  
21  
22  
23  
24  
25

<p><b>Item 12</b> <b>File 15-1214</b></p>	<p><b>Department:</b> Real Estate Division</p>
<p><b>EXECUTIVE SUMMARY</b></p>	
<p style="text-align: center;"><b>Legislative Objectives</b></p>	
<ul style="list-style-type: none"> <li>• The proposed resolution would approve a new lease agreement between Sprint Spectrum Limited Partnership (tenant) and the City’s Real Estate Division (landlord), in order for Sprint to continue to occupy 189 square feet of space on the roof of 887 Potrero Avenue at a base rent of \$69,600 per year (\$5,800 per month) for a total lease term of five years through January 2021, with one option to extend the lease by five years.</li> </ul>	
<p style="text-align: center;"><b>Key Points</b></p>	
<ul style="list-style-type: none"> <li>• The original lease agreement was for a five-year term from August 2002 through August 2007 with one five-year option to extend the lease agreement through August 2012. Sprint used the leased space to store and operate telecommunications equipment.</li> <li>• Since September 2012, Sprint has leased this space from the Real Estate Division on a month-to-month basis and now pays a holdover rental rate of \$10,640 per month, which equals 150 percent of the base rent of \$7,093 at the expiration of the original lease. The delay is partly due to the City’s intention to update the Communications Site Lease language and San Francisco General Hospital’s desire to restrict when Sprint could enter the property to complete tenant improvement and maintenance projects.</li> </ul>	
<p style="text-align: center;"><b>Fiscal Impact</b></p>	
<ul style="list-style-type: none"> <li>• The proposed lease agreement would generate an estimated \$369,516 in rent paid by Sprint to the City over the initial five-year lease period, including annual adjustments of at least 3 percent to account for consumer price index increases.</li> <li>• According to Ms. Bayol, the proposed monthly rent of \$5,800 per month is consistent with the market rate of other cellular sites in San Francisco.</li> </ul>	
<p style="text-align: center;"><b>Policy Consideration</b></p>	
<ul style="list-style-type: none"> <li>• The Real Estate Division determined that competitively bidding this site was not practicable because wireless carriers often have varying and specific needs for cell phone transmitters, and generally only one company has an interest in a selected site.</li> </ul>	
<p style="text-align: center;"><b>Recommendation</b></p>	
<ul style="list-style-type: none"> <li>• Approve the proposed resolution.</li> </ul>	

**MANDATE STATEMENT**

City Charter Section 9.118(c) states that any lease of real property for a period of ten years or more or that has revenue to the City of \$1 million or more is subject to Board of Supervisors approval.

**BACKGROUND**

In 2002, the Board of Supervisors approved the original lease agreement between the City's Real Estate Division as landlord, and Sprint Spectrum Limited Partnership (Sprint) as tenant, for 189 square feet of space on the roof of the San Francisco General Hospital Mental Health Rehabilitation Facility located at 887 Potrero Avenue. The original lease agreement was for a five-year term from August 2002 through August 2007 with one five-year option to extend the lease agreement through August 2012.<sup>1</sup> Under the original lease agreement, Sprint used the leased space to store and operate telecommunication equipment.<sup>2</sup>

The lease was extended through August 2012. Since September 2012, Sprint has leased this space from the Real Estate Division on a month-to-month basis and now pays a holdover rental rate of \$10,640 per month, which equals 150 percent of the base rent of \$7,093 at the expiration of the original lease. According to Ms. Marta Bayol of the City's Real Estate Division (RED), the approximately three year and four month delay in drafting a new lease agreement is partly due to the City's intention to update the Communications Site Lease language and San Francisco General Hospital's desire to restrict when Sprint could enter the property to complete tenant improvement and maintenance projects.

**DETAILS OF PROPOSED LEGISLATION**

The proposed resolution would approve a new lease agreement between Sprint Spectrum Limited Partnership (tenant) and the City's Real Estate Division (landlord), in order for Sprint to continue to occupy 189 square feet of space on the roof of the building at 887 Potrero Avenue at a base rent of \$69,600 per year (\$5,800 per month) for a total lease term of five years through January 2021, with one option to extend the lease by five years through January 2026. Table 1 below shows the major provisions in the proposed lease agreement.

---

<sup>1</sup> The original lease on file, dated August 31, 2001, was the draft used during the 2001 negotiation process. The original lease, which was approved by the Board of Supervisors in February 2002, began in August 2012 after securing the building permits.

<sup>2</sup> Under the existing lease agreement, Sprint was also authorized to install wiring and conduit within the leased space, and construct and maintain five equipment cabinets and six antennas during their tenancy.

**Table 1. Proposed Lease Terms for 887 Potrero Avenue**

<b>Lease Agreement Terms</b>	<b>Proposed Lease</b>
Size of property	189 square feet
Lease period	5-year initial term (anticipated from February 1, 2016 through January 31, 2021, pending Board of Supervisors approval)
Extension options	One five-year option to extend through January 31, 2026
Base rent	\$5,800 per month; \$69,600 per year
Annual adjustments to base rent	Annual adjustments on January 1 <sup>st</sup> of each year by no less than 3 percent and no more than 6 percent.
Rent adjustment for lease extension	Adjusted to fair market value
Tenant Improvements	Sprint will pay for all tenant improvements, which include 3 antennas and 2 equipment cabinets.
Utilities	Sprint is responsible for all utility costs.
Timing of Tenant Improvements and Maintenance Projects	Tenant may complete tenant improvements and maintenance projects only if the City receives advance notice of at least 48 hours.

Source: Real Estate Division staff.

**FISCAL IMPACT**

As shown in Table 2 below, the proposed lease agreement would generate an estimated \$369,516 in rent paid by Sprint to the City over the initial five-year lease period, including annual adjustments of at least 3 percent to account for consumer price index increases.

**Table 2. Projected Revenues from Proposed Lease Agreement**

Lease Year	Monthly Base Rent	Yearly Base Rent (annual 3% consumer price index increases)
Year 1	\$5,800	\$69,600
Year 2	5,974	71,688
Year 3	6,153	73,839
Year 4	6,338	76,054
Year 5	6,528	78,335
<b>Total</b>		<b>\$369,516</b>

Source: Real Estate Division staff.

The first year rent of \$5,800 per month is \$1,293 or approximately 18 percent less than the rent of \$7,093 per month in effect on expiration of the original lease. According to Ms. Bayol, Sprint approached the Real Estate Division to negotiate a market-based rental rate for 887 Potrero Avenue, as Sprint has been paying above market rate for the duration of this lease agreement. According to Ms. Bayol, the proposed monthly rent of \$5,800 per month is consistent with the market rate of other cellular sites in San Francisco. Ms. Bayol also explained that rental rates for cellular sites are based on the service and connectivity provided to cell phone users and whether the area is considered to be high-profile. 887 Potrero Avenue is viewed as a less desirable location than other high-profile areas.

**POLICY CONSIDERATION**

According to the proposed resolution, the Board of Supervisors finds that it is in the best interest of the City to enter into the proposed lease with Sprint based on direct negotiations without a competitive bid process, and that competitive bidding in this situation would be impracticable or impossible.

According to Ms. Bayol, the Real Estate Division determined that competitively bidding this site was not practicable because wireless carriers often have varying and specific needs for cell phone transmitters, and generally only one company has an interest in a selected site. For instance, AT&T may need additional coverage in an area where Sprint does not. The wireless carriers, based upon network demands and technologies used then determines where to place the transmitter and antennae and approaches the property owner.

**RECOMMENDATION**

Approve the proposed resolution.





RECEIVED  
BOARD OF SUPERVISORS  
SAN FRANCISCO

NOV 10 PM 4:28

AK



Edwin M. Lee, Mayor  
Naomi M. Kelly, City Administrator

John Updike  
Director of Real Estate

November 5, 2015

Real Property Lease  
887 Potrero Avenue  
Sprint Spectrum

Through Naomi Kelly, City Administrator

Honorable Board of Supervisors  
City & County of San Francisco  
City Hall, Room 244  
1 Dr. Carlton B. Goodlett Place  
San Francisco, CA 94102-4689

Dear Board Members:

Enclosed for your consideration is a Resolution authorizing the lease of telecommunication facilities consisting of 189 square feet on the roof of property located at 887 Potrero Avenue, San Francisco, California, commonly known as San Francisco General Hospital Mental Rehabilitation Facility, between the City and County of San Francisco ("City") and Sprint Spectrum, L.P. ("Tenant"). The original lease agreement, dated August 31, 2001, became a month-to-month at-will lease on August 28, 2012 and Tenant has continued to occupy the premises at a holdover rate, which is currently \$10,640.10 per month. The holdover rate represents 150% of the former base rent of \$7,093.40.

Through this proposed legislation, we seek Board of Supervisors approval and authorization of the negotiated lease agreement for an initial five year term at a base rent of \$69,600 per year (\$5,800 per month) with annual Consumer Price Index adjustment of no less than three (3) percent and no more than six (6) percent annually on January 1 of each year. The lease includes one option to extend the term for an additional five years.

The negotiated lease rate exceeds our established minimum acceptable lease rate for cellular facilities, and is supported by comparable rental market data.

The new negotiated rate of \$5,800 per month is less than the former base rent because the location is not as desirable as other high-profile areas. Similar rates are paid by larger carriers like AT&T and Verizon with equipment areas that are double in size if not triple. This Tenant has a smaller market share than other carriers and the new rate is deemed fair.

Should you have any questions or need additional information, do not hesitate to call Marta Bayol of our office at 554-9865.

Respectfully,



John Updike  
Director of Real Estate

cc: Naomi Kelly, City Administrator

w/ Resolution;  
Barbara Garcia, DPH

COMMUNICATIONS SITE LEASE

between

CITY AND COUNTY OF SAN FRANCISCO,  
as Landlord

and

SPRINT SPECTRUM L.P.,  
as Tenant

For the lease of

a Site at 887 Potrero Avenue,  
San Francisco, California

March 5, 2015

TABLE OF CONTENTS

	<u>Page</u>
1. BASIC LEASE INFORMATION .....	1
2. CO-LOCATION OF TELECOMMUNICATIONS FACILITIES.....	3
2.1 Prohibition on Co-location Without Landlord's Consent .....	3
2.2 Required Co-location.....	3
3. PREMISES; AS IS LEASE.....	4
3.1 Lease Premises .....	4
3.2 As Is Lease.....	4
4. TERM.....	5
4.1 Term of Lease.....	5
4.2 Confirmation of Commencement Date and Expiration Date .....	5
4.3 Delay in Lease Commencement .....	<b>Error! Bookmark not defined.</b>
5. RENT; ADDITIONAL CHARGES .....	5
5.1 Base Rent.....	6
5.2 Adjustments in Base Rent.....	6
5.3 Additional Charges .....	6
5.4 Late Charges .....	7
5.5 Default Interest .....	7
6. USE.....	7
6.1 Permitted Use .....	7
6.2 No Illegal Uses or Nuisances.....	7
7. INSTALLATION OF TENANT IMPROVEMENTS .....	7
7.1 Tenant Improvement Work .....	7
7.2 Air-conditioning and Fire Suppression.....	8
8. ALTERATIONS.....	8
8.1 Tenant's Alterations .....	8
8.2 Title to and Removal of Tenant's Equipment.....	9
8.3 Taxes on Tenant's Property .....	9
9. CITY'S ALTERATIONS OF THE BUILDING AND BUILDING SYSTEMS .....	9
10. REPAIRS AND MAINTENANCE.....	10
10.1 City's Repairs.....	10
10.2 Tenant's Repairs.....	10
11. LIENS.....	10
12. UTILITIES AND SERVICES.....	11

12.1	Utilities and Services .....	11
12.2	Mandatory or Voluntary Restrictions .....	11
12.3	Floor Load .....	11
13.	COMPLIANCE WITH LAWS AND RISK MANAGEMENT REQUIREMENTS .....	12
13.1	Compliance with Laws .....	12
13.2	Licenses and Approvals .....	13
13.3	Radiofrequency Radiation and Electromagnetic Fields .....	13
13.4	Compliance with City's Risk Management Requirements .....	13
14.	SUBORDINATION .....	13
15.	DAMAGE OR DESTRUCTION .....	13
16.	EMINENT DOMAIN .....	14
16.1	Eminent Domain .....	14
16.2	Temporary Takings .....	15
17.	ASSIGNMENT AND SUBLETTING .....	15
17.1	Restriction on Assignment and Subletting .....	15
17.2	Notice of Proposed Transfer .....	15
17.3	City's Response .....	15
17.4	Effect of Sublease or Assignment .....	16
17.5	Assumption by Transferee .....	16
17.6	Permitted Assignment .....	16
18.	DEFAULT .....	16
18.1	Events of Default .....	16
18.2	Remedies .....	17
19.	TENANT'S INDEMNITY .....	18
20.	INSURANCE .....	18
20.1	Tenant's Insurance .....	18
20.2	Tenant's Property .....	20
20.3	City's Self Insurance .....	20
20.4	Waiver of Subrogation .....	20
21.	LIMITATION OF CITY'S LIABILITY .....	20
21.1	Limitation on City's Liability .....	20
21.2	Consequential Damages .....	20
21.3	No Relocation Assistance .....	20
22.	ACCESS TO PREMISES .....	21
22.1	Tenant's Access to the Premises .....	21
22.2	City's Access to the Premises .....	22
22.3	Emergency Access .....	22

22.4	No Liability.....	22
22.5	No Abatement.....	22
22.6	Minimize Disruption.....	22
23.	ESTOPPEL CERTIFICATES .....	23
24.	RULES AND REGULATIONS .....	23
25.	SECURITY DEPOSIT .....	23
26.	SURRENDER OF PREMISES .....	24
27.	HAZARDOUS MATERIALS.....	24
27.1	Definitions .....	24
27.2	Hazardous Materials in Premises .....	25
27.3	Tenant's Environmental Indemnity.....	25
28.	SPECIAL PROVISIONS .....	26
28.1	Extension Option .....	26
28.2	Tenant's Right to Terminate .....	27
28.3	City's Right to Terminate Due to Finding by Board of Supervisors .....	27
28.4	City's Protection Against Interference.....	27
28.5	Tenant's Protection Against Interference.....	27
29.	GENERAL PROVISIONS .....	28
29.1	Notices .....	28
29.2	No Implied Waiver .....	28
29.3	Amendments.....	28
29.4	Authority.....	29
29.5	Interpretation of Lease.....	29
29.6	Successors and Assigns .....	29
29.7	Brokers.....	29
29.8	Severability .....	30
29.9	Governing Law .....	30
29.10	Entire Agreement.....	30
29.11	Attorneys' Fee .....	30
29.12	Holding Over .....	30
29.13	Time of Essence.....	31
29.14	Cumulative Remedies.....	31
29.15	Survival of Indemnities .....	31
29.16	Signs .....	31
29.17	Light and Air .....	31
29.18	Recording.....	31
29.19	Taxes, Assessments, Licenses, Permit Fees and Liens.....	31

29.20	Non-Liability of City Officials, Employees and Agents .....	32
29.21	Wages and Working Conditions.....	32
29.22	Non-Discrimination in City Contracts and Benefits Ordinance.....	32
29.23	Requiring Health Benefits for Covered Employees .....	33
29.24	MacBride Principles - Northern Ireland .....	35
29.25	Drug-Free Workplace .....	35
29.26	Tropical Hardwood and Virgin Redwood Ban.....	35
29.27	Pesticide Prohibition.....	35
29.28	Prohibition of Tobacco Sales and Advertising.....	35
29.29	Prohibition of Alcoholic Beverage Advertising .....	36
29.30	Preservative-Treated Wood Containing Arsenic.....	36
29.31	Conflicts of Interest .....	36
29.32	Notification of Limitations on Contributions .....	36
29.33	Sunshine Ordinance .....	37
29.34	Counterparts.....	37
29.35	Effective Date .....	37
29.36	Cooperative Drafting .....	37

LIST OF EXHIBITS

- EXHIBIT A – Description of Premises
- EXHIBIT B – Notice of Commencement Date
- EXHIBIT C – Approved Tenant's Plans and Specifications
- EXHIBIT D – Conditional Use Permit

COMMUNICATIONS SITE LEASE

THIS COMMUNICATIONS SITE LEASE (this "Lease") dated for reference purposes only as of March 5, 2015, is made between the CITY AND COUNTY OF SAN FRANCISCO, a municipal corporation ("City" or "Landlord"), and SPRINT SPECTRUM L.P., a Delaware limited partnership ("Tenant").

City and Tenant hereby covenant and agree as follows:

**1. BASIC LEASE INFORMATION**

The following is a summary of basic lease information (the "Basic Lease Information"). Each item below shall be deemed to incorporate all of the terms set forth in this Lease pertaining to such item. In the event of any conflict between the information in this Section and any more specific provision of this Lease, the more specific provision shall control.

Lease Reference Date:	March 5, 2015
Landlord:	CITY AND COUNTY OF SAN FRANCISCO
Tenant:	SPRINT SPECTRUM L.P.
Building ( <u>Section 2.1</u> ):	Building located on the property commonly known as the San Francisco General Hospital Mental Health Rehabilitation Facility, 887 Potrero Avenue, San Francisco, California, and also known as Assessor's Lot 2, Block 4090 (the "Building").
Premises ( <u>Section 2.1</u> ):	The portions of the Building consisting of approximately one hundred eighty-nine (189) square feet of space located on the roof of the Building on which Tenant's communications facilities and antennae are to be installed and mounted as shown on <u>Exhibit A</u> . In connection with this Lease and during the term of the Lease, Tenant shall have a nonexclusive license for the placement and use of wiring and conduit as shown on the Approved Plans (as defined in <u>Section 7.1</u> ). The Building is under the jurisdiction of the City's Public Health Department.
Term ( <u>Section 3.1</u> ):	Five (5) years  Estimated commencement date: April 1, 2015  Expiration date: Fifth (5 <sup>th</sup> ) anniversary of the Commencement Date (as defined in Section 3.1)
Extension Option ( <u>Section 28.1</u> ):	One (1) additional term of five (5) years, exercisable on the terms specified in <u>Section 28.1</u>
Base Rent ( <u>Section 4.1</u> ):	Initial Annual Base Rent: \$69,600  Initial monthly payments: \$5,800



Adjustment Dates (Section 4.2): Annually on January 1 of each year, beginning January 1, 2016.

Use (Section 5.1): Tenant shall only use the Premises for the construction, maintenance and operation of the Tenant Equipment and for the transmission and reception of radio communication signals on various frequencies with the Tenant Equipment (a "Communications Site"). Tenant shall not use the Premises for any other purposes without the written consent of Landlord.

Tenant's Equipment (Section 6): The following equipment and improvements that Tenant has the right to install at the Building pursuant to this Lease, which installation shall be done at Tenant's sole cost: Three (3) panel antennas (one (1) antenna per sector) and two (2) equipment cabinets to be installed (collectively, "Tenant's Equipment") as shown on Exhibit C attached hereto.

Utilities and Services (Section 10.1): All utilities and services necessary for use of the Communications Site to be provided by Tenant at its sole cost; City has no responsibility for any utilities or services to the Premises or the common or license area unless Tenant requires minimal and temporary access to existing utilities to install future equipment installations permitted under this Lease, in which case City agrees to provide such minimal and temporary access.

Security Deposit (Section 24.1): \$11,600

Notice Address of Landlord (Section 29.1): Department of Public Health  
101 Grove Street  
San Francisco, CA 94102  
Attn: Director of Public Health  
Re: 887 Potrero Ave.

with a copy to:

City and County of San Francisco  
Real Estate Division  
25 Van Ness Avenue, Suite 400  
San Francisco, CA 94102  
Attn: John Updike, Director of Property  
Re: 887 Potrero Ave.

and to:

Office of the City Attorney  
City and County of San Francisco  
City Hall, Room 234  
1 Dr. Carlton B. Goodlett Place  
San Francisco, CA 94102  
Attn: Special Projects Team  
Re: 887 Potrero Ave.

Key Contact for Landlord: Jason Zook, Executive Project Manager, SFGH  
Telephone No.: 415-206-6853  
Notice Address for Tenant (Section 28.1): Sprint Nextel Property Services  
Mailstop: KSOPHT0101-Z2650  
6391 Sprint Parkway  
Overland Park, KS 66251-2650  
With a mandatory copy to: Sprint Nextel Law Department  
Mailstop: KSOPHT0101-Z2020  
6391 Sprint Parkway  
Overland Park, KS 66251-2020  
Attn: Real Estate Attorney  
Key Contact for Tenant: Sprint PCS Property Services  
Telephone No.: 866-303-1622  
Other Noteworthy Provisions: Tenant has the right to terminate this Lease if it loses its permits to operate a Communications Site at the Premises in spite of its reasonable efforts to maintain such permits (Section 28.2).

## 2. CO-LOCATION OF TELECOMMUNICATIONS FACILITIES

### 2.1 Prohibition on Co-location Without Landlord's Consent

Co-location of facilities is prohibited except with the express written approval of Landlord. A "co-located telecommunication facility" means a telecommunication facility comprised of one or more antennas, dishes, or similar devices owned or used by more than one public or private entity that is not controlled by or under common control with Tenant. The meaning of "control" in the foregoing sentence shall be as set forth in Section 17.6.

### 2.2 Required Co-location

Notwithstanding the foregoing, Tenant acknowledges that Landlord may require Tenant to co-locate its facilities on the Premises with other facilities or providers or require Tenant to permit other facilities or providers to co-locate on Tenant's facilities.

Tenant shall cooperate and use commercially reasonable efforts to facilitate co-location of future telecommunications facilities upon the Premises; provided, however, that Tenant shall not be under any such obligation if a proposed co-location causes interference with Tenant's existing use of the Premises. If no such interference would occur upon installation of a co-locator's equipment as reasonably determined by Landlord, then the proposed co-locator in each instance shall, as a condition precedent to any proposed co-location: (i) execute and deliver a co-location agreement prepared in commercially reasonable form by the proposed co-locator; (ii) pay all costs arising from or related to the co-location, including but not limited to any and all costs incurred by Tenant to accommodate such co-location; and (iii) reimburse Tenant a commercially reasonable percentage of costs and expenses (including capital expenditures) incurred by Tenant in connection with the development, use, or occupancy of the Premises prior to the co-location.

### 3. PREMISES; AS IS LEASE

#### 3.1 Lease Premises; Tenant Cable License

Subject to the terms, covenants and conditions set forth in this Lease, City leases to Tenant and Tenant leases from City those premises specified in the Basic Lease Information and shown on the plans attached hereto as Exhibit A (the "Premises"). Tenant shall have access to the Premises and portions of the common areas of the Building as provided in Section 22.1 (Tenant's Access to Premises).

In connection with its use of the Premises as a Communications Site and for the Term of this Lease, City grants Tenant a nonexclusive license for the placement and use of Tenant's utility and fiber cabling, wires, and conduits reasonably necessary to connect Tenant's Equipment (collectively, the "Tenant Cables") across the areas shown on the Approved Plans (as defined in Section 7.1 (Tenant Improvement Work)). Such license shall be irrevocable, but shall terminate upon any termination of this Lease. City, in its sole discretion and at its sole cost and expense, may relocate the license area upon one hundred eighty (180) days prior written notice to Tenant. Except as otherwise expressly permitted in this Lease, all Tenant Cables that connect Tenant's Equipment located in different sites within the Building shall pass through existing openings in the Building's walls, floors, or ceilings unless Tenant reasonably determines that such existing openings are not usable. In such event, Tenant shall obtain Landlord's prior written consent to make any new penetrations through the Building walls, floors, or ceilings and roofs for any Tenant Cables, which consent will not be unreasonably withheld, conditioned or delayed.

To request Landlord's consent to new penetrations, Tenant shall deliver such request to Landlord in writing, together with any information reasonably requested by Landlord to analyze whether such proposed penetrations would negatively impact the Building's safety or structural integrity (a "Request Notice"). Such Landlord-requested information may include an analysis of the impact of the proposed penetrations, prepared by a California-licensed structural engineer with reasonable experience in analyzing such issues. If the cost of making any such new penetrations is more than Five Thousand Dollars (\$5,000), Tenant shall pay Landlord the administrative fee described in Section 8.1. If the cost of making any such new penetrations is Five Thousand Dollars (\$5,000) or less, at Landlord's election, Tenant shall pay Landlord a reasonable administrative review fee before Landlord is required to review such new penetration request. Such administrative review fee shall be based on Landlord's estimated costs in reviewing the proposed penetrations. Landlord shall notify Tenant in writing if Landlord will charge such an administrative review fee and the amount of such fee within thirty (30) days' of receiving Tenant's Request Notice. Tenant shall have the right to withdraw its Request Notice at any time; provided, however, that if Tenant withdraws such Request Notice after delivering the administrative review fee or a Section 8.1 administrative fee, Landlord shall have no obligation to reimburse such fee to Tenant.

#### 3.2 As Is Lease

TENANT EXPRESSLY ACKNOWLEDGES AND AGREES THAT THE PREMISES ARE BEING LEASED AND ACCEPTED IN THEIR "AS IS, WITH ALL FAULTS" CONDITION, WITHOUT REPRESENTATION OR WARRANTY OF ANY KIND, AND SUBJECT TO ALL APPLICABLE LAWS, RULES AND ORDINANCES, INCLUDING, WITHOUT LIMITATION, ZONING ORDINANCES AND REGULATIONS GOVERNING THE USE, OCCUPANCY OR POSSESSION OF THE PREMISES OR LICENSED AREAS. TENANT REPRESENTS AND WARRANTS TO LANDLORD THAT TENANT HAS CONDUCTED A REASONABLY DILIGENT INVESTIGATION, EITHER INDEPENDENTLY OR THROUGH AGENTS OF TENANT'S CHOOSING, OF THE CONDITION OF THE PREMISES AND OF THE SUITABILITY OF THE PREMISES FOR TENANT'S INTENDED USE, AND TENANT IS RELYING SOLELY ON ITS INDEPENDENT INVESTIGATION.

TENANT FURTHER REPRESENTS AND WARRANTS THAT ITS INTENDED USE OF THE PREMISES IS THE USE DESCRIBED IN THE BASIC LEASE INFORMATION. TENANT AGREES THAT NEITHER CITY NOR ANY OF ITS AGENTS HAVE MADE, AND CITY DISCLAIMS, ANY REPRESENTATIONS OR WARRANTIES, EXPRESS OR IMPLIED, WITH RESPECT TO THE PHYSICAL, STRUCTURAL OR ENVIRONMENTAL CONDITION OF THE PREMISES OR THE PRESENT OR FUTURE SUITABILITY OF THE PREMISES OR LICENSED AREAS FOR THE CONDUCT OF TENANT'S BUSINESS, OR ANY OTHER MATTER WHATSOEVER RELATING TO THE PREMISES, INCLUDING, WITHOUT LIMITATION, ANY IMPLIED WARRANTIES OF MERCHANTABILITY OR FITNESS FOR A PARTICULAR PURPOSE. FOR PURPOSES OF CALIFORNIA CIVIL CODE SECTION 1938, TO THE EXTENT APPLICABLE TO THIS PERMIT, THE BUILDING HAS NOT BEEN INSPECTED BY A CERTIFIED ACCESS SPECIALIST.

#### **4. TERM**

##### **4.1 Term of Lease**

The Premises are leased for a term (the "Term") of five (5) years, commencing and terminating as set forth below. The Term of this Lease shall end on the Expiration Date specified in the Basic Lease Information, or such earlier date on which this Lease terminates pursuant to the terms hereof. No delay in the commencement of this Lease beyond the Estimated Commencement Date specified in the Basic Lease Information shall serve to extend the Initial Term beyond the Expiration Date. Tenant shall have the right to extend the Term for one (1) additional term of five (5) years on the terms provided in Section 28.1 (Options to Extend Term). As used below, the "Term" shall include the initial term of five (5) years, and any of the Extended Terms if Tenant duly exercises its Extension Options with respect to such Extended Term(s) pursuant to this Lease.

##### **4.2 Confirmation of Commencement Date and Expiration Date**

The Term of this Lease shall commence on the full execution by the parties (which execution by City shall require the resolution specified in Section 29.35 below) (the "Commencement Date"). The Term shall terminate on the Expiration Date unless earlier terminated pursuant to the terms hereof or extended as provided in Section 28.1. Promptly following the Commencement Date, if the Commencement Date occurs on a date other than the Estimated Commencement Date specified in the Basic Lease Information, Tenant shall deliver to City a notice in substantially the form attached hereto as Exhibit B identifying the Commencement Date determined in accordance with the provisions hereof, and City shall execute and return such notice to Tenant. However, the parties' failure to execute or deliver such notice shall not affect the commencement of the Term.

##### **4.3 Termination of 2001 Lease**

Immediately prior to the Commencement Date, Tenant leased the Premises from City pursuant to a lease dated as of August 31, 2001 (the "2001 Lease"). The initial term of the 2001 Lease terminated on August 27, 2012, and Tenant continued to occupy the Premises pursuant to the Lease, and with City's consent, on a month to month holdover basis under Section 28.12 of the 2001 Lease. Tenant and City agree that the 2001 Lease, and Tenant's lease of the Premises under the 2001 Lease, shall automatically terminate as of the day immediately preceding the Commencement Date. Tenant acknowledges that Tenant never delivered the security deposit required under the 2001 Lease to City and accordingly, there is no security deposit to be returned to Tenant pursuant to the 2001 Lease.

## **5. RENT; ADDITIONAL CHARGES**

### **5.1 Base Rent**

Beginning on the Commencement Date, Tenant shall pay to City during the Term the annual Base Rent specified in the Basic Lease Information as the same may be increased pursuant to Section 5.2 (Adjustments in Base Rent) (the "Base Rent"). The Base Rent shall be payable in equal consecutive monthly payments on or before the first day of each month, in advance, by good check to the City and County of San Francisco at the address for the Director of Property specified in the Basic Lease Information, or such other place as City may designate in writing upon thirty (30) days advance notice. Tenant shall pay the Base Rent without any prior demand and without any deduction or setoff. If the Commencement Date occurs on a day other than the first day of a calendar month, or the Expiration Date occurs on a day other than the last day of a calendar month, then the Base Rent for such fractional month shall be prorated based on a thirty (30)-day month.

### **5.2 Adjustments in Base Rent**

On each date specified in the Basic Lease Information for the adjustment of Base Rent (an "Adjustment Date") during the Term, the Base Rent payable by Tenant under Section 5.1 (Base Rent) above shall be adjusted to an amount determined as follows:

The Consumer Price Index Urban Wage Earners and Clerical Workers (base years 1982-1984 = 100) for San Francisco-Oakland-San Jose area published by the United States Department of Labor, Bureau of Labor Statistics (the "Index"), which is published most immediately preceding the Adjustment Date (the "Adjustment Index"), shall be compared with the Index published most immediately preceding the Commencement Date in the case of the first Adjustment Date or, in the case of any subsequent Adjustment Date, the Adjustment Index for the previous Adjustment Date (the "Base Index").

If the Adjustment Index has increased over the Base Index, then the Base Rent payable on and after the Adjustment Date shall be set by multiplying the Base Rent by a fraction, the numerator of which is the Adjustment Index and the denominator of which is the Base Index; provided, however, in no event shall the monthly Base Rent be increased by an amount less than three percent (3%) nor more than six percent (6%) of the monthly Base Rent in effect for the last full month immediately preceding the Adjustment Date.

If the Index is changed so that the base year differs from that used as of the date most immediately preceding the Commencement Date, the Index shall be converted in accordance with the conversion factor published by the United States Department of Labor, Bureau of Labor Statistics. If the Index is discontinued or revised during the Term, such other government index or computation with which it is replaced shall be used in order to obtain substantially the same result as would be obtained if the Index had not been discontinued or revised.

### **5.3 Additional Charges**

Tenant shall promptly pay to City any and all Utility Charges under Section 11.1 (Utilities and Services), and other amounts, if any, required under any other provision of this Lease, as additional rent (herein called "Additional Charges"). Such Additional Charges shall be payable to City at the same place and in the same manner as the Base Rent is payable. City shall have the same remedies for a default in the payment of any Additional Charges as for a default in the payment of Base Rent. As used in this Lease, the term "Rent" shall include the Base Rent and any Additional Charges.

#### **5.4 Late Charges**

If Tenant fails to pay any Rent within ten (10) days after delivery of notice that the same is due and payable, such unpaid amounts will be subject to a late payment charge equal to six percent (6%) of the unpaid amounts in each instance. The late payment charge has been agreed upon by City and Tenant, after negotiation, as a reasonable estimate of the additional administrative costs and detriment that will be incurred by City as a result of any such failure by Tenant, the actual costs thereof being extremely difficult if not impossible to determine. The late payment charge constitutes liquidated damages to compensate City for its damages resulting from such failure to pay and shall be paid to City together with such unpaid amounts.

#### **5.5 Default Interest**

Any Rent, if not paid within ten (10) days following the due date, shall bear interest from the due date until paid at the rate of six percent (6%) per year or, if a higher rate is legally permissible, at the highest rate an individual is permitted to charge under law. However, interest shall not be payable on late charges incurred by Tenant nor on any amounts on which late charges are paid by Tenant to the extent this interest would cause the total interest to be in excess of that which an individual is lawfully permitted to charge. Payment of interest and late charges shall not excuse or cure any default by Tenant.

### **6. USE**

#### **6.1 Permitted Use**

Tenant shall use the Premises during the Term of this Lease solely for such uses as are specified in the Basic Lease Information and for no other use. Tenant shall not interfere with the use and operation of the Building as a medical facility.

#### **6.2 No Illegal Uses, Nuisances, or Advertising**

Without limiting the foregoing, Tenant shall not use or occupy any of the Premises, or permit the use or occupancy thereof, in any unlawful manner or for any illegal purpose, or permit to be carried on any offensive, immoral, noisy, or hazardous use. Tenant shall take all precautions to eliminate any nuisances or hazards in connection with its activities within the Premises. Tenant shall not advertise in any manner in areas outside the Premises or on or about the Building; provided, however that Tenant may place one identification plate on each antenna, and base station equipment component that comprises the Tenant's Equipment, which plate shall be no larger than two (2) inches by two (2) inches and shall be reasonably approved in advance by City, in order to identify the Tenant's Equipment as belonging to Tenant.

### **7. INSTALLATION OF TENANT IMPROVEMENTS**

#### **7.1 Tenant Improvement Work**

Following the Commencement Date, Tenant shall commence to install Tenant's Equipment and other improvements on the Premises in accordance with the plans and specifications dated June 13, 2012, prepared by Pacific Telecom Services, Tenant's architect or engineer, as the case may be, which have been approved by City (such work is called the "Tenant Improvement Work" or "Tenant Improvements" and such plans and specifications are called the "Approved Plans"). A copy of the Approved Plans is attached hereto as Exhibit C. The Approved Plans may be altered, subject to the prior written and reasonable approval of City, if required in order for Tenant to obtain any permits or approvals necessary for construction of the Tenant Improvements.

Tenant shall not alter, replace, modify, or add to any of Tenant's Equipment without City's prior written consent; provided, however, that Tenant may perform maintenance, repairs,

like-for-like exchanges or similar replacements of Tenant's Equipment and may make modifications within the interior of any of Tenant's Equipment without prior approval of City so long as the like-for-like exchanges or similar replacements of Tenant's Equipment are substantially similar in size and weight to the previous Tenant Equipment, do not pose any greater danger to the Building than the Tenant's Equipment to be so exchanged or replaced, will comply with Section 12.3 (Floor Load), and Tenant obtains all regulatory approvals required for such exchanges, replacements, or modifications. If Tenant wishes to make any exchange or replacement of Tenant's Equipment within the Premises that requires City's prior written consent, City will not unreasonably withhold, condition or delay its approval; provided, however, that City shall have the right to condition its approval of such requested exchange or replacement on an increase in the Base Rent if such requested exchange or replacement results in Tenant realizing additional revenues or charging higher fees to its customers, unless such higher fees to its customers are solely used to pay for Tenant's additional cost in making such requested exchange or replacement. Tenant acknowledges that City shall have the sole discretion in deciding whether to approve to any proposed addition to the Tenant's Equipment within the Premises or any proposed exchange or replacement of Tenant's Equipment that would result in any expansion of the Premises, including the right to condition such approval on an increase in Base Rent.

Tenant shall be responsible, at its cost, for performing the Tenant Improvement Work in accordance with the Approved Plans and otherwise in compliance with the standards contained in Section 8.1 (Tenant's Alterations). Tenant shall further be responsible, at its cost, for obtaining all permits and licenses required in connection with the Tenant Improvements and satisfy any conditions or mitigation measures approved in connection therewith. No Tenant Improvement Work shall commence until Tenant has first obtained all necessary permits and approvals for Tenant to be legally entitled to construct the Tenant Improvements.

## **7.2 Local Hire Requirements**

Unless exempt, if the Tenant Improvement Work is estimated to cost more than \$750,000, Tenant agrees to comply with the San Francisco Local Hiring Policy set forth in San Francisco Administrative Code Section 6.22(G) in the performance of the Tenant Improvement Work. Prior to the commencement of the Tenant Improvement Work, Tenant shall contact City's Office of Economic Workforce and Development ("OEWD") to discuss the local hiring requirements issued by OEWD under the San Francisco Local Hiring Policy that apply to the Tenant Improvement Work, if any. Tenant shall comply with all OEWD requirements issued with respect to the San Francisco Local Hiring Policy and applicable to the Tenant Improvement Work.

## **7.3 Air-conditioning and Fire Suppression**

Tenant shall have the right (but not the obligation) to install and maintain at its own cost and expense a self-contained air-conditioning system and fire protection system within the Premises, as shown on the Approved Plans. Installation of such systems, which shall not connect to any of the heating, ventilating, air conditioning, plumbing, electrical, fire protection, life safety, security and other mechanical, electrical, and communications systems of the Building (collectively, "Building Systems"), shall be in compliance with Section 7.1 (Tenant Improvement Work) and Section 8.1 (Tenant's Alterations).

# **8. ALTERATIONS**

## **8.1 Tenant's Alterations**

Tenant shall not make or permit any alterations to the Building or any of the Building Systems, except with City's prior written consent in each instance which may be withheld in City's sole discretion. All Alterations shall be done at Tenant's sole expense in accordance with

plans and specifications approved by City, only by duly licensed and bonded contractors or mechanics, and subject to all other conditions which City may reasonably impose. If the cost of any Alterations to the Building (excluding any shown on the Approved Plans) is in excess of Five Thousand Dollars (\$5,000), then Tenant shall pay City an administrative fee equal to ten percent (10%) of the total "hard" costs of the work. "Hard costs" shall include the cost of materials and installation, but shall exclude any costs associated with design, such as architectural fees.

## **8.2 Title to and Removal of Tenant's Equipment**

Title to the Tenant Improvements, all permitted improvements or equipment installed at and affixed to the Premises by Tenant and all of Tenant's personal property (collectively, "Tenant's Property") shall remain the property of Tenant; provided, however, that any structural improvements to the Building or any new openings made in the Building pursuant to Section 3.1 that are made by Tenant with City's consent shall become City's property and remain on the Premises. City hereby acknowledges that Tenant may grant to the vendor of the equipment to be installed at and affixed to the Premises a security interest in all equipment and fixtures owned by Tenant now or hereafter located at or on the Premises; provided no such security interest shall cover any portion of the Premises or the Building or City's property in, on or about the Building and further provided that any removal of such equipment or fixtures by the holder of any such security interest must be in compliance with the provisions of Section 26 (Surrender of Premises). Tenant may at any time, including any time it vacates the Premises (excluding the structural improvements referenced above), remove all of Tenant's Property from the Premises, subject to the provisions of Section 26 (Surrender of Premises). Notwithstanding anything to the contrary in this Lease, City can elect at any time prior to the Expiration Date or within thirty (30) days after termination of this Lease to require Tenant to remove on the Expiration Date or any earlier termination of this Lease in accordance with Section 26 (Surrender of Premises) at Tenant's sole expense, all or part of any structural improvements to the Premises or the common areas of the Building made by City or Tenant, which were made in order to provide sufficient support for Tenant's equipment, and any antenna or tower supports, foundations, or base plates.

## **8.3 Taxes on Tenant's Property**

At least ten (10) days prior to delinquency, Tenant shall pay all taxes levied or assessed upon Tenant's Property and shall deliver reasonably satisfactory evidence of such payment to City promptly upon request.

## **8.4 Local Hire Requirements**

Unless exempt, if the cost to make an approved Alteration is estimated to cost more than \$750,000, Tenant agrees to comply with the San Francisco Local Hiring Policy set forth in San Francisco Administrative Code Section 6.22(G) in the performance of such Alteration. Prior to the commencement of such Alteration, Tenant shall contact OEWD to discuss the local hiring requirements issued by OEWD under the San Francisco Local Hiring Policy that apply to such Alteration, if any. Tenant shall comply with all OEWD requirements issued with respect to the San Francisco Local Hiring Policy and applicable to such Alteration.

## **9. CITY'S ALTERATIONS OF THE BUILDING AND BUILDING SYSTEMS**

City reserves the right at any time to make alterations, additions, repairs, deletions or improvements to all or any part of the Building, the Building Systems or the common areas of the Building, for any purpose including compliance with mandatory or voluntary controls or guidelines, subject to the following terms and conditions. In performing any such work, City shall make good faith efforts to give Tenant prior notice of such work and shall make reasonable efforts not to disrupt Tenant's normal use of Tenant's Equipment in the Premises. The making of any such alterations, additions, repairs, deletions or improvements shall in no event entitle



Tenant to any damages, relieve Tenant of the obligation to pay the full Base Rent and Additional Charges reserved hereunder or to perform each of its other covenants hereunder or constitute or be construed as a constructive or other eviction of Tenant, provided that Tenant can still operate the Premises as a Communications Site. During the period of any such alterations by City which materially impair Tenant's use of the Premises as a Communications Site, Tenant shall have the right at no additional charge to bring into the Building and operate a portable generator and mobile Communications Site and telescopic antennae or tower, in a mutually acceptable location and on the other terms and conditions provided with respect to such equipment in Section 14.1 (Damage and Destruction).

## **10. REPAIRS AND MAINTENANCE**

### **10.1 City's Repairs**

City shall not be responsible for any maintenance of any portion of the Building, except that City agrees (i) to correct any immediately life-threatening or hazardous condition that affects any portion of the Building necessary for Tenant's use of the Premises as a Communications Site, so long as such condition is not the result of damage or destruction discussed in Section 14 (Destruction), the acts, omissions or negligence of Tenant or its Agents, such repair is not otherwise the responsibility of Tenant under Section 9.2 (Tenant's Repairs), and such condition is not disclosed to Tenant under any provision of this Lease or would not have otherwise been discovered by Tenant through a reasonably diligent inspection of the Premises prior to the reference date hereof, and (ii) to repair any condition caused by City or its tenants of the Building other than Tenant, which condition materially affects any portion of the Building necessary for Tenant's use of the Premises as a Communications Site and is not caused by damage or destruction discussed in Section 14 (Destruction). Upon becoming aware of any such condition, Tenant shall give the City written notice of the need for any repair for which the City is responsible under the preceding sentence; provided, however, that Tenant's agreement to provide written notice shall in no event be interpreted as an assumption of liability for such life-threatening or hazardous conditions unless Tenant would otherwise be responsible for such conditions hereunder. In the event that the costs of making the corrections or repairs described in Subsections (i) or (ii) above exceed Ten Thousand Dollars (\$10,000.00), City may elect to terminate this Lease within thirty (30) days of the condition requiring correction or repair in lieu of making such corrections or repairs, provided however, that Tenant may elect to pay the portion of such costs in excess of Ten Thousand Dollars (\$10,000.00) necessary in order to make such correction or repairs, in which case City will proceed with the correction or repair.

### **10.2 Tenant's Repairs**

Tenant shall maintain all parts of its Premises at its sole expense, including without limitation, the floors, electrical wiring, fixtures and equipment, in good repair and working order and in a clean, safe and sanitary condition. Tenant shall repair all damage to the Building to the extent such damage results from any Tenant Alterations, Tenant's use of the Premises, or Tenant's entry on the Building pursuant to this Lease. Tenant shall make all repairs and replacements: (a) at Tenant's expense and at such time and, when required hereunder, in such manner as reasonably approved by City, (b) by duly licensed and bonded contractors or mechanics, (c) in a manner and using equipment and materials which will not interfere with or impair City's operations, use or occupation of the Building or the Building Systems, and (d) in accordance with any Building Rules and Regulations (as defined in Section 24.1 (Rules and Regulations)) and all applicable Laws (as defined in Section 13.1 (Compliance with Laws)).

Tenant hereby waives any right it may have to make repairs at City's expense under Sections 1941 and 1942 of the California Civil Code (Lessor to make dwelling-house fit for its purpose, and Repairs by lessee, respectively) or under any similar law, statute or ordinance now or hereafter in effect.

## **11. LIENS**

Tenant shall keep the Premises and the Building free from any liens arising out of any work performed, material furnished or obligations incurred by or for Tenant. In the event Tenant shall not, within thirty (30) days following the imposition of any such lien, cause the lien to be released of record by payment or posting of a proper bond, City shall have in addition to all other remedies provided herein and by law or equity the right, but not the obligation, to cause the same to be released by such means as it shall deem proper, including, but not limited to, payment of the claim giving rise to such lien. All such sums paid by City and all expenses incurred by it in connection therewith (including, without limitation, reasonable attorneys' fees) shall be payable to City by Tenant upon demand. City shall have the right at all times to post and keep posted on the Premises any notices permitted or required by law or that City shall deem proper for the protection of City, the Premises, and the Building, from mechanics' and material supplier's liens. Tenant shall give to City at least fifteen (15) days' prior written notice of commencement of any repair or construction on the Premises except for minor and routine repair and maintenance for which Tenant is responsible hereunder. Tenant shall not create, permit or suffer any other encumbrances affecting any portion of the Premises or the Building except as expressly permitted under this Lease or without first obtaining the written consent of City, which City may give or withhold in its sole discretion.

## **12. UTILITIES AND SERVICES**

### **12.1 Utilities and Services**

Tenant shall furnish, at its cost, any and all utilities or services necessary or appropriate for Tenant's use and enjoyment of the Premises. Tenant shall install separate utility meters at the Premises and, when permitted by serving utilities, Tenant shall be responsible directly to the serving utilities for all utilities required for Tenant's use of the Premises. Tenant agrees to promptly pay for all such metered utilities. Tenant shall not: (a) connect or use any electrical equipment that exceeds the capacity of the Building electrical system; or (b) connect any apparatus, machine or device through electrical outlets except in the manner for which such outlets are designed, except for such modifications as may be shown on the Approved Plans and for any other such modifications at Tenant's sole cost as are reasonably approved in writing in advance by City.

### **12.2 Mandatory or Voluntary Restrictions**

In the event City provides any utilities pursuant to Section 12.1 (Utilities and Services), and any governmental entity promulgates or revises any statute, ordinance or building, fire or other code or imposes mandatory or voluntary controls or guidelines on City or the Building or any part thereof, relating to the use or conservation of energy or electricity, or in the event City is required or elects to make alterations to any part of the Building in order to comply with such mandatory or voluntary controls or guidelines, such compliance and the making of such alterations shall in no event entitle Tenant to any damages, relieve Tenant of the obligation to pay the full Base Rent and Additional Charges reserved hereunder or to perform each of its other covenants hereunder or constitute or be construed as a constructive or other eviction of Tenant, provided that Tenant can still operate the Premises as a Communications Site.

### **12.3 Floor Load**

Without the prior written consent of City, which City may give or refuse in City's sole discretion, Tenant shall not place or install in the Premises any machine, equipment, structure or other improvement the weight of which shall exceed the normal loadbearing capacity of the floors or roof of the Building, except as may be shown in the Approved Plans. If City consents to the placement or installation of any such machine or equipment in the Premises, Tenant at its sole expense shall reinforce the floor or roof of the Premises in the area of such placement or installation, pursuant to plans and specifications reasonably approved by City and otherwise in compliance with Section 8.1 (Tenant's Alterations), to the extent necessary to assure that no

damage to the Premises or the Building or weakening of any structural supports will be occasioned thereby.

### 13. COMPLIANCE WITH LAWS AND RISK MANAGEMENT REQUIREMENTS

#### 13.1 Compliance with Laws

Tenant, at Tenant's expense, shall promptly maintain the Premises, any Tenant Improvements and Tenant's Alterations and any other improvements and equipment permitted hereunder, and Tenant's use and operations thereon, in strict compliance with all present and future laws, orders and regulations of federal, state, county and municipal authorities (collectively, "Laws") relating to the Premises or the use or occupancy thereof, whether foreseen or unforeseen, ordinary as well as extraordinary. Such Laws shall include, without limitation, all Laws relating to health and safety and disabled accessibility including, without limitation, the Americans with Disabilities Act, 42 U.S.C. Section 12101 et seq. (insofar as such Act relates to Tenant's unique use) and Title 24 of the California Code of Regulations, all present and future Environmental Laws (as defined in Section 26.1 (Definitions)), and all present and future life safety, fire sprinkler, seismic retrofit and other building code requirements. Any work or installations made or performed by or on behalf of Tenant or any person or entity claiming through or under Tenant pursuant to the provisions of this Section shall be made in conformity with and subject to the provisions of Section 9.2 (Tenant's Repairs). In making any application to City's Planning Department for the Communications Site, Tenant agrees to act as both "Applicant" and "Project Sponsor." A copy of all conditional use permits authorizing use of the Premises are attached hereto as Exhibit D.

The parties acknowledge and agree that Tenant's obligation to comply with all Laws as provided herein is a material part of the bargained-for consideration under this Lease. Tenant's obligation under this Section shall include, without limitation, the responsibility of Tenant to make substantial or structural repairs and alterations to the Premises (including any of the Tenant Improvements or any of Tenant's Alterations), regardless of, among other factors, the relationship of the cost of curative action to the Rent under this Lease, the length of the then remaining Term hereof, the relative benefit of the repairs to Tenant or City, the degree to which the curative action may interfere with Tenant's use or enjoyment of the Premises, the likelihood that the parties contemplated the particular Law involved, and whether the Law involved is related to Tenant's particular use of the Premises; provided, however, that if any future Law requires such substantial or structural repairs and alterations, and such future Law is not triggered by Tenant's particular use of the Premises or any Tenant Improvements or Tenant's Alterations, Tenant shall have the right to terminate this Lease in lieu of performing such substantial or structural repairs and alterations by delivering written notice of such termination to City within the thirty (30) day period immediately following the date such future Law becomes effective. If Tenant timely delivers such a termination notice to City pursuant to the foregoing sentence, this Lease shall terminate as of the thirtieth (30<sup>th</sup>) day immediately following City's receipt of such termination notice. Except as expressly provided herein, no occurrence or situation arising during the Term, nor any present or future Law, whether foreseen or unforeseen, and however extraordinary, shall relieve Tenant from its obligations hereunder, or shall give Tenant any right to otherwise seek redress against City, and Tenant waives any rights now or hereafter conferred upon it by any existing or future Law to receive any abatement, diminution, reduction or suspension of payment of Rent, or to compel City to make any repairs to comply with any such Laws, on account of any such occurrence or situation.

Tenant understands and agrees that City is entering into this Lease in its capacity as a property owner with a proprietary interest in the Premises and not as a regulatory agency with police powers. Nothing in this Lease shall limit in any way Tenant's obligation to obtain any required regulatory approvals from City departments, boards or commissions having jurisdiction over the Premises. By entering into this Lease, City is in no way modifying or limiting Tenant's obligation to cause the Premises to be used and occupied in accordance with all Laws as provided above.

### **13.2 Licenses and Approvals**

Tenant represents and warrants that it has acquired all licenses, permits, and other approvals required under all federal, state, and local laws for the operation of Tenant's Equipment on the Premises. Tenant shall maintain all such licenses, permits or other approvals throughout the Term of this Lease.

### **13.3 Radiofrequency Radiation and Electromagnetic Fields**

Without limiting Section 13.1 above, Tenant shall comply with all present and future laws, orders and regulations of federal, state, county and municipal authorities relating to allowable presence of or human exposure to Radiofrequency Radiation ("RFs") or Electromagnetic Fields ("EMFs") on or off the Premises, including without limitation, all applicable standards adopted by the Federal Communications Commission ("FCC"), whether such RF or EMF presence or exposure results from Tenant's equipment alone or from the cumulative effect of Tenant's equipment added to all other sources in the Building. City shall not agree to allow any third party entering into an occupancy or use agreement after the Commencement Date to cause an increase in RF or EMF levels in the Building such that the cumulative levels exceed allowable levels. If the cumulative effect of City's use of the Building taken together with Tenant's use hereunder and other tenant(s) whose use predated the Commencement Date exceeds such standards, Tenant shall have the right to terminate this Lease without penalty upon ninety (90) days' prior written notice to City. Without limiting the provisions of Tenant's indemnity contained in Section 18 (Indemnity), Tenant, on behalf of itself and its successors and assigns, shall indemnify the "Indemnified Parties," and each of them, from and against all "Claims" incurred in connection with or arising in whole or in part from the presence of or exposure to RFs or EMFs resulting from Tenant's use of the Premises.

### **13.4 Compliance with City's Risk Management Requirements**

Tenant shall not do anything, or permit anything to be done, in or about the Premises which would create any unusual fire risk, and shall take commercially reasonable steps to protect City from any potential premises liability by reason of any business operation being conducted by Tenant in the Premises. Tenant, at Tenant's expense, shall comply with all reasonable rules, orders, regulations or requirements of City's Risk Manager.

## **14. SUBORDINATION**

This Lease shall be subordinate to any reciprocal easement agreements, ground leases or underlying leases and the lien of any mortgage or deed of trust (collectively, "Encumbrance"), which may now exist or hereafter be executed affecting any of the Building, the real property upon which the Building is located or City's interest therein and all renewals, extensions, modifications, and replacements of such Encumbrance. Notwithstanding the foregoing, City shall have the right to subordinate any such Encumbrances to this Lease. If any ground lease or underlying lease terminates for any reason or any mortgage or deed of trust is foreclosed or a conveyance in lieu of foreclosure is made for any reason, Tenant shall attorn to the successor-in-interest to City, at the option of such successor-in-interest, provided that so long as Tenant is not in default hereunder, such successor-in-interest shall recognize this Lease and shall not disturb Tenant in its possession of the Premises for any reason other than one that would entitle City to terminate this Lease or otherwise dispossess Tenant of the Premises in accordance with the terms hereof. No further instrument shall be required to make the provisions hereof operative except that City shall give Tenant written notice of such subordination. Tenant agrees, however, to execute and deliver, upon demand by City and in the form requested by City, any additional documents evidencing the priority or subordination of this Lease provided such documents contain a non-disturbance and recognition agreement executed by the holder of such Encumbrance.

## **15. DAMAGE OR DESTRUCTION**

The parties recognize that the Premises are a small portion of a building used as, among other things, a medical facility. In the event of damage to the Premises or the Building by any cause, City shall have no obligation to rebuild or repair. If City, in City's sole and absolute discretion, determines to repair or rebuild, City shall give Tenant written notice of its determination and its good faith estimate of the amount of time to repair or rebuild, within thirty (30) days of the date of such damage or destruction. If such repairs or rebuilding cannot be completed within two hundred ten (210) days after the date of such damage or destruction, or if City elects not to repair or rebuild as provided above, then Tenant shall have the right, at its election, to terminate this Lease upon sixty (60) days prior written notice to City.

During the period of any repair or rebuilding provided for hereunder, Tenant shall have the right, at its sole expense, to bring onto the Building in a location mutually acceptable to Tenant and City and to operate a portable generator and mobile Communications Site and telescopic antennae or tower in order to provide for continuous service to Tenant's customers during such period. Neither the placement nor use of such generator or equipment shall interfere with City's operations or business in the Building or, if City has elected to repair or rebuild the Premises or the Building as provided above, with such repair or reconstruction.

The parties hereto understand and agree that the provisions of this Section are intended to govern fully the rights and obligations of the parties in the event of damage or destruction, and Tenant and City each hereby waives and releases the provisions of Section 1932, subdivision 2, and Section 1933, subdivision 4, of the Civil Code of California (When hirer may terminate the hiring) or under any similar law, statute or ordinance now or hereafter in effect.

## **16. EMINENT DOMAIN**

### **16.1 Eminent Domain**

If all or any part of the Premises shall be taken as a result of the exercise of the power of eminent domain or any transfer in lieu thereof, this Lease shall terminate as to the part so taken as of the date of taking. In the case of a partial taking, Tenant shall have the right to terminate this Lease as to the balance of the Premises by written notice to City within thirty (30) days after such date; provided, however, that a condition to the exercise by Tenant of such right to terminate shall be that the portion of the Premises taken shall be of such extent and nature as to materially impair Tenant's use of the balance of the Premises as a Communications Site. In the event of a partial taking of the Premises which does not result in a termination of this Lease, the Base Rent and Additional Charges thereafter to be paid shall be equitably reduced.

If any material part of the Building shall be taken as a result of the exercise of the power of eminent domain or any transfer in lieu thereof, City shall have the right to terminate this Lease by written notice to Tenant within thirty (30) days of the date of the taking.

In the event of any taking, City shall be entitled to any award which may be paid or made in connection therewith. Tenant shall have no claim against City for the value of any unexpired term of this Lease or otherwise except that Tenant may claim any portion of the award that is specifically allocable to Tenant's relocation expenses or the interruption of or damage to Tenant's business or loss or damage to Tenant's Property.

The parties understand and agree that the foregoing provisions of this Section are intended to govern fully the rights and obligations of the parties in the event of a taking. Tenant and City each hereby waives and releases any right to terminate this Lease in whole or in part under Sections 1265.120 and 1265.130 of the California Code of Civil Procedure (partial termination of lease and Court order terminating lease, respectively) or under any similar law, statute or ordinance now or hereafter in effect.

## **16.2 Temporary Takings**

Notwithstanding the foregoing, if a taking occurs with respect to all or any portion of the Premises for less than ninety (90) days, this Lease shall remain unaffected thereby, and Tenant shall continue to perform all of the terms, conditions and covenants of this Lease, except that Tenant shall be entitled to an abatement in Base Rent to the extent that its use of the Premises as a Communications Site is materially impaired. In the event of any such temporary taking, Tenant shall be entitled to receive that portion of any award which represents compensation for the use or occupancy of the Premises during the Term up to the total Base Rent and Additional Charges owing by Tenant for the period of the taking, and City shall be entitled to receive the balance of any award.

## **17. ASSIGNMENT AND SUBLETTING**

### **17.1 Restriction on Assignment and Subletting**

Tenant shall not directly or indirectly (including, without limitation, by merger, acquisition, or other transfer of any controlling interest in Tenant), voluntarily or by operation of law, sell, assign, encumber, pledge or otherwise transfer any part of its interest in or rights with respect to the Premises or its leasehold estate hereunder (collectively, "Assignment"), or permit any portion of the Premises to be occupied by anyone other than itself, or sublet any portion of the Premises (collectively, "Sublease"), without City's prior written consent. City's consent shall not be unreasonably withheld in each instance, as provided hereinbelow and subject to the exception for certain permitted transfers as provided in Section 17.6 (Permitted Assignment). Notwithstanding anything to the contrary contained in this Lease, in no event shall Tenant have the right to encumber by a mortgage, deed of trust, security agreement, or otherwise, any part of the Premises, the Building or City's interest therein.

### **17.2 Notice of Proposed Transfer**

If Tenant desires to enter into an Assignment or a Sublease, then it shall give written notice (a "Notice of Proposed Transfer") to City of its intention to do so. The Notice of Proposed Transfer shall provide in detail the terms and conditions for such proposed Assignment or Sublease and complete information, including financial statements, business history, and references about the Assignee or Sublessee and such other information about the proposed assignee or subtenant (collectively, "Transferee") as is reasonably requested by City to make a fully informed decision about consent to Tenant's request.

### **17.3 City's Response**

City shall make its election to approve or disapprove such Assignment or Sublease within twenty (20) business days after City's receipt of the Notice of Proposed Transfer (the "Response Period"). If City approves the proposed Sublease or Assignment in writing, then Tenant shall be entitled for a period of ninety (90) days following such date to enter into the proposed Assignment or Sublease. However, any Rent or other consideration realized by Tenant under any such Assignment or Sublease in excess of the Base Rent and Additional Charges payable hereunder (or the amount thereof proportionate to the portion of the Premises subject to such Sublease) shall be paid to City after Tenant has recovered any reasonable broker's commissions and the reasonable cost of any improvements that Tenant has actually incurred in connection with such Sublease or Assignment.

Notwithstanding anything to the contrary in this Section, if any monetary or other material event of default by Tenant is outstanding hereunder at the time of Tenant's Notice of Proposed Transfer (or if any event shall have occurred which with the giving of notice or the passage of time or both would constitute such a default), then City may elect by notice to Tenant to refuse to consent to Tenant's proposed Transfer and pursue any of its right or remedies hereunder or at law or in equity.

#### **17.4 Effect of Sublease or Assignment**

No Sublease or Assignment by Tenant nor any consent by City thereto nor any Assignment or Sublease by Tenant permitted hereunder without City's consent shall relieve Tenant of any obligation on its part under this Lease. Any Sublease or Assignment that is not in compliance with this Section shall be void and, at City's option, shall constitute a material default by Tenant under this Lease. The acceptance of any Base Rent or other payments by City from a proposed Transferee shall not constitute consent to such Sublease or Assignment by City or a recognition of any Transferee, or a waiver by City of any failure of Tenant or other transferor to comply with this Section.

#### **17.5 Assumption by Transferee**

Each Transferee shall assume all obligations of Tenant under this Lease and shall be and remain liable jointly and severally with Tenant for the payment of the Base Rent and Additional Charges, and for the performance of all of the terms, covenants, conditions and agreements herein contained on Tenant's part to be performed. No Assignment shall be binding on City unless Tenant or Transferee shall deliver to City evidence satisfactory to City that it has obtained all permits, licenses, or other approvals required to operate as a wireless telecommunications service provider on the Premises, a counterpart of the Assignment (or other document reasonably satisfactory to the City in the event of an assignment permitted under Section 17.6 (Permitted Assignment)) and an instrument in recordable form that contains a covenant of assumption by such Transferee satisfactory in substance and form to City, and consistent with the requirements of this Section. However, the failure or refusal of such Transferee to execute such instrument of assumption shall not release such Transferee from its liability as set forth above. Except for a permitted assignment to a general partner or affiliate of Tenant as provided in Section 17.6, Tenant shall reimburse City on demand for any reasonable costs that may be incurred by City in connection with any proposed Sublease or Assignment, including, without limitation, the costs of making investigations as to the acceptability of the proposed Transferee and legal costs incurred in connection with the granting of any requested consent.

#### **17.6 Permitted Assignment**

City agrees that Tenant shall be permitted to enter into an Assignment of this Lease or Sublease of the Premises, without City's prior consent but with notice to City as provided below, to any entity which directly or indirectly controls, is controlled by or is under the common control with, Tenant, and has a net worth of at least Ten Million Dollars (\$10,000,000), will use the Premises in the same manner as Tenant under this Lease and holds all licenses, permits, and other approvals necessary to lawfully operate a Communications Site on the Premises. As used above, the term "control" shall mean (a) as to a corporation, the ownership of stock having the right to exercise more than fifty percent (50%) of the total combined voting power of all classes of stock of the controlled corporation, issued and outstanding, and (b) as to partnerships and other forms of business associations, ownership of more than fifty percent (50%) of the beneficial interest and voting control of such association. Tenant shall use its best efforts to provide City with notice in advance of any such permitted Assignment and in any event shall provide City with written notice no later than ten (10) days after the effective date of such permitted Assignment.

### **18. DEFAULT**

#### **18.1 Events of Default**

Any of the following shall constitute an event of default by Tenant hereunder:

(a) any failure to pay any Base Rent or Additional Charges as and when due, provided Tenant shall have a period of ten (10) days from the date written notice is received from City within which to cure any default in the payment of Rent; provided, however, that City



shall not be required to provide such notice regarding Tenant's failure to make such payments when due more than twice during any calendar year, and any such failure by Tenant after Tenant has received two such notices in any calendar year from City shall constitute a default by Tenant hereunder without any requirement on the part of City to give Tenant notice of such failure except for a three (3)-day notice to pay or quit as required by law;

(b) any failure to perform or comply with any other covenant, condition or representation made under this Lease, provided Tenant shall have a period of thirty (30) days from the date written notice is received from City within which to cure such default under this Lease, or, if such default is not capable of cure within such thirty (30)-day period, Tenant shall have a reasonable period to complete such cure if Tenant promptly undertakes action to cure such default within such thirty (30)-day period and thereafter diligently prosecutes the same to completion and Tenant uses its best efforts to complete such cure within sixty (60) days after its receipt of written notice of default from City;

(c) any vacation or abandonment of the Premises for more than fourteen (14) consecutive days such that the Premises are no longer being used for the purposes set forth in Section 5.1; City acknowledges that the Premises are to be used as an unoccupied transmission facility and, accordingly, lack of on-site personnel shall not, in and of itself, be deemed to indicate vacation or abandonment; and

(d) the appointment of a receiver due to Tenant's insolvency to take possession of all or substantially all of the assets of Tenant, or an assignment by Tenant for the benefit of creditors, or any action taken or suffered by Tenant under any insolvency, bankruptcy, reorganization, moratorium or other debtor relief act or statute, whether now existing or hereafter amended or enacted, if any such receiver, assignment or action is not released, discharged, dismissed or vacated within sixty (60) days.

## **18.2 Remedies**

Upon the occurrence of an event of default by Tenant which is not cured by Tenant within the applicable grace period, if any, specified in Section 18.1 (Events of Default), City shall have the following rights and remedies in addition to all other rights and remedies available to City at law or in equity:

(a) the rights and remedies provided by California Civil Code Section 1951.2 (damages on termination for breach), including, but not limited to, the right to terminate Tenant's right to possession of the Premises and to recover the worth at the time of award of the amount by which the unpaid Base Rent and Additional Charges for the balance of the Term after the time of award exceeds the amount of rental loss for the same period that Tenant proves could be reasonably avoided, as computed pursuant to subsection (b) of such Section 1951.2.

(b) the rights and remedies provided by California Civil Code Section 1951.4 (continuation of lease after breach and abandonment), which allows City to continue this Lease in effect and to enforce all of its rights and remedies under this Lease, including the right to recover rent as it becomes due, for so long as City does not terminate Tenant's right to possession. Acts of maintenance or preservation, efforts to relet the Premises or the appointment of a receiver upon City's initiative to protect its interest under this Lease shall not constitute a termination of Tenant's right to possession. If City exercises its right under California Civil Code Section 1951.4, City may from time to time sublet the Premises or any part thereof for such term or terms (which may extend beyond the Term) and at such rent and upon such other terms as City in its sole discretion may deem advisable, with the right to make alterations and repairs to the Premises. Upon each such subletting, Tenant shall be immediately liable for payment to City of, in addition to Base Rent and Additional Charges due hereunder, the cost of such subletting and such alterations and repairs incurred by City and the amount, if any, by which the Base Rent and Additional Charges owing hereunder for the period of such subletting (to the extent such period does not exceed the Term) exceeds the amount to be paid as Base Rent and Additional



Charges for the Premises for such period pursuant to such subletting. No action taken by City pursuant to this Subsection shall be deemed a waiver of any default by Tenant and, notwithstanding any such subletting without termination, City may at any time thereafter elect to terminate this Lease for such previous default.

(c) the right to have a receiver appointed for Tenant upon application by City to take possession of the Premises and to apply any rental collected from the Premises and to exercise all other rights and remedies granted to City pursuant to this Lease.

## 19. TENANT'S INDEMNITY

Tenant, on behalf of itself and its successors and assigns, shall indemnify, defend and hold harmless ("Indemnify") City, its Agents and Invitees, and their respective heirs, legal representatives, successors and assigns (individually and collectively, the "Indemnified Parties"), and each of them, from and against any and all liabilities, losses, costs, claims, judgments, settlements, damages, liens, fines, penalties and expenses, including, without limitation, direct and vicarious liability of every kind (collectively, "Claims"), incurred in connection with or arising in whole or in part from: (a) injury to or death of a person, including, without limitation, employees of Tenant, or loss of or damage to property, occurring on or about the Premises or License Areas or arising in connection with the use of the Premises or License Areas under this Lease; (b) any default by Tenant in the observation or performance of any of the terms, covenants or conditions of this Lease to be observed or performed on Tenant's part; (c) the use or occupancy or manner of use or occupancy of the Premises by Tenant, its Agents or Invitees or any person or entity claiming through or under any of them; (d) the condition of the Premises or any occurrence on the Premises from any cause attributable to the events described in clauses (a), (b) or (c) of this Section; or (e) any acts, omissions or negligence of Tenant, its Agents or Invitees, in, on or about the Premises or the Building; all regardless of the negligence of, and regardless of whether liability without fault is imposed or sought to be imposed on, the Indemnified Parties, except to the extent that such Indemnity is void or otherwise unenforceable under applicable Law in effect on or validly retroactive to the date of this Lease and further except to the extent such Claim is caused by the willful misconduct or active negligence of the Indemnified Parties. The foregoing Indemnity shall include, without limitation, reasonable fees of attorneys, consultants and experts and related costs and City's costs of investigating any Claim. Tenant specifically acknowledges and agrees that it has an immediate and independent obligation to defend City and the other Indemnified Parties from any claim which actually or potentially falls within this indemnity provision even if such allegation is or may be groundless, fraudulent or false, which obligation arises at the time such claim is tendered to Tenant by City and continues at all times thereafter. Tenant's obligations under this Section shall survive the termination of the Lease.

## 20. INSURANCE

### 20.1 Tenant's Insurance

(a) Tenant shall procure and keep in effect at all times during the Term, at Tenant's cost, insurance in the following amounts and coverages:

(i) Commercial General Liability Insurance with limits not less than Two Million Dollars (\$2,000,000) each occurrence combined single limit for bodily injury and property damage, including contractual liability, personal injury, products and completed operations.

(ii) Worker's Compensation Insurance with Employer's Liability Limits not less than One Million Dollars (\$1,000,000) each accident.

(iii) Commercial Automobile Liability Insurance with limit not less than One Million Dollars (\$1,000,000) each occurrence combined single limit for bodily injury and property damage, including owned and non-owned and hired vehicles.

(iv) Business Interruption Insurance insuring that the Rent will be paid to City for a period of at least ninety (90) days following written notification to the Landlord if Tenant is unable to operate its business at the Premises. Such insurance shall also cover business interruptions due to failures or interruptions in telecommunications services, strikes, employee lockouts, riots, or other civil commotion.

(b) Commercial General Liability, Commercial Automobile Liability Insurance and Business Interruption Insurance policies shall be endorsed to provide the following:

(i) Name as additional insured the City and County of San Francisco, its officers, agents and employees.

(ii) That such policies are primary insurance to any other insurance available to the additional insureds, with respect to any claims arising out of this Lease, and that insurance applies separately to each insured against whom claim is made or suit is brought. Such policies shall also provide for severability of interests and that an act or omission of one of the named insureds which would void or otherwise reduce coverage shall not reduce or void the coverage as to any insured, and shall afford coverage for all claims based on acts, omissions, injury or damage which occurred or arose (or the onset of which occurred or arose) in whole or in part during the policy period.

(c) All insurance policies required to be maintained by Tenant hereunder shall be endorsed to provide thirty (30) days' prior written notice of cancellation for any reason other than for nonpayment of a premium, which would have ten (10) days' prior written notice of cancellation, to both Tenant and City. Notice to City shall be mailed to the address(es) for City set forth in the Basic Lease Information.

(d) Should any of the required insurance be provided under a claims-made form, Tenant shall maintain such coverage continuously throughout the term hereof and, without lapse, for a period of three (3) years beyond the expiration or termination of this Lease, to the effect that, should occurrences during the Term give rise to claims made after expiration or termination of this Lease, such claims shall be covered by such claims-made policies.

(e) Should any of the required insurance be provided under a form of coverage that includes a general annual aggregate limit or provides that claims investigation or legal defense costs be included in such general annual aggregate limit, such general aggregate limit shall double the occurrence or claims limits specified above.

(f) Tenant shall deliver to City certificates of insurance and additional insured policy endorsements from insurers in a form satisfactory to City, evidencing the coverages required hereunder, on or before the Commencement Date, and Tenant shall provide City with certificates thereafter promptly upon City's request.

(g) Tenant's compliance with the provisions of this Section shall in no way relieve or decrease Tenant's liability under Section 19 (Indemnity), or any other provision of this Lease.

(h) Notwithstanding anything to the contrary in this Lease, City may elect, in City's sole and absolute discretion, to terminate this Lease if Tenant allows any required insurance coverage to lapse by: (1) providing Tenant written notice of such lapse; and (2) immediately providing written notice of termination if Tenant fails to reinstate the lapsed coverage within three (3) days of City's notice of such default.

## **20.2 Tenant's Property**

Tenant shall be responsible, at its expense, for separately insuring Tenant's Property.

## **20.3 City's Self Insurance**

Tenant acknowledges that City self-insures against casualty, property damage and public liability risks. City agrees to maintain an adequate program of self-insurance for public liability risks during the Term and shall not be required to carry any third party insurance with respect to the Building, the Premises or otherwise.

## **20.4 Waiver of Subrogation**

Notwithstanding anything to the contrary contained herein, City and Tenant each hereby waives any right of recovery against the other party for any loss or damage sustained by such other party with respect to the Building or the Premises or any portion thereof or the contents of the same or any operation therein, whether or not such loss is caused by the fault or negligence of such other party, to the extent such loss or damage is (i) covered by third party insurance such Waiving Party is required to carry under this Lease or (ii) actually covered by any other third party insurance then carried by the Waiving Party. Each Waiving Party agrees to cause its third party insurers to issue appropriate waiver of subrogation rights endorsements to all policies relating to the Building or the Premises; provided, the failure to obtain any such endorsement shall not affect the above waiver.

## **21. LIMITATION OF CITY'S LIABILITY**

### **21.1 Limitation on City's Liability**

City shall not be responsible for or liable to Tenant, and Tenant hereby waives all Claims against City and its Agents and releases City and its Agents from, all Claims for any injury, loss or damage to any person or property in or about the Premises or any License Area created under this Lease by or from any cause whatsoever (other than to the extent caused by the active negligence or willful misconduct of City and its Agents), including, without limitation, acts or omissions of persons occupying adjoining premises or any part of the Building adjacent to or connected with the Premises; theft; burst, stopped or leaking water, gas, sewer or steam pipes; or gas, fire, oil or electricity in, on or about the Premises or the Building.

### **21.2 Consequential Damages**

Tenant expressly acknowledges and agrees that the Rent payable hereunder does not take into account any potential liability of City for any consequential or incidental damages including, but not limited to, lost profits arising from the disruption to Tenant Improvements. City would not be willing to enter into this Lease in the absence of a complete waiver of liability, to the fullest extent permitted by Law, for consequential or incidental damages due to the acts or omissions of City or its Agents, and Tenant expressly assumes the risk with respect thereto. Accordingly, without limiting any indemnification obligations of Tenant or other waivers contained in this Lease and as a material part of the consideration for this Lease, Tenant fully releases, waives and discharges forever any and all claims, demands, rights, and causes of action against City for consequential and incidental damages (including without limitation, lost profits) arising out of this Lease, including, without limitation, any interference with uses conducted by Tenant pursuant to this Lease, regardless of the cause, and whether or not due to the active or passive negligence or willful misconduct of City or its Agents, and covenants not to sue for such damages City, its departments, commissions, officers, directors and employees, and all persons acting by, through or under each of them.

### **21.3 No Relocation Assistance**

This Lease creates no right in Tenant to receive any relocation assistance or payment for any reason under the Relocation Assistance Act (California Government Code Section 7260 et seq.), the Uniform Relocation Assistance Act (42 U.S.C. Section 4602 et seq.) as such acts may be amended or revised or under any existing or future law upon any termination of tenancy except as provided in Section 15 (Eminent Domain) hereof.

Tenant fully waives, releases and relinquishes forever any and all claims, demands, rights and causes of action that it may have against the city under any existing or future laws, for any compensation from City not otherwise provided for herein, upon any termination of tenancy hereunder.

In connection with the releases under Sections 21.1 (Limitation on City's Liability), 21.2 (Consequential Damages), and 21.3 (No Relocation Assistance), Tenant acknowledges that it is familiar with Section 1542 of the California Civil Code, which reads:

A GENERAL RELEASE DOES NOT EXTEND TO CLAIMS WHICH THE CREDITOR DOES NOT KNOW OR SUSPECT TO EXIST IN HIS OR HER FAVOR AT THE TIME OF EXECUTING THE RELEASE, WHICH IF KNOWN BY HIM OR HER MUST HAVE MATERIALLY AFFECTED HIS OR HER SETTLEMENT WITH THE DEBTOR.

Tenant acknowledges that the releases contained herein include all known and unknown, disclosed and undisclosed, anticipated and unanticipated claims. Tenant realizes and acknowledges that it has agreed upon this Lease in light of this realization and, being fully aware of this situation, it nevertheless intends to waive the benefit of Civil Code Section 1542, or any statute or other similar law now or later in effect. The releases contained herein shall survive any termination of this Lease.

## **22. ACCESS TO PREMISES**

### **22.1 Tenant's Access to the Premises**

City hereby grants to Tenant during the Term of this Lease and for the limited purposes and subject to the terms and conditions set forth below, a nonexclusive license in and over the following common areas of the Building to the Premises: areas providing physical access by personnel and equipment including ramps, loading docks, walkways, staircases, and ladders; and the roof of the elevator room on which Tenant's Equipment is installed as shown on Exhibit A. Use of such common areas shall be subject to City's rights under Section 9 (City's Alterations of Building and Building Systems). The license granted to Tenant hereunder is for the sole purpose of constructing, maintaining, restoring, replacing and operating Tenant's Equipment located within the Premises or the common areas of the Building, including any necessary electrical and telephone conduits, in accordance with the use permitted under this Lease.

Such rights shall include the right of ingress and egress through the Building during non-business hours for access to or from the Premises or any Tenant Cables, provided that Tenant shall provide City with at least forty-eight (48) hours' prior written notice of any requested access, shall only access the Premises or any Tenant Cables elsewhere in the Building while accompanied by a designated City representative, and shall comply with all reasonable requirements of such designated City representative with respect to Tenant's requested access. In the event of an emergency, Tenant shall have the right to enter the Premises (or the Building with respect to accessing any Tenant Cables) if a designated City representative is not available to accompany Tenant at such time and following such access, Tenant promptly notifies the Key Contact for Landlord designated in Section 1 above.

The foregoing license is irrevocable until this Lease expires or sooner terminates as provided herein.

## **22.2 City's Access to the Premises**

City and its designated Agents shall have the right to enter the Premises at all reasonable times upon not less than twenty-four (24) hours advance notice (except in the event of an emergency) for any of the following purposes:

- (a) To determine whether the Premises are in good condition and to inspect the Premises;
- (b) To determine whether Tenant is in compliance with its obligations hereunder and to cure or attempt to cure any default in accordance with the provisions of Section 18.2 (Remedies) hereof;
- (c) To serve, post or keep posted any notices required or allowed under any provisions of this Lease or required under any applicable Law;
- (d) To do any maintenance or repairs to the Premises that City has the right or the obligation, if any, to perform hereunder; and
- (e) To show the Premises to any prospective purchasers, brokers, encumbrancers or officials, or, during the last year of the Term of this Lease, to exhibit the Premises to prospective tenants or other occupants, and to post any "for sale" or "for lease" signs in connection therewith.

## **22.3 Emergency Access**

In the event of any emergency, as determined by City, City may, at its sole option and without notice (provided that City shall make reasonable efforts to provide Tenant with notice when feasible in light of the exigent circumstances) enter the Premises and alter or remove Tenant's Property on or about the Premises. City shall have the right to use any and all means City considers appropriate to gain access to any portion of the Premises in an emergency. In such case, City shall not be responsible for any damage or injury to any such property, nor for the replacement of any such property and any such emergency entry shall not be deemed to be a forcible or unlawful entry onto or a detainer of, the Premises, or any eviction, actual or constructive, of Tenant from the Premises or any portion thereof.

## **22.4 No Liability**

City shall not be liable in any manner, and Tenant hereby waives any claims, for any inconvenience, disturbance, loss of business, nuisance or other damage arising out of City's entry onto the Premises, except damage resulting directly and exclusively from the gross negligence or willful misconduct of City or its Agents and not contributed to by the acts, omissions or negligence of Tenant, its Agents or Invitees. During any City access to the Premises pursuant to this Section 22 (Access to Premises), City will not unreasonably (i) interfere with the Tenant's Equipment in any way; (ii) move or remove the Tenant's Equipment; (iii) disconnect the power or any other utilities or services serving the Tenant's Equipment; or (iv) make any repairs to the Tenant's Equipment. As soon as reasonably possible following any such action by City, City must notify Tenant orally and followed promptly by written notice, that City entered the Premises and describe the action taken by City at the Premises in default of its obligations under the foregoing sentence.

## **22.5 No Abatement**

Tenant shall not be entitled to any abatement in Rent if City exercises any rights reserved in this Section 22.

## **22.6 Minimize Disruption**

City shall use its reasonable good faith efforts to conduct any activities on the Premises allowed under this Section 22 in a manner that, to the extent practicable, will minimize any disruption to Tenant's use hereunder.

### **23. ESTOPPEL CERTIFICATES**

Tenant, at any time and from time to time upon not less than ten (10) days' and after receipt of written notice from City, shall execute, acknowledge and deliver to City or to any party designated by City, a certificate of Tenant stating: (a) that Tenant has accepted the Premises (or, if Tenant has not done so, that Tenant has not accepted the Premises and specifying the reasons therefor), (b) the Commencement Date and Expiration Date of this Lease, (c) that this Lease is unmodified and in full force and effect (or, if there have been modifications, that the Lease is in full force and effect as modified and stating the modifications), (d) whether or not there are then existing any defenses against the enforcement of any of the obligations of Tenant under this Lease (and if so, specifying the same), (e) whether or not there are then existing obligations of City under this Lease (and if so specifying the same), (f) the dates, if any, to which the Base Rent and Additional Charges have been paid, and (g) any other information relating to delivery, acceptance, and condition of the Premises, and the condition of Tenant's Equipment, that may be reasonably required by any such persons.

### **24. RULES AND REGULATIONS**

Tenant shall faithfully comply with any and all reasonable rules, regulations and instructions, written or oral which may be established during the Term by City with respect to use of any part of the Building.

### **25. SECURITY DEPOSIT**

Upon execution of this Lease, Tenant shall deposit with City the sum specified as the security deposit in the Basic Lease Information (the "Security Deposit"), in cash, which shall be held by City to secure Tenant's faithful performance of all terms, covenants and conditions of this Lease.

Tenant agrees that City may (but shall not be required to) apply the Security Deposit in whole or in part to remedy any damage to the Premises caused by Tenant, its Agents or Invitees, or any then uncured failure of Tenant to perform any other terms, covenants or conditions contained herein (including, but not limited to, the payment of Rent or other sum due hereunder when due), without waiving any of City's other rights and remedies hereunder or at law or in equity and without any obligation. Prior to City's use of the Security Deposit, City shall give Tenant written notice of City's intention to use the Security Deposit and the date and amount of such intended use, together with reasonable written documentation of the loss, damage or expense for which City seeks reimbursement from the Security Deposit. Tenant waives the provisions of Section 1950.7 of the California Civil Code or any similar law, statute or ordinance now or hereafter in effect and agrees that Landlord may retain any portion of Security Deposit reasonably necessary to compensate Landlord for any other foreseeable or unforeseeable loss or damage caused by the acts or omissions of Tenant, its Agents or Invitees. Without limiting the foregoing, Tenant understands and agrees that Landlord may apply some or all of the Security Deposit to the payment of future Rent following a then uncured Tenant default.

Should City use any portion of the Security Deposit to cure any uncured default by Tenant hereunder, Tenant shall immediately replenish the Security Deposit to the original amount within thirty (30) days following receipt of written notice. If the Base Rent is increased pursuant to any of the provisions of this Lease, Tenant shall increase the amount of the Security Deposit accordingly. City's obligations with respect to the Security Deposit are solely that of debtor and not trustee. City shall not be required to keep the Security Deposit separate from its general funds, and Tenant shall not be entitled to interest on the Security Deposit. The amount of the Security Deposit shall in no way limit the liabilities of Tenant under any provision of this

Lease. Provided Tenant is not in default under the Lease, City will return any remaining portion of the Security Deposit within the applicable period required under California law following the expiration or earlier termination of this Lease.

## **26. SURRENDER OF PREMISES**

Upon the Expiration Date or other termination of this Lease, Tenant shall peaceably quit and surrender to City the Premises in good order and condition, normal wear and tear excepted, free of debris and hazards, after having made the last necessary repair required by Tenant under this Section (and damage caused by casualty or condemnation excepted). The Premises shall be surrendered free and clear of all liens and encumbrances other than presently existing liens and encumbrances and any other encumbrances created by City. Tenant shall, before the Expiration Date or other termination of this Lease, remove all of Tenant's Property and repair any damage resulting from the removal; provided, however, that City shall have the right to require Tenant to leave all or a portion of the Tenant Cables in place if City notifies Tenant of its exercise of such right in writing prior to the Expiration Date or other termination of this Lease. Tenant's removal and repair work pursuant to this Section shall be performed (a) at Tenant's expense and at such time and, when required hereunder, in such manner as reasonably approved by City, (b) by duly licensed and bonded contractors or mechanics, (c) in a manner and using equipment and materials which will not interfere with or impair City's operations, use or occupation of the Building or the Building Systems, and (d) in accordance with any Building Rules and Regulations and all applicable Laws. Tenant's obligations under this Section shall survive the Expiration Date or other termination of this Lease. Any items of Tenant's Property which shall remain in the Premises after the Expiration Date of this Lease may, at the option of City, be deemed abandoned and in such case may be disposed of by City in accordance with Civil Code Section 1980 et seq. or any other manner allowed by law.

Concurrently with the surrender of the Premises as provided above, Tenant agrees, if requested by City, to execute, acknowledge and deliver to City a quitclaim deed to the Premises and any other instrument reasonably requested by City to evidence or otherwise effect the termination of Tenant's leasehold estate hereunder and to effect such transfer or vesting of title to the Tenant Improvements or other improvements or equipment which are to remain part of the Premises as provided herein.

## **27. HAZARDOUS MATERIALS**

### **27.1 Definitions**

As used herein, the following terms shall have the meanings set forth below:

(a) "Environmental Laws" shall mean any federal, state, local or administrative law, rule, regulation, order or requirement relating to industrial hygiene, environmental conditions or Hazardous Materials, whether now in effect or hereafter adopted.

(b) "Hazardous Material" shall mean any material that, because of its quantity, concentration or physical or chemical characteristics, is at any time now or hereafter deemed by any federal, state or local governmental authority to pose a present or potential hazard to human health, welfare or safety or to the environment. Hazardous Material includes, without limitation, any material or substance defined as a "hazardous substance," or "pollutant" or "contaminant" pursuant to the Comprehensive Environmental Response, Compensation and Liability Act of 1980 ("CERCLA", also commonly known as the "Superfund" law), as amended, (42 U.S.C. Section 9601 et seq.) or pursuant to Section 25316 of the California Health & Safety Code; any "hazardous waste" listed pursuant to Section 25140 of the California Health & Safety Code; and petroleum, including crude oil or any fraction thereof, natural gas or natural gas liquids.

(c) "Investigate and Remediate" shall mean the undertaking of any activities to determine the nature and extent of Hazardous Material that may be located in, on, under or

about the Premises, the Building and the real property upon which the Building is located and all other improvements and appurtenances to such real property (collectively, the "Property") or that has been, is being or threatens to be Released into the environment, and to clean up, remove, contain, treat, stabilize, monitor or otherwise control such Hazardous Material.

(d) "Release" when used with respect to Hazardous Material shall include any actual or imminent spilling, leaking, pumping, pouring, emitting, emptying, discharging, injecting, escaping, leaching, dumping, or disposing into or inside the Building, or in, on, under or about the Property or the environment.

### **27.2 Hazardous Materials in Premises**

Tenant covenants and agrees that neither Tenant nor any of its Agents or Invitees shall cause or permit any Hazardous Material to be brought upon, kept, used, stored, generated, disposed of or Released in, on or about the Premises or any other part of the Property, or transported to or from the Property in violation of Environmental Laws, except that Tenant may use small quantities of Hazardous Materials, including backup batteries, as needed for backup power and routine cleaning and maintenance of Tenant's Equipment which are customarily used for backup power and routine cleaning and maintenance of such equipment and so long as all such materials are handled and used in compliance with Environmental Laws. Tenant shall immediately notify Landlord if and when Tenant learns or has reason to believe there has been any Release of Hazardous Material on or about the Premises or the Property.

### **27.3 Tenant's Environmental Indemnity**

If Tenant breaches any of its obligations contained in this Section, or if any act, omission or negligence of Tenant or any of its Agents or Invitees results in any contamination of the Premises or any other part of the Property or in a Release of Hazardous Material from, on, about, in, or beneath any part of the Premises or the Property or the violation of any Environmental Law, then in any such event Tenant, on behalf of itself and its successors and assigns, shall Indemnify City, its Agents and Invitees, and their respective successors and assigns, and each of them, from and against any and all Claims (including, without limitation, damages for decrease in value of the Premises or the Property, the loss or restriction of the use of rentable or usable space or of any amenity of the Premises or the Property and sums paid in settlement of claims, attorneys' fees, consultants' fees and experts' fees) arising during or after the Term of this Lease relating to such Release or violation of Environmental Laws; provided, however, Tenant shall not be liable for any Claims to the extent such Release was caused by the active negligence or willful misconduct of City or its Agents. The foregoing Indemnity includes, without limitation, costs incurred in connection with any activities required to Investigate and Remediate any Hazardous Material brought onto the Premises or the Property by Tenant or any of its Agents or Invitees and to restore the Property to its condition prior to Tenant's introduction of such Hazardous Material or the correction of any violation of Environmental Laws. Tenant specifically acknowledges and agrees that it has an immediate and independent obligation to defend City and the other Indemnified Parties from any claim which actually or potentially falls within this indemnity provision even if such allegation is or may be groundless, fraudulent or false, which obligation arises at the time such claim is tendered to Tenant by City and continues at all times thereafter. Without limiting the foregoing, if Tenant or any of its Agents or Invitees cause the Release of any Hazardous Material on, about, in, or beneath the Premises or Property, then in any such event Tenant shall, immediately, at no expense to City, take any and all necessary actions to return the Premises or the Property, as applicable, to the condition existing prior to the Release of any such Hazardous Materials on the Property or otherwise abate the Release in accordance with all Environmental Laws, except to the extent such Release was caused by the active negligence of City or its Agents. Tenant shall afford City a full opportunity to participate in any discussions with governmental regulatory agencies regarding any settlement agreement, cleanup or abatement agreement, consent decree, or other compromise or proceeding involving Hazardous Material.



## 28. SPECIAL PROVISIONS

### 28.1 Extension Option

#### (a) Options to Extend Term

Subject to City's rights under Sections 28.3 (City's Right to Terminate) and 28.4 (City's Protection Against Interference), City grants to Tenant one (1) option to extend the Term of this Lease (the "Extension Option"), for an additional five (5) years (the "Extended Term"). Any such notice by Tenant shall be irrevocable by Tenant except as provided in Section 28.1(b) (Base Rent and Other Terms). If any material event of default by Tenant is outstanding hereunder either on the date which is ninety (90) days prior to the expiration of the immediately prior term or at any time prior to the first day of the Extended Term (or if any event has occurred which with the giving of notice or the passage of time or both would constitute a material event of default and such event has not been cured prior to the earlier of expiration of any applicable cure period under this Lease or the expiration of the immediately prior term), then City may elect by notice to Tenant to reject Tenant's exercise of the Extension Option, whereupon the Extension Option shall be null and void.

#### (b) Base Rent and Other Terms

If Tenant elects to exercise the Extension Option, then the lease for the Extended Term as outlined herein shall cover the entire Premises and shall be upon all of the terms, covenants and conditions of this Lease and the Base Rent hereunder shall be determined as follows and adjusted in accordance with Section 4.2 (Adjustments in Base Rent):

(i) At the commencement of the Extended Term, the Base Rent shall be adjusted to equal the prevailing market rate for telecommunication space of comparable size and location to the Premises then being offered for rent in other buildings similar in age; location and quality to the Premises situated within the Mission, Potrero, Mission Bay areas of San Francisco ("Reference Area"); provided, however, in no event shall the Base Rent be reduced below the Base Rent for the lease year prior to commencement of such Extended Term. As used herein, the term "prevailing market rate" shall mean the base rental for such comparable space, taking into account (i) any additional rental and all other payments and escalations payable hereunder, (ii) location and size of the premises covered by leases of such comparable space, (iii) the duration of the renewal term and the term of such comparable leases, and (iv) free rent given under such comparable leases and any other tenant concessions.

(ii) If Tenant disputes City's determination of the prevailing market rate, Tenant shall so notify City within fourteen (14) days following City's notice to Tenant of the prevailing market rate and such dispute shall be resolved as follows:

(iii) Within thirty (30) days following City's notice to Tenant of the prevailing market rate, City and Tenant shall attempt in good faith to meet no less than two (2) times, at a mutually agreeable time and place, to attempt to resolve any such disagreement.

(iv) If within this thirty (30)-day period City and Tenant cannot reach agreement as to the prevailing market rate, they shall each select one appraiser to determine the prevailing market rate. Each such appraiser shall arrive at a determination of the prevailing market rate and submit his or her conclusions to City and Tenant within thirty (30) days of the expiration of the thirty (30)-day consultation period described in (i) above.

(v) If only one appraisal is submitted within the requisite time period, it shall be deemed to be the prevailing market rate. If both appraisals are submitted within such time period, and if the two appraisals so submitted differ by less than ten percent (10%) of the higher of the two, then the average of the two shall be the prevailing market rate. If the two appraisals differ by more than ten percent (10%) of the higher of the two, then the two appraisers

shall immediately select a third appraiser who will within thirty (30) days of his or her selection make a determination of the prevailing market rate and submit such determination to City and Tenant. This third appraisal will then be averaged with the closer of the two previous appraisals and the result shall be the prevailing market rate.

(vi) If Tenant does not approve of the prevailing market rate as determined by the appraisal procedure specified above, Tenant shall revoke the exercise of the Extension Option by Tenant.

(vii) All appraisers specified herein shall be members of the American Institute of Real Estate Appraisers (MAI) with not less than five (5) years' experience appraising leases of commercial properties similar to the Premises in the San Francisco Metropolitan area. City and Tenant shall pay the cost of the appraiser selected by such party and one-half of the cost of the third appraiser plus one-half (1/2) of any other costs incurred in the arbitration.

## **28.2 Tenant's Right to Terminate**

In the event Tenant loses its permits necessary to operate the Communications Site due to reasons other than its failure to comply with the conditions of the permit and in spite of reasonable efforts by Tenant to maintain its permits, or if Tenant is unable to occupy and utilize the Premises or the Tenant's Equipment due to an action of the FCC, including without limitation, a take back of channels or change in frequencies, then Tenant may terminate this Lease with ninety (90) days' prior written notice to City. The parties do not intend that Tenant's right to terminate be used to allow Tenant to relocate to a better site or to reduce the total number of communications sites operated by Tenant and/or any of its affiliates for the area served by the Communications Site at the Premises.

## **28.3 City's Right to Terminate Due to Finding by Board of Supervisors**

City shall have the right to terminate this Lease without penalty upon ninety (90) days' written notice to Tenant if, after notice and public hearing and a reasonable time (not to exceed sixty (60) days) for Tenant to effect a remedy, the San Francisco Board of Supervisors determines that Tenant's continued use of the Premises will adversely affect public health and safety.

## **28.4 City's Protection Against Interference**

So long as Tenant is not in default hereunder, after the Commencement Date City shall not grant a lease for the Building if such use would materially adversely interfere with Tenant's normal operation of the Communications Site. Any such future lease of the Building to a third party that permits the installation of communication equipment shall be conditioned upon such tenant not causing measurable interference which materially impairs Tenant's ability to utilize the Premises for its intended purpose.

## **28.5 Tenant's Protection Against Interference**

Tenant will not permit its equipment or use of the Premises as a Communications Site to cause interference with or impairment of City's 911 Public Communications Safety System or Citywide 800 MHz Radio System or other communication or computer equipment used by City or any of its Agents or tenants on the Property. Tenant will not use the Premises or the Tenant's Equipment located on the Premises in any way which interferes with any existing use of the Building prior to this Lease or any future use of the Building by City or its successors except as specifically set forth in Section 28.4 (City's Protection Against Interference) (including, without limitation, City's use of the Building as a medical facility with related radio, telephone and other communications transmission and reception), and such interference shall be deemed a material breach of this Lease by Tenant, which shall, upon notice from City, be responsible for terminating such interference. In the event any such interference does not cease promptly, the

parties acknowledge that continuing interference may cause irreparable injury and, therefore, City shall have the right to bring action to enjoin such interference or to terminate this Lease immediately upon notice, at City's election. If any change in the nature of City's use of the Building during the Term results in measurable interference which materially impairs Tenant's normal operation of its equipment located on the Premises and, as a result of such interference, it is necessary to alter the Tenant Improvements or Tenant's other equipment located on the Premises, Tenant shall notify City of such interference, which notice shall include a detailed description of the necessary Alterations and a cost estimate therefor. Upon receipt of such notice, City shall have the right to terminate this Lease upon thirty (30) days' prior written notice to Tenant. If City elects not to terminate this Lease, Tenant may, at its election, either (i) make the Alterations described in such notice, in compliance with Section 7.1 (Tenant's Alterations) of this Lease, or (ii) terminate this Lease upon thirty (30) days' prior written notice to City. If Tenant elects to make such Alterations, Tenant shall offset the actual, documented cost incurred by Tenant to complete such Alterations against Base Rent as it comes due, up to a maximum amount equal to the lesser of (a) the cost estimate contained in Tenant's notice to City described above or (b) Ten Thousand Dollars (\$10,000).

## **29. GENERAL PROVISIONS**

### **29.1 Notices**

Any notice given under this Lease shall be effective only if in writing and given by delivering the notice in person, by sending it first class mail or certified mail with a return receipt requested or overnight mail, return receipt requested, with postage prepaid, to: (a) Tenant at Tenant's address set forth in the Basic Lease Information or at any place where Tenant or any agent, officer or employee of Tenant may be personally served if sent subsequent to Tenant's vacating, deserting, abandoning or surrendering the Premises; or (b) Landlord at City's address set forth in the Basic Lease Information; or (c) to such other address as either City or Tenant may designate as its new address for such purpose by notice given to the other in accordance with the provisions of this Section. All notices hereunder shall be deemed to have been given or received five (5) days after the date when it shall have been deposited with the U.S. Post Office if sent by first class or certified mail, or the next business day following deposit with an overnight courier service, or upon the date personal delivery is made. Neither party may give official or binding notice by facsimile.

### **29.2 No Implied Waiver**

No failure by either party to insist upon the strict performance of any obligation of the other under this Lease or to exercise any right, power or remedy arising out of a breach thereof, irrespective of the length of time for which such failure continues, shall constitute a waiver of such breach. No acceptance by any Agent of City of full or partial Base Rent or Additional Charges during the continuance of any such breach, and no acceptance of the keys to or possession of the Premises prior to the expiration of the Term by any Agent of City, shall constitute a waiver of such breach or of City's right to demand strict compliance with such term, covenant or condition or operate as a surrender of this Lease. No express written waiver by either party of any default or the performance of any provision hereof shall affect any other default or performance, or cover any other period of time, other than the default, performance or period of time specified in such express waiver. One or more written waivers of a default or the performance of any provision hereof by either party shall not be deemed to be a waiver of a subsequent default or performance. The consent of City given in any instance under the terms of this Lease shall not relieve Tenant of any obligation to secure the consent of City in any other or future instance under the terms of this Lease.

### **29.3 Amendments**

Neither this Lease nor any term or provisions hereof may be changed, waived, discharged or terminated orally, and no breach thereof shall be waived, altered or modified, except by a written instrument signed by both parties hereto.

#### **29.4 Authority**

If Tenant signs as a corporation or a partnership, each of the persons executing this Lease on behalf of Tenant does hereby covenant and warrant that Tenant is a duly authorized and existing entity, that Tenant is qualified to do business in California, that Tenant has full right and authority to enter into this Lease, and that each and all of the persons signing on behalf of Tenant are authorized to do so. Upon City's request, Tenant shall provide City with evidence reasonably satisfactory to City confirming the foregoing covenants and warranties.

#### **29.5 Interpretation of Lease**

The words "City" or "Landlord" and "Tenant" as used herein shall include the plural as well as the singular. If there is more than one Tenant, the obligations and liabilities under this Lease imposed on Tenant shall be joint and several. As used herein, the term "Agents" when used with respect to either party shall include the agents, employees, officers, contractors, subcontractors and representatives of such party, and the term "Invitees" when used with respect to either party shall include the clients, customers, invitees, guests, licensees, assignees or subtenants of such party. The captions preceding the articles and sections of this Lease and in the table of contents have been inserted for convenience of reference and such captions in no way define or limit the scope or intent of any provision of this Lease. This Lease has been negotiated at arm's length and between persons sophisticated and knowledgeable in the matters dealt with herein. Provisions in this Lease relating to number of days shall be calendar days, unless otherwise specified, provided that if the last day of any period to give notice, reply to a notice or to undertake any other action occurs on a Saturday, Sunday or a bank or City holiday, then the last day for undertaking the action or giving or replying to the notice shall be the next succeeding business day. All approvals, consents or other determinations permitted or required by City hereunder shall be made by or through City's Director of Property or his or her designee unless otherwise provided in this Lease, by City's Charter or City Ordinance.

#### **29.6 Successors and Assigns**

The terms, covenants and conditions contained in this Lease shall bind and inure to the benefit of City and Tenant and, except as otherwise provided herein, their personal representatives and successors and assigns; provided, however, that upon the sale, assignment or transfer by City named herein (or by any subsequent landlord) of its interest in the Building as owner or lessee, including any transfer by operation of law, City (or any subsequent landlord) shall be relieved from all subsequent obligations and liabilities arising under this Lease subsequent to such sale, assignment or transfer.

#### **29.7 Brokers**

Neither party has had any contact or dealings regarding the leasing of the Premises, or any communication in connection therewith, through any licensed real estate broker or other person who could claim a right to a commission or finder's fee in connection with this Lease except as identified in the Basic Lease Information, whose commission, if any is due, shall be paid pursuant to a separate written agreement between such broker and the party through which such broker contracted. In the event that any broker or finder perfects a claim for a commission or finder's fee based upon any such contact, dealings or communication in connection with the lease contemplated herein, the party through whom the broker or finder makes his claim shall be responsible for such commission or fee and shall indemnify and hold harmless the other party from all claims, costs, and expenses (including, without limitation, reasonable attorneys' fees and disbursements) incurred by the indemnified party in defending against the same. The provisions of this Section shall survive any termination of this Lease.

## **29.8 Severability**

If any provision of this Lease or the application thereof to any person, entity or circumstance shall, to any extent, be invalid or unenforceable, the remainder of this Lease, or the application of such provision to persons, entities or circumstances other than those as to which it is invalid or unenforceable, shall not be affected thereby, and to each provision of this Lease shall be valid and be enforced to the full extent permitted by law, except to the extent that enforcement of this Lease without the invalidated provision would be unreasonable or inequitable under all the circumstances or would frustrate a fundamental purpose of this Lease.

## **29.9 Governing Law**

This Lease shall be construed and enforced in accordance with the laws of the State of California and City's Charter.

## **29.10 Entire Agreement**

This instrument, including the exhibits hereto, which are made a part of this Lease, contains the entire agreement between the parties and all prior written or oral negotiations, understandings and agreements are merged herein. The parties further intend that this Lease shall constitute the complete and exclusive statement of its terms and that no extrinsic evidence whatsoever (including prior drafts hereof and changes therefrom) may be introduced in any judicial, administrative or other legal proceeding involving this Lease. Tenant hereby acknowledges that neither City nor City's Agents have made any representations or warranties with respect to the Premises, the Building or this Lease except as expressly set forth herein, and no rights, easements or licenses are or shall be acquired by Tenant by implication or otherwise unless expressly set forth herein.

## **29.11 Attorneys' Fee**

In the event that either City or Tenant fails to perform any of its obligations under this Lease or in the event a dispute arises concerning the meaning or interpretation of any provision of this Lease, the defaulting party or the non-prevailing party in such dispute, as the case may be, shall pay the prevailing party reasonable attorneys' and experts' fees and costs, and all court costs and other costs of action incurred by the prevailing party in connection with the prosecution or defense of such action and enforcing or establishing its rights hereunder (whether or not such action is prosecuted to a judgment). For purposes of this Lease, reasonable attorneys' fees of the City's Office of the City Attorney shall be based on the fees regularly charged by private attorneys with the equivalent number of years of experience in the subject matter area of the law for which the City Attorney's services were rendered who practice in the City of San Francisco in law firms with approximately the same number of attorneys as employed by the Office of the City Attorney. The term "attorneys' fees" shall also include, without limitation, all such fees incurred with respect to appeals, mediations, arbitrations, and bankruptcy proceedings, and whether or not any action is brought with respect to the matter for which such fees were incurred. The term "costs" shall mean the costs and expenses of counsel to the parties, which may include printing, duplicating and other expenses, air freight charges, hiring of experts, and fees billed for law clerks, paralegals, and others not admitted to the bar but performing services under the supervision of an attorney.

## **29.12 Holding Over**

Any holding over after the expiration of the Term with the express consent of City shall be construed to automatically extend the Term of this Lease for a period of one (1) year at a Base Rent equal to one hundred fifty percent (150%) of the latest Base Rent payable by Tenant hereunder prior to such expiration, and shall otherwise be on the terms and conditions herein specified so far as applicable (except for those pertaining to the Term and any Extension Options). Any holding over without City's consent shall constitute a default by Tenant and

entitle City to exercise any or all of its remedies as provided herein, notwithstanding that City may elect to accept one or more payments of Base Rent and Additional Charges from Tenant.

### **29.13 Time of Essence**

Time is of the essence with respect to all provisions of this Lease in which a definite time for performance is specified.

### **29.14 Cumulative Remedies**

All rights and remedies of either party hereto set forth in this Lease shall be cumulative, except as may otherwise be provided herein.

### **29.15 Survival of Indemnities**

Termination of this Lease shall not affect the right of either party to enforce any and all indemnities and representations and warranties given or made to the other party under this Lease, nor shall it affect any provision of this Lease that expressly states it shall survive termination hereof.

### **29.16 Signs**

Tenant agrees that it will not erect or maintain, or permit to be erected or maintained, any signs, notices or graphics upon or about the Premises which are visible in or from public corridors or other portions of any common areas of the Building or from the exterior of the Premises, without obtaining the prior written consent and approval of City, which City may withhold or grant in its sole discretion.

### **29.17 Light and Air**

Tenant covenants and agrees that no diminution of light, air or view by any structure that may hereafter be erected (whether or not by City) shall entitle Tenant to any reduction of the Base Rent or Additional Charges under this Lease, result in any liability of City to Tenant, or in any other way affect this Lease or Tenant's obligations hereunder, except as described in Section 28.4 (City's Protection Against Interference).

### **29.18 Recording**

Tenant agrees that it shall not record this Lease nor any memorandum or short form hereof in the Official Records of the City and County of San Francisco.

### **29.19 Taxes, Assessments, Licenses, Permit Fees and Liens**

(a) Tenant recognizes and understands that this Lease may create a possessory interest subject to property taxation and that Tenant may be subject to the payment of property taxes levied on such interest. Tenant further recognizes and understands that any sublease or assignment permitted under this Lease and any exercise of any option to renew or extend this Lease may constitute a change in ownership for purposes of property taxation and therefore may result in a revaluation of any possessory interest created hereunder.

(b) Tenant agrees to pay taxes of any kind, including possessory interest taxes, that may be lawfully assessed on the leasehold interest hereby created and to pay all other taxes, excises, licenses, permit charges and assessments based on Tenant's usage of the Premises that may be imposed upon Tenant by law, all of which shall be paid when the same become due and payable and before delinquency. Tenant agrees not to allow or suffer a lien for any such taxes to be imposed upon the Premises or upon any equipment or property located thereon

without promptly discharging the same, provided that Tenant, if so desiring, may have reasonable opportunity to contest the validity of the same.

(c) San Francisco Administrative Code Sections 23.6-1 and 23.6-2 require that the City and County of San Francisco report certain information relating to this Lease, and any renewals thereof, to the County Assessor within sixty (60) days after any such transaction; and that Tenant report certain information relating to any assignment of or sublease under this lease to the County Assessor within sixty (60) days after such assignment or sublease transaction. Tenant agrees to provide such information as may be requested by the City to enable the City to comply with this requirement.

#### **29.20 Non-Liability of City Officials, Employees and Agents**

No elective or appointive board, commission, member, officer, employee or agent of City shall be personally liable to Tenant, its successors and assigns, in the event of any default or breach by City or for any amount which may become due to Tenant, its successors and assigns, or for any obligation of City under this Lease.

#### **29.21 Wages and Working Conditions**

Tenant agrees that any person performing labor for Tenant on any public work at the Premises, which includes the Tenant Improvements, Alterations, demolition, installation, maintenance and repair work to the extent such activities are paid for in whole or part out of public funds, shall be paid not less than the highest prevailing rate of wages consistent with the requirements of Section 6.22(E) of the San Francisco Administrative Code, and shall be subject to the same hours and working conditions, and shall receive the same benefits as in each case are provided for similar work performed in San Francisco County. The terms "public work" and "paid for in whole or part out of public funds" as used in this Section are defined in California Labor Code Section 1720 et seq., as amended. Tenant shall include in any contract for such labor a requirement that all persons performing labor under such contract shall be paid not less than the highest prevailing rate of wages for the labor so performed. Tenant shall require any contractor to provide, and shall deliver to City upon request, certified payroll reports with respect to all persons performing such labor at the Premises.

#### **29.22 Non-Discrimination in City Contracts and Benefits Ordinance.**

##### **(a) Covenant Not to Discriminate**

In the performance of this Lease, Tenant agrees not to discriminate against any employee of, any City employee working with Tenant, or applicant for employment with Tenant, or against any person seeking accommodations, advantages, facilities, privileges, services, or membership in all business, social, or other establishments or organizations, on the basis of the fact or perception of a person's race, color, creed, religion, national origin, ancestry, age, height, weight, sex, sexual orientation, gender identity, domestic partner status, marital status, disability or Acquired Immune Deficiency Syndrome or HIV status (AIDS/HIV status), or association with members of such protected classes, or in retaliation for opposition to discrimination against such classes.

Tenant further acknowledges that the Americans with Disabilities Act requires that programs, services and other activities provided by a public entity to the public, whether directly or through a contractor, must be accessible to the disabled public. Subject to Section 11.1 (Compliance with Laws) hereof, Tenant acknowledges its obligation to comply with such Act and any other federal, state or local disability rights legislation. Tenant warrants that it will fulfill that obligation. Tenant also warrants that it will not discriminate against disabled persons in the provision of services, benefits or activities.

**(b) Subleases and Other Subcontracts**

Tenant shall include in all Subleases and other subcontracts relating to the Premises a non-discrimination clause applicable to such Subtenant or other subcontractor in substantially the form of Subsection (a) above. In addition, Tenant shall incorporate by reference in all subleases and other subcontracts the provisions of Sections 12B.2(a), 12B.2(c)-(k), and 12C.3 of the San Francisco Administrative Code and shall require all subtenants and other subcontractors to comply with such provisions. Tenant's failure to comply with the obligations in this Subsection shall constitute a material breach of this Lease.

**(c) Non-Discrimination in Benefits**

Tenant does not as of the date of this Lease and will not during the term of this Lease, in any of its operations in San Francisco, on real property owned by City, or where the work is being performed for the City or elsewhere within the United States, discriminate in the provision of bereavement leave, family medical leave, health benefits, membership or membership discounts, moving expenses, pension and retirement benefits or travel benefits, as well as any benefits other than the benefits specified above, between employees with domestic partners and employees with spouses, and/or between the domestic partners and spouses of such employees, where the domestic partnership has been registered with a governmental entity pursuant to state or local law authorizing such registration, subject to the conditions set forth in Section 12B.2(b) of the San Francisco Administrative Code.

**(d) HRC Form**

As a condition to this Lease, Tenant shall execute the "Chapter 12B Declaration: Nondiscrimination in Contracts and Benefits" form (Form HRC-12B-101) with supporting documentation and secure the approval of the form by the San Francisco Human Rights Commission. Tenant hereby represents that prior to execution of this Lease, (i) Tenant executed and submitted to the HRC Form HRC-12B-101 with supporting documentation, and (ii) the HRC approved such form.

**(e) Incorporation of Administrative Code Provisions by Reference**

The provisions of Chapters 12B and 12C of the San Francisco Administrative Code relating to non-discrimination by parties contracting for the lease of City property are incorporated in this Section by reference and made a part of this Lease as though fully set forth herein. Tenant shall comply fully with and be bound by all of the provisions that apply to this Lease under such Chapters of the Administrative Code, including but not limited to the remedies provided in such Chapters. Without limiting the foregoing, Tenant understands that pursuant to Section 12B.2(h) of the San Francisco Administrative Code, a penalty of Fifty Dollars (\$50) for each person for each calendar day during which such person was discriminated against in violation of the provisions of this Lease may be assessed against Tenant and/or deducted from any payments due Tenant.

**29.23 Requiring Health Benefits for Covered Employees**

Unless exempt, Tenant agrees to comply fully with and be bound by all of the provisions of the Health Care Accountability Ordinance (HCAO), as set forth in San Francisco Administrative Code Chapter 12Q, including the remedies provided, and implementing regulations, as the same may be amended from time to time. The provisions of Chapter 12Q are incorporated herein by reference and made a part of this Lease as though fully set forth. The text of the HCAO is available on the web at <http://www.sfgov.org/olse/hcao>. Capitalized terms used in this Section and not defined in this Lease shall have the meanings assigned to such terms in Chapter 12Q.



(a) For each Covered Employee, Tenant shall provide the appropriate health benefit set forth in Section 12Q.3 of the HCAO. If Tenant chooses to offer the health plan option, such health plan shall meet the minimum standards set forth by the San Francisco Health Commission.

(b) Notwithstanding the above, if the Tenant is a small business as defined in Section 12Q.3(d) of the HCAO, it shall have no obligation to comply with Subsection (a) above.

(c) Tenant's failure to comply with the HCAO shall constitute a material breach of this Lease. City shall notify Tenant if such a breach has occurred. If, within thirty (30) days after receiving City's written notice of a breach of this Lease for violating the HCAO, Tenant fails to cure such breach or, if such breach cannot reasonably be cured within such period of thirty (30) days, Tenant fails to commence efforts to cure within such period, or thereafter fails diligently to pursue such cure to completion, City shall have the right to pursue the remedies set forth in Section 12Q.5(f)(1-5). Each of these remedies shall be exercisable individually or in combination with any other rights or remedies available to City.

(d) Any Subcontract entered into by Tenant shall require the Subcontractor to comply with the requirements of the HCAO and shall contain contractual obligations substantially the same as those set forth in this Section. Tenant shall notify City's Purchasing Department when it enters into such a Subcontract and shall certify to the Purchasing Department that it has notified the Subcontractor of the obligations under the HCAO and has imposed the requirements of the HCAO on Subcontractor through the Subcontract. Each Tenant shall be responsible for its Subcontractors' compliance with this Chapter. If a Subcontractor fails to comply, the City may pursue the remedies set forth in this Section against Tenant based on the Subcontractor's failure to comply, provided that City has first provided Tenant with notice and an opportunity to obtain a cure of the violation.

(e) Tenant shall not discharge, reduce in compensation, or otherwise discriminate against any employee for notifying City with regard to Tenant's compliance or anticipated compliance with the requirements of the HCAO, for opposing any practice proscribed by the HCAO, for participating in proceedings related to the HCAO, or for seeking to assert or enforce any rights under the HCAO by any lawful means.

(f) Tenant represents and warrants that it is not an entity that was set up, or is being used, for the purpose of evading the intent of the HCAO.

(g) Tenant shall keep itself informed of the current requirements of the HCAO.

(h) Tenant shall provide reports to the City in accordance with any reporting standards promulgated by the City under the HCAO, including reports on Subcontractors and Subtenants, as applicable.

(i) Tenant shall provide City with access to records pertaining to compliance with HCAO after receiving a written request from City to do so and being provided at least five (5) business days to respond.

(j) City may conduct random audits of Tenant to ascertain its compliance with HCAO. Tenant agrees to cooperate with City when it conducts such audits.

(k) If Tenant is exempt from the HCAO when this Lease is executed because its amount is less than Twenty-Five Thousand Dollars (\$25,000) [Fifty Thousand Dollars (\$50,000) for nonprofits], but Tenant later enters into an agreement or agreements that cause Tenant's aggregate amount of all agreements with City to reach Seventy-Five Thousand Dollars (\$75,000), all the agreements shall be thereafter subject to the HCAO. This obligation arises on the effective date of the agreement that causes the cumulative amount of agreements between

Tenant and the Contracting Department to be equal to or greater than Seventy-Five Thousand Dollars (\$75,000) in the fiscal year.

#### **29.24 MacBride Principles - Northern Ireland**

The City and County of San Francisco urges companies doing business in Northern Ireland to move toward resolving employment inequities and encourages them to abide by the MacBride Principles as expressed in San Francisco Administrative Code Section 12F.1 et seq. The City and County of San Francisco also urges San Francisco companies to do business with corporations that abide by the MacBride Principles. Tenant acknowledges that it has read and understands the above statement of the City and County of San Francisco concerning doing business in Northern Ireland.

#### **29.25 Drug-Free Workplace**

Tenant acknowledges that pursuant to the Federal Drug-Free Workplace Act of 1989, the unlawful manufacture, distribution, possession or use of a controlled substance is prohibited on City premises. Tenant agrees that any violation of this prohibition by Tenant, its employees, agents or assigns shall be deemed a material breach of this Lease.

#### **29.26 Tropical Hardwood and Virgin Redwood Ban**

The City and County of San Francisco urges companies not to import, purchase, obtain or use for any purpose, any tropical hardwood or tropical hardwood wood product, virgin redwood or virgin redwood wood product except as expressly provided by the application of Sections 802(b) and 803(b) of the San Francisco Environment Code.

#### **29.27 Pesticide Prohibition**

Tenant shall comply with the provisions of Section 308 of Chapter 3 of the San Francisco Environment Code (the "Pesticide Ordinance") which (i) prohibit the use of certain pesticides on City property, (ii) require the posting of certain notices and the maintenance of certain records regarding pesticide usage and (iii) require Tenant to submit to City's Department of Public Health, with a copy to City's Real Estate Division, an integrated pest management ("IPM") plan that (a) lists, to the extent reasonably possible, the types and estimated quantities of pesticides that Tenant may need to apply to the Premises during the terms of this Lease, (b) describes the steps Tenant will take to meet the City's IPM Policy described in Section 300 of the Pesticide Ordinance and (c) identifies, by name, title, address and telephone number, an individual to act as the Tenant's primary IPM contact person with the City. In addition, Tenant shall comply with the requirements of Sections 303(a) and 303(b) of the Pesticide Ordinance.

Nothing herein shall prevent Tenant, through City's Department of Public Health, from seeking a determination from the Commission on the Environment that it is exempt from complying with certain portions of the Pesticide Ordinance as provided in Section 307 thereof.

#### **29.28 Prohibition of Tobacco Sales and Advertising**

Tenant acknowledges and agrees that no advertising of cigarettes or tobacco products is allowed on the Premises. This advertising prohibition includes the placement of the name of a company producing, selling or distributing cigarettes or tobacco products or the name of any cigarette or tobacco product in any promotion of any event or product. This advertising prohibition does not apply to any advertisement sponsored by a state, local, nonprofit or other entity designed to (i) communicate the health hazards of cigarettes and tobacco products, or (ii) encourage people not to smoke or to stop smoking.

### **29.29 Prohibition of Alcoholic Beverage Advertising**

Tenant acknowledges and agrees that no advertising of alcoholic beverages is allowed on the Premises. For purposes of this section, "alcoholic beverage" shall be defined as set forth in California Business and Professions Code Section 23004, and shall not include cleaning solutions, medical supplies and other products and substances not intended for drinking. This advertising prohibition includes the placement of the name of a company producing, selling or distributing alcoholic beverages or the name of any alcoholic beverage in any promotion of any event or product. This advertising prohibition does not apply to any advertisement sponsored by a state, local, nonprofit or other entity designed to (i) communicate the health hazards of alcoholic beverages, (ii) encourage people not to drink alcohol or to stop drinking alcohol, or (iii) provide or publicize drug or alcohol treatment or rehabilitation services.

### **29.30 Preservative-Treated Wood Containing Arsenic**

Tenant may not purchase preservative-treated wood products containing arsenic in the performance of this Lease unless an exemption from the requirements of Environment Code Chapter 13 is obtained from the Department of Environment under Section 1304 of the Environment Code. The term "preservative-treated wood containing arsenic" shall mean wood treated with a preservative that contains arsenic, elemental arsenic, or an arsenic copper combination, including, but not limited to, chromated copper arsenate preservative, ammoniac copper zinc arsenate preservative, or ammoniacal copper arsenate preservative. Tenant may purchase preservative-treated wood products on the list of environmentally preferable alternatives prepared and adopted by the Department of Environment. This provision does not preclude Tenant from purchasing preservative-treated wood containing arsenic for saltwater immersion. The term "saltwater immersion" shall mean a pressure-treated wood that is used for construction purposes or facilities that are partially or totally immersed in saltwater.

### **29.31 Conflicts of Interest**

Through its execution of this Lease, Tenant acknowledges that it is familiar with the provisions of Section 15.103 of the San Francisco Charter, Article III, Chapter 2 of City's Campaign and Governmental Conduct Code, and Section 87100 et seq. and Section 1090 et seq. of the Government Code of the State of California, and certifies that it does not know of any facts which would constitute a violation of said provisions, and agrees that if Tenant becomes aware of any such fact during the term of this Lease, Tenant shall immediately notify the City.

### **29.32 Notification of Limitations on Contributions**

Through its execution of this Lease, Tenant acknowledges that it is familiar with Section 1.126 of the San Francisco Campaign and Governmental Conduct Code, which prohibits any person who contracts with the City for the selling or leasing of any land or building to or from the City whenever such transaction would require approval by a City elective officer or the board on which that City elective officer serves, from making any campaign contribution to (1) an individual holding a City elective office if the contract must be approved by the individual, a board on which that individual serves, or a state agency on which an appointee of that individual serves, (2) a candidate for the office held by such individual, or (3) a committee controlled by such individual, at any time from the commencement of negotiations for the contract until the later of either the termination of negotiations for such contract or six months after the date the contract is approved. Tenant acknowledges that the foregoing restriction applies only if the contract or a combination or series of contracts approved by the same individual or board in a fiscal year have a total anticipated or actual value of \$50,000 or more. Tenant further acknowledges that the prohibition on contributions applies to each prospective party to the contract; each member of Tenant's board of directors, chairperson, chief executive officer, chief financial officer and chief operating officer; any person with an ownership interest of more than 20 percent in Tenant; any subcontractor listed in the contract; and any committee that is sponsored or controlled by Tenant. Additionally, Tenant acknowledges that Tenant must

inform each of the persons described in the preceding sentence of the prohibitions contained in Section 1.126. Tenant further agrees to provide to City the names of each person, entity or committee described above.

### **29.33 Sunshine Ordinance**

In accordance with Section 67.24(e) of the San Francisco Administrative Code, contracts, contractors' bids, leases, agreements, responses to Requests for Proposals, and all other records of communications between City and persons or firms seeking contracts will be open to inspection immediately after a contract has been awarded. Nothing in this provision requires the disclosure of a private person's or organization's net worth or other proprietary financial data submitted for qualification for a contract, lease, agreement or other benefit until and unless that person or organization is awarded the contract, lease, agreement or benefit. Information provided which is covered by this Section will be made available to the public upon request.

### **29.34 Counterparts**

This Lease may be executed in two or more counterparts, each of which shall be deemed an original, but all of which taken together shall constitute one and the same instrument.

### **29.35 Effective Date**

This Lease shall become effective on the date upon which the parties hereto have duly executed this Lease.

### **29.36 Cooperative Drafting**

This Lease has been drafted through a cooperative effort of both parties, and both parties have had an opportunity to have the Lease reviewed and revised by legal counsel. No party shall be considered the drafter of this Lease, and no presumption or rule that an ambiguity shall be construed against the party drafting the clause shall apply to the interpretation or enforcement of this Lease.

[BALANCE OF PAGE LEFT INTENTIONALLY BLANK]

City and Tenant have executed this Lease as of the date first written above.

TENANT:

SPRINT SPECTRUM L.P., a Delaware limited partnership

By: Alba Li Barber  
Its: SF BAY MANAGER

CITY:

CITY AND COUNTY OF SAN FRANCISCO,  
a municipal corporation

By: \_\_\_\_\_  
John Updike  
Director of Property

APPROVED AS TO FORM:

DENNIS J. HERRERA  
City Attorney

By: \_\_\_\_\_  
Carol Wong, Deputy City Attorney

EXHIBIT A

PLANS

NETWORK VISION MMBTS LAUNCH  
**SAN FRANCISCO  
 GENERAL HOSPITAL**

SF54XC211-A  
**ROOFTOP**

887 POTRERO AVENUE  
 SAN FRANCISCO, CA 94110  
 SAN FRANCISCO COUNTY

LATITUDE: 37° 45' 19.0002" N (37.75527778)  
 LONGITUDE: 122° 24' 21.999" W (-122.40611110)  
**SF BAY MARKET**



**CALIFORNIA STATE CODE COMPLIANCE:**

ALL WORK AND MATERIALS SHALL BE PERFORMED AND INSTALLED IN ACCORDANCE WITH THE CURRENT EDITIONS OF THE FOLLOWING CODES AS ADOPTED BY THE LOCAL GOVERNING AUTHORITIES. NOTHING IN THESE PLANS IS TO BE CONSTRUCTED TO PERMIT WORK NOT CONFORMING TO THESE CODES.

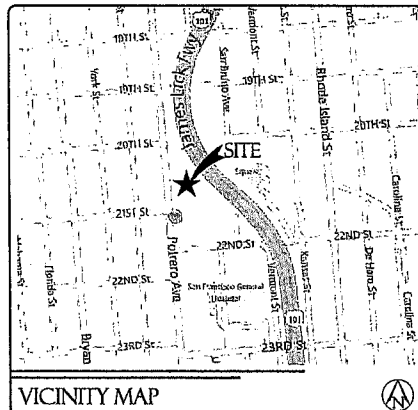
- CALIFORNIA ADMINISTRATIVE CODE (INCL TITLE 24 & 25)
- 2010 CALIFORNIA BUILDING CODE
- CITY/COUNTY ORDINANCES
- BUILDING OFFICIALS & CODE ADMINISTRATORS (BOCA)
- 2010 MECHANICAL CALIFORNIA CODE
- ANSI/EA-222-F LIFE SAFETY CODE NFPA-101
- 2010 CALIFORNIA PLUMBING CODE
- 2010 CALIFORNIA ELECTRICAL CODE
- 2010 LOCAL BUILDING CODE

**ACCESSIBILITY REQUIREMENTS:**

FACILITY IS UNMANNED AND NOT FOR HUMAN HABITATION. HANDICAPPED ACCESS REQUIREMENTS ARE NOT REQUIRED IN ACCORDANCE WITH THE 2010 CALIFORNIA BUILDING CODE.

**CODE BLOCK**

APPROVAL	SIGNATURE	DATE
PROJECT MANAGER		
CONSTRUCTION MANAGER		
RF ENGINEER		
SITE ACQUISITION		
PLANNING CONSULTANT		
PROPERTY OWNER		
SPRINT REPRESENTATIVE		
<b>SIGNATURE BLOCK</b>		



- DRIVING DIRECTIONS**
- FROM SAN FRANCISCO INTERNATIONAL AIRPORT
  - DEPART FROM SAN FRANCISCO INTERNATIONAL AIRPORT, CA
  - DEPART FROM SAN FRANCISCO INTERNATIONAL AIRPORT, CA/D
  - TAKE RAMP RIGHT FOR US-101 NORTH TOWARD SAN FRANCISCO
  - TAKE RAMP RIGHT TOWARD POTRERO AVENUE / CESAR CHAVEZ ST
  - KEEP STRAIGHT ONTO POTRERO AVE.
  - ARRIVE AT 887 POTRERO AVE, SAN FRANCISCO, CA 94110-2889

**SPRINT PROPOSES TO MODIFY AN EXISTING UNMANNED TELECOMMUNICATIONS FACILITY**

- (3) EXISTING PANEL ANTENNAS TO BE HOT-SWAPPED WITH (3) NEW PANEL ANTENNAS (1 ANTENNA PER SECTOR).
- (3) EXISTING EQUIPMENT CABINETS TO BE REMOVED AND (2) NEW EQUIPMENT CABINETS TO BE INSTALLED.
  - PHASE 1- (1) EQUIPMENT CABINET TO BE INSTALLED
  - PHASE 2- (3) EQUIPMENT CABINETS TO BE REMOVED AND (1) CABINET TO BE INSTALLED
- ANTENNA TRANSMISSION LINES FROM EQUIPMENT CABINETS TO ANTENNAS-PAINTED TO MATCH AS APPLICABLE PER PLANS.
- INSTALL FIBER AND NID EQUIPMENT.
- EXISTING 200AMP POWER SERVICE TO REMAIN.

**PROJECT DESCRIPTION**

**APPLICANT:**

SPRINT  
 8300 SPRINT PARKWAY  
 OVERLAND PARK, KS 66251  
 PH: (866) 400-6040

**PROPERTY INFORMATION:**

PROPERTY OWNER: CITY AND COUNTY OF SAN FRANCISCO  
 ADDRESS: 1001 POTRERO AVENUE  
 SAN FRANCISCO, CA 94110

CONTACT: ERIC KONDO  
 PH: (415) 206-8523

ZONING CLASSIFICATION: P (PUBLIC)

BUILDING CODE: 2010 CBC

CONSTRUCTION TYPE: IA, IB

OCCUPANCY: I, S-2

JURISDICTION: SAN FRANCISCO COUNTY

CURRENT USE: TELECOMMUNICATIONS FACILITY

PROPOSED USE: TELECOMMUNICATIONS FACILITY

HEIGHT & BULK: 105-E

PARCEL NUMBER(S):

1050-032

**PROJECT SUMMARY**

**SHEET DESCRIPTION**

- T-1 TITLE SHEET
- T-2 BATTERY SPECIFICATIONS & DATA CHART
- T-3 ANTENNA SPECIFICATIONS & SCHEDULE
- T-4 EMF REPORT
- T-5 EMF REPORT
- T-6 EMF REPORT
- T-7 FIRE DEPARTMENT CHECKLIST
- G-1 GENERAL NOTES & SYMBOLS
- A-1 SITE PLAN
- A-2 EXISTING EQUIPMENT/LEASE AREA PLAN & ANTENNA PLAN
- A-2A EQUIPMENT/LEASE AREA PLAN (DURING)
- A-3 PROPOSED EQUIPMENT/LEASE AREA PLAN & ANTENNA PLAN
- A-4 EXISTING & PROPOSED WEST ELEVATION
- A-5 EXISTING & PROPOSED NORTH ELEVATION
- A-6 EQUIPMENT DETAILS
- A-7 EQUIPMENT DETAILS
- A-8 CABLE COLOR CODING REQUIREMENTS
- F-1 FIBER PLAN
- F-2 FIBER ONE-LINE DIAGRAM
- F-3 FIBER INSTALLATION DETAILS
- E-1 ELECTRICAL SINGLE-LINE DIAGRAM & NOTES
- E-2 DC POWER DIAGRAM & POWER CONDUIT DETAILS
- E-3 POWER & TELCO DETAILS
- E-4 SCHEMATIC GROUNDING PLAN
- E-5 GROUNDING DETAILS

**SHEET INDEX**

**ARCHITECT:**

THOMAS HOLLAND  
 PACIFIC TELECOM SERVICES, LLC  
 115 SANSOME STREET, SUITE 1400B  
 SAN FRANCISCO, CA 94104  
 CONTACT: JAMILA SELBY  
 PH: (885) 714-5599

**ZONING MANAGER:**

MODUS, INC.  
 115 SANSOME STREET, SUITE 1400B  
 SAN FRANCISCO, CA 94104  
 CONTACT: COURTNEY LAI  
 PH: (826) 853-3892

**LEASING MANAGER:**

MODUS, INC.  
 115 SANSOME STREET, SUITE 1400B  
 SAN FRANCISCO, CA 94104  
 CONTACT: ERIC RYAN  
 PH: (510) 508-4855

**CONSTRUCTION MANAGER:**

OVERLAND CONTRACTING  
 2398 OAK ROAD, SUITE 490  
 WALNUT CREEK, CA 94597  
 CONTACT: ART SUNNINGBORAM  
 PH: (925) 852-8896

**POWER COMPANY:**

PACIFIC GAS AND ELECTRIC  
 PH: (800) 743-5000

**TELCO COMPANY:**

AT&T  
 PH: T.B.D.

**EQUIPMENT PROVIDER:**

SAMSUNG TELECOMMUNICATIONS AMERICA (STA)  
 1301 EAST LOOKOUT DRIVE  
 RICHARDSON, TX 75082  
 PH: (972) 781-7000

**PROJECT TEAM**

At all new services & grounding trenches, provide "WARNING" tape at 12" below grade.



**DIG ALERT**

"CALL BEFORE YOU DIG"

1-800-227-2600

UTILITY NOTIFICATION CENTER OF NORTHERN CALIFORNIA



115 SANSOME STREET, SUITE 1400B  
 SAN FRANCISCO, CA 94104



**PROJECT INFORMATION:**

NETWORK VISION MMBTS LAUNCH  
**SAN FRANCISCO  
 GENERAL HOSPITAL**  
 SF54XC211-A  
 887 POTRERO AVENUE  
 SAN FRANCISCO, CA 94110  
 SAN FRANCISCO COUNTY

REVISIONS			
REV.	DATE	DESCRIPTION	INITIALS
0	03/20/12	ISSUED FOR 90% CONSTRUCTION	CBK
1	04/17/12	REVISED FOR 90% CONSTRUCTION	AF
2	05/16/12	REVISED FOR 90% CONSTRUCTION	RLD
3	06/13/12	REVISED FOR 100% CONSTRUCTION	CBK
NOT FOR CONSTRUCTION UNLESS LABELED AS CONSTRUCTION SET			

**LICENSURE**

**SHEET TITLE**

TITLE SHEET

**SHEET NUMBER:**

T-1

**REVISION:**

3



115 BANSBOME STREET, SUITE 1400B  
SAN FRANCISCO, CA 94104



PROJECT INFORMATION:  
NETWORK VISION MMBTS LAUNCH  
**SAN FRANCISCO  
GENERAL HOSPITAL**  
SF54XC2U-A  
887 POTRERO AVENUE  
SAN FRANCISCO, CA 94110  
SAN FRANCISCO COUNTY

REV.	DATE	DESCRIPTION	INITIALS
0	03/20/12	ISSUED FOR 90% CONSTRUCTION	CRK
1	04/17/12	REVISED FOR 90% CONSTRUCTION	AF
2	05/16/12	REVISED FOR 90% CONSTRUCTION	RKD
3	05/13/12	REVISED FOR 100% CONSTRUCTION	CRK

NOT FOR CONSTRUCTION UNLESS  
LABELED AS CONSTRUCTION SET

LICENSEURE

LICENSEURE

SHEET TITLE

BATTERY SPECIFICATIONS & DATA CHART

SHEET NUMBER: REVISION:

T-2

3

BATTERY SPECIFICATIONS | 1

CFC CHAPTER 6 COMPLIANCE				
TOTAL ELECTROLYTE = 16 BATTERIES X 2.49 GAL/BATTERY = 39.84 GAL (SINCE <50 GAL OF ELECTROLYTE CFC CHAPTER 6, SECTION 608 NOT APPLICABLE)				
BATTERY INFORMATION		BATTERY ELECTROLYTE DATA-12V MONOBLOCKS		
BATTERY MODEL	TOTAL # OF BATTERY UNITS INSTALLED	TOTAL ELECTROLYTE VOLUME(GAL.)- PER UNIT	TOTAL ELECTROLYTE WEIGHT (LBS.)- PER UNIT	% SULFURIC ACID BY VOLUME = ACID VOLUME/UNIT ELECTROLYTE VOLUME PER UNIT
NARADA POWER SOURCE CO. MODEL # 12ND110 (485-571) 228-27013	16	2.49 GAL.	27.249 LBS.	58% = 1.45 GAL./2.49 GAL.
% SULFURIC ACID BY WEIGHT = TOTAL ACID WEIGHT TOTAL ELECTROLYTE WEIGHT	TOTAL SULPHURIC VOLUME (GAL.)	TOTAL UNITS X ELECTROLYTE VOLUME/UNITS	TOTAL SULPHURIC WEIGHT (LBS.)	TOTAL UNITS X ACID WEIGHT/UNIT
40.8% = 11.124 LBS. / 27.249 LBS.	23.2 GAL. = 16 UNITS X 1.45 GAL/UNIT	177.98 LBS. = 16 UNITS X 11.124 LBS.		

BATTERY DATA CHART | 2

stored energy solutions for a demanding world

Model # 12ND110

stored energy solutions for a demanding world

Model # 12ND110

Model # 12ND110

Capacity: 2.49 GAL.

Weight: 27.249 LBS.

Dimensions: 11.5" x 5.5" x 5.5"

Model # 12ND110

Capacity: 2.49 GAL.

Weight: 27.249 LBS.

Dimensions: 11.5" x 5.5" x 5.5"

**MATERIAL SAFETY DATA SHEET**

**SECTION 1: CONTROL MEASURES**

**SECTION 2: HAZARDOUS COMPONENTS**

COMPONENTS	SYMBOL	FLY	LDL	COG	CSG
Lead (Pb, PbO, PbSO4)	Abn 206	-	0.01	0.01	-
Sulfuric Acid (H2SO4)	Abn 205	1.00	0.10	0.10	-
Antimony (Sb)	Abn 204	-	0.01	0.01	-
As (As)	Abn 203	-	0.01	0.01	-

**SECTION 3: FLAMMABILITY DATA**

COMPONENTS	FLAMMABILITY	COMMENTS
Lead	None	
Sulfuric Acid	None	
Antimony	None	
As	None	

**SECTION 4: PROTECTION**

**SECTION 5: TRANSPORTATION REGULATIONS**

**SECTION 6: REACTIVITY DATA**

COMPONENT	REACTIVITY
Lead	None
Sulfuric Acid	None
Antimony	None
As	None

**SECTION 7: PHYSICAL AND CHEMICAL PROPERTIES**

PROPERTY	VALUE
Appearance	White, crystalline solid
Odor	None
Color	White
Form	Crystalline solid
Melting Point	1063°C (1945°F)
Boiling Point	338°C (640°F)
Density	1.84 g/cm³ (116 lb/ft³)
Flash Point	None
Autoignition Temperature	None
Decomposition Temperature	None
Stability	Stable under normal conditions
Reactivity with Water	None
Reactivity with Air	None
Reactivity with Common Materials	None
Reactivity with Oxidizing Agents	None
Reactivity with Reducing Agents	None
Reactivity with Acids	None
Reactivity with Bases	None
Reactivity with Organic Compounds	None
Reactivity with Inorganic Compounds	None
Reactivity with Metals	None
Reactivity with Nonmetals	None
Reactivity with Halogens	None
Reactivity with Noble Gases	None
Reactivity with Other Elements	None
Reactivity with Compounds	None
Reactivity with Mixtures	None
Reactivity with Solutions	None
Reactivity with Suspensions	None
Reactivity with Emulsions	None
Reactivity with Colloids	None
Reactivity with Polymers	None
Reactivity with Composites	None
Reactivity with Ceramics	None
Reactivity with Glasses	None
Reactivity with Plastics	None
Reactivity with Rubbers	None
Reactivity with Textiles	None
Reactivity with Paper	None
Reactivity with Wood	None
Reactivity with Stone	None
Reactivity with Brick	None
Reactivity with Concrete	None
Reactivity with Mortar	None
Reactivity with Grout	None
Reactivity with Adhesives	None
Reactivity with Sealants	None
Reactivity with Coatings	None
Reactivity with Finishes	None
Reactivity with Pigments	None
Reactivity with Fillers	None
Reactivity with Binders	None
Reactivity with Resins	None
Reactivity with Epoxies	None
Reactivity with Polyurethanes	None
Reactivity with Acrylics	None
Reactivity with Silicones	None
Reactivity with Polyesters	None
Reactivity with Polyamides	None
Reactivity with Polyimides	None
Reactivity with Polyethylenes	None
Reactivity with Polypropylenes	None
Reactivity with Polystyrenes	None
Reactivity with Polybutylenes	None
Reactivity with Polyoxymethylenes	None
Reactivity with Polyacetylenes	None
Reactivity with Polyvinyl Chlorides	None
Reactivity with Polyvinylidene Chlorides	None
Reactivity with Polyethylene Glycols	None
Reactivity with Polypropylene Glycols	None
Reactivity with Polybutylene Glycols	None
Reactivity with Polyethylene Oxides	None
Reactivity with Polypropylene Oxides	None
Reactivity with Polybutylene Oxides	None
Reactivity with Polyethylene Glycol Dimethacrylates	None
Reactivity with Polypropylene Glycol Dimethacrylates	None
Reactivity with Polybutylene Glycol Dimethacrylates	None
Reactivity with Polyethylene Glycol Methacrylates	None
Reactivity with Polypropylene Glycol Methacrylates	None
Reactivity with Polybutylene Glycol Methacrylates	None
Reactivity with Polyethylene Glycol Acrylates	None
Reactivity with Polypropylene Glycol Acrylates	None
Reactivity with Polybutylene Glycol Acrylates	None
Reactivity with Polyethylene Glycol Methacrylate Methacrylates	None
Reactivity with Polypropylene Glycol Methacrylate Methacrylates	None
Reactivity with Polybutylene Glycol Methacrylate Methacrylates	None
Reactivity with Polyethylene Glycol Methacrylate Acrylates	None
Reactivity with Polypropylene Glycol Methacrylate Acrylates	None
Reactivity with Polybutylene Glycol Methacrylate Acrylates	None
Reactivity with Polyethylene Glycol Methacrylate Methacrylate Acrylates	None
Reactivity with Polypropylene Glycol Methacrylate Methacrylate Acrylates	None
Reactivity with Polybutylene Glycol Methacrylate Methacrylate Acrylates	None
Reactivity with Polyethylene Glycol Methacrylate Methacrylate Methacrylates	None
Reactivity with Polypropylene Glycol Methacrylate Methacrylate Methacrylates	None
Reactivity with Polybutylene Glycol Methacrylate Methacrylate Methacrylates	None
Reactivity with Polyethylene Glycol Methacrylate Methacrylate Methacrylate Acrylates	None
Reactivity with Polypropylene Glycol Methacrylate Methacrylate Methacrylate Acrylates	None
Reactivity with Polybutylene Glycol Methacrylate Methacrylate Methacrylate Acrylates	None
Reactivity with Polyethylene Glycol Methacrylate Methacrylate Methacrylate Methacrylates	None
Reactivity with Polypropylene Glycol Methacrylate Methacrylate Methacrylate Methacrylates	None
Reactivity with Polybutylene Glycol Methacrylate Methacrylate Methacrylate Methacrylates	None
Reactivity with Polyethylene Glycol Methacrylate Methacrylate Methacrylate Methacrylate Acrylates	None
Reactivity with Polypropylene Glycol Methacrylate Methacrylate Methacrylate Methacrylate Acrylates	None
Reactivity with Polybutylene Glycol Methacrylate Methacrylate Methacrylate Methacrylate Acrylates	None
Reactivity with Polyethylene Glycol Methacrylate Methacrylate Methacrylate Methacrylate Methacrylates	None
Reactivity with Polypropylene Glycol Methacrylate Methacrylate Methacrylate Methacrylate Methacrylates	None
Reactivity with Polybutylene Glycol Methacrylate Methacrylate Methacrylate Methacrylate Methacrylates	None
Reactivity with Polyethylene Glycol Methacrylate Methacrylate Methacrylate Methacrylate Methacrylate Acrylates	None
Reactivity with Polypropylene Glycol Methacrylate Methacrylate Methacrylate Methacrylate Methacrylate Acrylates	None
Reactivity with Polybutylene Glycol Methacrylate Methacrylate Methacrylate Methacrylate Methacrylate Acrylates	None
Reactivity with Polyethylene Glycol Methacrylate Methacrylate Methacrylate Methacrylate Methacrylate Methacrylates	None
Reactivity with Polypropylene Glycol Methacrylate Methacrylate Methacrylate Methacrylate Methacrylate Methacrylates	None
Reactivity with Polybutylene Glycol Methacrylate Methacrylate Methacrylate Methacrylate Methacrylate Methacrylates	None
Reactivity with Polyethylene Glycol Methacrylate Methacrylate Methacrylate Methacrylate Methacrylate Methacrylate Acrylates	None
Reactivity with Polypropylene Glycol Methacrylate Methacrylate Methacrylate Methacrylate Methacrylate Methacrylate Acrylates	None
Reactivity with Polybutylene Glycol Methacrylate Methacrylate Methacrylate Methacrylate Methacrylate Methacrylate Acrylates	None
Reactivity with Polyethylene Glycol Methacrylate Methacrylate Methacrylate Methacrylate Methacrylate Methacrylate Methacrylates	None
Reactivity with Polypropylene Glycol Methacrylate Methacrylate Methacrylate Methacrylate Methacrylate Methacrylate Methacrylates	None
Reactivity with Polybutylene Glycol Methacrylate Methacrylate Methacrylate Methacrylate Methacrylate Methacrylate Methacrylates	None
Reactivity with Polyethylene Glycol Methacrylate Methacrylate Methacrylate Methacrylate Methacrylate Methacrylate Methacrylate Acrylates	None
Reactivity with Polypropylene Glycol Methacrylate Methacrylate Methacrylate Methacrylate Methacrylate Methacrylate Methacrylate Acrylates	None
Reactivity with Polybutylene Glycol Methacrylate Methacrylate Methacrylate Methacrylate Methacrylate Methacrylate Methacrylate Acrylates	None
Reactivity with Polyethylene Glycol Methacrylate Methacrylate Methacrylate Methacrylate Methacrylate Methacrylate Methacrylate Methacrylates	None
Reactivity with Polypropylene Glycol Methacrylate Methacrylate Methacrylate Methacrylate Methacrylate Methacrylate Methacrylate Methacrylates	None
Reactivity with Polybutylene Glycol Methacrylate Methacrylate Methacrylate Methacrylate Methacrylate Methacrylate Methacrylate Methacrylates	None
Reactivity with Polyethylene Glycol Methacrylate Methacrylate Methacrylate Methacrylate Methacrylate Methacrylate Methacrylate Methacrylate Acrylates	None
Reactivity with Polypropylene Glycol Methacrylate Methacrylate Methacrylate Methacrylate Methacrylate Methacrylate Methacrylate Methacrylate Acrylates	None
Reactivity with Polybutylene Glycol Methacrylate Methacrylate Methacrylate Methacrylate Methacrylate Methacrylate Methacrylate Methacrylate Acrylates	None
Reactivity with Polyethylene Glycol Methacrylate Methacrylate Methacrylate Methacrylate Methacrylate Methacrylate Methacrylate Methacrylate Methacrylates	None
Reactivity with Polypropylene Glycol Methacrylate Methacrylate Methacrylate Methacrylate Methacrylate Methacrylate Methacrylate Methacrylate Methacrylates	None
Reactivity with Polybutylene Glycol Methacrylate Methacrylate Methacrylate Methacrylate Methacrylate Methacrylate Methacrylate Methacrylate Methacrylates	None
Reactivity with Polyethylene Glycol Methacrylate Methacrylate Methacrylate Methacrylate Methacrylate Methacrylate Methacrylate Methacrylate Methacrylate Acrylates	None
Reactivity with Polypropylene Glycol Methacrylate Methacrylate Methacrylate Methacrylate Methacrylate Methacrylate Methacrylate Methacrylate Methacrylate Acrylates	None
Reactivity with Polybutylene Glycol Methacrylate Methacrylate Methacrylate Methacrylate Methacrylate Methacrylate Methacrylate Methacrylate Methacrylate Acrylates	None
Reactivity with Polyethylene Glycol Methacrylate Methacrylate Methacrylate Methacrylate Methacrylate Methacrylate Methacrylate Methacrylate Methacrylate Methacrylates	None
Reactivity with Polypropylene Glycol Methacrylate Methacrylate Methacrylate Methacrylate Methacrylate Methacrylate Methacrylate Methacrylate Methacrylate Methacrylates	None
Reactivity with Polybutylene Glycol Methacrylate Methacrylate Methacrylate Methacrylate Methacrylate Methacrylate Methacrylate Methacrylate Methacrylate Methacrylates	None
Reactivity with Polyethylene Glycol Methacrylate Methacrylate Methacrylate Methacrylate Methacrylate Methacrylate Methacrylate Methacrylate Methacrylate Methacrylate Acrylates	None
Reactivity with Polypropylene Glycol Methacrylate Methacrylate Methacrylate Methacrylate Methacrylate Methacrylate Methacrylate Methacrylate Methacrylate Methacrylate Acrylates	None
Reactivity with Polybutylene Glycol Methacrylate Methacrylate Methacrylate Methacrylate Methacrylate Methacrylate Methacrylate Methacrylate Methacrylate Methacrylate Acrylates	None
Reactivity with Polyethylene Glycol Methacrylate Methacrylate Methacrylate Methacrylate Methacrylate Methacrylate Methacrylate Methacrylate Methacrylate Methacrylate Methacrylates	None
Reactivity with Polypropylene Glycol Methacrylate Methacrylate Methacrylate Methacrylate Methacrylate Methacrylate Methacrylate Methacrylate Methacrylate Methacrylate Methacrylates	None
Reactivity with Polybutylene Glycol Methacrylate Methacrylate Methacrylate Methacrylate Methacrylate Methacrylate Methacrylate Methacrylate Methacrylate Methacrylate Methacrylates	None
Reactivity with Polyethylene Glycol Methacrylate Methacrylate Methacrylate Methacrylate Methacrylate Methacrylate Methacrylate Methacrylate Methacrylate Methacrylate Methacrylate Acrylates	None
Reactivity with Polypropylene Glycol Methacrylate Methacrylate Methacrylate Methacrylate Methacrylate Methacrylate Methacrylate Methacrylate Methacrylate Methacrylate Methacrylate Acrylates	None
Reactivity with Polybutylene Glycol Methacrylate Methacrylate Methacrylate Methacrylate Methacrylate Methacrylate Methacrylate Methacrylate Methacrylate Methacrylate Methacrylate Acrylates	None
Reactivity with Polyethylene Glycol Methacrylate Methacrylate Methacrylate Methacrylate Methacrylate Methacrylate Methacrylate Methacrylate Methacrylate Methacrylate Methacrylate Methacrylates	None
Reactivity with Polypropylene Glycol Methacrylate Methacrylate Methacrylate Methacrylate Methacrylate Methacrylate Methacrylate Methacrylate Methacrylate Methacrylate Methacrylate Methacrylates	None
Reactivity with Polybutylene Glycol Methacrylate Methacrylate Methacrylate Methacrylate Methacrylate Methacrylate Methacrylate Methacrylate Methacrylate Methacrylate Methacrylate Methacrylates	None
Reactivity with Polyethylene Glycol Methacrylate Methacrylate Methacrylate Methacrylate Methacrylate Methacrylate Methacrylate Methacrylate Methacrylate Methacrylate Methacrylate Methacrylate Acrylates	None
Reactivity with Polypropylene Glycol Methacrylate Methacrylate Methacrylate Methacrylate Methacrylate Methacrylate Methacrylate Methacrylate Methacrylate Methacrylate Methacrylate Methacrylate Acrylates	None
Reactivity with Polybutylene Glycol Methacrylate Methacrylate Methacrylate Methacrylate Methacrylate Methacrylate Methacrylate Methacrylate Methacrylate Methacrylate Methacrylate Methacrylate Acrylates	None
Reactivity with Polyethylene Glycol Methacrylate Methacrylate Methacrylate Methacrylate Methacrylate Methacrylate Methacrylate Methacrylate Methacrylate Methacrylate Methacrylate Methacrylate Methacrylates	None
Reactivity with Polypropylene Glycol Methacrylate Methacrylate Methacrylate Methacrylate Methacrylate Methacrylate Methacrylate Methacrylate Methacrylate Methacrylate Methacrylate Methacrylate Methacrylates	None
Reactivity with Polybutylene Glycol Methacrylate Methacrylate Methacrylate Methacrylate Methacrylate Methacrylate Methacrylate Methacrylate Methacrylate Methacrylate Methacrylate Methacrylate Methacrylates	None
Reactivity with Polyethylene Glycol Methacrylate Methacrylate Methacrylate Methacrylate Methacrylate Methacrylate Methacrylate Methacrylate Methacrylate Methacrylate Methacrylate Methacrylate Methacrylate Acrylates	None
Reactivity with Polypropylene Glycol Methacrylate Methacrylate Methacrylate Methacrylate Methacrylate Methacrylate Methacrylate Methacrylate Methacrylate Methacrylate Methacrylate Methacrylate Methacrylate Acrylates	None
Reactivity with Polybutylene Glycol Methacrylate Methacrylate Methacrylate Methacrylate Methacrylate Methacrylate Methacrylate Methacrylate Methacrylate Methacrylate Methacrylate Methacrylate Methacrylate Acrylates	None
Reactivity with Polyethylene Glycol Methacrylate Methacrylate Methacrylate Methacrylate Methacrylate Methacrylate Methacrylate Methacrylate Methacrylate Methacrylate Methacrylate Methacrylate Methacrylate Methacrylates	None
Reactivity with Polypropylene Glycol Methacrylate Methacrylate Methacrylate Methacrylate Methacrylate Methacrylate Methacrylate Methacrylate Methacrylate Methacrylate Methacrylate Methacrylate Methacrylate Methacrylates	None
Reactivity with Polybutylene Glycol Methacrylate Methacrylate Methacrylate Methacrylate Methacrylate Methacrylate Methacrylate Methacrylate Methacrylate Methacrylate Methacrylate Methacrylate Methacrylate Methacrylate Acrylates	None
Reactivity with Polyethylene Glycol Methacrylate Methacrylate Methacrylate Methacrylate Methacrylate Methacrylate Methacrylate Methacrylate Methacrylate Methacrylate Methacrylate Methacrylate Methacrylate Methacrylate Methacrylates	None
Reactivity with Polypropylene Glycol Methacrylate Methacrylate Methacrylate Methacrylate Methacrylate Methacrylate Methacrylate Methacrylate Methacrylate Methacrylate Methacrylate Methacrylate Methacrylate Methacrylate Methacrylate Acrylates	None
Reactivity with Polybutylene Glycol Methacrylate Methacrylate Methacrylate Methacrylate Methacrylate Methacrylate Methacrylate Methacrylate Methacrylate Methacrylate Methacrylate Methacrylate Methacrylate Methacrylate Methacrylate Acrylates	None

THE INFORMATION CONTAINED IN THIS SET OF CONSTRUCTION DOCUMENTS IS PROPRIETARY BY NATURE. ANY USE OR DISCLOSURE OTHER THAN THAT WHICH RELATES TO CARRIER SERVICES IS STRICTLY PROHIBITED.





115 BANSOME STREET, SUITE 1400B  
SAN FRANCISCO, CA 94104

**PT&S**  
PACIFIC TELECOM SERVICES, LLC  
115 BANSOME STREET, SUITE 1400B  
SAN FRANCISCO, CA 94104

PROJECT INFORMATION:

NETWORK VISION MMBTIS LAUNCH  
**SAN FRANCISCO  
GENERAL HOSPITAL**  
SF54XC2II-A  
887 POTRERO AVENUE  
SAN FRANCISCO, CA 94110  
SAN FRANCISCO COUNTY

ANTENNA SCHEDULE

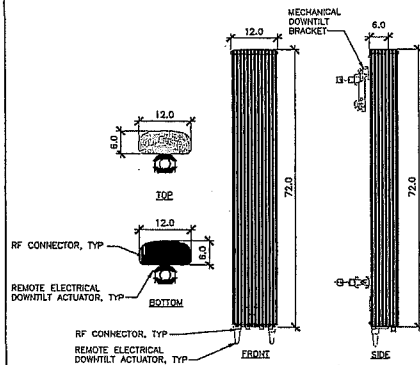
SECTOR	TECHNOLOGY	ANTENNA MODEL	RAD CENTER	AZIMUTH	RRU FREQ.	RRU MODEL	NUMBER OF RRU's	No. OF FILTERS	No. OF JUMPERS	JUMPER LENGTH (1/2" DIA)	RET CABLES LENGTH	EFFECTIVE TILT	No. OF HYBRID CABLES	HYBRID CABLE LENGTH (LINEAR FEET)	No. OF COAX CABLES	HYBRID CABLE DIA.	COAX LENGTH	
ALPHA SECTOR	A1	800/1900 MHz	P65-16-XLPP-RR	51°-0'	30'	800 MHz	RRH-C2	1	1	2	6'	15'	5	1	130'	N/A	1-1/4"	N/A
					1.9 GHz	RRH-P4	1	0	4	3'	6							
	A2	N/A	N/A	N/A	N/A	N/A	N/A	N/A	N/A	N/A	N/A	N/A	N/A	N/A	N/A	N/A	N/A	N/A
	A3	N/A	N/A	N/A	N/A	N/A	N/A	N/A	N/A	N/A	N/A	N/A	N/A	N/A	N/A	N/A	N/A	N/A
BETA SECTOR	B1	800/1900 MHz	P65-16-XLPP-RR	52°-0'	150'	800 MHz	RRH-C2	1	1	2	6'	15'	2	1	160'	N/A	1-1/4"	N/A
					1.9 GHz	RRH-P4	1	0	4	3'	6							
	B2	N/A	N/A	N/A	N/A	N/A	N/A	N/A	N/A	N/A	N/A	N/A	N/A	N/A	N/A	N/A	N/A	N/A
	B3	N/A	N/A	N/A	N/A	N/A	N/A	N/A	N/A	N/A	N/A	N/A	N/A	N/A	N/A	N/A	N/A	N/A
GAMA SECTOR	C1	800/1900 MHz	P65-16-XLPP-RR	44°-0'	270'	800 MHz	RRH-C2	1	1	2	6'	15'	0	1	130'	N/A	1-1/4"	N/A
					1.9 GHz	RRH-P4	1	0	4	3'	5							
	C2	N/A	N/A	N/A	N/A	N/A	N/A	N/A	N/A	N/A	N/A	N/A	N/A	N/A	N/A	N/A	N/A	N/A
	C3	N/A	N/A	N/A	N/A	N/A	N/A	N/A	N/A	N/A	N/A	N/A	N/A	N/A	N/A	N/A	N/A	N/A

NOTE: THE INFORMATION PROVIDED ABOVE MUST BE VERIFIED BY THE CONTRACTOR PRIOR TO ORDERING/ INSTALLING ANY EQUIPMENT.  
THE ANTENNA INFORMATION ABOVE IS PROVIDED BY 04/25/12 VERSION OF THE EBIT.

ANTENNA SCHEDULE 5

POWERWAVE P65-16-XLPP-RR

DIMENSIONS, HxWxD: 1829x305x132mm (72"x12"x6")  
WEIGHT, WITH PRE-MOUNTED BRACKETS: 64.0 lbs  
CONNECTOR: (6) 7/16 DIN FEMALE



REV.	DATE	DESCRIPTION	INITIALS
0	03/20/12	ISSUED FOR 80% CONSTRUCTION	CBK
1	04/17/12	REVISED FOR 90% CONSTRUCTION	AF
2	05/16/12	REVISED FOR 90% CONSTRUCTION	RLO
3	08/13/12	REVISED FOR 100% CONSTRUCTION	CBK

NOT FOR CONSTRUCTION UNLESS LABELED AS CONSTRUCTION SET

LICENSURE

SHEET TITLE: ANTENNA SPECIFICATIONS & SCHEDULE

SHEET NUMBER: T-3

REVISION: 3

NOT USED 4


ANTENNA SPECIFICATIONS 3

NOT USED 2

NOT USED 1

**Radio-Frequency – Electromagnetic Energy (RF-EME) Compliance Report**

Prepared for:  
Sprint Nextel  
6391 Sprint Parkway  
Huntington, KS 67301-22350  
Overland Park, KS 66231-2650



Site No. SF54XC211A  
San Francisco General Hospital  
887 Potrero Avenue  
San Francisco, California 94110  
San Francisco County  
37°52'27.6"-122°40'11" NAD83  
roof-top

EBI Project No. 62121020  
April 27, 2012



21 B Street • Burlington, PA 01803 • 1.800.786.2316

RF-EME Compliance Report Site No. SF54XC211A  
EBI Project No. 62121020 887 Potrero Avenue, San Francisco, California

**EXECUTIVE SUMMARY**

**Purpose of Report**

EnviroBusiness Inc. (the EBI Consulting) has been contracted by Sprint Nextel to conduct radio frequency electromagnetic (RF-EME) monitoring and modeling for Sprint the SF54XC211A located at 887 Potrero Avenue in San Francisco, California to determine RF-EME exposure levels from existing and proposed Sprint wireless communications equipment at this site. As described in greater detail in Section 1.1.0 of this report, the Federal Communications Commission (FCC) has developed Maximum Permissible Exposure (MPE) limits for general public exposures and occupational exposures. This report summarizes the results of RF-EME monitoring and modeling in relation to relevant FCC RF-EME compliance standards for limiting human exposure to RF-EME fields.

EBI has personally visited this site on June 29, 2011. This report contains a detailed summary of the RF-EME analysis for this site.

This document addresses the compliance of Sprint's proposed transmitting facilities.

21 B Street • Burlington, PA 01803 • 1.800.786.2316

RF-EME Compliance Report Site No. SF54XC211A  
EBI Project No. 62121020 887 Potrero Avenue, San Francisco, California

**1.0 LOCATION OF ALL EXISTING ANTENNAS AND FACILITIES AND EXISTING RF LEVELS**

This project involves the removal of three (3) existing antennas and the installation of three (3) proposed Sprint wireless telecommunication antennas on a rooftop located at 887 Potrero Avenue in San Francisco, California. There are three Sectors (A, B, and C) proposed to be installed at the site, with one (1) antenna that may be installed per sector.

EBI conducted a site visit on June 19, 2011 at the site of the site with no other carriers were collected with the Sprint antennas on the rooftop located at 887 Potrero Avenue in San Francisco, California. Measurements were taken at the rooftop and ground to record existing RF-EME levels resulting from the existing antennas located prior to the installation of Sprint's proposed antennas.

During the survey, no spatially averaged power density readings above 0.112 mW/cm<sup>2</sup>, which is 11.2% of the FCC's occupational MPE (6.0 mW/cm<sup>2</sup>) of the general public MPE, were encountered on any rooftop surface. In addition, no spatially averaged power density readings greater than 0.0112 mW/cm<sup>2</sup>, which is 0.5% of the FCC's occupational or general public MPE were encountered at ground level.

**1.1 LOCATION OF ALL APPROVED (BUT NOT INSTALLED) ANTENNAS AND FACILITIES AND EXPECTED RF LEVELS FROM THE APPROVED FACILITIES**

There are no antennas or facilities that are approved and not installed based on information provided to EBI and Sprint at the time of this report.

**1.2 NUMBER AND TYPES OF WTS WITHIN 100 FEET OF THE PROPOSED SITE AND ESTIMATES OF CUMULATIVE EMI/RF EMISSIONS AT THE PROPOSED SITE**

With the exception of the antennas mentioned in Section 1.1, there are no other Wireless Telecommunication Service (WTS) sites observed within 100 feet of the proposed site.

**1.3 LOCATION AND NUMBER OF THE SPRINT ANTENNAS AND BACKUP FACILITIES PER BUILDING AND NUMBER AND LOCATION OF OTHER TELECOMMUNICATION FACILITIES ON THE PROPERTY**

Sprint proposed the removal of three (3) existing antennas and installation of three (3) proposed Sprint wireless telecommunication antennas on a rooftop located at 887 Potrero Avenue in San Francisco, California. There are three Sectors (A, B, and C) proposed to be installed at the site, with one (1) antenna that may be installed per sector. In each sector, there is proposed to be one antenna transmitting in the 800 MHz and the 1900 MHz frequency ranges. The Sector A antennas will be oriented 30° from true north. The Sector B antennas will be oriented 150° from true north. The Sector C antennas will be oriented 270° from true north. The bottom of the Sector A antennas will be 1.5 feet above the rooftop. The bottom of the Sector B antennas will be 2.5 feet above the rooftop. The bottom of the Sector C antennas will be 4.1 feet above the ground level.

At the time of the site visit no other carriers were collected with the Sprint antennas on the rooftop located at 887 Potrero Avenue in San Francisco, California.

21 B Street • Burlington, PA 01803 • 1.800.786.2316



115 RANDOME STREET, SUITE 1400B  
SAN FRANCISCO, CA 94104



PROJECT INFORMATION:  
NETWORK VISION MMIBTS LAUNCH  
**SAN FRANCISCO GENERAL HOSPITAL**  
SF54XC211A  
887 POTRERO AVENUE  
SAN FRANCISCO, CA 94110  
SAN FRANCISCO COUNTY

REVISIONS				
REV.	DATE	DESCRIPTION	INITIALS	STATUS
0	03/20/12	ISSUED FOR 90% CONSTRUCTION		CSK
1	04/17/12	REVISED FOR 90% CONSTRUCTION	AF	AF
2	05/16/12	REVISED FOR 90% CONSTRUCTION		PLD
3	06/13/12	REVISED FOR 100% CONSTRUCTION		CSK

NOT FOR CONSTRUCTION UNLESS LABELED AS CONSTRUCTION SET

LICENSEURE

SHEET TITLE: **EMF REPORT**

SHEET NUMBER: **T-4** REVISION: **3**

RF-EME Compliance Report Site No. SF54XC211A  
EBI Project No. 62121020 887 Potrero Avenue, San Francisco, California

**5.0 POWER RATING FOR ALL EXISTING AND PROPOSED BACKUP EQUIPMENT SUBJECT TO THE APPLICATION**

The operating power for modeling purposes was assumed to be 20 Watts per transmitter for the 800 MHz antennas and shall be one (1) transmitter operating at this frequency. Additionally, for modeling purposes it was assumed to be 20 Watts per transmitter and zone (Z) transmitters operating at the 1900 MHz.

**5.1 TOTAL NUMBER OF WATTS PER INSTALLATION AND THE TOTAL NUMBER OF WATTS FOR ALL INSTALLATIONS ON THE BUILDING**

The effective radiated power (ERP) for the 800 MHz transmitters combined on site is 627 Watts. The ERP for the 1900 MHz transmitters combined on site is 6172 Watts.

**5.2 PREFERRED METHOD OF ATTACHMENT OF PROPOSED ANTENNA WITH PLOT OR ROOF PLAN INDICATING DIRECTIONALITY OF ANTENNAS, HEIGHT OF ANTENNAS ABOVE NEAREST WALKING SURFACE, DISCUS NEARBY DEHUMANIZED BUILDINGS**

Based on the information provided to EBI, the information indicates that the proposed Sector A antenna is to be mounted on the rooftop in a rafter and the Sector B and C antennas are to be hards mounted to the building, operating in the direction, frequency, and height mentioned in section 4.0 above. To the north of the site there is open area. To the east of the site there is open area and a highway. To the south of the site there are more medical buildings. To the west of the site there are more medical buildings approximately 80 feet away.

**5.3 ESTIMATED AMBIENT RADIO FREQUENCY FIELDS FOR THE PROPOSED SITE**

Based on worst-case predictive modeling, there are predicted areas on the accessible rooftop-level walking/working surface related to the proposed Sprint antennas that exceed the FCC's occupational or general public exposure limits at this site. At the nearest walking/working surface to the proposed Sprint antennas, the maximum power density is 6.48E-333 mW/cm<sup>2</sup>, which is 1.01E-6 percent of the FCC's general public limit (6.0E-2 percent of the FCC's occupational limit). Based on worst-case modeling there are areas which may exceed the FCC's occupational limit within 5 feet of the proposed Sector A antenna and within 4 feet of the proposed Sector B antenna at the main roof level. Additionally, based on worst case modeling there are areas which may exceed the FCC's general public limit within 14 feet of the proposed Sector A antenna and within 13 feet of the proposed Sector B antenna on the main roof level.

Based on worst-case predictive modeling, there are no areas at ground level related to the proposed Sprint antennas that exceed the FCC's occupational or general public exposure limits at this site. At ground level, the maximum power density generated by the Sprint antennas is 0.077333 mW/cm<sup>2</sup>, which is 0.20 percent of the FCC's general public limit (1.0E-2 percent of the FCC's occupational limit). The areas used in this modeling are shown in the rooftop-level report located in Appendix B.

**5.4 SIGNAGE AT THE FACILITY IDENTIFYING ALL WTS EQUIPMENT AND SAFETY PRECAUTIONS FOR PEOPLE NEARING THE EQUIPMENT AS MAY BE REQUIRED BY THE**

21 B Street • Burlington, PA 01803 • 1.800.786.2316

RF-EME Compliance Report Site No. SF54XC211A  
EBI Project No. 62121020 887 Potrero Avenue, San Francisco, California

**APPLICABLE FCC ADOPTED STANDARDS (DISCUSS SIGNAGE FOR THOSE WHO SPEAK LANGUAGES OTHER THAN ENGLISH)**

Signs are the primary means for control of access to areas where RF exposure levels may potentially exceed the MPE. Signs are already installed for the existing antenna. It is recommended that signs be installed for the new antennas, making people aware of the antennas locations. There are fields in front of the proposed antennas and therefore barriers are recommended as shown in Appendix C.

Additionally, there are areas where workers elevated above the ground or rooftop may be exposed to power densities greater than the general population and occupational limits. Workers and the general public should be informed of these presence and locations of antennas and their associated fields.

At the time of the site survey, it was found that there was a blue "Notice to Workers" sign located on the roof access door. There was also blue "Caution" signs posted at each antenna.

Additionally, access to this site is accomplished via a roof access door located on the main roof. Access to the facility is monitored and as such, the general public is not able to access the rooftop.

**14.0 STATEMENT ON WHO PRODUCED THIS REPORT AND QUALIFICATIONS**

Please see the certifications attached in Appendix A below.

**15.0 FEDERAL COMMUNICATIONS COMMISSION (FCC) REQUIREMENTS**

The FCC has established Maximum Permissible Exposure (MPE) limits for human exposure to radiofrequency electromagnetic (RF-EME) energy fields, based on exposure limits recommended by the National Council on Radiation Protection and Measurements (NCRP) and, over a wide range of frequencies, the exposure limits developed by the Institute of Electrical and Electronics Engineers, Inc. (IEEE) and adopted by the American National Standards Institute (ANSI) to replace the IEEE ANSI guidelines. Limits for children also have been based on recommendations of both ANSI/IEEE and NCRP.

The FCC guidelines incorporate two separate sets of exposure limits that are based upon occupational/uncontrolled exposure limits (for workers) and general public/uncontrolled exposure limits for members of the general public.

Occupational/uncontrolled exposure limits apply to situations in which persons are exposed as a consequence of their employment and in which their persons who are exposed have been made fully aware of the potential for exposure and can exercise control over their exposure. Occupational/uncontrolled exposure limits also apply where exposure is of a transient nature as a result of incidental passage through a location where exposure levels may be above general public/uncontrolled limits (see below), as long as the exposed person has been made fully aware of the potential for exposure and can exercise control over his or her exposure by leaving the area or by some other appropriate means.

General public/uncontrolled exposure limits apply to situations in which the general public may be exposed or in which persons who are exposed as a consequence of their employment may not be made fully aware of the potential for exposure or cannot exercise control over their exposure. Therefore, members of the general public would always be considered under this category when exposure is not employment-related, for example, in the case of a telecommunication tower that exposes persons in a nearby residential area.

21 B Street • Burlington, PA 01803 • 1.800.786.2316

RF-EME Compliance Report Site No. SF54XC211A  
EBI Project No. 62121020 887 Potrero Avenue, San Francisco, California

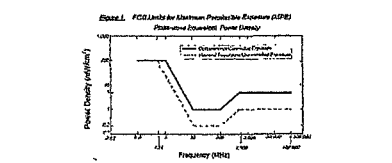
**Table 1: Limits for Maximum Permissible Exposure (MPE)**

Table 1 and Figure 1 (below), which are included within the FCC's OET Bulletin 65, summarize the MPE limits for RF exposure. These limits are defined to provide a substantial margin of safety. They vary by frequency so take into account the different types of exposures that may be in operation at a particular facility and are "time-averaged" limits to reflect different durations resulting from controlled and uncontrolled exposures.

The FCC's MPEs are measured in terms of power (mW) over a unit surface area (m<sup>2</sup>). Known as the power density, the FCC has established an occupational MPE of 5 milliwatts per square centimeter (mW/cm<sup>2</sup>) and an uncontrolled MPE of 1 mW/cm<sup>2</sup> for equipment operating in the 1900 MHz frequency range. For the Sprint equipment operating at 800 MHz, the FCC's occupational MPE is 2.66 mW/cm<sup>2</sup> and an uncontrolled MPE of 0.53 mW/cm<sup>2</sup>. These limits are summarized in the following table.

Table 1: Limits for Maximum Permissible Exposure (MPE)				
(A) Limits for Occupational/Controlled Exposures				
Frequency Range (MHz)	Electric Field Strength (E) (V/m)	Magnetic Field Strength (H) (A/m)	Power Density (S) (mW/cm <sup>2</sup> )	Averaging Time (T) (min), or 6 (seconds)
0.3-30	318	1.0	1000	6
30-300	1018	3.0	1000	6
300-3000	318	1.0	1000	6
3000-100000	-	-	1000	6
(B) Limits for General Public/Uncontrolled Exposures				
Frequency Range (MHz)	Electric Field Strength (E) (V/m)	Magnetic Field Strength (H) (A/m)	Power Density (S) (mW/cm <sup>2</sup> )	Averaging Time (T) (min), or 6 (seconds)
0.3-30	318	1.0	1000	6
30-300	1018	3.0	1000	6
300-3000	318	1.0	1000	6
3000-100000	-	-	1000	6

\* Frequency (F) in MHz  
\* Time-average equivalent power density



21 B Street • Burlington, PA 01803 • 1.800.786.2316

Based on the above, the most restrictive thresholds for exposures of wireless devices to RF energy for several personal wireless services are summarized below:

Personal Wireless Service	Approximate Frequency	Occupational MPE	Public MPE
Personal Communications (PCS)	1.9 GHz FDD	1.0 mW/cm <sup>2</sup>	1.0 mW/cm <sup>2</sup>
Other Licenses	800 MHz	3.0 mW/cm <sup>2</sup>	1.0 mW/cm <sup>2</sup>
Selected Public Area	800 MHz	3.0 mW/cm <sup>2</sup>	0.5 mW/cm <sup>2</sup>
Most Restrictive (Freq. Range)	20-200 MHz	1.0 mW/cm <sup>2</sup>	0.20 mW/cm <sup>2</sup>

MPE limits are designed to provide a substantial margin of safety. These limits apply for continuous exposure and are intended to provide a prudent margin of safety for all persons, regardless of age, gender, size or health.

Personal Communication (PCS) facilities used by Sprint in this area operate within a frequency range of 800-1900 MHz. Facilities typically consist of 1) electronic transmitters (the radio or antenna) connected to wired telephone lines, and 2) antennas that send the wireless signals created by the transmitters to be received by individual subscriber units (PCS telephones). Transmitters are typically connected to antennas by coaxial cables.

Because of the short wavelengths of PCS services, the antennas require line-of-sight paths for good performance, and are typically installed above ground level. Antennas are constructed to concentrate energy towards the horizon, with as little energy as possible scattered towards the ground or the sky. This design, combined with the low power of PCS facilities, generally results in no possibility for exposure to approach Maximum Permissible Exposure (MPE) levels, with the exception of areas directly in front of the antennas.

**Statement of Compliance**  
 A site is considered out of compliance with FCC regulations if there are areas that exceed the FCC exposure limits and there are no RF hazard mitigation measures in place. Any center which has an installation that contributes more than 3% of the applicable MPE must participate in mitigating these RF hazards.

**12.8 LIMITATIONS**  
 This report was prepared for the use of Sprint Nextel. It was performed in accordance with generally accepted practices of other consultants undertaking similar studies at the same time and in the same locale under the same circumstances. The conclusions provided by EBI are based solely on the information collected during the site survey and provided by the client. The observations in this report are valid on the date of the investigation. Any additional information that becomes available concerning the site should be provided to EBI so that our conclusions may be revised and modified, if necessary. This report has been prepared in accordance with Standard Conditions for Engagement and substituted proposed work of which are integral parts of this report. No other warranty, expressed or implied, is made.

**13.8 SUMMARY AND CONCLUSIONS**  
 EBI has prepared this Radiofrequency Emissions Compliance Report for the proposed Sprint telecommunications equipment at the site located at 887 Potrero Avenue in San Francisco, California.

EBI  
 21 B Street • Burlington, MA 01803 • 1.800.788.2346

EBI has conducted theoretical modeling and on site monitoring to estimate the worst-case power density from Sprint antennas at document potential MPE limits at this location and ensure that site control measures are adequate to meet FCC and OSHA requirements. As presented in the preceding section, based on worst-case predictive modeling, the worst-case ambient power density may exceed the FCC's general public limit within approximately 14 feet of Sprint proposed antennas at the main roof level. Modeling also indicates that the worst-case ambient power density may exceed the FCC's occupational limit within approximately 5 feet of Sprint proposed antennas at the main roof level.

Additionally, based on the FCC criteria, there are no measured areas on any accessible rooftop and ground-level walking surfaces related to the existing site conditions that exceed the FCC's occupational and general public exposure limits at this site.

Signage has been installed at the site as presented in Section 9.8. Posting of the signage and installation of the recommended barriers brings the site into compliance with FCC rules and regulations.

EBI  
 21 B Street • Burlington, MA 01803 • 1.800.788.2346

Appendix A  
 Certifications

EBI  
 21 B Street • Burlington, MA 01803 • 1.800.788.2346

Entered and Approved by:



*Robert J. Schaefer*  
 Robert J. Schaefer, PE  
 License Engineer

Note that EBI's scope of work includes an evaluation of the Radio Frequency - Electromagnetic Energy (RF-EMF) field generated by the antennas and equipment equipment listed in this report. The sensitivity and extent of the building and related structures, as well as the layout of the antennas and associated equipment on the structural integrity of the building, are specifically excluded from EBI's scope of work.

EBI Consulting

Field Personnel Certification

- I, David Oliver, state that:
- I am an employee of EnviroBusiness Inc. (d/b/a EBI Consulting), which provides RF-EMF safety and compliance services to the wireless communications industry.
  - I have successfully completed RF-EMF safety training, and I am aware of the potential hazards from RF-EMF and would be classified "occupational" under the FCC regulations.
  - I am familiar with the FCC rules and regulations as well as OSHA regulations both in general and as they apply to RF-EMF exposure.
  - I have been trained in the proper use of the RF-EMF measurement equipment and have successfully completed EMF training in the policies and procedures for this survey protocol.
  - All information collected during the site survey and contained in this report is true and accurate to the best of my knowledge and based on the data gathered.

*David Oliver*

EBI  
 21 B Street • Burlington, MA 01803 • 1.800.788.2346

Preparer Certification

- I, Timothy Coors, state that:
- I am an employee of EnviroBusiness Inc. (d/b/a EBI Consulting), which provides RF-EMF safety and compliance services to the wireless communications industry.
  - I have successfully completed RF-EMF safety training, and I am aware of the potential hazards from RF-EMF and would be classified "occupational" under the FCC regulations.
  - I am familiar with the FCC rules and regulations as well as OSHA regulations both in general and as they apply to RF-EMF exposure.
  - I have reviewed the data collected during the site survey and provided by the client and incorporated it into this Compliance Report, such that the information contained in this report is true and accurate to the best of my knowledge.

*Timothy Coors*

EBI  
 21 B Street • Burlington, MA 01803 • 1.800.788.2346



115 BANSOME STREET, SUITE 1400B  
 SAN FRANCISCO, CA 94104



PROJECT INFORMATION:

NETWORK VISION MMBITS LAUNCH  
**SAN FRANCISCO  
 GENERAL HOSPITAL**  
 SF54XC211-A  
 887 POTRERO AVENUE  
 SAN FRANCISCO, CA 94110  
 SAN FRANCISCO COUNTY

REV.	DATE	DESCRIPTION	INITIALS
0	03/20/12	ISSUED FOR 90% CONSTRUCTION	CBK
1	04/17/12	REVISED FOR 90% CONSTRUCTION	AF
2	05/16/12	REVISED FOR 90% CONSTRUCTION	RLD
3	05/13/12	REVISED FOR 100% CONSTRUCTION	CBK

NOT FOR CONSTRUCTION UNLESS  
 LABELED AS CONSTRUCTION SET

LICENSURE:

SHEET TITLE  
 EMF REPORT

SHEET NUMBER: T-5  
 REVISION: 3



**2.06 Submittal Requirements for Cellular Antenna Sites**

2.06 Submittal Requirements for Cellular Antenna Sites

REFERENCE: 2010 SFBC, 2010 SFFC, 2010 SFMC and FCC OET Bulletin 65 (97-01)

PROVIDED, SEE SHT. T-1

1. Provide a description of work on the plans.

PROVIDED, SEE SHT. A-1 TO A-5

2. Plans shall include plan views and elevations showing all equipment locations and cable runs.

PROVIDED, SEE SHT. T-3 & A-6

3. Plans shall include antenna cut-sheets and equipment list on a drawing sheet.

PROVIDED, SEE SHT. T-4, T5 & T-6

4. Include a copy of the signed and stamped RF report on a drawing sheet as a reference to identify the exclusion area required to prevent occupational exposures in excess of the FCC guidelines (47CFR1.1310 and FCC OET Bulletin 65 edition 97-01).

PROVIDED, SEE SHT. T-4, T5 & T-6

5. The RF report shall indicate whether or not the site under review is part of a multiple transmitter site and shall show compliance with FCC 47CFR1.1307(b)(3), as amended - all transmitters shall not exceed 5% of the power density exposure limit.

PROVIDED, SEE SHT. A-1

6. Drawings shall reflect the striped/exclusion areas for workers per the above RF Report with a minimum radius of 1 foot.

NOT APPLICABLE

7. Plans shall include a quantitative three-dimensional image of the RF levels from each antenna located near an egress point (e.g. penthouse stair, fire escape, roof walking paths; skylights, etc.).

PROVIDED, SEE SHT. T-4, T5, T-6 & A-6

8. "Notice to Workers" warning signage, as applicable per the above RF Report, shall be permanently mounted at the stairwell side of the roof-access door (ANSI C85.2-1982 (Reference [3]) - yellow or more durable color for outdoor longevity)

NOT APPLICABLE-NO CAMOUFLAGED ANTENNAS

9. Camouflaged antennas shall have 4inch x 4inch signage permanently mounted to the exterior of the RF screen as provided below. The sign shall be weatherproof with contrasting background color and shall contain the yellow triangle around the antenna symbol (ANSI C85.2-1982 (Reference [3]) - yellow or more durable color for outdoor longevity). Signage location(s) and detail of the sign shall be included on the plans.

NOT APPLICABLE

10. Cables/wiring shall not be allowed in exit enclosures, smoke-proof towers, elevator shafts, or in front of dry standpipes. 2010 CFG 1022.4 and 509.2

NOT APPLICABLE

11. Antennas shall not be mounted closer than the exclusion zone plus 4 feet for installations near fire escapes, stair penthouse doors, exterior standpipe outlets, skylights, or other fire department operations consideration.

PROVIDED, SEE SHT. T-4, T5, T-6 & A-6

12. There is no guarantee that the fire department will not shut down the power to the site in an emergency situation although in order to reduce the site operator's possible loss of service the following information may be provided at the equipment room entrance:

- Provide emergency shutdown procedure signage. The sign shall include the following:
  1. Emergency 24 hour/7 day a week NOC / field technician telephone number for RF shut-down
  2. Cell site identification number
  3. Map to location of electrical main - electrical main shall be clearly identified with a permanent red label and white lettering.
  4. Map to location of battery cabinets and breakers - cabinets and breakers shall be clearly identified with a permanent red label and white lettering.
  5. Any other relevant information or procedures as required for the individual cellular site.
- The sign shall be clearly labeled in a phenolic label with a white background and black lettering. The title block shall be a red background and 1" high white lettering. Multiple signs may need to be installed based upon the cellular site configuration.
- A copy of the signage shall be included on a drawing sheet. See attached sample.

**FIRE DEPARTMENT CHECKLIST**

1

THE INFORMATION CONTAINED IN THIS SET OF CONSTRUCTION DOCUMENTS IS PROPRIETARY BY NATURE. ANY USE OR DISCLOSURE OTHER THAN THAT WHICH RELATES TO CARRIER SERVICES IS STRICTLY PROHIBITED.



116 BANSOME STREET, SUITE 1400B  
SAN FRANCISCO, CA 94104



PACIFIC TELECOM SERVICES, LLC  
118 BANSOME STREET, SUITE 1400B  
SAN FRANCISCO, CA 94104

PROJECT INFORMATION:

NETWORK VISION MMBTS LAUNCH  
**SAN FRANCISCO**  
**GENERAL HOSPITAL**  
SF54XC211-A  
887 POTRERO AVENUE  
SAN FRANCISCO, CA 94110  
SAN FRANCISCO COUNTY

REVISIONS

REV.	DATE	DESCRIPTION	INITIALS
0	03/20/12	ISSUED FOR 90% CONSTRUCTION	CBK
1	04/17/12	REVISED FOR 90% CONSTRUCTION	AF
2	05/16/12	REVISED FOR 90% CONSTRUCTION	RJD
3	06/13/12	REVISED FOR 100% CONSTRUCTION	CBK

NOT FOR CONSTRUCTION UNLESS LABELED AS CONSTRUCTION SET

LICENSURE

Blank area for licensure information.

SHEET TITLE

FIRE DEPARTMENT CHECKLIST

SHEET NUMBER:

T-7

REVISION:

3

**GENERAL NOTES:**

- THE CONTRACTOR SHALL NOTIFY NETWORK CARRIER OF ANY ERRORS, OMISSIONS, OR INCONSISTENCIES AS THEY MAY BE DISCOVERED IN PLANS, DOCUMENTS, NOTES, OR SPECIFICATIONS, PRIOR TO STARTING CONSTRUCTION. REVISIONS, BUT NOT LIMITED BY, DEVOLUTION, THE CONTRACTOR SHALL BE RESPONSIBLE FOR CORRECTING ANY ERROR, OMISSION, OR INCONSISTENCY AFTER THE START OF CONSTRUCTION WHICH HAS NOT BEEN BROUGHT TO THE ATTENTION OF NETWORK CARRIER CONSTRUCTION PROJECT MANAGER AND SHALL INCUR ANY EXPENSES TO RECTIFY THE SITUATION. APPROVAL OF CORRECTING ANY ERROR SHALL FIRST BE APPROVED BY NETWORK CARRIER CONSTRUCTION PROJECT MANAGER.
- PRIOR TO THE SUBMISSION OF BIDS, CONTRACTORS INVOLVED SHALL VISIT THE JOB SITE TO FAMILIARIZE THEMSELVES WITH ALL CONDITIONS AFFECTING THE PROPOSED PROJECT. CONTRACTORS PRIOR TO THE COMMENCEMENT OF CONSTRUCTION AND THE CONTRACTOR HAVING BEEN AWARDED THIS PROJECT SHALL VISIT THE CONSTRUCTION SITE WITH THE CONSTRUCTION/CONTRACT DOCUMENTS TO VERIFY FIELD CONDITIONS AND CONFIRM THAT THE PROJECT WILL BE ACCOMPLISHED AS SHOWN. PRIOR TO PROCEEDING WITH CONSTRUCTION, ANY ERRORS, OMISSIONS, OR DISCREPANCIES SHALL BE BROUGHT TO THE ATTENTION OF THE ARCHITECT/ENGINEER YETEARLY AND BY WRITING.
- THE ARCHITECTS/ENGINEERS HAVE MADE EVERY EFFORT TO SET FORTH IN THE CONSTRUCTION AND CONTRACT DOCUMENTS THE COMPLETE SCOPE OF WORK. CONTRACTORS BIDDING THE JOB ARE NEVERTHELESS CAUTIONED THAT MINOR OMISSIONS OR ERRORS IN THE DRAWINGS OR IN SPECIFICATIONS SHALL NOT EXCUSE SAID CONTRACTOR FROM COMPLETING THE PROJECT AND IMPROVEMENTS IN ACCORDANCE WITH THE NETWORK CARRIER PROJECT SCOPE AND THE INTENT OF THESE DOCUMENTS. THE BIDDER SHALL BEAR THE RESPONSIBILITY OF NOTIFYING (IN WRITING) THE ARCHITECT/ENGINEER OF ANY CONFLICTS, ERRORS, OR OMISSIONS PRIOR TO SUBMISSION OF CONTRACTOR'S PROPOSAL. IN THE EVENT OF DISCREPANCIES THE CONTRACTOR SHALL PRICE THE MORE COSTLY OR EXTENSIVE WORK UNDER THE LOWEST BIDDER.
- 11X17 COPIES OF DRAWINGS ARE NOT TO BE SCALED DUE TO DISTORTIONS RESULTING FROM MULTIPLE REPROGRAPHIC COPIES. WRITTEN DIMENSIONS TAKE PRECEDENCE OVER SCALES SHOWN ON PLANS.
- OWNER, CONTRACTOR, AND NETWORK CARRIER REPRESENTATIVE SHALL REVIEW AND CONFIRM THE PROJECT SCOPE, DESIGN INTENT AND UTILITY COORDINATION ITEMS ARE INCLUDED IN THE DRAWINGS AND SPECIFICATIONS PRIOR TO THE START OF CONSTRUCTION.
- THE GENERAL CONTRACTOR SHALL RECEIVE WRITTEN AUTHORIZATION FROM NETWORK CARRIER REPRESENTATIVE TO PROCEED WITH CONSTRUCTION PRIOR TO STARTING WORK ON ANY ITEM NOT CLEARLY DEFINED BY THE CONSTRUCTION DRAWINGS/CONTRACT DOCUMENTS.
- THE CONTRACTOR SHALL PERFORM WORK DURING OWNER'S PREFERRED HOURS TO AVOID DISTURBING NORMAL BUSINESS OR TENANTS.
- THE CONTRACTOR SHALL PROVIDE NETWORK CARRIER PROPER INSURANCE CERTIFICATES NAMED NETWORK CARRIER AS ADDITIONAL INSURED, AND PROVIDE NETWORK CARRIER PROOF OF LICENSE(S) INCLUDING PE & PD INSURANCE.
- THE CONTRACTOR SHALL SUPERVISE AND DIRECT THE PROJECT DESCRIBED IN THE CONTRACT DOCUMENTS. THE CONTRACTOR SHALL BE SOLELY RESPONSIBLE FOR ALL CONSTRUCTION MEANS, METHODS, TECHNIQUES, SEQUENCES, AND PROCEDURES FOR COORDINATING ALL PORTIONS OF THE WORK UNDER THE CONTRACT.
- THE CONTRACTOR SHALL INSTALL ALL EQUIPMENT AND MATERIALS ACCORDING TO MANUFACTURER'S/VENDOR'S SPECIFICATIONS UNLESS NOTED OTHERWISE OR WHERE LOCAL CODES OR ORDINANCES TAKE PRECEDENCE.
- ALL WORK PERFORMED ON THE PROJECT ALONG WITH ALL MATERIALS INSTALLED SHALL COMPLY WITH STRICT ACCORDANCE WITH ALL APPLICABLE CODES, REGULATIONS, AND ORDINANCES. CONTRACTOR SHALL ISSUE NOTICE TO ALL SUB-CONTRACTORS THAT THEY SHALL COMPLY WITH ALL LAWS, ORDINANCES, RULES, REGULATIONS AND LAWFUL ORDERS OF ANY PUBLIC AUTHORITY, MUNICIPALITY, UTILITY COMPANY AND LOCAL/STATE JURISDICTIONAL CODES BEARING ON THE PERFORMANCE OF THE WORK.
- A COPY OF THE GOVERNING AGENCY ISSUED AND APPROVED PLANS SHALL BE KEPT IN A PLACE SPECIFIED BY THE GOVERNING AGENCY, AND BY LAW, SHALL BE AVAILABLE AT THE JOB SITE FOR INSPECTION AT ALL TIMES. THE ORIGINAL PERMIT SET PLANS ARE NOT TO BE USED BY THE WORKMEN. ALL CONSTRUCTION SETS SHALL REFLECT THE SAME INFORMATION AS GOVERNING AGENCY APPROVED PLANS. THE CONTRACTOR SHALL ALSO MAINTAIN ONE SET OF PLANS, IN GOOD CONDITION, COMPLETE WITH ALL REVISIONS, ADDENDA, AND CHANGE ORDERS ON THE PREMISES AT ALL TIMES UNDER THE DIRECT CARE OF THE SUPERINTENDENT. THE CONTRACTOR SHALL SUPPLY THE NETWORK CARRIER CONSTRUCTION PROJECT MANAGER WITH A COPY OF ALL REVISIONS, ADDENDA AND/OR CHANGE ORDERS AT THE CONCLUSION OF THE WORK AS A PART OF THE AS-BUILT DRAWING RECORDS.
- THE STRUCTURAL COMPONENTS OF ADJACENT CONSTRUCTION OR FACILITIES ARE NOT TO BE ALTERED BY THIS CONSTRUCTION PROJECT UNLESS NOTED OTHERWISE.
- THE CONTRACTOR SHALL STUDY THE STRUCTURAL, ELECTRICAL, MECHANICAL, AND PLUMBING PLANS AND CROSS CHECK THEIR DETAILS, NOTES, DIMENSIONS, AND ALL REQUIREMENTS PRIOR TO THE START OF ANY WORK.
- THE CONTRACTOR SHALL BE RESPONSIBLE FOR THE COMPLETE SECURITY OF THE JOB SITE WHILE WORK IS IN PROGRESS UNTIL THE JOB IS COMPLETE.
- THE CONTRACTOR HAS THE RESPONSIBILITY OF LOCATING ALL EXISTING UTILITIES SHOWN OR NOT SHOWN ON THE PLANS, ALONG WITH PROTECTING THEM FROM DAMAGE. THE CONTRACTOR AND SUBCONTRACTOR SHALL BEAR THE EXPENSES OF REPAIR AND/OR REPLACEMENT OF UTILITIES OR OTHER PROPERTY DAMAGE RESULTING FROM OPERATIONS IN CONJUNCTION WITH THE EXECUTION OF THE WORK.
- ALL EXISTING CONSTRUCTION, EQUIPMENT, AND FINISHES NOTED TO BE REMOVED SHALL BECOME THE PROPERTY OF THE CONTRACTOR AND WILL BE REMOVED FROM THE SITE WITH THE FOLLOWING EXCEPTIONS:
  - PROPERTY NOTED TO BE RETURNED TO THE OWNER.
  - PROPERTY NOTED TO BE REMOVED BY THE OWNER.
- THE GOVERNING AGENCIES, CODE AUTHORITIES, AND BUILDING INSPECTORS SHALL PROVIDE MINIMUM STANDARDS FOR CONSTRUCTION TECHNIQUES, MATERIALS, AND FINISHES USED THROUGHOUT THE PROJECT. TRADE STANDARDS AND/OR PUBLISHED MANUFACTURER'S SPECIFICATIONS MEETING OR EXCEEDING DESIGN REQUIREMENTS SHALL BE USED FOR INSTALLATION.
- WHEN ROOF TOP OR TOP FLOOR DECK TEMPORARY STAGING OF IS REQUIRED, MATERIALS SHALL BE EVENLY DISTRIBUTED OVER ROUGH FRAMED FLOORS OR ROOFS SO AS NOT TO EXCEED THE DESIGNED LIVE LOADS FOR THE STRUCTURE. TEMPORARY STAGING AND/OR STAGING IS TO BE PROVIDED WHERE THE STRUCTURE DOESN'T HAVE THE DESIGN STRENGTH FOR ADDITIONAL LOADING.
- ALL PENETRATIONS WITH FIRE-RATED AREAS WITH U.L. LISTED OR FIRE RESISTANT APPROVAL (IF APPLICABLE TO THE SUBJECT FACILITY AND OR PROJECT SITE).
- BUILDING INSPECTORS AND/OR OTHER BUILDING OFFICIALS ARE TO BE NOTIFIED PRIOR TO ANY GROUND DISTURBANCE, CONSTRUCTION, AND ANY OTHER PROJECT EFFORT AS MANAGED BY THE GOVERNING AGENCY.
- CONTRACTOR TO PROVIDE A PORTABLE FIRE EXTINGUISHER WITH A RATING OF NOT LESS THAN 2-A OR 2-A10BC WITHIN 75 FEET TRAVEL DISTANCE TO ALL PORTIONS OF PROJECT AREA DURING CONSTRUCTION.
- CONTRACTOR SHALL MAKE NECESSARY PROVISIONS TO PROTECT EXISTING IMPROVEMENTS, EASEMENTS, PAVING, CURBING, DURING CONSTRUCTION. UPON COMPLETION OF WORK, CONTRACTOR SHALL REPAIR ANY DAMAGE THAT MAY HAVE OCCURRED DUE TO CONSTRUCTION ON OR ADJACENT TO THE PROPERTY.
- CONTRACTOR SHALL KEEP GENERAL WORK AREA CLEAN AND HAZARD FREE DURING CONSTRUCTION DISPOSING OF ALL WASTE, DEBRIS, AND RUBBISH. CONTRACTOR SHALL REMOVE EQUIPMENT NOT SPECIFIED AS REMAINING ON THE PROPERTY OR PREMISES. SITE SHALL BE LEFT IN CLEAN CONDITION AND FREE FROM SPILL, DEBRIS, DUST, OR SOODIES OF ANY NATURE.
- NEW CONSTRUCTION INSTALLED ADJACENT EXISTING BUILDINGS OR CONSTRUCTION SHALL ARCHITECTURALLY MATCH THE EXISTING IN TERMS OF COLOR, TEXTURE, FINISH MATERIALS, ETC., EXCEPT AS NOTED IN THE PLANS AND SPECIFICATIONS.
- THE CONTRACTOR SHALL PROVIDE ALL NECESSARY BACKING, BLOCKING, AND/OR OTHER ANCHORAGE DEVICES REQUIRED FOR THE INSTALLATION OF FIXTURES, MECHANICAL EQUIPMENT, PLUMBING, HARDWARE, AND FINISH ITEMS TO INSURE A PROPER AND CODE COMPLIANT INSTALLATION.
- THE CONTRACTOR IS RESPONSIBLE FOR PROVIDING INSTALLATIONS THAT ARE CONSTRUCTED LEVEL, BUILT, EVENLY ALIGNED, PLUMB AND TRUE BASED ON THE CONSTRUCTION DRAWINGS. THE CONTRACTOR SHALL COMPARE EXISTING CONDITIONS WITH THE PROPOSED DESIGN PRIOR TO CONSTRUCTION AND REPORT ANY DISCREPANCIES OR INCONSISTENCIES TO THE NETWORK CARRIER'S REPRESENTATIVE AND FURTHER TO THE A&E SUCH THAT THE NEW INSTALLATION WILL ALIGN AS LEVEL, BUILT, EVENLY ALIGNED, PLUMB AND TRUE. NETWORK CARRIER SHALL BE NOTIFIED OF ANY ERRORS, OMISSIONS, OR INCONSISTENCIES PRIOR TO ANY CONSTRUCTION.
- THE CONTRACTOR IS TO PROVIDE PROTECTION FOR ADJACENT PROPERTIES FROM PHYSICAL HARM, NOISE, DUST, VIB, AND FIRE AS REQUIRED BY THE GOVERNING AGENCIES.
- WHERE SPECIFIED, MATERIALS TESTING SHALL BE TO THE LATEST STANDARDS AND/OR REVISIONS AVAILABLE AS REQUIRED BY THE GOVERNING AGENCY RESPONSIBLE FOR RECORDING THE RESULTS.
- THE CONTRACTOR IS RESPONSIBLE FOR THE STORAGE OF ALL MATERIALS AND SHALL NOT STORE OR STAGE MATERIALS ON PUBLIC PROPERTY WITHOUT A PERMIT TO DO SO FROM THE GOVERNING AGENCIES FOR THIS PURPOSE.
- GENERAL NOTES AND STANDARD DETAILS ARE THE MINIMUM REQUIREMENTS TO BE USED IN ALL CONDITIONS UNLESS ILLUSTRATED AND NOTED OTHERWISE.
- TRADES INVOLVED IN THE PROJECT SHALL BE RESPONSIBLE FOR THEIR OWN CUTTING, FITTING, PATCHING, ETC., SO AS TO BE PREPARED PROPERLY BY THE WORK OF OTHER TRADES.
- ALL DEBRIS AND REFUSE SHALL BE REMOVED FROM THE PROJECT PREMISES AND LEFT IN A CLEAN SWEEP CONDITION AT ALL TIMES BY EACH TRADE AS THEY PERFORM THEIR OWN PORTION OF THE WORK.
- NETWORK CARRIER DOES NOT GUARANTEE ANY PRODUCTS, FIXTURES, AND/OR ANY EQUIPMENT NAMED BY A TRADE OR MANUFACTURER, GUARANTEE OR WARRANTY THAT MAY BE IN EFFECT IS COMPANY'S AND/OR MANUFACTURER PROVIDING THE PRODUCT, FIXTURE, AND/OR EQUIPMENT UNLESS SPECIFIC RESPONSIBILITY IS ALSO PROVIDED BY THE CONTRACTOR/SUBCONTRACTOR IN WRITTEN FORM.
- CAUTION CALL BEFORE YOU DIG! BURIED UTILITIES EXIST IN THE AREA AND UTILITY INFORMATION SHOWN MAY NOT BE COMPLETE. CONTACT THE ONE-CALL UTILITY LOCATE SERVICE A MINIMUM OF 48 HOURS PRIOR TO CONSTRUCTION.
- WHEN APPLICABLE, CONTRACTOR IS RESPONSIBLE TO CALL, COORDINATE AND MAKE ARRANGEMENTS FOR R.O.W. AND/OR PRIVATE PROPERTY LOCATES BASED ON SPECIFIC SITE REQUIREMENTS.
- SEE CIVIL DRAWINGS FOR ADDITIONAL SITE INFORMATION.
- CONTRACTORS TO DOCUMENT ALL WORK PERFORMED WITH PHOTOGRAPHS AND SUBMIT TO NETWORK CARRIER'S REPRESENTATIVE ALONG WITH REDLINED CONSTRUCTION SET.
- CONTRACTOR SHALL DOCUMENT ALL CHANGES MADE IN THE FIELD BY MARKING UP (REDLINING) THE APPROVED CONSTRUCTION SET AND SUBMITTING THE REDLINED ALONG WITH PHOTOGRAPHS PER NETWORK CARRIER REQUIREMENTS.
- GENERAL CONTRACTOR SHALL COORDINATE AND SEEK APPROVAL OF ALL POWER DRAW, INSTALLATION AND/OR MODIFICATIONS WITH POWER COMPANY, OWNER AND JURISDICTION AS REQUIRED. CONTRACTOR SHALL REPORT POWER INSTALLATION SOLUTION(S) TO NETWORK CARRIER REPRESENTATIVE, PROJECT CONSTRUCTION MANAGER, AND ARCHITECT.
- ANY SUBSTITUTIONS OF MATERIALS AND/OR EQUIPMENT, MUST BE APPROVED BY NETWORK CARRIER CONSTRUCTION PROJECT MANAGER.
- THE GENERAL CONTRACTOR SHALL BE RESPONSIBLE FOR AND SHALL REMEDY ALL FAULTY, INFERIOR, AND/OR IMPROPER MATERIALS, DAMAGED GOODS, AND/OR FAULTY WORKMANSHIP FOR ONE (1) YEAR AFTER THE PROJECT IS COMPLETE ACCEPTING UNDER THIS CONTRACT BETWEEN THE OWNER AND THE CONTRACTOR. EXCEPTION THE ROOFING SUBCONTRACTOR SHALL FURNISH A MAINTENANCE AGREEMENT FOR ALL WORK DONE DESIGNED BY THE GENERAL CONTRACTOR, TO MAINTAIN THE ROOFING IN A WATER-TIGHT CONDITION FOR A PERIOD OF TWO (2) YEARS STARTING AFTER THE DATE OF SUBSTANTIAL COMPLETION OF THE PROJECT UNLESS OTHERWISE NOTED IN THE CONTRACT BETWEEN THE OWNER AND THE CONTRACTOR.

**CALIFORNIA SPECIFIC CODE COMPLIANCE NOTES:**

- WHEN COMPLETED, THE SUBJECT PROJECT SHALL COMPLY WITH LOCAL SECURE CODES.
- WHEN COMPLETED, THE SUBJECT PROJECT SHALL COMPLY WITH THE CALIFORNIA ENERGY CODE TITLE 24 ENERGY CONSERVATION REQUIREMENTS.
- WHEN GLASS OR GLAZING REPLACEMENT IS A PART OF THE SCOPE OF THE PROJECT, GLASS AND GLAZING SHALL COMPLY WITH CHAPTER 84 OF THE U.S. CONSUMER SAFETY COMMISSION WITH SAFETY STANDARDS FOR ARCHITECTURAL GLAZING MATERIALS BEING COMPLY WITH PER (42 FR 1428, CFR PART 1201 & LOCAL SECURITY REQUIREMENTS).

**SYMBOLS:**

- GRID REFERENCE
- DETAIL REFERENCE
- ELEVATION REFERENCE
- SECTION REFERENCE
- CENTERLINE
- PROPERTY/LEASE LINE
- MATCH LINE
- WORK POINT
- GROUND CONDUCTOR
- TELEPHONE CONDUIT
- ELECTRICAL CONDUIT
- COAXIAL CABLE
- OVERHEAD SERVICE CONDUCTORS
- 
- 
- 
- 
- 
- 
- 
- 
- 
- 
- 
- 
- 
- 
- 
- 
- 
- 
- 
- 
- 
- 
- 
- 
- 
- 
- 



**PROJECT INFORMATION:**

NETWORK VISION MMBTBS LAUNCH  
**SAN FRANCISCO GENERAL HOSPITAL**  
 SF54XC2II-A  
 887 POTRERO AVENUE  
 SAN FRANCISCO, CA 94110  
 SAN FRANCISCO COUNTY

REVISIONS				
REV.	DATE	DESCRIPTION	INITIALS	
0	03/20/12	ISSUED FOR 90% CONSTRUCTION	CBK	
1	04/17/12	REVISED FOR 90% CONSTRUCTION	AF	
2	05/16/12	REVISED FOR 90% CONSTRUCTION	RLB	
3	08/13/12	REVISED FOR 100% CONSTRUCTION	CBK	

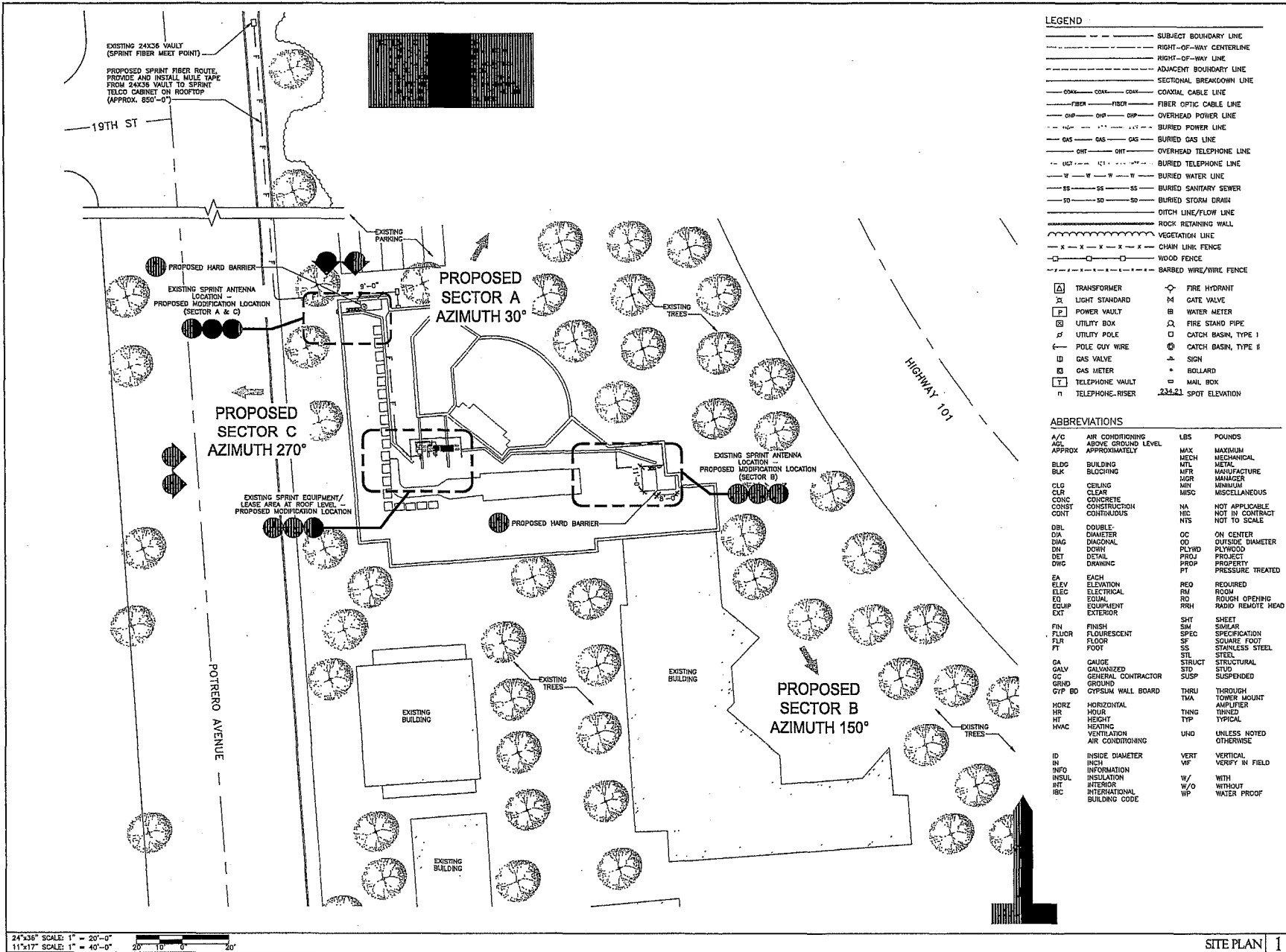
NOT FOR CONSTRUCTION UNLESS LABELED AS CONSTRUCTION SET

**LICENSURE:**

**SHEET TITLE:**

GENERAL NOTES & SYMBOLS

SHEET NUMBER: G-1 REVISION: 3



- LEGEND**
- SUBJECT BOUNDARY LINE
  - RIGHT-OF-WAY CENTERLINE
  - RIGHT-OF-WAY LINE
  - ADJACENT BOUNDARY LINE
  - SECTIONAL BREAKDOWN LINE
  - COAX COAX COAX COAXIAL CABLE LINE
  - FIBER FIBER FIBER FIBER OPTIC CABLE LINE
  - OHP OHP OHP OVERHEAD POWER LINE
  - B-P B-P B-P BURIED POWER LINE
  - GAS GAS GAS BURIED GAS LINE
  - OHT OHT OHT OVERHEAD TELEPHONE LINE
  - B-T B-T B-T BURIED TELEPHONE LINE
  - W W W BURIED WATER LINE
  - SS SS SS BURIED SANITARY SEWER
  - SD SD SD BURIED STORM DRAIN
  - DITCH LINE/FLOW LINE
  - ROCK RETAINING WALL
  - VEGETATION LINE
  - CHAIN LINK FENCE
  - WOOD FENCE
  - BARBED WIRE/WIRE FENCE
- ⊠ TRANSFORMER
  - ⊗ LIGHT STANDARD
  - ⊡ POWER VAULT
  - ⊞ UTILITY BOX
  - ⊥ UTILITY POLE
  - ⊥ POLE GUY WIRE
  - ⊞ GAS VALVE
  - ⊞ GAS METER
  - ⊞ TELEPHONE VAULT
  - ⊞ TELEPHONE RISER
  - ⊙ FIRE HYDRANT
  - ⊞ GATE VALVE
  - ⊞ WATER METER
  - ⊞ FIRE STAND PIPE
  - ⊞ CATCH BASIN, TYPE I
  - ⊞ CATCH BASIN, TYPE II
  - ⊞ SIGN
  - ⊞ BOLLARD
  - ⊞ MAIL BOX
  - 234.21 SPOT ELEVATION

- ABBREVIATIONS**
- |        |                                      |        |                        |
|--------|--------------------------------------|--------|------------------------|
| A/C    | AIR CONDITIONING                     | LBS    | POUNDS                 |
| AGL    | AIR CONDITIONING LEVEL               | MAX    | MAXIMUM                |
| APPROX | APPROXIMATELY                        | MECH   | MECHANICAL             |
| BLDC   | BUILDING BROADCASTING                | METL   | METAL                  |
| BLK    | BLOCKING                             | MFR    | MANUFACTURE            |
| CLG    | CEILING                              | MGR    | MANAGER                |
| CLR    | CLEAR                                | MIN    | MINIMUM                |
| CONC   | CONCRETE                             | MISC   | MISCELLANEOUS          |
| CONST  | CONSTRUCTION                         | NA     | NOT APPLICABLE         |
| CONT   | CONTINUOUS                           | NIC    | NOT BY CONTRACT        |
|        |                                      | NTS    | NOT TO SCALE           |
| DBL    | DOUBLE                               | OC     | ON CENTER              |
| DIA    | DIAMETER                             | OD     | OUTSIDE DIAMETER       |
| DIAG   | DIAGONAL                             | PLYWD  | PLYWOOD                |
| DN     | DOWN                                 | PROJ   | PROJECT                |
| DET    | DETAIL                               | PRPT   | PROPERTY               |
| DWG    | DRAWING                              | PT     | PRESSURE TREATED       |
| EACH   | EACH                                 | REQ    | REQUIRED               |
| ELEV   | ELEVATION                            | RM     | ROOM                   |
| ELEC   | ELECTRICAL                           | RO     | ROUGH OPENING          |
| EQIP   | EQUIPMENT                            | RRH    | RADIO REMOTE HEAD      |
| EXT    | EXTERIOR                             | SHT    | SHEET                  |
| FIN    | FINISH                               | SIM    | SIMILAR                |
| FLOR   | FLOOR                                | SPEC   | SPECIFICATION          |
| FLR    | FLOOR                                | SF     | SQUARE FOOT            |
| FT     | FOOT                                 | SS     | STAINLESS STEEL        |
|        |                                      | STL    | STEEL                  |
| GA     | GAUGE                                | STRUCT | STRUCTURAL             |
| GAV    | GALVANIZED                           | STD    | STUD                   |
| GC     | GENERAL CONTRACTOR                   | SUSP   | SUSPENDED              |
| GRND   | GROUND                               | THRU   | THROUGH                |
| GYP BD | GYP-SUM WALL BOARD                   | TMA    | TOWER MOUNT            |
|        |                                      | AMP    | AMPLIFIER              |
| HORIZ  | HORIZONTAL                           | TINNG  | TINNED                 |
| HR     | HOUR                                 | TYP    | TYPICAL                |
| HT     | HEIGHT                               | UNO    | UNLESS NOTED OTHERWISE |
| HWAC   | HEATING VENTILATION AIR CONDITIONING |        |                        |
| ID     | INSIDE DIAMETER                      | VERT   | VERTICAL               |
| IN     | INCH                                 | VF     | VERTY IN FIELD         |
| INFO   | INFORMATION                          |        |                        |
| INSUL  | INSULATION                           | W/     | WITH                   |
| INT    | INTERIOR                             | W/O    | WITHOUT                |
| IBC    | INTERNATIONAL BUILDING CODE          | WP     | WATER PROOF            |

24"x36" SCALE: 1" = 20'-0"  
 11"x17" SCALE: 1" = 40'-0"  
 20' 10' 0' 20'

THE INFORMATION CONTAINED IN THIS SET OF CONSTRUCTION DOCUMENTS IS PROPRIETARY BY NATURE. ANY USE OR DISCLOSURE OTHER THAN THAT WHICH RELATES TO CARRIER SERVICES IS STRICTLY PROHIBITED.

SITE PLAN 1



116 SANSONE STREET, SUITE 1400  
 SAN FRANCISCO, CA 94104



PARSON TELECOM SERVICES, LLC  
 116 SANSONE STREET, SUITE 1400  
 SAN FRANCISCO, CA 94104

**PROJECT INFORMATION:**

NETWORK VISION MMBITS LAUNCH  
**SAN FRANCISCO  
 GENERAL HOSPITAL**  
 SF54XC21I-A

887 POTRERO AVENUE  
 SAN FRANCISCO, CA 94110  
 SAN FRANCISCO COUNTY

REVISIONS			
REV.	DATE	DESCRIPTION	INITIALS
0	03/20/12	ISSUED FOR 90% CONSTRUCTION	CBK
1	04/17/12	REVISED FOR 90% CONSTRUCTION	AF
2	05/16/12	REVISED FOR 90% CONSTRUCTION	RLD
3	06/13/12	REVISED FOR 100% CONSTRUCTION	CBK
NOT FOR CONSTRUCTION UNLESS LABELED AS CONSTRUCTION SET			

**LICENSURE**

SHEET TITLE

SITE PLAN

SHEET NUMBER:

REVISION:

A-1

3



115 SANDHOGG STREET, SUITE 1400B  
SAN FRANCISCO, CA 94104



PACIFIC TELECOM SERVICES, LLC  
115 SANDHOGG STREET, SUITE 1400B  
SAN FRANCISCO, CA 94104

PROJECT INFORMATION:

NETWORK VISION MMIBTS LAUNCH  
**SAN FRANCISCO  
GENERAL HOSPITAL**  
SF54XC211-A  
887 POTRERO AVENUE  
SAN FRANCISCO, CA 94110  
SAN FRANCISCO COUNTY

REVISIONS

REV.	DATE	DESCRIPTION	INITIALS
0	03/20/12	ISSUED FOR 80% CONSTRUCTION	CBK
1	04/17/12	REVISED FOR 90% CONSTRUCTION	AF
2	05/16/12	REVISED FOR 90% CONSTRUCTION	RLD
3	06/13/12	REVISED FOR 100% CONSTRUCTION	CBK

NOT FOR CONSTRUCTION UNLESS  
LABELED AS CONSTRUCTION SET

LICENSURE

SHEET TITLE

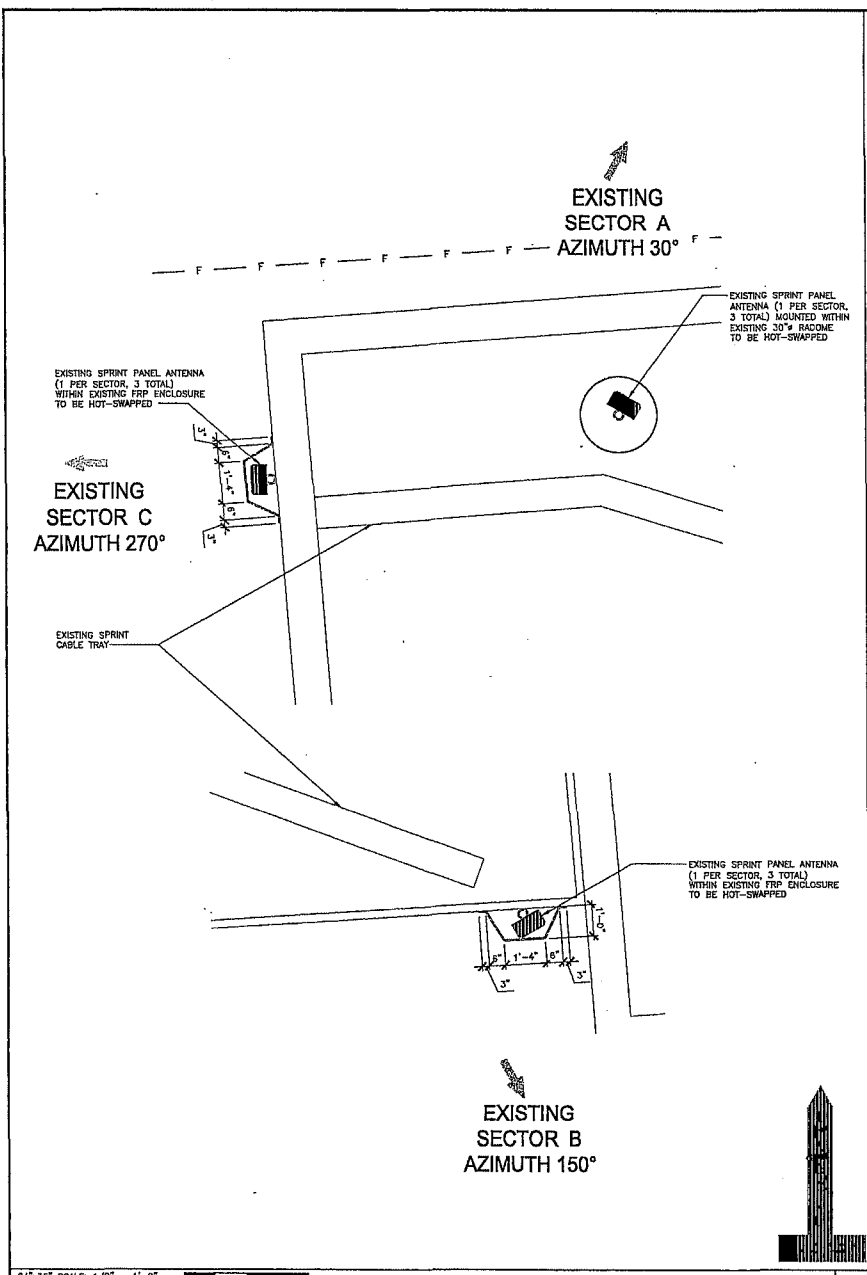
EXISTING EQUIPMENT/LEASE  
AREA PLAN & ANTENNA PLAN

SHEET NUMBER:

A-2

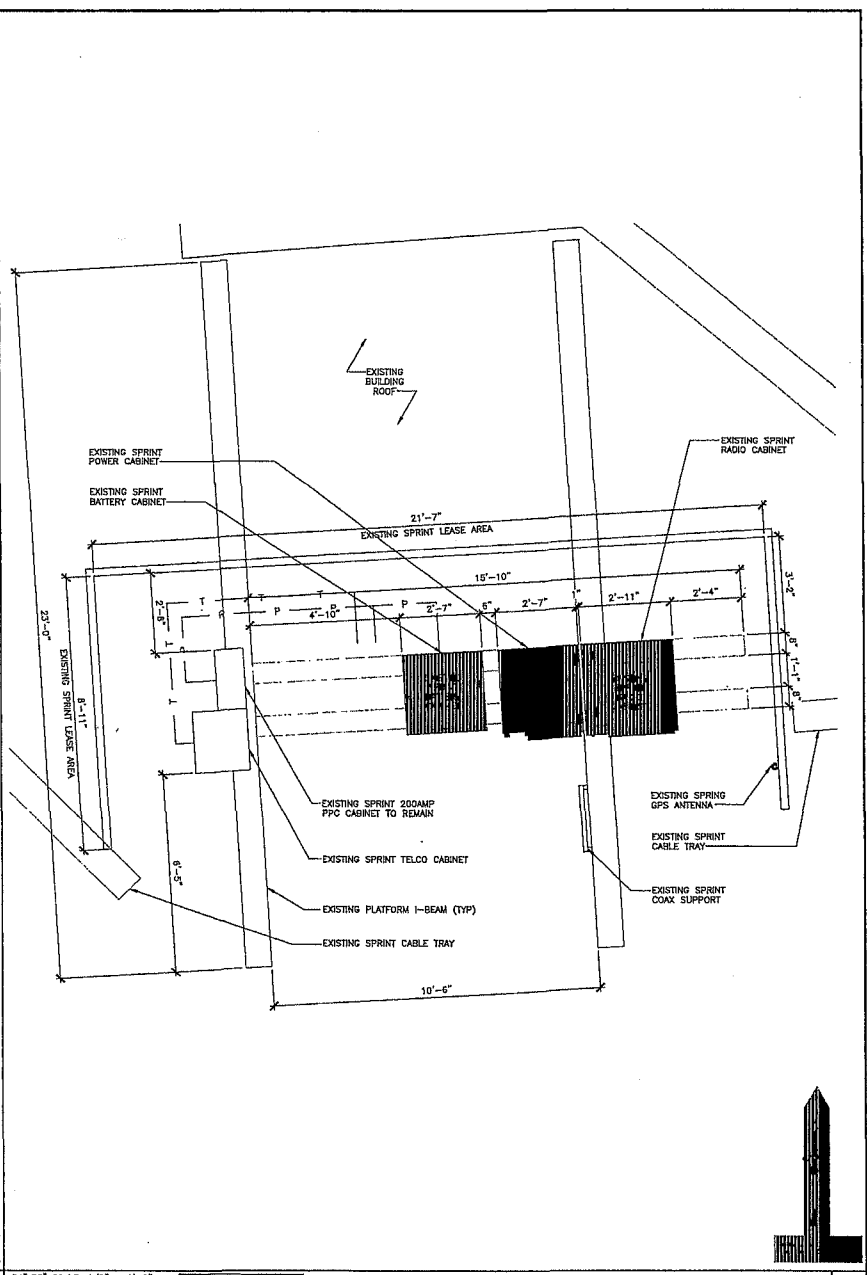
REVISION:

3



24"x36" SCALE: 1/2" = 1'-0"  
11"x17" SCALE: 1/4" = 1'-0"

EXISTING ANTENNA PLAN 2



24"x36" SCALE: 1/2" = 1'-0"  
11"x17" SCALE: 1/4" = 1'-0"

EXISTING EQUIPMENT/LEASE AREA PLAN 1

THE INFORMATION CONTAINED IN THIS SET OF CONSTRUCTION DOCUMENTS IS PROPRIETARY BY NATURE. ANY USE OR DISCLOSURE OTHER THAN THAT WHICH RELATES TO CARRIER SERVICES IS STRICTLY PROHIBITED.





SAMSUNG



115 BANSOME STREET, SUITE 1403  
SAN FRANCISCO, CA 94104

**PTS**  
PACIFIC TELEPHONE SERVICES, LLC  
115 BANSOME STREET, SUITE 1403  
SAN FRANCISCO, CA 94104

PROJECT INFORMATION:

NETWORK VISION MMBITS LAUNCH  
**SAN FRANCISCO  
GENERAL HOSPITAL**  
SF54XC2II-A  
887 POTRERO AVENUE  
SAN FRANCISCO, CA 94110  
SAN FRANCISCO COUNTY

REVISIONS

REV.	DATE	DESCRIPTION	INITIALS
0	03/20/12	ISSUED FOR 90% CONSTRUCTION	CBK
1	04/17/12	REVISED FOR 90% CONSTRUCTION	AF
2	05/16/12	REVISED FOR 90% CONSTRUCTION	RLD
3	06/13/12	REVISED FOR 100% CONSTRUCTION	CBK

NOT FOR CONSTRUCTION UNLESS  
LABELED AS CONSTRUCTION SET

LICENSURE

SHEET TITLE

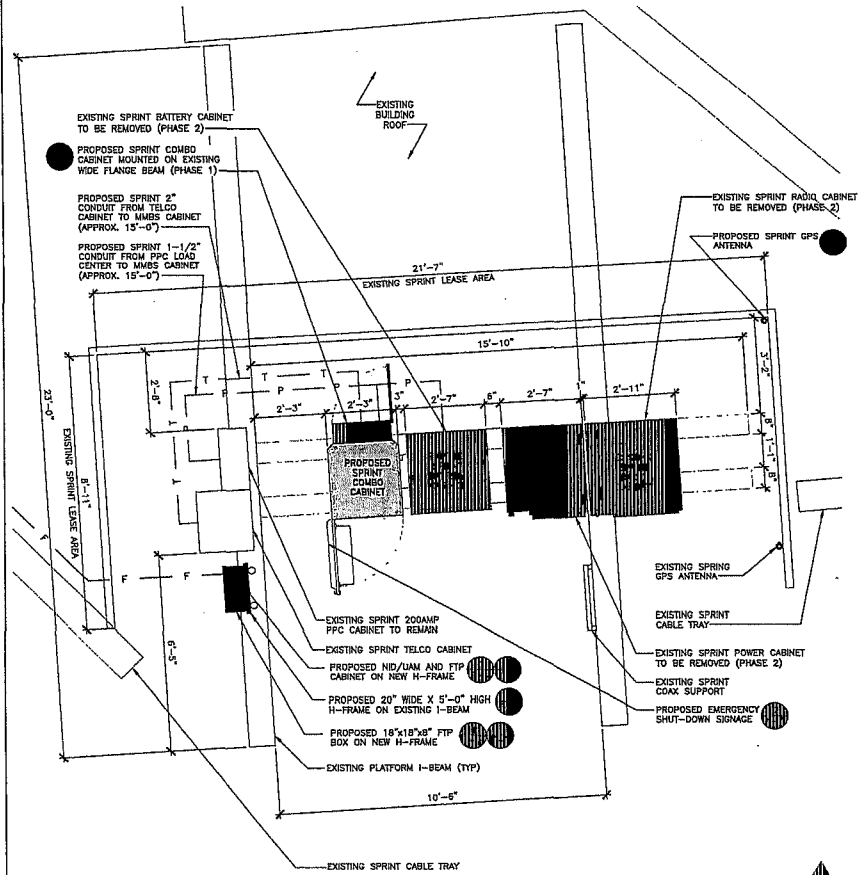
EQUIPMENT/LEASE AREA PLAN  
(DURING)

SHEET NUMBER:

A-2

REVISION:

3




NOT USED 2

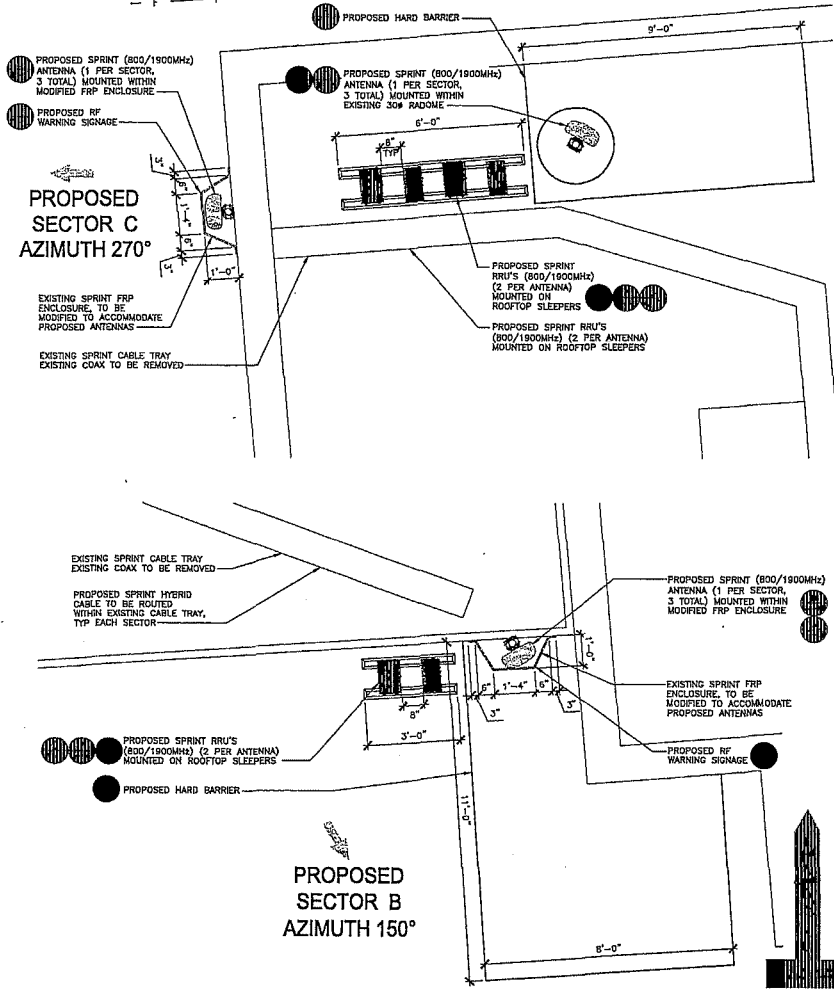
24"x36" SCALE: 1/2" = 1'-0"  
11"x17" SCALE: 1/4" = 1'-0"



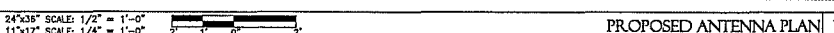
EQUIPMENT/LEASE AREA PLAN (DURING) 1



PROPOSED  
SECTOR A  
AZIMUTH 30°

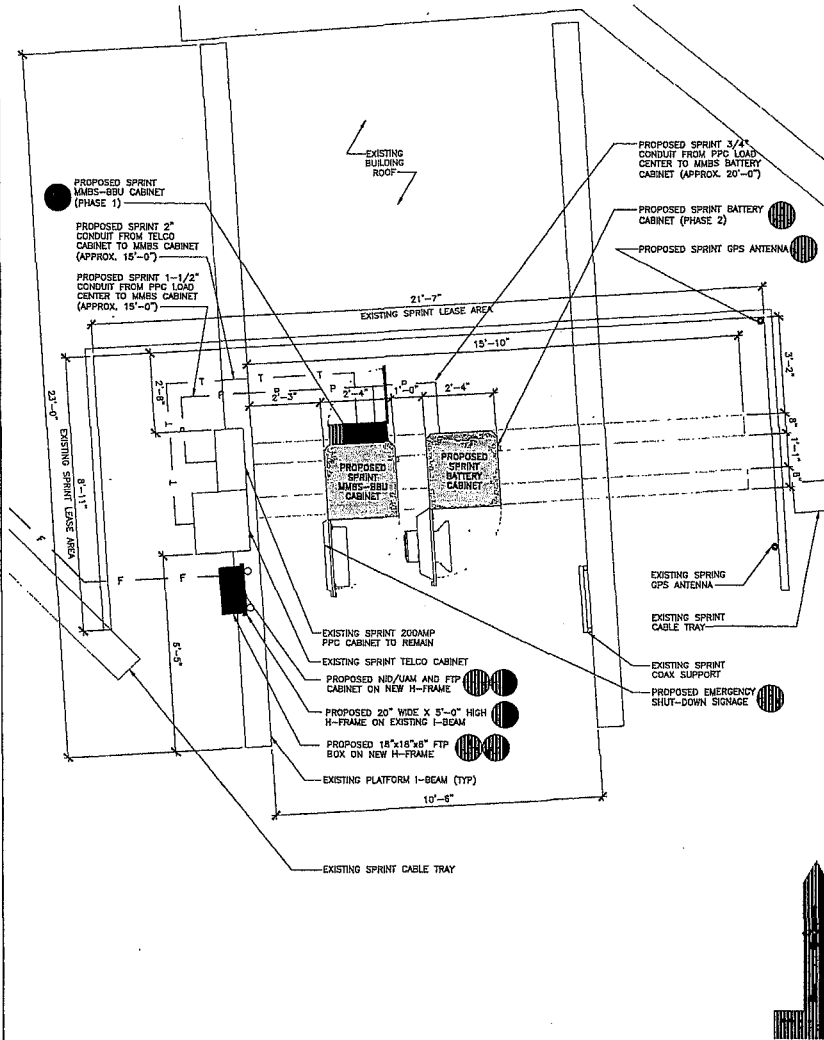


PROPOSED  
SECTOR B  
AZIMUTH 150°



24"x36" SCALE: 1/2" = 1'-0"  
11"x17" SCALE: 1/4" = 1'-0"

PROPOSED ANTENNA PLAN 2



24"x36" SCALE: 1/2" = 1'-0"  
11"x17" SCALE: 1/4" = 1'-0"

PROPOSED EQUIPMENT/LEASE AREA PLAN 1



115 SANDHOG STREET, SUITE 1400B  
SAN FRANCISCO, CA 94104



115 SANDHOG STREET, SUITE 1400B  
SAN FRANCISCO, CA 94104

PROJECT INFORMATION

NETWORK VISION MMBITS LAUNCH  
**SAN FRANCISCO  
GENERAL HOSPITAL**  
SF54XC211-A  
887 POTRERO AVENUE  
SAN FRANCISCO, CA 94110  
SAN FRANCISCO COUNTY

REVISIONS

REV.	DATE	DESCRIPTION	INITIALS
0	03/20/12	ISSUED FOR WDR CONSTRUCTION	CBK
1	04/17/12	REVISED FOR 90% CONSTRUCTION	AF
2	05/16/12	REVISED FOR 90% CONSTRUCTION	RLD
3	06/13/12	REVISED FOR 100% CONSTRUCTION	CBK

NOT FOR CONSTRUCTION UNLESS  
LABELED AS CONSTRUCTION SET

LICENSE:

SHEET TITLE

PROPOSED EQUIPMENT/LEASE  
AREA PLAN & ANTENNA PLAN

SHEET NUMBER:

A-3

REVISION:

3

THE INFORMATION CONTAINED IN THIS SET OF CONSTRUCTION DOCUMENTS IS PROPRIETARY BY NATURE. ANY USE OR DISCLOSURE OTHER THAN THAT WHICH RELATES TO CARRIER SERVICES IS STRICTLY PROHIBITED.

Sprint

SAMSUNG



118 SANROMA STREET, SUITE 1400B  
SAN FRANCISCO, CA 94104

PTS  
PACIFIC TELEPHONE SERVICES, LLC  
118 SANROMA STREET, SUITE 1400B  
SAN FRANCISCO, CA 94104

PROJECT INFORMATION:

NETWORK VISION MMBTBS LAUNCH  
**SAN FRANCISCO  
GENERAL HOSPITAL**  
SF54XC2II-A

887 POTRERO AVENUE  
SAN FRANCISCO, CA 94110  
SAN FRANCISCO COUNTY

REVISIONS

REV.	DATE	DESCRIPTION	INITIALS
0	03/20/12	ISSUED FOR 90% CONSTRUCTION	CBK
1	04/17/12	REVISED FOR 80% CONSTRUCTION	AF
2	05/16/12	REVISED FOR 90% CONSTRUCTION	RLD
3	06/13/12	REVISED FOR 100% CONSTRUCTION	CBK

NOT FOR CONSTRUCTION UNLESS  
LABELED AS CONSTRUCTION SET

LICENSURE

SHEET TITLE:

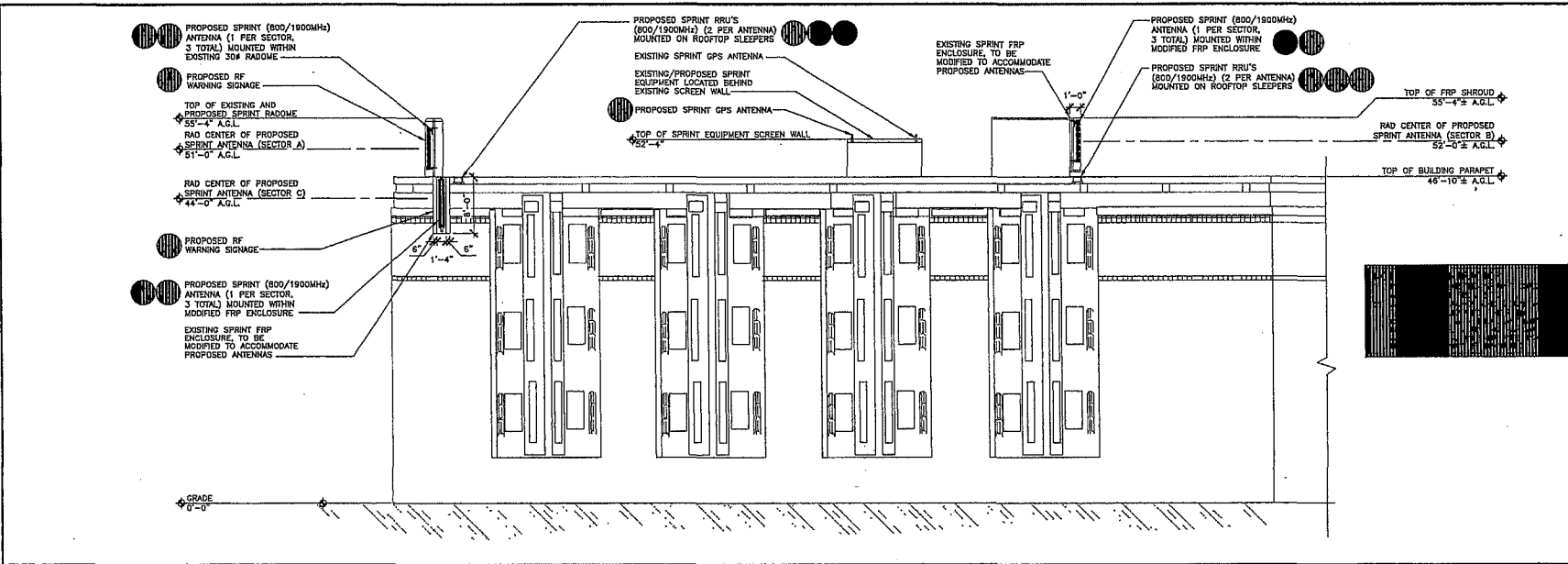
EXISTING & PROPOSED WEST ELEVATION

SHEET NUMBER:

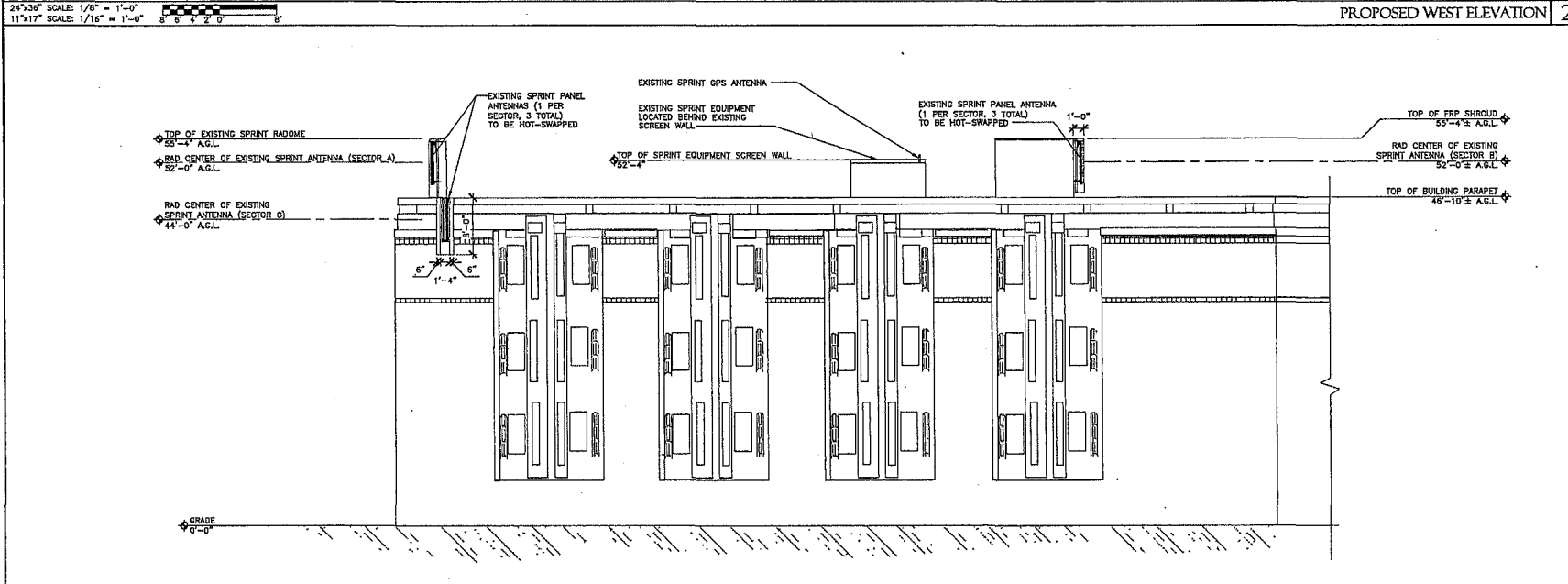
A-4

REVISION:

3



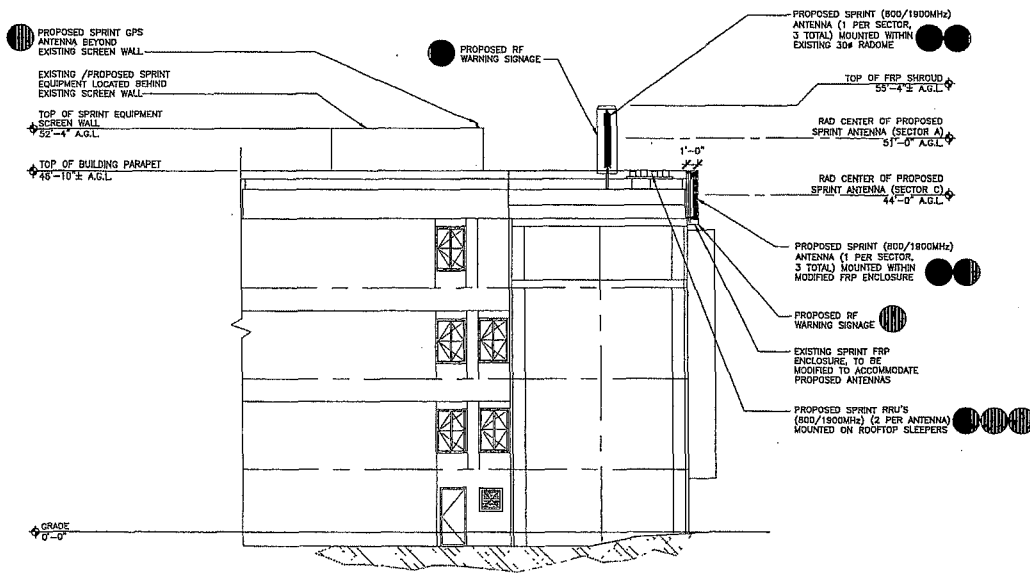

PROPOSED WEST ELEVATION 2



EXISTING WEST ELEVATION 1

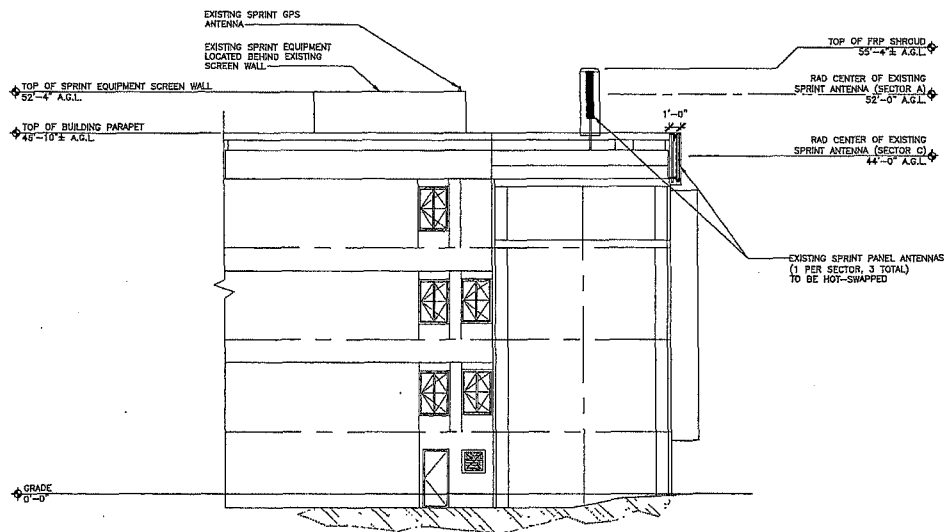
24"x36" SCALE: 1/8" = 1'-0"  
11"x17" SCALE: 1/16" = 1'-0"

THE INFORMATION CONTAINED IN THIS SET OF CONSTRUCTION DOCUMENTS IS PROPRIETARY BY NATURE. ANY USE OR DISCLOSURE OTHER THAN THAT WHICH RELATES TO CARRIER SERVICES IS STRICTLY PROHIBITED.



24'x36" SCALE: 1/8" = 1'-0"  
 11'x17" SCALE: 1/16" = 1'-0"

PROPOSED NORTH ELEVATION | 2



24'x36" SCALE: 1/8" = 1'-0"  
 11'x17" SCALE: 1/16" = 1'-0"

EXISTING NORTH ELEVATION | 1

THE INFORMATION CONTAINED IN THIS SET OF CONSTRUCTION DOCUMENTS IS PROPRIETARY BY NATURE. ANY USE OR DISCLOSURE OTHER THAN THAT WHICH RELATES TO CARRIER SERVICES IS STRICTLY PROHIBITED.



116 SANBOME STREET, SUITE 1400B  
 SAN FRANCISCO, CA 94104



PROJECT INFORMATION:

NETWORK VISION MMIBTS LAUNCH  
**SAN FRANCISCO  
 GENERAL HOSPITAL**  
 SF54XC2II-A  
 887 POTRERO AVENUE  
 SAN FRANCISCO, CA 94110  
 SAN FRANCISCO COUNTY

REVISIONS

REV.	DATE	DESCRIPTION	INITIALS
0	03/20/12	ISSUED FOR 90% CONSTRUCTION	CBK
1	04/17/12	REVISED FOR 90% CONSTRUCTION	AF
2	05/16/12	REVISED FOR 90% CONSTRUCTION	RLD
3	06/13/12	REVISED FOR 100% CONSTRUCTION	CBK

NOT FOR CONSTRUCTION UNLESS  
 LABELED AS CONSTRUCTION SET

LICENSURE

Blank area for licensure information.

SHEET TITLE

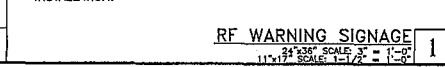

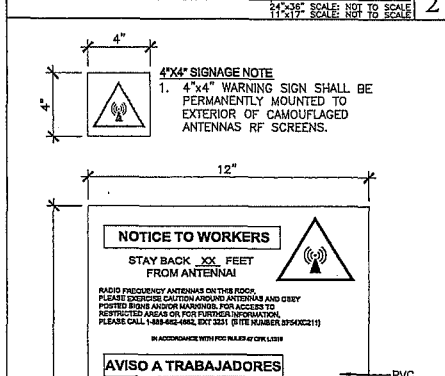

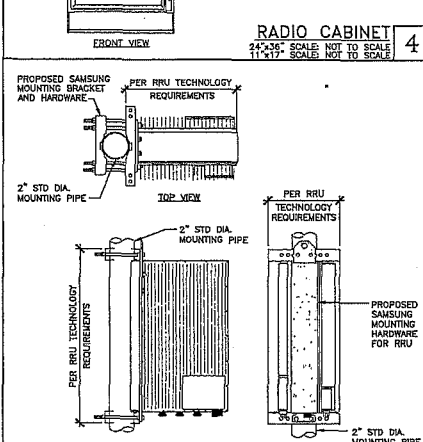
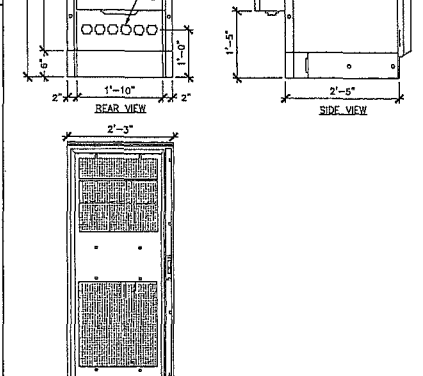
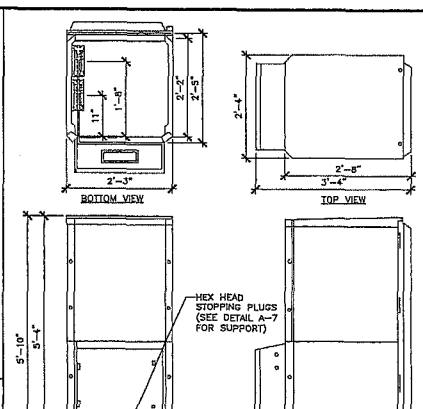
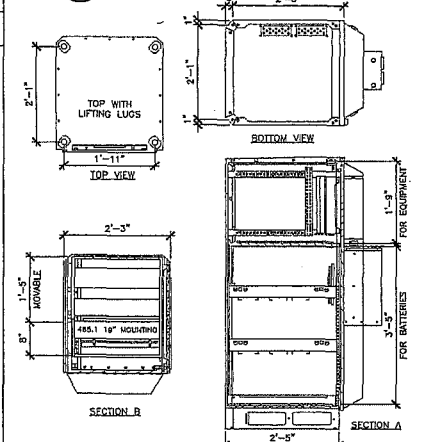
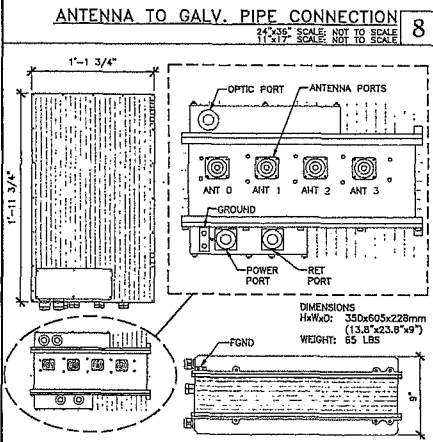
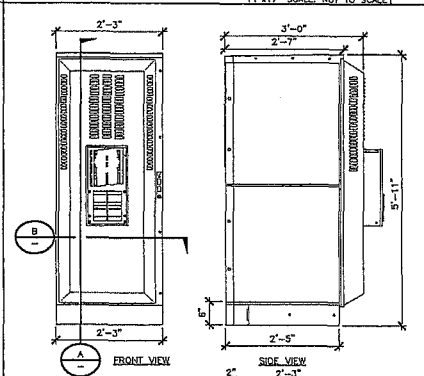
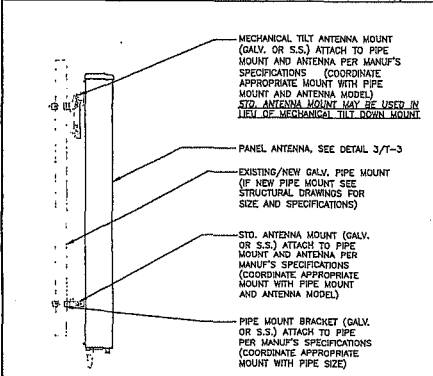
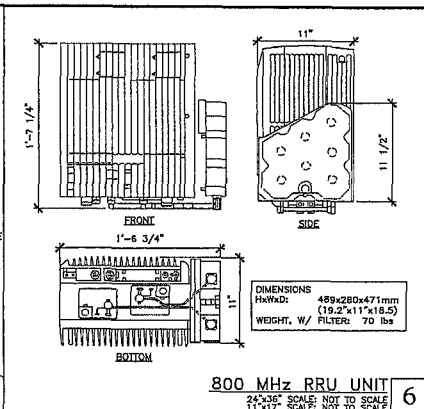
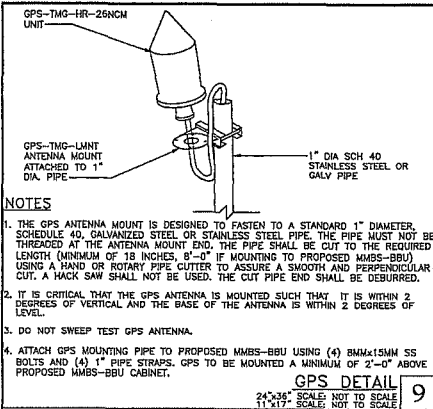
EXISTING & PROPOSED NORTH ELEVATION

SHEET NUMBER:

REVISION:

A-5

3



**PROJECT INFORMATION:**

NETWORK VISION MMBS LAUNCH

**SAN FRANCISCO GENERAL HOSPITAL**

SF54XC211-A

887 POTRERO AVENUE  
SAN FRANCISCO, CA 94110  
SAN FRANCISCO COUNTY

REVISIONS				
REV.	DATE	DESCRIPTION	INITIALS	
0	03/20/12	ISSUED FOR 80% CONSTRUCTION	CBK	
1	04/17/12	REVISED FOR 80% CONSTRUCTION	AF	
2	05/16/12	REVISED FOR 80% CONSTRUCTION	RLD	
3	06/13/12	REVISED FOR 100% CONSTRUCTION	CBK	

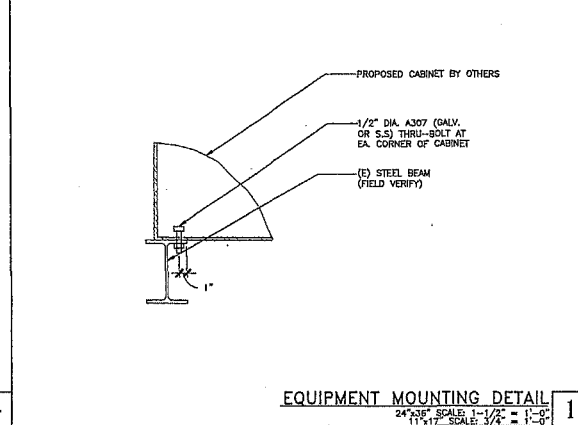
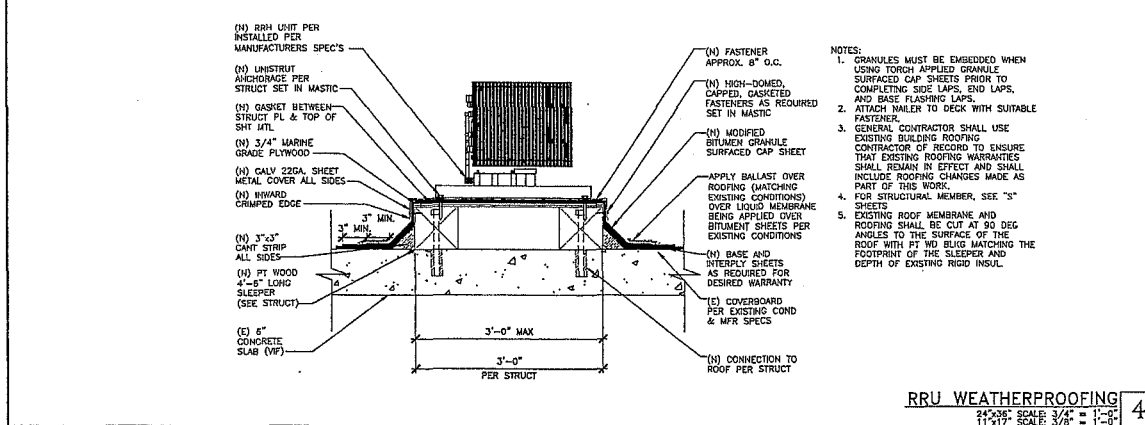
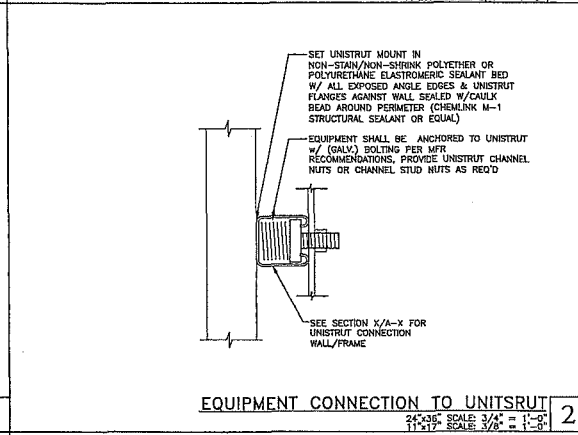


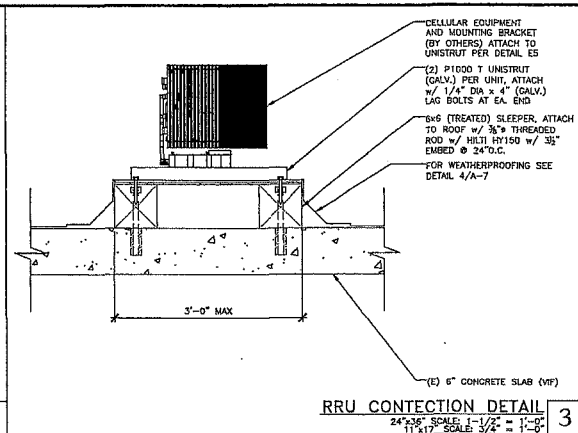
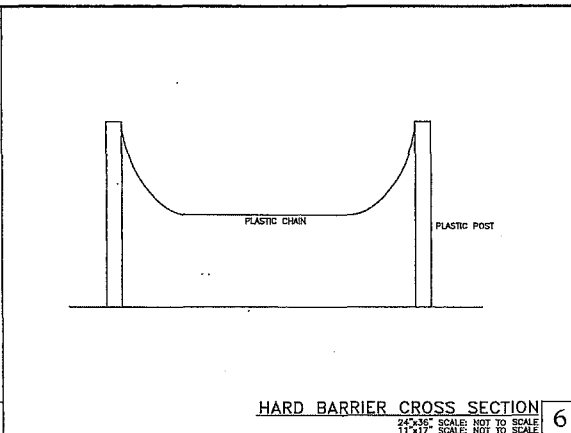

NOT FOR CONSTRUCTION UNLESS LABELED AS CONSTRUCTION SET

LICENSURE:

SHEET TITLE: EQUIPMENT DETAILS

SHEET NUMBER: A-6

REVISION: 3



PROJECT INFORMATION:

NETWORK VISION MMBTBS LAUNCH  
**SAN FRANCISCO GENERAL HOSPITAL**  
SF54XC2II-A  
887 POTRERO AVENUE  
SAN FRANCISCO, CA 94110  
SAN FRANCISCO COUNTY

REVISIONS			
REV.	DATE	DESCRIPTION	DETAILS
0	03/20/12	ISSUED FOR 90% CONSTRUCTION	CSK
1	04/17/12	REVISED FOR 90% CONSTRUCTION	AF
2	05/16/12	REVISED FOR 90% CONSTRUCTION	FLD
3	06/13/12	REVISED FOR 100% CONSTRUCTION	CSK

NOT FOR CONSTRUCTION UNLESS LABELED AS CONSTRUCTION SET

LICENSE

SHEET TITLE:  
EQUIPMENT DETAILS

SHEET NUMBER: **A-7** REVISION: 3



115 SANSONE STREET, SUITE 1400B  
SAN FRANCISCO, CA 94104

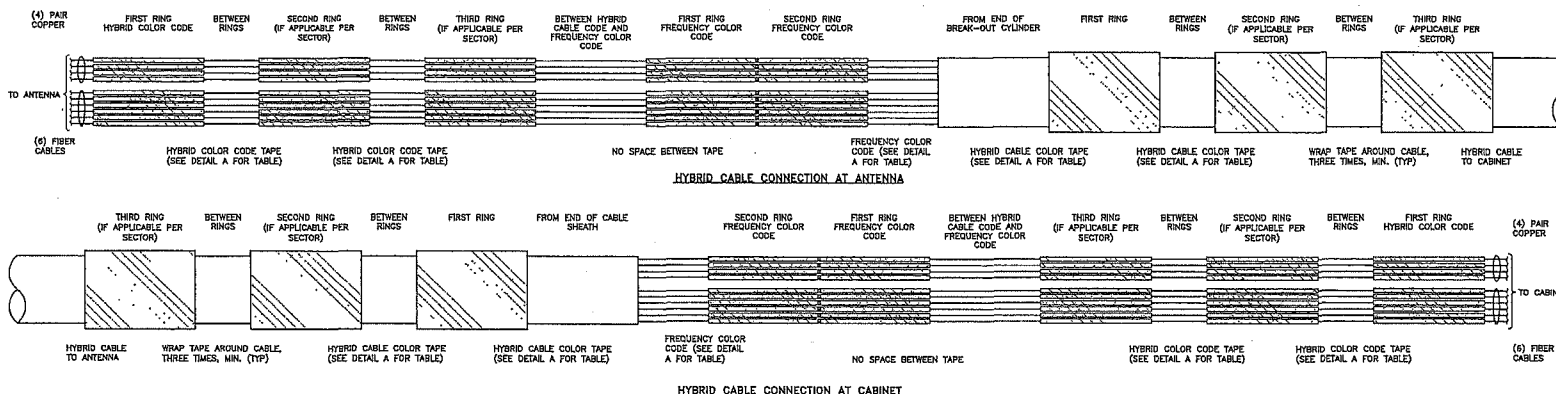


PACIFIC TELECOM SERVICES, LLC  
115 SANSONE STREET, SUITE 1400B  
SAN FRANCISCO, CA 94104

PROJECT INFORMATION

NETWORK VISION MMIBTS LAUNCH  
**SAN FRANCISCO  
GENERAL HOSPITAL**  
SF54XC211-A

887 POTRERO AVENUE  
SAN FRANCISCO, CA 94110  
SAN FRANCISCO COUNTY



NOTES

1. ALL CABLES SHALL BE MARKED AT THE TOP AND BOTTOM WITH 2" COLORED TAPE OR STENCIL TAG. COLOR TAPE SHALL BE OBTAINED FROM GRAYBAR ELECTRIC.
2. THE FIRST RING SHALL BE CLOSEST TO THE END OF THE CABLE AND SPACED APPROXIMATELY 2" FROM AN END CONNECTOR, WEATHERPROOFING, OR BREAK-OUT CYLINDER, WITH 1" SPACE BETWEEN EACH RING.
3. THE HYBRID CABLE COLOR SHALL BE APPLIED IN ACCORDANCE WITH THE "TYPICAL HYBRID CABLE COLOR CODE" TABLE ABOVE FOR THE RESPECTIVE SECTOR.
4. INDIVIDUAL POWER Pairs AND FIBER CABLES SHALL BE LABELED WITH BOTH THE HYBRID CABLE COLOR FOR THE RESPECTIVE SECTOR AND A FREQUENCY COLOR CODE IN ACCORDANCE WITH THE "FREQUENCY COLOR CODE FOR Pairs AND FIBER CABLES OF HYBRID CABLE" TABLE ABOVE.
5. A 2" GAP SHALL SEPARATE THE HYBRID CABLE COLOR CODE FROM THE FREQUENCY COLOR CODE.
6. THE 2" COLOR RINGS FOR THE FREQUENCY CODE SHALL BE PLACED NEXT TO EACH OTHER WITH NO SPACES.
7. THE 2" COLORED TAPE(S) SHALL EACH BE WRAPPED A MINIMUM OF 3 TIMES AROUND THE HYBRID CABLE OR INDIVIDUAL CABLES, AND THE TAPE SHALL BE KEPT IN THE SAME LOCATION AS MUCH AS POSSIBLE.
8. COLOR BAND ON JUMPERS SHALL BE 1" WIDE WITH A 1" SPACE.

HYBRID CABLE COLOR SCHEME DETAIL

24"x36" SCALE: NOT TO SCALE  
11"x17" SCALE: NOT TO SCALE

3

REVISIONS

REV.	DATE	DESCRIPTION	INITIALS
0	03/20/12	ISSUED FOR 90% CONSTRUCTION	CBK
1	04/17/12	REVISED FOR 90% CONSTRUCTION	AF
2	05/16/12	REVISED FOR 90% CONSTRUCTION	RLD
3	06/13/12	REVISED FOR 100% CONSTRUCTION	CBK

NOT FOR CONSTRUCTION UNLESS LABELED AS CONSTRUCTION SET

LICENSURE

SHEET TITLE:

CABLE COLOR CODING REQUIREMENTS

SHEET NUMBER:

REVISION:

A-8

3

SECTOR	CABLE	FIRST RING	SECOND RING	THIRD RING
1 ALPHA	1	GREEN	NO TAPE	NO TAPE
1	2	BLUE	NO TAPE	NO TAPE
1	3	BROWN	NO TAPE	NO TAPE
1	4	WHITE	NO TAPE	NO TAPE
1	5	RED	NO TAPE	NO TAPE
1	6	SLATE	NO TAPE	NO TAPE
1	7	PURPLE	NO TAPE	NO TAPE
1	8	ORANGE	NO TAPE	NO TAPE
2 BETA	1	GREEN	GREEN	NO TAPE
2	2	BLUE	BLUE	NO TAPE
2	3	BROWN	BROWN	NO TAPE
2	4	WHITE	WHITE	NO TAPE
2	5	RED	RED	NO TAPE
2	6	SLATE	SLATE	NO TAPE
2	7	PURPLE	PURPLE	NO TAPE
2	8	ORANGE	ORANGE	NO TAPE
3 GAMMA	1	GREEN	GREEN	GREEN
3	2	BLUE	BLUE	BLUE
3	3	BROWN	BROWN	BROWN
3	4	WHITE	WHITE	WHITE
3	5	RED	RED	RED
3	6	SLATE	SLATE	SLATE
3	7	PURPLE	PURPLE	PURPLE
3	8	ORANGE	ORANGE	ORANGE

FREQUENCY	INDICATOR	ID
800 #1	YELLOW	GREEN
1900 #1	YELLOW	BLUE
1900 #2	YELLOW	BROWN
RESERVED	YELLOW	WHITE
RESERVED	YELLOW	RED
RESERVED	YELLOW	SLATE
RESERVED	YELLOW	PURPLE
RESERVED	YELLOW	PURPLE

NOT USED

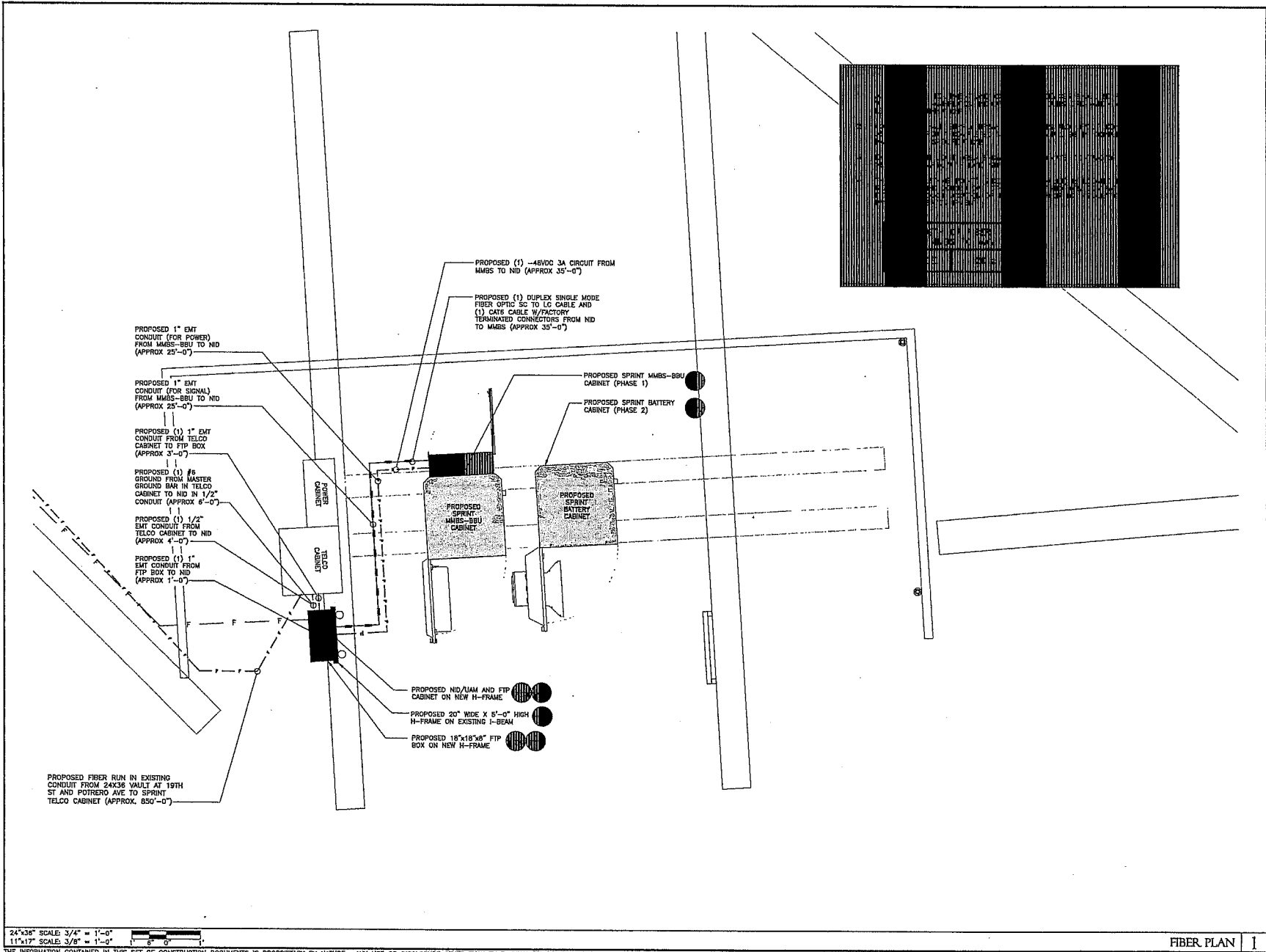
24"x36" SCALE: NOT TO SCALE  
11"x17" SCALE: NOT TO SCALE

2

HYBRID CABLE COLOR CODING

24"x36" SCALE: NOT TO SCALE  
11"x17" SCALE: NOT TO SCALE

1



115 BANCROFT STREET, SUITE 1400B  
SAN FRANCISCO, CA 94104



PACIFIC TELECOM SERVICES, LLC  
115 BANCROFT STREET, SUITE 1400B  
SAN FRANCISCO, CA 94104

PROJECT INFORMATION:

NETWORK VISION MMBTS LAUNCH  
**SAN FRANCISCO  
GENERAL HOSPITAL**  
SF54XC211-A  
887 POTRERO AVENUE  
SAN FRANCISCO, CA 94110  
SAN FRANCISCO COUNTY

REVISIONS

REV.	DATE	DESCRIPTION	INITIALS
0	03/20/12	ISSUED FOR 90% CONSTRUCTION	CBK
1	04/17/12	REVISED FOR 90% CONSTRUCTION	AF
2	05/16/12	REVISED FOR 90% CONSTRUCTION	RLD
3	06/13/12	REVISED FOR 100% CONSTRUCTION	CBK

NOT FOR CONSTRUCTION UNLESS  
LABELED AS CONSTRUCTION SET

LICENSURE:

SHEET TITLE:

FIBER PLAN

SHEET NUMBER:

F-1

REVISION:

3

24"x36" SCALE: 3/4" = 1'-0"  
11"x17" SCALE: 3/8" = 1'-0"

FIBER PLAN | 1

THE INFORMATION CONTAINED IN THIS SET OF CONSTRUCTION DOCUMENTS IS PROPRIETARY BY NATURE. ANY USE OR DISCLOSURE OTHER THAN THAT WHICH RELATES TO CARRIER SERVICES IS STRICTLY PROHIBITED.





115 BANSOME STREET, SUITE 1400B  
SAN FRANCISCO, CA 94104



PACIFIC TELECOM SERVICES, LLC  
115 BANSOME STREET, SUITE 1400B  
SAN FRANCISCO, CA 94104

PROJECT INFORMATION


NETWORK VISION MMBTS LAUNCH  
**SAN FRANCISCO  
GENERAL HOSPITAL**  
SF54XC2II-A  
887 POTRERO AVENUE  
SAN FRANCISCO, CA 94110  
SAN FRANCISCO COUNTY

REVISIONS

REV.	DATE	DESCRIPTION	INITIALS
0	03/20/12	ISSUED FOR 90% CONSTRUCTION	CBK
1	04/17/12	REVISED FOR 90% CONSTRUCTION	AF
2	05/16/12	REVISED FOR 90% CONSTRUCTION	RLD
3	06/13/12	REVISED FOR 100% CONSTRUCTION	CBK

NOT FOR CONSTRUCTION UNLESS  
LABELED AS CONSTRUCTION SET

LICENSURE:



SHEET TITLE:

FIBER ONE-LINE DIAGRAM

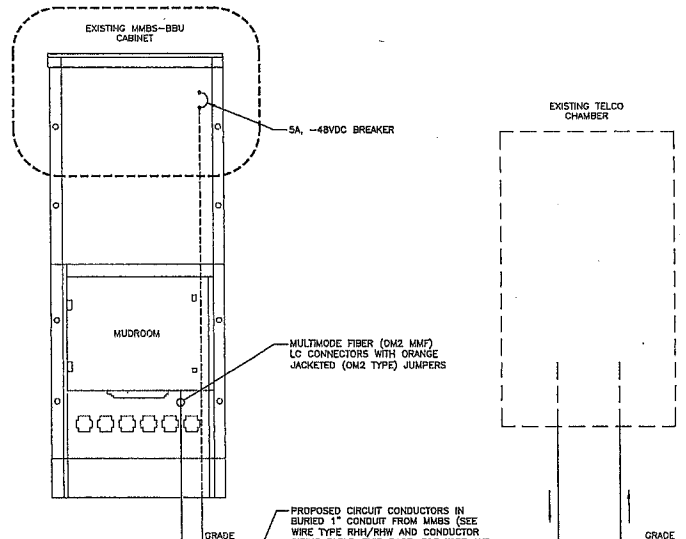
SHEET NUMBER:

F-2

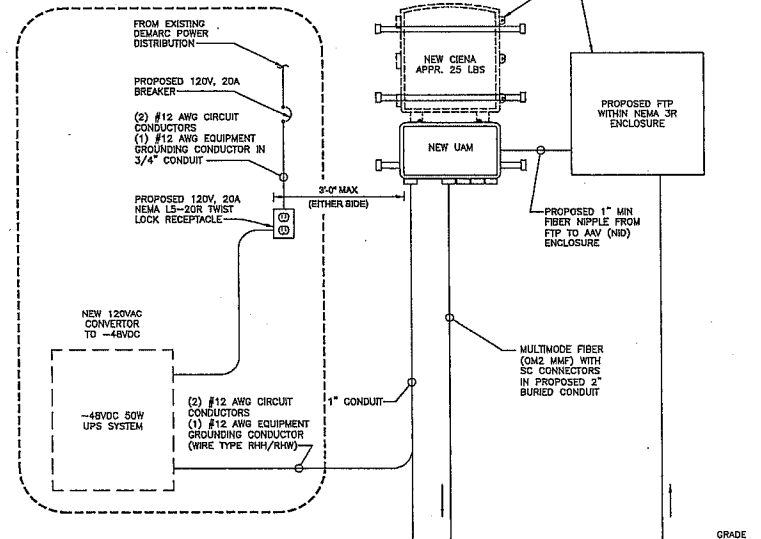
REVISION:

3

TYPICAL AAV (NID) POWER SOURCE INSTALLATION



FOR INDOOR AAV (NID) ALTERNATE POWER SOURCE INSTALLATION



POWER SOURCE FROM MMBS

CASE 1

CASE 2

MULTIMODE FIBER (OM2 MMF) IN PROPOSED 2" BURIED CONDUIT (USE THIS ROUTE IF AAV (NID) BOX IS INSTALLED BEFORE MMBS)

MULTIMODE FIBER (OM2 MMF) IN PROPOSED 2" BURIED CONDUIT (USE THIS ROUTE IF AAV (NID) BOX IS INSTALLED BEFORE MMBS)

MULTIMODE FIBER (OM2 MMF) WITH ORANGE JACKETED (OM2 TYPE) JUMPERS IN PROPOSED 2" BURIED CONDUIT (USE THIS ROUTE IF MMBS IS INSTALLED BEFORE AAV (NID) BOX)

WIRE TYPE RHH/RHW AND CONDUCTOR SIZING TABLE (48VDC @ 96W/2.0 AMPS)				
DISTANCE (FT)	0'-180'	180'-280'	280'-460'	460'-720'
CIRCUIT CONDUCTOR SIZE	(2) #12 AWG	(2) #10 AWG	(2) #8 AWG	(2) #6 AWG
GND CONDUCTOR SIZE	(1) #12 AWG	(1) #12 AWG	(1) #12 AWG	(1) #10 AWG
CONDUIT SIZE	1"	1"	1"	1"

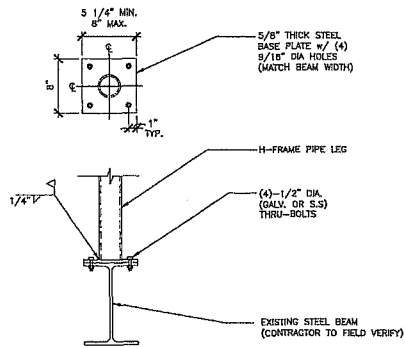
NOTES

1. CONTRACTOR SHALL FOLLOW ALL LOCAL MUNICIPAL CODES FOR CONDUIT SPECIFICATION AND INSTALLATION.
2. ALL UNSTRUT ENDS SHALL BE COLD-GALVANIZED AND CAPPED.
3. ALL INTERIOR CONDUITS SHALL BE EMT.
4. ALL ABOVE GROUND CONDUIT SHALL BE RIGID.
5. CASE 1 - FIBER PATH TO BE USED IF MMBS DOES NOT EXIST AND FIBER ARRIVES FIRST.
6. CASE 2 - FIBER PATH TO BE USED IF MMBS EXISTS AND FIBER IS ADDED AFTER MMBS IS ESTABLISHED.

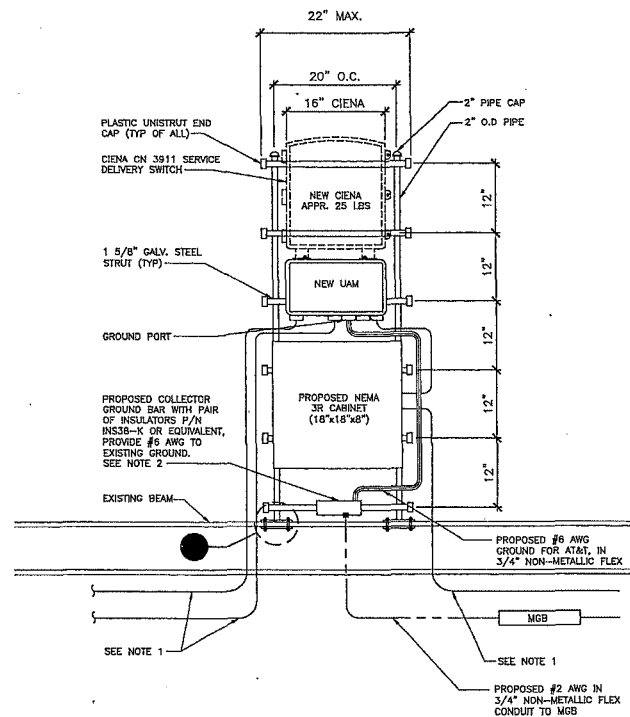
FIBER ONE-LINE DIAGRAM

2'-0" X 1'-0" SCALE: NOT TO SCALE  
11" X 19" SCALE: NOT TO SCALE

1



H-FRAME BASE PLATE DETAIL 3  
24"x36" SCALE: 1-1/2" = 1'-0"  
11"x17" SCALE: 3/4" = 1'-0"



H-FRAME MOUNT

NOTES

- REFER TO SHEET F-3 FOR CONDUIT ROUTING DETAIL.
- CONTRACTOR TO SUPPLY GROUND TO NEAREST ACCESSIBLE MASTER GROUND OR MAIN GROUNDING SYSTEM.

NOT USED 2  
24"x36" SCALE: NOT TO SCALE  
11"x17" SCALE: NOT TO SCALE

H-FRAME MOUNT AAV (NID) INSTALLATION DETAIL 1  
24"x36" SCALE: NOT TO SCALE  
11"x17" SCALE: NOT TO SCALE

Sprint

SAMSUNG



116 BANSOME STREET, SUITE 1400B  
SAN FRANCISCO, CA 94104

PTS  
PACIFIC TELEPHONE SERVICES, LLC  
116 BANSOME STREET, SUITE 1400B  
SAN FRANCISCO, CA 94104

PROJECT INFORMATION:

NETWORK VISION MMBTS LUNCH  
SAN FRANCISCO  
GENERAL HOSPITAL  
SF54XC2II-A  
887 POTRERO AVENUE  
SAN FRANCISCO, CA 94110  
SAN FRANCISCO COUNTY

REVISIONS

REV.	DATE	DESCRIPTION	INITIALS
0	03/20/12	ISSUED FOR 90% CONSTRUCTION	CBK
1	04/17/12	REVISED FOR 90% CONSTRUCTION	AF
2	05/16/12	REVISED FOR 90% CONSTRUCTION	RLD
3	06/13/12	REVISED FOR 100% CONSTRUCTION	CBK

NOT FOR CONSTRUCTION UNLESS  
LABELLED AS CONSTRUCTION SET

LICENSURE:

SHEET TITLE:

FIBER INSTALLATION DETAILS

SHEET NUMBER:

F-3

REVISION:

3



116 SANSONE STREET, SUITE 1400B  
SAN FRANCISCO, CA 94104



116 SANSONE STREET, SUITE 1400B  
SAN FRANCISCO, CA 94104

PROJECT INFORMATION:

NETWORK VISION MMBTS LAUNCH  
**SAN FRANCISCO  
GENERAL HOSPITAL**  
SF54XC211-A  
887 POTRERO AVENUE  
SAN FRANCISCO, CA 94110  
SAN FRANCISCO COUNTY

REVISIONS			
REV.	DATE	DESCRIPTION	INITIALS
0	03/20/12	ISSUED FOR 90% CONSTRUCTION	CBK
1	04/17/12	REVISED FOR 90% CONSTRUCTION	AF
2	05/16/12	REVISED FOR 90% CONSTRUCTION	RLD
3	06/13/12	REVISED FOR 100% CONSTRUCTION	CBK
NOT FOR CONSTRUCTION UNLESS LABELED AS CONSTRUCTION SET			

LICENSURE

Blank area for licensure information.

SHEET TITLE

ELECTRICAL SINGLE-LINE  
DIAGRAM & NOTES

SHEET NUMBER:

E-1

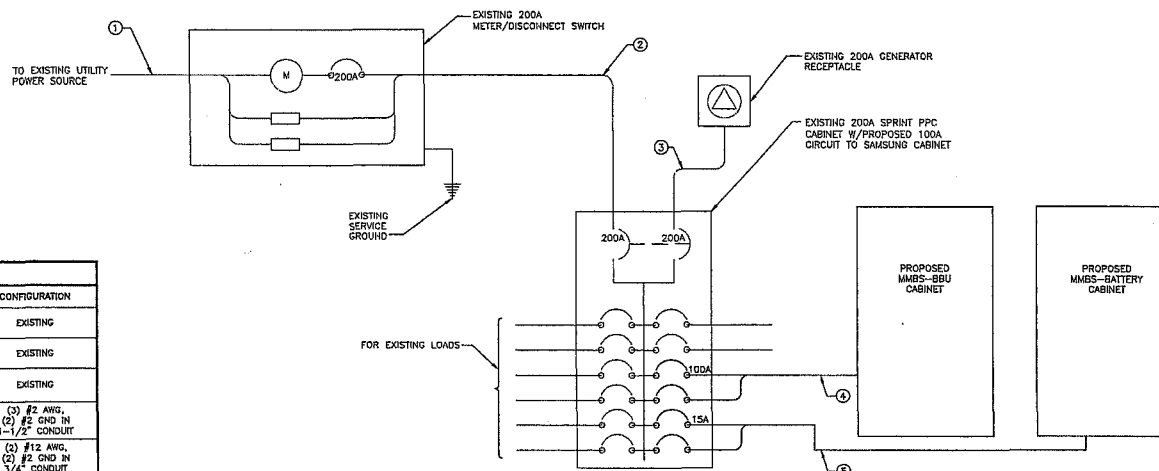
REVISION:

3

ELECTRICAL SINGLE-LINE DIAGRAM

24" X 36" SCALE, NOT TO SCALE  
11" X 17" SCALE, NOT TO SCALE

1



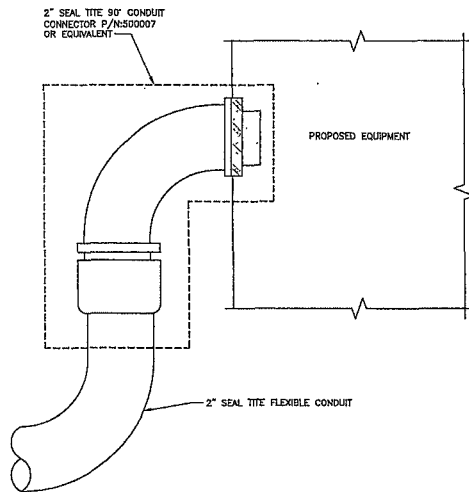
CIRCUIT SCHEDULE			
NO	FROM	TO	CONFIGURATION
①	SOURCE	METER CENTER	EXISTING
②	METER / DISL	TRANSFER SWITCH & LOAD CENTER	EXISTING
③	TRANSFER SWITCH & LOAD CENTER	GENERATOR RECEPTACLE	EXISTING
④	TRANSFER & LOAD CENTER	PROPOSED MMBS-BBU CABINET	(3) #2 AWG, (2) #2 GND IN 1-1/2" CONDUIT
⑤	TRANSFER & LOAD CENTER	PROPOSED MMBS-BATTERY CABINET	(3) #2 AWG, (2) #2 GND IN 3/4" CONDUIT

ELECTRICAL NOTES

- ALL ELECTRICAL WORK SHALL BE DONE IN ACCORDANCE WITH CURRENT NATIONAL ELECTRICAL CODES AND ALL LOCAL AND STATE CODE, LAWS, AND ORDINANCES. PROVIDE ALL COMPONENTS AND WIRING SIZES AS REQUIRED TO MEET NEC STANDARDS.
- CONTRACTOR SHALL COORDINATE WITH LOCAL POWER COMPANY FOR REQUIREMENTS OF POWER SERVICE LINE TO THE METER BASE. POWER SERVICE REQUIREMENT IS COMMERCIAL AC NOMINAL 120/208 VOLT OR 120/240 VOLT, SINGLE PHASE WITH 200 AMP RATING.
- CONTRACTOR SHALL COORDINATE WITH LOCAL TELEPHONE COMPANY FOR REQUIREMENTS OF "T1" SERVICE LINE TO TERMINATE AT THE PPC CABINET.
- CONTRACTOR SHALL FURNISH AND INSTALL ELECTRIC METER BASE AND 200A DISCONNECT SWITCH PER SITE PLAN AND DETAIL DRAWINGS. THE METER BASE SHOULD BE LOCATED IN A MANNER WHERE ACCESSIBLE BY THE LOCAL POWER COMPANY.
- LOCAL POWER COMPANY SHALL PROVIDE 200 AMP ELECTRIC METER. CONTRACTOR SHALL COORDINATE INSTALLATION OF METER WITH LOCAL POWER COMPANY.
- UNDERGROUND POWER AND TELCO SERVICE LINES SHALL BE ROUTED IN A COMMON TRENCH. ALL UNDERGROUND CONDUIT SHALL BE PVC SCHEDULE 40 AND CONDUIT EXPOSED ABOVE GROUND SHALL BE RIGID GALVANIZED STEEL UNLESS OTHERWISE INDICATED.
- ALL TELCO CONDUIT LINES SHALL BE 4" SCH. 40 PVC CONDUIT UNLESS OTHERWISE INDICATED. THE TELCO CONDUIT FROM THE PPC SHALL BE ROUTED AND TERMINATED AT DESIGNATED TELCO DEMARCATION OR 2'-FEET OUTSIDE FENCED AREA NEAR UTILITY POLE (IN FENCED AREA), OR END CAP OFF AND PROVIDE MARKER STAKE PAINTED BRIGHT ORANGE WITH DESIGNATION FOR TELCO SERVICE.
- CONDUITS INSTALLED AT PCS EQUIPMENT ENDS PRIOR TO THE EQUIPMENT INSTALLATION SHALL BE STUBBED AND CAPPED AT 6" ABOVE GRADE OR PLATFORM, IF SERVICE LINES CAN'T BE INSTALLED INITIALLY, PROVIDE NYLON PULL CORD IN CONDUITS.
- THE SPRINT CABINET, INCLUDING 200 AMP LOAD PANEL AND TELCO PANEL, SHALL BE PROVIDED BY OWNER AND INSTALLED BY THE CONTRACTOR. CONTRACTOR TO INSTALL BREAKER(S) NOT PROVIDED BY MANUFACTURER. SEE PANEL SCHEDULE ON THIS SHEET FOR BREAKER REQUIREMENTS.
- LOCATION OF ELECTRIC METER AND DISCONNECT SWITCH TO BE COORDINATED BY ELECTRICAL CONTRACTOR AND FIELD CONSTRUCTION MANAGER.
- #2 WIRE TO BE UTILIZED IN ELECTRIC SERVICE RUNS EXCEEDING 100'.
- CONTRACTOR SHALL INSPECT THE EXISTING CONDITIONS PRIOR TO SUBMITTING BID. ANY QUESTIONS ARISING DURING THE BID PERIOD IN REGARDS TO THE CONTRACTOR'S FUNCTIONS, THE SCOPE OF WORK, OR ANY OTHER ISSUE RELATED TO THIS PROJECT SHALL BE BROUGHT UP DURING THE BID PERIOD WITH THE PROJECT MANAGER FOR CLARIFICATION, NOT AFTER THE CONTRACT HAS BEEN AWARDED.
- LOCATION OF EQUIPMENT, CONDUIT AND DEVICES SHOWN ON THE DRAWINGS ARE APPROXIMATE AND SHALL BE COORDINATED WITH FIELD CONDITIONS PRIOR TO ROUGH-IN.
- THE CONDUIT RUNS AS SHOWN ON THE PLANS ARE APPROXIMATE. EXACT LOCATION AND ROUTING SHALL BE PER EXISTING FIELD CONDITIONS.
- PROVIDE PULL BOXES AND JUNCTION BOXES WHERE SHOWN OR REQUIRED BY NEC.
- ALL CONDUITS SHALL BE MET WITH BENDS MADE IN ACCORDANCE WITH NEC TABLE 346-10. NO RIGHT ANGLE DEVICE OTHER THAN STANDARD CONDUIT ELBOWS WITH 12" MINIMUM INSIDE SWEEPS FOR ALL CONDUITS 2" OR LARGER.
- ALL CONDUIT TERMINATIONS SHALL BE PROVIDED WITH PLASTIC THROAT INSULATING GROUNDING BUSHINGS.

ELECTRICAL NOTES (CON'T)

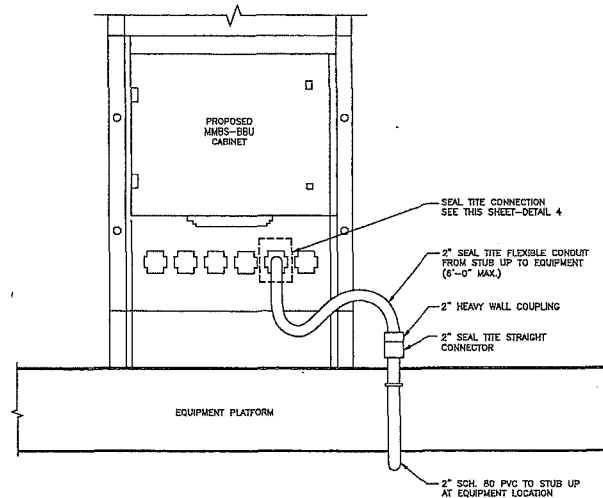
- ALL WIRE SHALL BE TYPE THWN, SOLID, ANNEALED COPPER UP TO SIZE #10 AWG (#8 AND LARGER SHALL BE CONCENTRIC STRANDED) 75 DEGREE C, (167 DEGREES F), 98% CONDUCTIVITY, MINIMUM #12.
- ALL WIRES SHALL BE TAGGED AT ALL PULL BOXES, J-BOXES, EQUIPMENT BOXES AND CABINETS WITH APPROVED PLASTIC TAGS, ACTION CRAFT, BRADY, OR APPROVED EQUAL.
- ALL NEW MATERIAL SHALL HAVE A U.L. LABEL.
- CONDUIT ROUGH-IN SHALL BE COORDINATED WITH THE MECHANICAL EQUIPMENT TO AVOID LOCATION TO CONFLICTS. VERIFY WITH MECHANICAL CONTRACTOR AND COMPLY AS REQUIRED.
- ALL PANEL DIRECTORIES SHALL BE TYPED WRITTEN NOT HAND WRITTEN.
- INSTALL AN EQUIPMENT GROUNDING CONDUCTOR IN ALL CONDUITS PER THE SPECIFICATIONS AND NEC. THE EQUIPMENT GROUNDING CONDUCTORS SHALL BE BONDED AT ALL JUNCTION BOXES, PULL BOXES, AND ALL DISCONNECT SWITCHES, STARTERS, AND EQUIPMENT CABINETS.
- THE CONTRACTOR SHALL PREPARE AS-BUILT DRAWINGS, DOCUMENT ANY AND ALL WIRING AND EQUIPMENT CONDITIONS AND CHANGES WHILE COMPLETING THIS CONTRACT. SUBMIT AT SUBSTANTIAL COMPLETION.
- ALL DISCONNECT SWITCHES AND OTHER CONTROLLING DEVICES SHALL BE PROVIDED WITH ENGRAVED PHENOLIC NAMEPLATES INDICATING EQUIPMENT CONTROLLED, BRANCH CIRCUITS INSTALLED ON, AND PANEL FIELD LOCATIONS FED FROM (NO EXCEPTIONS)
- ALL ELECTRICAL DEVICES AND INSTALLATIONS OF THE DEVICES SHALL COMPLY WITH (ADA) AMERICANS WITH DISABILITIES ACT AS ADOPTED BY THE APPLICABLE STATE.
- PROVIDE CORE DRILLING AS NECESSARY FOR PENETRATIONS OR RISERS THROUGH BUILDING. DO NOT PENETRATE STRUCTURAL MEMBERS WITHOUT CONSTRUCTION MANAGERS APPROVAL. SLEEVES AND/OR PENETRATIONS IN FIRE RATED CONSTRUCTION SHALL BE PACKED WITH FIRE RATED MATERIAL WHICH SHALL MAINTAIN THE FIRE RATING OF THE WALL OR STRUCTURE. FILL FOR FLOOR PENETRATIONS SHALL PREVENT PASSAGE OF WATER, SMOKE, FIRE AND FUMES. ALL MATERIAL SHALL BE U.L. APPROVED FOR THIS PURPOSE.
- ELECTRICAL CHARACTERISTICS OF ALL EQUIPMENT (NEW AND EXISTING) SHALL BE FIELD VERIFIED WITH THE OWNER'S REPRESENTATIVE AND EQUIPMENT SUPPLIER PRIOR TO ROUGH-IN OF CONDUIT AND WIRE. ALL EQUIPMENT SHALL BE PROPERLY CONNECTED ACCORDING TO THE NAMEPLATE DATA FURNISHED ON THE EQUIPMENT (THE DESIGN OF THESE PLANS ARE BASED UPON BEST AVAILABLE INFORMATION AT THE TIME OF DESIGN AND SOME EQUIPMENT CHARACTERISTICS MAY VARY FROM DESIGN AS SHOWN ON THESE DRAWINGS).
- LOCATION OF ALL OUTLET, BOXES, ETC., AND THE TYPE OF CONNECTION (PLUG OR DIRECT) SHALL BE CONFIRMED WITH THE OWNER'S REPRESENTATIVE PRIOR TO ROUGH-IN.



SEAL TITE POWER CONDUIT CONNECTION TO PROPOSED EQUIPMENT DETAIL 4

24"x36" SCALE: NOT TO SCALE  
11"x17" SCALE: NOT TO SCALE

4



EQUIPMENT POWER CONDUIT CONNECTIONS 2

24"x36" SCALE: NOT TO SCALE  
11"x17" SCALE: NOT TO SCALE

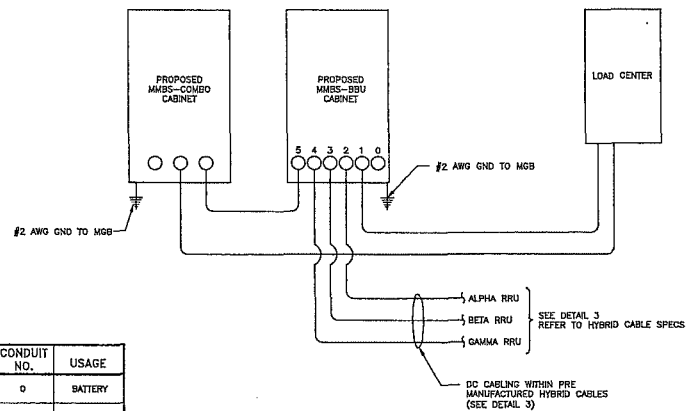
2

	TYPE 1	TYPE 2	TYPE 3
TOTAL LENGTH	~ 40m (131')	~ 70m (230')	~ 120m (394') (REQUIREMENT IS 300 FEET= 91.4m)
HYBRID POWER CABLE CONFIGURATION	(2) #8 AWG (5) #10 AWG	(2) #6 AWG (5) #8 AWG	(2) #4 AWG (5) #6 AWG
CABLE DIAMETER	32mm (1.25")	32mm (1.25")	35mm (1.41")
BENDING RADIUS	800mm (31.49")	800mm (31.49")	900mm (35.43")
OPTIC CABLE	LC/PC-TO-LC/PC SINGLE MODE	LC/PC-TO-LC/PC SINGLE MODE	LC/PC-TO-LC/PC SINGLE MODE
MMBS-BBU CABINET (POWER CABLE TERMINAL MAX. SIZE AWG 6)	-	-	AWG 4-> AWG 6 CONVERSION KIT NEEDED
RRU POWER CABLE SPEC	(8) #10 AWG	(8) #10 AWG	(8) #10 AWG
MON USE POWER AND OPTIC CABLE PROTECTION	2 PAIR POWER AND OPTIC CABLE WITH PE PIPE	2 PAIR POWER AND OPTIC CABLE WITH PE PIPE	2 PAIR POWER AND OPTIC CABLE WITH PE PIPE

HYBRID CABLE TYPE 3

24"x36" SCALE: NOT TO SCALE  
11"x17" SCALE: NOT TO SCALE

3



CONDUIT NO.	USAGE
0	BATTERY
1	AC/GROUND
2	RRU ALPHA
3	RRU BETA
4	RRU GAMMA
5	BATTERY

ELECTRICAL NOTES

- MINIMUM CABLE LENGTH BETWEEN THE DU AND BATTERY IS 70MM (2.75 in).
- MAXIMUM CABLE LENGTH DISTANCE IS 900mm (35.43" in).
- ROUTE DC CONDUCTORS IN CONDUITS TO PROPOSED MMBS-BBU CABINET 48VDC POWER DISTRIBUTION PANEL TO AND FROM PROPOSED MMBS-BATTERY CABINET.
- 48 VDC CABLES BETWEEN PROPOSED MMBS-BBU CABINET & RRU'S ARE FACTORY ASSEMBLED AND EQUIPPED WITH ONE PRE-TERMINATED END.

POWER DIAGRAM 1

24"x36" SCALE: NOT TO SCALE  
11"x17" SCALE: NOT TO SCALE

1



115 RANSOME STREET, SUITE 1400B  
SAN FRANCISCO, CA 94104

PT&S  
PACIFIC TELECOM SERVICES, LLC  
115 RANSOME STREET, SUITE 1400B  
SAN FRANCISCO, CA 94104

PROJECT INFORMATION:

NETWORK VISION MMBS LAUNCH  
**SAN FRANCISCO  
GENERAL HOSPITAL**  
SF54XC2II-A  
887 POTRERO AVENUE  
SAN FRANCISCO, CA 94110  
SAN FRANCISCO COUNTY

REVISIONS

REV.	DATE	DESCRIPTION	INITIALS
0	03/20/12	ISSUED FOR 80% CONSTRUCTION	CBK
1	04/17/12	REVISED FOR 90% CONSTRUCTION	AF
2	05/16/12	REVISED FOR 90% CONSTRUCTION	RLD
3	05/13/12	REVISED FOR 100% CONSTRUCTION	CBK

NOT FOR CONSTRUCTION UNLESS  
LABELED AS CONSTRUCTION SET

LICENSURE

SHEET TITLE:

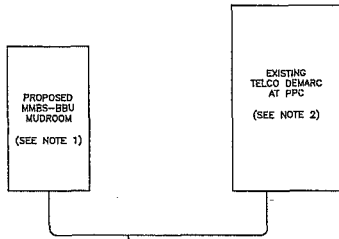
DC POWER DIAGRAM &  
POWER CONDUIT DETAILS

SHEET NUMBER:

E-2

REVISION:

3



(6) BLACK SHIELDED 24 AWG CATS<sub>6</sub> IN PROPOSED 2" CONDUIT

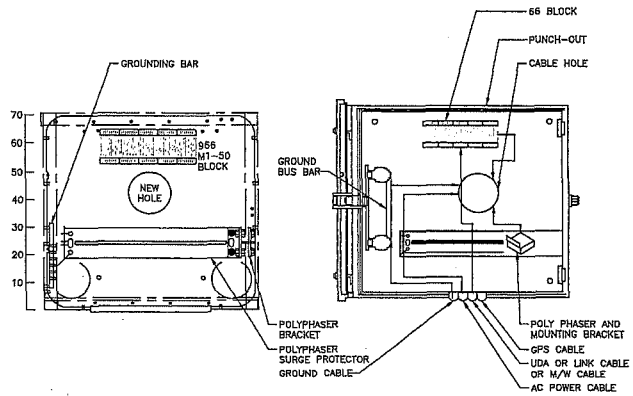
**NOTES**

- CONTRACTOR SHALL INSTALL RJ-45 ENDS ON ALL (6) RUNS OF CATS<sub>6</sub> INTO MMBS-BBU MUDROOM.
- CONTRACTOR TO INSTALL NEW 66 BLOCK IN EXISTING TELCO BOX NEXT TO EXISTING PPC CABINET.

**TELCO RISER DETAIL**

24"x36" SCALE, NOT TO SCALE  
11'-2 1/2" SCALE, NOT TO SCALE

4



**MUDROOM ELECTRICAL DETAIL**

24"x36" SCALE, NOT TO SCALE  
11'-2 1/2" SCALE, NOT TO SCALE

2

CKT	LOAD DESCRIPTION	BREAKER AMPS	BREAKER POLES	BREAKER STATUS	SERVICE LOAD VA	USAGE FACTOR	PHASE A VA	PHASE B VA	PHASE C VA	USAGE FACTOR	SERVICE LOAD VA	BREAKER AMPS	BREAKER POLES	BREAKER STATUS	LOAD DESCRIPTION	CKT
1	RECT 183	80	2	ON	4330	1.25	5428	0.00	0	0	0	80	2	ON	60 SURGE ARRESTOR	7
2	---	---	---	---	---	---	---	---	---	---	---	---	---	---	---	---
3	RECT 284	80	2	ON	4330	1.25	5428	1.00	200	0	0	80	2	ON	16 TELCO FAN	8
4	---	---	---	---	---	---	---	---	---	---	---	---	---	---	---	---
5	RECT 847	80	2	ON	4330	1.25	5428	1.00	800	0	0	80	2	ON	15 LIGHT	11
6	---	---	---	---	---	---	---	---	---	---	---	---	---	---	---	---
7	---	---	---	---	---	---	---	---	---	---	---	---	---	---	---	---
8	---	---	---	---	---	---	---	---	---	---	---	---	---	---	---	---
9	---	---	---	---	---	---	---	---	---	---	---	---	---	---	---	---
10	---	---	---	---	---	---	---	---	---	---	---	---	---	---	---	---
11	---	---	---	---	---	---	---	---	---	---	---	---	---	---	---	---
12	---	---	---	---	---	---	---	---	---	---	---	---	---	---	---	---
EXISTING LOADING											1720	1840	VA	TOTAL RVA	33.81	
													AMPS	138.20		

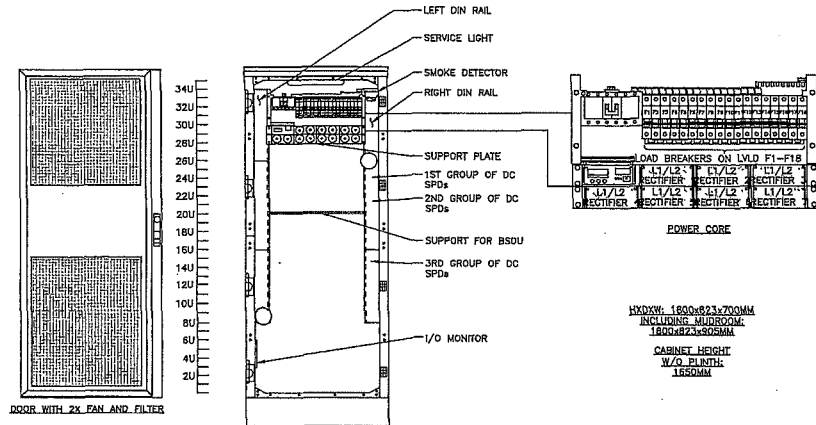
CKT	LOAD DESCRIPTION	BREAKER AMPS	BREAKER POLES	BREAKER STATUS	SERVICE LOAD VA	USAGE FACTOR	PHASE A VA	PHASE B VA	PHASE C VA	USAGE FACTOR	SERVICE LOAD VA	BREAKER AMPS	BREAKER POLES	BREAKER STATUS	LOAD DESCRIPTION	CKT
1	RECT 183	80	2	ON	4330	1.25	5428	0.00	0	0	0	80	2	ON	60 SURGE ARRESTOR	7
2	---	---	---	---	---	---	---	---	---	---	---	---	---	---	---	---
3	RECT 284	80	2	ON	4330	1.25	5428	1.00	200	0	0	80	2	ON	16 TELCO FAN	8
4	---	---	---	---	---	---	---	---	---	---	---	---	---	---	---	---
5	RECT 847	80	2	ON	4330	1.25	5428	1.00	800	0	0	80	2	ON	15 LIGHT	11
6	---	---	---	---	---	---	---	---	---	---	---	---	---	---	---	---
7	---	---	---	---	---	---	---	---	---	---	---	---	---	---	---	---
8	---	---	---	---	---	---	---	---	---	---	---	---	---	---	---	---
9	---	---	---	---	---	---	---	---	---	---	---	---	---	---	---	---
10	---	---	---	---	---	---	---	---	---	---	---	---	---	---	---	---
11	---	---	---	---	---	---	---	---	---	---	---	---	---	---	---	---
12	---	---	---	---	---	---	---	---	---	---	---	---	---	---	---	---
MIGRATION LOADING											1933	2040	VA	TOTAL RVA	40.31	
													AMPS	168.10		

CKT	LOAD DESCRIPTION	BREAKER AMPS	BREAKER POLES	BREAKER STATUS	SERVICE LOAD VA	USAGE FACTOR	PHASE A VA	PHASE B VA	PHASE C VA	USAGE FACTOR	SERVICE LOAD VA	BREAKER AMPS	BREAKER POLES	BREAKER STATUS	LOAD DESCRIPTION	CKT
1	BANKING MARS BATTERY CABINET	15	2	ON	400	1.00	400	0.00	0	0	0	15	2	ON	---	9
2	---	---	---	---	---	---	---	---	---	---	---	---	---	---	---	---
3	RECT 284 (SPARE)	80	2	ON	0	0.00	200	1.00	200	0	0	80	2	ON	16 TELCO FAN	8
4	---	---	---	---	---	---	---	---	---	---	---	---	---	---	---	---
5	RECT 847 (SPARE)	80	2	ON	0	0.00	800	1.00	800	0	0	80	2	ON	15 LIGHT	11
6	---	---	---	---	---	---	---	---	---	---	---	---	---	---	---	---
7	---	---	---	---	---	---	---	---	---	---	---	---	---	---	---	---
8	---	---	---	---	---	---	---	---	---	---	---	---	---	---	---	---
9	---	---	---	---	---	---	---	---	---	---	---	---	---	---	---	---
10	---	---	---	---	---	---	---	---	---	---	---	---	---	---	---	---
11	---	---	---	---	---	---	---	---	---	---	---	---	---	---	---	---
12	---	---	---	---	---	---	---	---	---	---	---	---	---	---	---	---
FINAL LOADING											2290	850	VA	TOTAL RVA	18.19	
													AMPS	79.02		

**EXISTING 200AMP PANEL SCHEDULE**

24"x36" SCALE, NOT TO SCALE  
11'-2 1/2" SCALE, NOT TO SCALE

3



**MMS-BBU ELECTRICAL DETAIL**

24"x36" SCALE, NOT TO SCALE  
11'-2 1/2" SCALE, NOT TO SCALE

1



115 BANCROME STREET, SUITE 1400B  
SAN FRANCISCO, CA 94104



**PROJECT INFORMATION**

NETWORK VISION MMBTS LAUNCH  
**SAN FRANCISCO GENERAL HOSPITAL**  
SF54XC2II-A  
887 POTRERO AVENUE  
SAN FRANCISCO, CA 94110  
SAN FRANCISCO COUNTY

**REVISIONS**

REV.	DATE	DESCRIPTION	INITIALS
0	03/20/12	ISSUED FOR 90% CONSTRUCTION	CBK
1	04/17/12	REVISED FOR 90% CONSTRUCTION	AF
2	05/16/12	REVISED FOR 90% CONSTRUCTION	RLD
3	06/13/12	REVISED FOR 100% CONSTRUCTION	CBK

NOT FOR CONSTRUCTION UNLESS LABELED AS CONSTRUCTION SET

**LICENSEURE**

**SHEET TITLE**


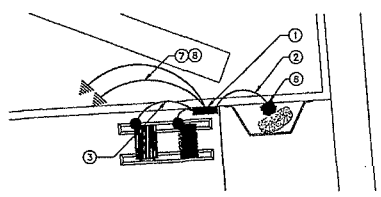
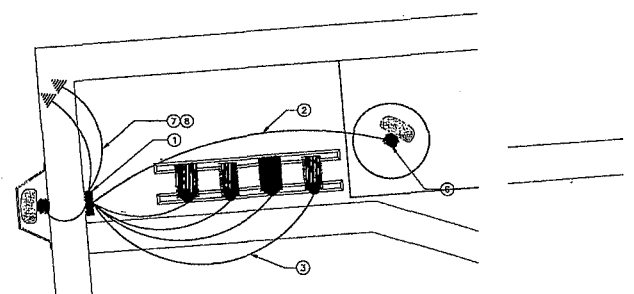
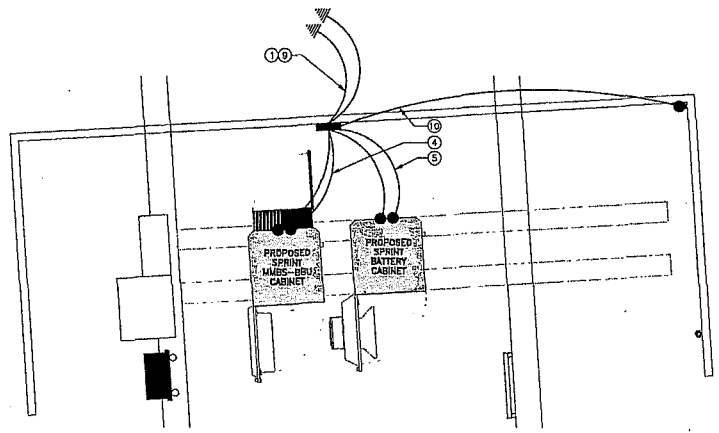
POWER & TELCO DETAILS

**SHEET NUMBER**

E-3

**REVISION**

3



**GROUNDING KEYED NOTES:**

- ① EXISTING ANTENNA GROUND BUS BAR (FIELD VERIFY)
- ② #6 AWG ANTENNA MOUNT GROUND TO ANTENNA GROUND BUS BAR (TYP OF 8). SEE DETAIL 2/E-5
- ③ #6 AWG GROUND FROM RRU TO ANTENNA GROUND BUS BAR. (TYP OF 9) SEE DETAIL 2/E-5
- ④ (2) #2 AWG GROUND FROM MMBTS-BBU CABINET TO THE INTO EXISTING GROUND BUS BAR. SEE DETAIL 2/E-5
- ⑤ (2) #2 AWG GROUND FROM BATTERY CABINET TO THE INTO EXISTING GROUND BUS BAR. SEE DETAIL 2/E-5
- ⑥ CAD WELD (TYP). SEE DETAIL 1/E-5.
- ⑦ GC SHALL VERIFY (2) #2 AWG THIN GROUND LEADS FROM EACH OF SEVERAL REMOTE INDIVIDUAL BUSES TO BE COLLECTED AT ONE MAIN MMB AND FURTHER ROUTED TO BUILDING STEEL OR OTHER DESIGNATED BUILDING GROUNDING SYSTEM (FINAL DESIGNATED POINT OF GROUNDING TO BE COORDINATED WITH BUILDING OWNER).
- ⑧ ALL ROOF TOP GROUND LEADS SHALL BE THERMOPLASTIC HIGH HEAT-RESISTANT NYLON-COATED (TYP).
- ⑨ WHERE APPLICABLE, GC'S ELECTRICAL SUBCONTRACTOR SHALL COORDINATE WITH CM AND BUILDING OWNER ON TYING INTO EXISTING BUILDING GROUNDING SYSTEM FOR NEW ELECTRICAL & TELCO PANEL(S) AT SAME LOCATION AS EXISTING ELECTRICAL & TELCO SERVICE.
- ⑩ #6 AWG GROUND FROM GPS ANTENNA TO THE INTO EXISTING GROUND BUS BAR. SEE DETAIL 2/E-5

**GROUNDING NOTES & LEGEND**

- GENERAL GROUNDING NOTES**
1. ALL DETAILS ARE SHOWN IN GENERAL TERMS. ACTUAL INSTALLATION AND CONSTRUCTION MAY VARY DUE TO SITE SPECIFIC CONDITIONS.
  2. GROUND ALL ANTENNA BASES, FRAMES, CABLE RUNS, AND OTHER METALLIC COMPONENTS USING GROUND WIRES AND CONNECT TO SURFACE MOUNTED BUS BARS. FOLLOW ANTENNA AND BTS MANUFACTURERS PRACTICES FOR GROUNDING REQUIREMENTS. GROUND COAX SHIELD AT BOTH ENDS AND EXIT FROM TOWER OR POLE USING MFR'S PRACTICES.
  3. ALL GROUND CONNECTIONS SHALL BE CADWELDED. ALL WIRES SHALL BE COPPER THIN/TWINE. ALL GROUND WIRE SHALL BE GREEN INSULATED WIRE ABOVE GROUND.
  4. CONTRACTOR TO VERIFY AND TEST GROUND TO SOURCE. GROUNDING AND OTHER OPERATIONAL TESTING WILL BE WITNESSED BY SPRINT WIRELESS, LLC REPRESENTATIVE.
  5. REFER TO DIVISION 16 GENERAL ELECTRIC; GENERAL ELECTRICAL. PROVIDE AND COMPLY WITH ALL REQUIREMENTS OF GROUNDING STANDARDS. ELECTRICAL CONTRACTOR SHALL OBTAIN, REVIEW, PROVIDE TRAINING AND FULLY IMPLEMENT ALL GUIDELINES & REQUIREMENTS ASSOCIATED WITH SPRINT STANDARD GROUNDING METHODS FOR ROOF TOP INSTALLATIONS, INCLUDING METHOD FOR CONNECTIVITY FROM ROOF TOP MMB TO BUILDING GROUND SYSTEM (SPRINT STANDARD GROUNDING METHODS MOST RECENT REVISIONS SHALL BE REFERENCED)
  6. ELECTRICAL CONTRACTOR TO PROVIDE DETAILED DESIGN OF GROUNDING SYSTEM AND RECEIVE APPROVAL OF DESIGN BY AUTHORIZED SPRINT MOBILITY REPRESENTATIVE. PRIOR TO INSTALLATION OF GROUNDING SYSTEM. PHOTO DOCUMENT ALL CADWELDS AND GROUND RING
  7. NOTIFY CONSTRUCTION MANAGER IF THERE ARE ANY DIFFICULTIES INSTALLING GROUNDING SYSTEM DUE TO SITE CONDITIONS.

- GROUNDING ROD NOTES**  
(WHERE APPLICABLE)
1. ELECTRICAL CONTRACTOR SHALL ORDER GROUND RESISTANCE TESTING ONCE THE GROUND SYSTEM HAS BEEN INSTALLED; A QUALIFIED INDIVIDUAL UTILIZING THE FALL OF POTENTIAL METHOD, SHOULD PERFORM THE TEST. THE REPORT WILL SHOW THE LOCATION OF THE TEST AND CONTAIN NO LESS THAN 9 TEST POINTS ALONG THE TESTING LINE. GRAPHED OUT TO SHOW THE PLATEAU.
  2. POINT GROUND TEST OR 3 POINT 62K TESTS WILL NOT BE ACCEPTED AS ALTERNATIVES TO THE AFORE MENTIONED GROUND TESTS. TEST SHALL BE PERFORMED WHILE THE COUNTERPOISE IS ISOLATED FROM THE A/C SYSTEM GRIDS AND EXISTING COMMUNICATING FACILITY.

SYMBOL	DESCRIPTION	SYMBOL	DESCRIPTION
⊗	COPPER GROUND ROD	⊗	TEST WELL
●	CADWELD CONNECTION	■	GROUND BAR
■	SIDE SPLICE CADWELD	— —	GROUND BAR
⚡	FIELD VERIFY & TIE INTO EXISTING GROUNDING SYSTEM		



116 SANDOME STREET, SUITE 1400B  
SAN FRANCISCO, CA 94104



**PROJECT INFORMATION:**

NETWORK VISION MMBTS LAUNCH  
**SAN FRANCISCO GENERAL HOSPITAL**  
SF54XC211-A  
887 POTRERO AVENUE  
SAN FRANCISCO, CA 94110  
SAN FRANCISCO COUNTY

**REVISIONS**

REV.	DATE	DESCRIPTION	DATE
0	03/20/12	ISSUED FOR 80% CONSTRUCTION	CBK
1	04/17/12	REVISED FOR 80% CONSTRUCTION	AF
2	05/16/12	REVISED FOR 90% CONSTRUCTION	RLD
3	06/13/12	REVISED FOR 100% CONSTRUCTION	CBK

NOT FOR CONSTRUCTION UNLESS LABELED AS CONSTRUCTION SET

**LICENSURE:**

**SHEET TITLE:**

SCHEMATIC GROUNDING PLAN

SHEET NUMBER: REVISION:

E-4

3

24"x36" SCALE: 1/2" = 1'-0"  
11"x17" SCALE: 1/4" = 1'-0"

**SCHEMATIC GROUNDING PLAN | 1**

THE INFORMATION CONTAINED IN THIS SET OF CONSTRUCTION DOCUMENTS IS PROPRIETARY BY NATURE. ANY USE OR DISCLOSURE OTHER THAN THAT WHICH RELATES TO CARRIER SERVICES IS STRICTLY PROHIBITED.



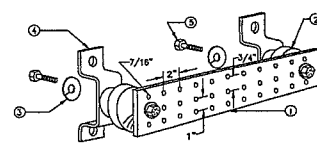
118 RANSOME STREET, SUITE 1400B  
SAN FRANCISCO, CA 94104



118 RANSOME STREET, SUITE 1400B  
SAN FRANCISCO, CA 94104

PROJECT INFORMATION:

NETWORK VISION MMBTS LAUNCH  
**SAN FRANCISCO**  
**GENERAL HOSPITAL**  
SF54XC211-A  
887 POTRERO AVENUE  
SAN FRANCISCO, CA 94110  
SAN FRANCISCO COUNTY



- NOTE:
1. GALVANIZED STEEL GROUND BAR, HOLE CENTERS TO MATCH NEMA DOUBLE LUG CONFIGURATION. (ACTUAL GROUND BAR SIZE WILL VARY BASED ON NUMBER OF GROUND CONNECTIONS)
  2. INSULATORS, NEWTON INSTRUMENT CAT. NO. 3061-4 OR APPROVED EQUAL.
  3. 5/8" LOCK WASHERS, NEWTON INSTRUMENT CO., CAT. NO. 3015-8 OR APPROVED EQUAL.
  4. WALL MOUNTING BRACKET, NEWTON INSTRUMENT CO., CAT. NO. A-6056 OR APPROVED EQUAL.
  5. 5/8-11 X 1" HHCS BOLTS, NEWTON INSTRUMENT CO., CAT. NO. 3012-1 OR APPROVED EQUAL.
  6. INSULATORS SHALL BE ELIMINATED WHEN BONDING DIRECTLY TO TOWER/MONOPOLE STRUCTURE. CONNECTION TO TOWER/MONOPOLE STRUCTURE SHALL BE PER MANUFACTURERS RECOMMENDATIONS.

NOT USED 10  
24"x36" SCALE: NOT TO SCALE  
11"x17" SCALE: NOT TO SCALE

GROUND BAR (IF REQUIRED) 9  
24"x36" SCALE: NOT TO SCALE  
11"x17" SCALE: NOT TO SCALE

REVISIONS

REV.	DATE	DESCRIPTION	INITIALS
0	03/20/12	ISSUED FOR 90% CONSTRUCTION	CBK
1	04/17/12	REVISED FOR 90% CONSTRUCTION	AF
2	05/16/12	REVISED FOR 90% CONSTRUCTION	RLD
3	06/13/12	REVISED FOR 100% CONSTRUCTION	CBK

NOT FOR CONSTRUCTION UNLESS  
LABELED AS CONSTRUCTION SET

LICENSURE

Blank area for licensure information.

SHEET TITLE

GROUNDING DETAILS

SHEET NUMBER:

E-5

REVISION:

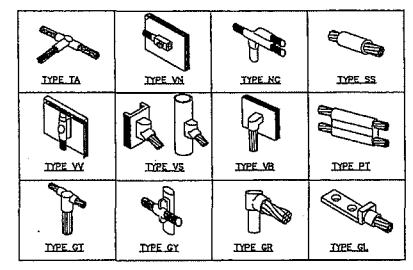
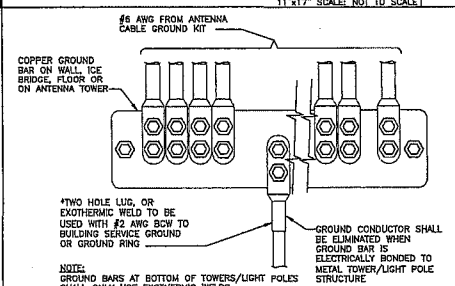
3

NOT USED 8  
24"x36" SCALE: NOT TO SCALE  
11"x17" SCALE: NOT TO SCALE

NOT USED 7  
24"x36" SCALE: NOT TO SCALE  
11"x17" SCALE: NOT TO SCALE

NOT USED 6  
24"x36" SCALE: NOT TO SCALE  
11"x17" SCALE: NOT TO SCALE

NOT USED 5  
24"x36" SCALE: NOT TO SCALE  
11"x17" SCALE: NOT TO SCALE



NOT USED 4  
24"x36" SCALE: NOT TO SCALE  
11"x17" SCALE: NOT TO SCALE

NOT USED 3  
24"x36" SCALE: NOT TO SCALE  
11"x17" SCALE: NOT TO SCALE

NOT USED 2  
24"x36" SCALE: NOT TO SCALE  
11"x17" SCALE: NOT TO SCALE

NOT USED 1  
24"x36" SCALE: NOT TO SCALE  
11"x17" SCALE: NOT TO SCALE

EXHIBIT B

[Date]

Mr. John Updike  
Director of Property  
25 Van Ness Avenue, Suite 400  
San Francisco, CA 94102

RE: Acknowledgment of Commencement Date and Expiration Date, Lease Between  
SPRINT SPECTRUM L.P (Tenant), and the CITY AND COUNTY OF  
SAN FRANCISCO (Landlord), for Communications Site premises located at  
887 Potrero Avenue, San Francisco

Dear Mr. Updike:

This letter will confirm that for all purposes of the Lease, the Commencement Date (as defined in Section 3.2 of the Lease) is \_\_\_\_\_, 2015.

Please acknowledge your acceptance of this letter by signing and returning a copy of this letter.

Very truly yours,

\_\_\_\_\_

By: \_\_\_\_\_

Title: \_\_\_\_\_

Accepted and Agreed:

By:

John Updike, Director of Property

Dated: \_\_\_\_\_



EXHIBIT C

APPROVED TENANT'S PLANS AND SPECIFICATIONS



NETWORK VISION MMBT5 LAUNCH  
**SAN FRANCISCO  
 GENERAL HOSPITAL**  
 SF54XC211-A  
**ROOFTOP**  
 955 POTRERO AVENUE  
 SAN FRANCISCO, CA 94110  
 SAN FRANCISCO COUNTY  
 LATITUDE: 37° 45' 19.0002" N (37.75527778)  
 LONGITUDE: 122° 24' 21.9997" W (-122.40611110)  
 SF BAY MARKET

**APPROVED**  
 Dept. of Building Ins.

955 POTRERO



115 SANSONE STREET, SUITE 1408  
 SAN FRANCISCO, CA 94104



115 SANSONE STREET, SUITE 1408  
 SAN FRANCISCO, CA 94104

PROJECT INFORMATION:  
 NETWORK VISION MMBT5 LAUNCH  
**SAN FRANCISCO  
 GENERAL HOSPITAL**  
 SF54XC211-A  
 955 POTRERO AVENUE  
 SAN FRANCISCO, CA 94110  
 SAN FRANCISCO COUNTY

REVISIONS			
REV.	DATE	DESCRIPTION	INITIALS
0	03/20/12	ISSUED FOR WORK CONSTRUCTION	CSK
1	04/17/12	REVISED FOR 90% CONSTRUCTION	AF
2	05/16/12	REVISED FOR 90% CONSTRUCTION	RLD
3	06/15/12	REVISED FOR 100% CONSTRUCTION	CSK

NOT FOR CONSTRUCTION UNLESS LABELLED AS CONSTRUCTION SET

LICENSURE



SHEET TITLE:

TITLE SHEET

SHEET NUMBER: T-1

REVISION: 3

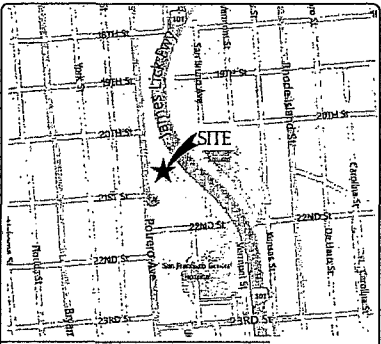
2012 0625 3319

**CALIFORNIA STATE CODE COMPLIANCE:**  
 ALL WORK AND MATERIALS SHALL BE PERFORMED AND INSTALLED IN ACCORDANCE WITH THE CURRENT EDITIONS OF THE FOLLOWING CODES AS ADOPTED BY THE LOCAL GOVERNING AUTHORITIES. NOTHING IN THESE PLANS IS TO BE CONSTRUED TO PERMIT WORK NOT CONFORMING TO THESE CODES.

- CALIFORNIA ADMINISTRATIVE CODE (INCL. TITLE 24 & 25)
- 2010 CALIFORNIA BUILDING CODE
- CITY/COUNTY ORDINANCES
- BUILDING OFFICIALS & CODE ADMINISTRATORS (BOCA)
- 2010 MECHANICAL CALIFORNIA CODE
- ANSI/ISA-92.2-1 LIFE SAFETY CODE NFPA-101
- 2010 CALIFORNIA PLUMBING CODE
- 2010 CALIFORNIA ELECTRICAL CODE
- 2010 LOCAL BUILDING CODE

*2010 CALIFORNIA FIRE CODE*  
*2010 SAN FRANCISCO FIRE CODE, AND ALL ACCESSIBILITY REQUIREMENTS: Applicable Amendments*

FACILITY IS UNMANNED AND NOT FOR HUMAN HABITATION. HANDICAPPED ACCESS REQUIREMENTS ARE NOT REQUIRED IN ACCORDANCE WITH THE 2010 CALIFORNIA BUILDING CODE.



VICINITY MAP

SPRINT PROPOSES TO MODIFY AN EXISTING UNMANNED TELECOMMUNICATIONS FACILITY

- (3) EXISTING PANEL ANTENNAS TO BE NOT-SWAPPED WITH (3) NEW PANEL ANTENNAS (1 ANTENNA PER SECTOR).
- (3) EXISTING EQUIPMENT CABINETS TO BE REMOVED AND (2) NEW EQUIPMENT CABINETS TO BE INSTALLED.
- ANTENNA TRANSMISSION LINES FROM EQUIPMENT CABINETS TO ANTENNAS-PANTER TO MATCH AS APPLICABLE PER PLANS.
- INSTALL FIBER AND NID EQUIPMENT.
- EXISTING 200AMP POWER SERVICE TO REMAIN.

**PROJECT DESCRIPTION**

**APPLICANT:**  
 SPRINT  
 6500 SPRINT PARKWAY  
 OVERLAND PARK, KS 66251  
 PH: (866) 400-8040

**PROPERTY INFORMATION:**  
 PROPERTY OWNER: CITY AND COUNTY OF SAN FRANCISCO  
 ADDRESS: 1001 POTRERO AVENUE  
 SAN FRANCISCO, CA 94110

**CONTACTS:** ERIC KONDO  
 PH: (415) 208-8523

**ZONING CLASSIFICATION:** P (PUBLIC)

**BUILDING CODES:** 2010 CBC

**CONSTRUCTION TYPE:** MA, IB

**OCCUPANCY:** I, S-2

**JURISDICTION:** SAN FRANCISCO COUNTY

**CURRENT USE:** TELECOMMUNICATIONS FACILITY

**PROPOSED USE:** TELECOMMUNICATIONS FACILITY

**HEIGHT & BULK:** 105-E

**PARCEL NUMBER(S):** 4090-002

**APPROVED**  
 DEPT. OF BUILDING INS.  
 7/18/12

**RECEIVED**  
 JUN 25 2012

**DRIVING DIRECTIONS**

**PROJECT SUMMARY**

SHEET	DESCRIPTION
T-1	TITLE SHEET
T-2	BATTERY SPECIFICATIONS & DATA CHART
T-3	ANTENNA SPECIFICATIONS & SCHEDULE
T-4	EMF REPORT
T-5	EMF REPORT
T-6	EMF REPORT
T-7	FIRE DEPARTMENT CHECKLIST
C-1	GENERAL NOTES & SYMBOLS
A-1	SITE PLAN
A-2	EXISTING EQUIPMENT/LEASE AREA PLAN & ANTENNA PLAN
A-2A	EQUIPMENT/LEASE AREA PLAN (DURING)
A-3	PROPOSED EQUIPMENT/LEASE AREA PLAN & ANTENNA PLAN
A-4	EXISTING & PROPOSED WEST ELEVATION
A-5	EXISTING & PROPOSED NORTH ELEVATION
A-6	EQUIPMENT DETAILS
A-7	EQUIPMENT DETAILS
A-8	CABLE COLOR CODING REQUIREMENTS
F-1	FIBER PLAN
F-2	FIBER ONE-LINE DIAGRAM
F-3	FIBER INSTALLATION DETAILS
E-1	ELECTRICAL SINGLE-LINE DIAGRAM & NOTES
E-2	DC POWER DIAGRAM & POWER CONDUIT DETAILS
E-3	POWER & TELCO DETAILS
E-4	SCHEMATIC GROUNDING PLAN
E-5	GROUNDING DETAILS

**SHEET INDEX**

**ARCHITECT:**  
 THOMAS HOLLAND  
 PACIFIC TELECOM SERVICES, LLC  
 115 SANSONE STREET, SUITE 14008  
 SAN FRANCISCO, CA 94104  
 CONTACT: JAMILLA SOLBY  
 PH: (415) 714-5009

**ZONING MANAGER:**  
 MOORE, INC.  
 115 SANSONE STREET, SUITE 14008  
 SAN FRANCISCO, CA 94104  
 CONTACT: COURTNEY LAL  
 PH: (510) 208-4855

**LEASING MANAGER:**  
 MOORE, INC.  
 115 SANSONE STREET, SUITE 14008  
 SAN FRANCISCO, CA 94104  
 CONTACT: ERIC DYAN  
 PH: (510) 208-4855

**CONSTRUCTION MANAGER:**  
 OVERLAND CONTRACTING  
 2899 DAK ROAD, SUITE 490  
 WALNUT CREEK, CA 94597  
 CONTACT: AYT CLUNNINGHAM  
 PH: (925) 952-0888

**POWER COMPANY:**  
 PACIFIC GAS AND ELECTRIC  
 PH: (609) 743-5000

**TELCO COMPANY:**  
 AT&T  
 PH: T.B.D.

**EQUIPMENT PROVIDER:**  
 SAMSUNG TELECOMMUNICATIONS AMERICA (STA)  
 1301 EAST LOCKPORT DRIVE  
 RICHMOND, TX 75286  
 PH: (972) 761-7000

**APPROVED**  
 DEPT. OF BUILDING INS.  
 7/18/12

**RECEIVED**  
 JUN 25 2012

**DRIVING DIRECTIONS**

**PROJECT TEAM**

All cell new services & grounding branches, provide "WARNING" tape at 12" below grade.

**DIG ALERT**  
 "CALL BEFORE YOU DIG"  
 1-800-227-2600  
 UTILITY NOTIFICATION CENTER OF NORTHERN CALIFORNIA

APPROVAL	SIGNATURE	DATE
PROJECT MANAGER		
CONSTRUCTION MANAGER		
RF ENGINEER		
SITE ACQUISITION		
PLANNING CONSULTANT		
PROPERTY OWNER		
SPRINT REPRESENTATIVE		

**SIGNATURE BLOCK**

FROM SAN FRANCISCO INTERNATIONAL AIRPORT, CA

- DEPART FROM SAN FRANCISCO INTERNATIONAL AIRPORT, CA
- DEPART FROM SAN FRANCISCO INTERNATIONAL AIRPORT, CA
- TAKE RAMP RIGHT FOR 15-101 NORTH TOWARD SAN FRANCISCO
- TAKE RAMP RIGHT TOWARD POTRERO AVENUE / CESAR CHAVEZ ST
- KEEP STRAIGHT ONTO POTRERO AVE
- ARRIVE AT 957 POTRERO AVE, SAN FRANCISCO, CA 94110-2849

**RECEIVED**  
 2012-06-25-3319

**APPROVED**  
 DEPT. OF BUILDING INS.  
 7/18/12

**DRIVING DIRECTIONS**

IF BATTERY AMOUNT EXCEEDS 50 GAL FROM THE CELL SIDE LEADERS COLLECTIVELY, BUILDING/PROPERTY OWNER SHALL BE RESPONSIBLE FOR BATTERY PERMIT AND COMPLIANCE WITH SECTION 6.08 OF THE FIRE CODE.

**NEARADA**

**SECTION 1: GENERAL INFORMATION**

**SECTION 2: CONTROL MEASURES**

**SECTION 3: HAZARDOUS COMPONENTS**

**SECTION 4: PHYSICAL DATA**

**SECTION 5: FLAMMABILITY DATA**

**SECTION 6: TRANSPORTATION REGULATIONS**

**NEARADA POWER SOURCE CO., LTD.**

**NEARADA**

**MATERIAL SAFETY DATA SHEET**

**SECTION 1: PRODUCT AND MANUFACTURER**

**SECTION 2: HAZARDOUS COMPONENTS**

**SECTION 3: PHYSICAL DATA**

**SECTION 4: FLAMMABILITY DATA**

**SECTION 5: TRANSPORTATION REGULATIONS**

**NEARADA POWER SOURCE CO., LTD.**

**NEARADA**

**SECTION 7: ELECTRICAL DATA**

**SECTION 8: PERFORMANCE CHARACTERISTICS**

**SECTION 9: DISCHARGE DATA**

**SECTION 10: TEMPERATURE EFFECTS**

**SECTION 11: SAFETY DATA**

**SECTION 12: ENVIRONMENTAL DATA**

**SECTION 13: PACKAGING DATA**

**SECTION 14: STORAGE DATA**

**SECTION 15: REPAIR DATA**

**SECTION 16: OTHER DATA**

**NEARADA POWER SOURCE CO., LTD.**

**NEARADA**

**SECTION 7: ELECTRICAL DATA**

**SECTION 8: PERFORMANCE CHARACTERISTICS**

**SECTION 9: DISCHARGE DATA**

**SECTION 10: TEMPERATURE EFFECTS**

**SECTION 11: SAFETY DATA**

**SECTION 12: ENVIRONMENTAL DATA**

**SECTION 13: PACKAGING DATA**

**SECTION 14: STORAGE DATA**

**SECTION 15: REPAIR DATA**

**SECTION 16: OTHER DATA**

**NEARADA POWER SOURCE CO., LTD.**

**CFC CHAPTER 6 COMPLIANCE**

TOTAL ELECTROLYTE = 16 BATTERIES X 2.49 GAL/BATTERY = 39.84 GAL  
(SINCE <50 GAL OF ELECTROLYTE, CFC CHAPTER 6, SECTION 608 NOT APPLICABLE)

**BATTERY INFORMATION**

BATTERY MODEL	TOTAL # OF BATTERY UNITS INSTALLED	TOTAL ELECTROLYTE VOLUME (GAL.) PER UNIT	TOTAL ELECTROLYTE WEIGHT (LBS.) PER UNIT	% SULFURIC ACID BY VOLUME	ACID VOLUME/UNIT ELECTROLYTE VOLUME PER UNIT
NARADA POWER SOURCE CO. MODEL # 12ND1190 (485-571) 228-27013	16	2.49 GAL.	27.249 LBS.	33%	1.45 GAL./2.49 GAL.

**BATTERY DATA CHART 2**

% SULFURIC ACID BY WEIGHT = TOTAL ACID WEIGHT / TOTAL ELECTROLYTE WEIGHT	TOTAL SULFURIC ACID (GAL.) = TOTAL UNITS X ELECTROLYTE VOLUME/UNITS	TOTAL SULPHURIC ACID WEIGHT (LBS.) = TOTAL UNITS X 11.124 LBS.
40.3% = 11.124 LBS. / 27.249 LBS.	23.2 GAL. = 16 UNITS X 1.45 GAL./UNIT	177.98 LBS. = 16 UNITS X 11.124 LBS.

**APPROVED**  
Dept. of Building Insp.

DEC 17 2011  
T. G. H.  
INSPECTOR  
DEPT. OF BUILDING INSPECTION

Tracy Lau, DBI  
SEP 13 2012

stored energy solutions for a demanding world

**NEARADA**

Model # 12ND1190

Charging Parameters

Charge Voltage (Volts)	Current (Amps)	Time (Hours)
14.4	1.0	1.0
14.4	1.0	1.0
14.4	1.0	1.0
14.4	1.0	1.0

Discharge Currents, Discharge Voltage

Discharge Current (Amps)	Discharge Voltage (Volts)	Discharge Time (Hours)
1.0	1.0	1.0
1.0	1.0	1.0
1.0	1.0	1.0
1.0	1.0	1.0

stored energy solutions for a demanding world

**NEARADA**

Model # 12ND1190

Specifications

Model # 12ND1190

Capacity: 11.124 Ah @ 20°C (25°C)

Voltage: 12V (NOM)

Weight: 27.249 lbs (12.36 kg)

Dimensions: 10.5" x 5.5" x 5.5"

Operating Temperature: -20°C to 50°C (-4°F to 122°F)

Storage Temperature: -20°C to 50°C (-4°F to 122°F)

Self-Discharge: 3% per month at 25°C (77°F)

Recharge: 100% in 10 hours at 1.0A (20°C)

Charging Current Limit: 1.0A (20°C)

Charging Voltage Limit: 14.4V (20°C)

Charging Time: 10 hours (20°C)

Discharge Data and Operating Parameters

Discharge Current (Amps)	Discharge Voltage (Volts)	Discharge Time (Hours)
1.0	1.0	1.0
1.0	1.0	1.0
1.0	1.0	1.0
1.0	1.0	1.0




**PROJECT INFORMATION**

NETWORK VISION MMIBTS LAUNCH  
**SAN FRANCISCO GENERAL HOSPITAL**  
SF54XC2II-A  
955 POTRERO AVENUE  
SAN FRANCISCO, CA 94110  
SAN FRANCISCO COUNTY

**REVISIONS**

REV.	DATE	DESCRIPTION	INITIALS
0	03/20/12	ISSUED FOR 90% CONSTRUCTION	CBK
1	04/17/12	REVISED FOR 90% CONSTRUCTION	AF
2	05/18/12	REVISED FOR 90% CONSTRUCTION	BLD
3	05/13/12	REVISED FOR 100% CONSTRUCTION	CBK

NOT FOR CONSTRUCTION UNLESS LABELED AS CONSTRUCTION SET

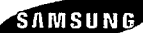


**SHEET TITLE**

BATTERY SPECIFICATIONS & DATA CHART

**SHEET NUMBER:** T-2

**REVISION:** 3



115 BANSOME STREET, SUITE 1400  
SAN FRANCISCO, CA 94104



PROJECT INFORMATION:

NETWORK VISION MMBTS LAUNCH  
**SAN FRANCISCO  
GENERAL HOSPITAL**  
SF54XC2II-A  
955 POTRERO AVENUE  
SAN FRANCISCO, CA 94110  
SAN FRANCISCO COUNTY

ANTENNA SCHEDULE

SECTOR	TECHNOLOGY	ANTENNA MODEL	RAD CENTER	AZIMUTH	RRU FREQ.	RRU MODEL	NUMBER OF RRU's	No. OF FILTERS	No. OF JUMPERS	JUMPER LENGTH (1/2" DIA)	RET CABLES LENGTH	EFFECTIVE TILT	No. OF HYBRID CABLES	HYBRID CABLE LENGTH (LINEAR FEET)	No. OF COAX CABLES	HYBRID CABLE DIA.	COAX LENGTH
ALPHA SECTOR	A1	800/1800 MHz	P65-16-XLPP-RR	51'-0"	30°	800 MHz 1.9 GHz	RRH-C2 RRH-P4	1 1	1 0	2 4	6' 3'	15° 8°	1	130'	N/A	1-1/4"	N/A
	A2	N/A	N/A	N/A	N/A	N/A	N/A	N/A	N/A	N/A	N/A	N/A	N/A	N/A	N/A	N/A	N/A
	A3	N/A	N/A	N/A	N/A	N/A	N/A	N/A	N/A	N/A	N/A	N/A	N/A	N/A	N/A	N/A	N/A
BETA SECTOR	B1	800/1800 MHz	P65-16-XLPP-RR	52'-0"	150°	800 MHz 1.9 GHz	RRH-C2 RRH-P4	1 1	1 0	2 4	6' 3'	15° 8°	1	160'	N/A	1-1/4"	N/A
	B2	N/A	N/A	N/A	N/A	N/A	N/A	N/A	N/A	N/A	N/A	N/A	N/A	N/A	N/A	N/A	N/A
	B3	N/A	N/A	N/A	N/A	N/A	N/A	N/A	N/A	N/A	N/A	N/A	N/A	N/A	N/A	N/A	N/A
GAMA SECTOR	C1	800/1800 MHz	P65-16-XLPP-RR	44'-0"	270°	800 MHz 1.9 GHz	RRH-C2 RRH-P4	1 1	1 0	2 4	6' 3'	15° 5°	1	130'	N/A	1-1/4"	N/A
	C2	N/A	N/A	N/A	N/A	N/A	N/A	N/A	N/A	N/A	N/A	N/A	N/A	N/A	N/A	N/A	N/A
	C3	N/A	N/A	N/A	N/A	N/A	N/A	N/A	N/A	N/A	N/A	N/A	N/A	N/A	N/A	N/A	N/A

NOTE: THE INFORMATION PROVIDED ABOVE MUST BE VERIFIED BY THE CONTRACTOR PRIOR TO ORDERING/ INSTALLING ANY EQUIPMENT. THE ANTENNA INFORMATION ABOVE IS PROVIDED BY 04/25/12 VERSION OF THE EMTS.

*Handwritten note:* This antenna will be installed on the existing structure. Some of the structure is made of steel and concrete.

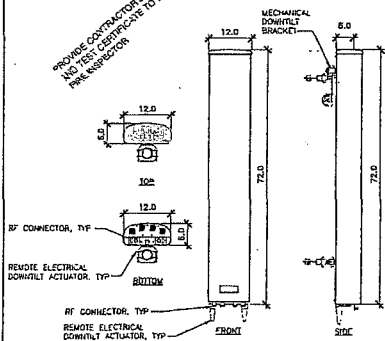
PROVIDE CONTRACTOR'S MATERIAL AND TEST CERTIFICATE TO DISTRICT FIRE INSPECTOR

ANTENNA SCHEDULE 5

POWERWAVE P65-16-XLPP-RR

DIMENSIONS, HxWxD: 1829x305x152mm (72"x12"x6")  
WEIGHT, WITH PRE-MOUNTED BRACKETS: 64.0 lbs  
CONNECTOR: (6) 7/16 DIN FEMALE

PROVIDE CONTRACTOR'S MATERIAL AND TEST CERTIFICATE TO DISTRICT FIRE INSPECTOR



PROVIDE CONTRACTOR'S MATERIAL AND TEST CERTIFICATE TO DISTRICT FIRE INSPECTOR

APPROVED  
Dept. of Building Insp.

DEC 17 2011


Tom C. Lee  
DISTRICT INSPECTOR  
DEPT. OF BUILDING INSPECTION

REVISIONS

REV.	DATE	DESCRIPTION	INITIALS
0	03/20/12	ISSUED FOR 50% CONSTRUCTION	CRK
1	04/17/12	REVISED FOR 50% CONSTRUCTION	AF
2	05/16/12	REVISED FOR 50% CONSTRUCTION	RLD
3	08/13/12	REVISED FOR 100% CONSTRUCTION	CRK

NOT FOR CONSTRUCTION UNLESS LARGED AS CONSTRUCTION SET

LICENSURE:



SHEET TITLE:

ANTENNA SPECIFICATIONS & SCHEDULE

SHEET NUMBER:

REVISION:

T-3

3

NOT USED 4


ANTENNA SPECIFICATIONS 3

NOT USED 2

NOT USED 1

Radio Frequency - Electromagnetic Energy (RF-EME) Compliance Report

Prepared For:  
 4301 Spruce Parkway  
 Culver City, CA 90230  
 Phone: (310) 481-1831



Site No. SF54XC211-A  
 San Francisco General Hospital  
 San Francisco, California 94116  
 373/2575 - 124/0611 (NAD83)  
 roadloop  
 ERI Project No. 6212100  
 April 27, 2012

**EMBI**  
 CONSULTING  
 211 E Street, San Francisco, CA 94102

**1.2** **RF-EME Compliance Report**  
 211 E Street, San Francisco, CA 94102

**1.3** **RF-EME Compliance Report**  
 211 E Street, San Francisco, CA 94102

**1.4** **RF-EME Compliance Report**  
 211 E Street, San Francisco, CA 94102

**1.5** **RF-EME Compliance Report**  
 211 E Street, San Francisco, CA 94102

**1.6** **RF-EME Compliance Report**  
 211 E Street, San Francisco, CA 94102

**1.7** **RF-EME Compliance Report**  
 211 E Street, San Francisco, CA 94102

**1.8** **RF-EME Compliance Report**  
 211 E Street, San Francisco, CA 94102

**1.9** **RF-EME Compliance Report**  
 211 E Street, San Francisco, CA 94102

**1.10** **RF-EME Compliance Report**  
 211 E Street, San Francisco, CA 94102

**2.1** **RF-EME Compliance Report**  
 211 E Street, San Francisco, CA 94102

**2.2** **RF-EME Compliance Report**  
 211 E Street, San Francisco, CA 94102

**2.3** **RF-EME Compliance Report**  
 211 E Street, San Francisco, CA 94102

**2.4** **RF-EME Compliance Report**  
 211 E Street, San Francisco, CA 94102

**2.5** **RF-EME Compliance Report**  
 211 E Street, San Francisco, CA 94102


**2.6** **RF-EME Compliance Report**  
 211 E Street, San Francisco, CA 94102

**2.7** **RF-EME Compliance Report**  
 211 E Street, San Francisco, CA 94102

**2.8** **RF-EME Compliance Report**  
 211 E Street, San Francisco, CA 94102

**2.9** **RF-EME Compliance Report**  
 211 E Street, San Francisco, CA 94102

**2.10** **RF-EME Compliance Report**  
 211 E Street, San Francisco, CA 94102



**APPROVED**  
 DEC 17 2011  
 [Signature]  
 [Title]

**3.1** **RF-EME Compliance Report**  
 211 E Street, San Francisco, CA 94102

**3.2** **RF-EME Compliance Report**  
 211 E Street, San Francisco, CA 94102

**3.3** **RF-EME Compliance Report**  
 211 E Street, San Francisco, CA 94102

**3.4** **RF-EME Compliance Report**  
 211 E Street, San Francisco, CA 94102

**3.5** **RF-EME Compliance Report**  
 211 E Street, San Francisco, CA 94102

**3.6** **RF-EME Compliance Report**  
 211 E Street, San Francisco, CA 94102

**3.7** **RF-EME Compliance Report**  
 211 E Street, San Francisco, CA 94102

**3.8** **RF-EME Compliance Report**  
 211 E Street, San Francisco, CA 94102

**3.9** **RF-EME Compliance Report**  
 211 E Street, San Francisco, CA 94102

**3.10** **RF-EME Compliance Report**  
 211 E Street, San Francisco, CA 94102

**4.1** **RF-EME Compliance Report**  
 211 E Street, San Francisco, CA 94102

**4.2** **RF-EME Compliance Report**  
 211 E Street, San Francisco, CA 94102

**4.3** **RF-EME Compliance Report**  
 211 E Street, San Francisco, CA 94102

**4.4** **RF-EME Compliance Report**  
 211 E Street, San Francisco, CA 94102

**4.5** **RF-EME Compliance Report**  
 211 E Street, San Francisco, CA 94102

**4.6** **RF-EME Compliance Report**  
 211 E Street, San Francisco, CA 94102

**4.7** **RF-EME Compliance Report**  
 211 E Street, San Francisco, CA 94102

**4.8** **RF-EME Compliance Report**  
 211 E Street, San Francisco, CA 94102

**4.9** **RF-EME Compliance Report**  
 211 E Street, San Francisco, CA 94102

**4.10** **RF-EME Compliance Report**  
 211 E Street, San Francisco, CA 94102

**REVISIONS**

NO.	DATE	DESCRIPTION	BY
1	04/26/12	ISSUED FOR PER CONSTRUCTION	CM
2	04/17/12	REVISION FOR PER CONSTRUCTION	CM
3	04/17/12	REVISION FOR PER CONSTRUCTION	CM

**PROJECT INFORMATION**

NETWORK VISION AWE1214100  
 SAN FRANCISCO  
 GENERAL HOSPITAL  
 SF54XC211-A  
 955 POTRERO AVENUE  
 SAN FRANCISCO, CA 94110  
 SAN FRANCISCO COUNTY

**118 CORPORATION CENTER**  
 SAN FRANCISCO, CA 94102

**STTS**  
 118 CORPORATION CENTER  
 SAN FRANCISCO, CA 94102

**Samsung**

**Sprint**

**APPROVED**  
 DEC 17 2011  
 [Signature]  
 [Title]



EMF Compliance Report  
EM Project No. 02131202

Site No. SF54XC211A  
857 Potrero Avenue, San Francisco, California

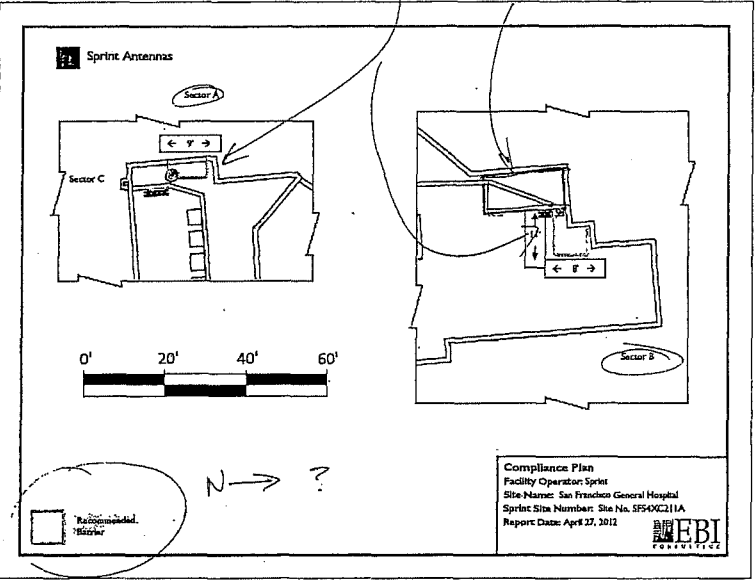

**Appendix B**  
Roofview® Export File

EMFBI 218 Street 1 Burlington, MA 01803 • 1.800.761.3334

Station	Frequency	Power	Distance	Field Strength	Notes
SP101	800	10	10	10	
SP102	800	10	10	10	
SP103	800	10	10	10	
SP104	800	10	10	10	
SP105	800	10	10	10	
SP106	800	10	10	10	
SP107	800	10	10	10	
SP108	800	10	10	10	
SP109	800	10	10	10	
SP110	800	10	10	10	
SP111	800	10	10	10	
SP112	800	10	10	10	
SP113	800	10	10	10	
SP114	800	10	10	10	
SP115	800	10	10	10	
SP116	800	10	10	10	
SP117	800	10	10	10	
SP118	800	10	10	10	
SP119	800	10	10	10	
SP120	800	10	10	10	

*DETAIL THE ANTENNA; DIMENSIONS, MOUNTING, ATTACHMENTS, FREQUENCIES, SECTORS, DISTANCE TO EQUIPMENT, PROXIMITY TO STAIRS, STAIRS, STAIRWELLS, OPERATORS.*

*THIS APPEARS TO BE A PROXIMITY STUDY. IF IT IS NOT, IDENTIFY WHAT IT IS. IF IT IS NOT, DETAIL THE LOCATION.*



**APPROVED**  
Dec 17 2014  
Tom C. He...  
DIRECTOR  
DEPT. OF BUILDING INSPECTION

**Sprint**

**SAMSUNG**

**PT&T**  
PACIFIC TELECOM SERVICES, LLC  
118 SANSOME STREET, SUITE 1400  
SAN FRANCISCO, CA 94104

**PTS**  
PACIFIC TELECOM SERVICES, LLC  
118 SANSOME STREET, SUITE 1400  
SAN FRANCISCO, CA 94104

PROJECT INFORMATION:

NETWORK VISION MMBTS LAUNCH  
**SAN FRANCISCO**  
GENERAL HOSPITAL  
SF54XC211-A  
855 POTRERO AVENUE  
SAN FRANCISCO, CA 94110  
SAN FRANCISCO COUNTY

REV.	DATE	DESCRIPTION	INITIALS
0	03/20/12	ISSUED FOR 50% CONSTRUCTION	CBK
1	04/17/12	REVISED FOR 50% CONSTRUCTION	AF
2	05/16/12	REVISED FOR 50% CONSTRUCTION	RLD
3	05/15/12	REVISED FOR 100% CONSTRUCTION	CBK

NOT FOR CONSTRUCTION UNLESS LABELED AS CONSTRUCTION/SET

LICENSURE

DEC 17 2014

Tom C. He...  
DIRECTOR  
DEPT. OF BUILDING INSPECTION

**RECEIVED**  
JUN 25 2012  
DEPT. OF BUILDING INSPECTION  
ACCEPTED FOR MICROFILMING

EMFBI

SHEET TITLE: EMF REPORT

SHEET NUMBER: T-6 REVISION: 3

**2.06 Submittal Requirements for Cellular Antenna Sites**

2.06 Submittal Requirements for Cellular Antenna Sites

REFERENCE: 2010 SFBC, 2010 SFFC, 2010 SFMC and FCC OET Bulletin 65 (97-01)

PROVIDED, SEE SHT. T-1

1. Provide a description of work on the plans.

PROVIDED, SEE SHT. A-1 TO A-5

2. Plans shall include plan views and elevations showing all equipment locations and cable runs.

PROVIDED, SEE SHT. T-3 & A-6

3. Plans shall include antenna cut-sheets and equipment list on a drawing sheet.

PROVIDED, SEE SHT. T-4, T-5 & T-6

4. Include a copy of the signed and stamped RF report on a drawing sheet as a reference to identify the exclusion areas required to prevent occupational exposures in excess of the FCC guidelines (47CFR1.1310 and FCC OET Bulletin 65 edition 97-01).

PROVIDED, SEE SHT. T-4, T-5 & T-6

5. The RF report shall indicate whether or not the site under review is a part of a multiple transmitter site and shall show compliance with FCC 47CFR1.1307(b)(3), as amended - all transmitters shall not exceed 5% of the power density exposure limit.

PROVIDED, SEE SHT. A-1

6. Drawings shall reflect the striped/exclusion areas for workers per the above RF Report with a minimum radius of 1 foot.

NOT APPLICABLE

7. Plans shall include a quantitative three-dimensional image of the RF levels from each antenna located near an egress point (e.g. penthouse stair, fire escape, roof walking paths, skylights, etc.).

PROVIDED, SEE SHT. T-4, T-5 & A-6

8. "Notice to Workers" warning signage, as applicable per the above RF Report, shall be permanently mounted at the stairwell side of the roof-access door (ANSI C85.2-1982 (Reference [3]) - yellow or more durable color for outdoor longevity)

NOT APPLICABLE-NO CAMOUFLAGED ANTENNAS

9. Camouflaged antennas shall have 4inch x 4inch signage permanently mounted to the exterior of the RF screen as provided below. The sign shall be weatherproof with contrasting background color and shall contain the yellow triangle around the antenna symbol (ANSI C85.2-1982 (Reference [3]) - yellow or more durable color for outdoor longevity). Signage location(s) and detail of the sign shall be included on the plans.

NOT APPLICABLE

10. Cables/wiring shall not be allowed in exit enclosures, smoke-proof towers, elevator shafts, or in front of dry standpipes. 2010 CFC 1022.4 and 509.2

PROVIDED, SEE SHT. A-1, A-3, A-4 & A-5

11. Antennas shall not be mounted closer than the exclusion zone plus 4 feet for installations near fire escapes, stair penthouse doors, exterior standpipe outlets, skylights, or other fire department operations consideration.

PROVIDED, SEE SHT. T-4, T-5, T-6 & A-6

12. There is no guarantee that the fire department will not shut down the power to the site in an emergency situation although in order to reduce the site operator's possible loss of service the following information may be provided at the equipment room entrance:

- Provide emergency shutdown procedure signage. The sign shall include the following:
  1. Emergency 24 hour/7 day a week NOC / field technician telephone number for RF shut-down
  2. Cell site identification number
  3. Map to location of electrical main - electrical main shall be clearly identified with a permanent red label and white lettering.
  4. Map to location of battery cabinets and breakers - cabinets and breakers shall be clearly identified with a permanent red label and white lettering.
  5. Any other relevant information or procedures as required for the individual cellular site.
- The sign shall be clearly labeled in a phenolic label with a white background and black lettering. The title block shall be a red background and 1" high white lettering. Multiple signs may need to be installed based upon the cellular site configuration.
- A copy of the signage shall be included on a drawing sheet. See attached sample.

Sprint

SAMSUNG



115 SANSONME STREET, SUITE 1400B  
SAN FRANCISCO, CA 94104

PTS  
PACIFIC TELECOM SERVICES, LLC  
308 2ND AVENUE, SUITE 210  
SEATTLE, WA 98104

PROJECT INFORMATION:


NETWORK VISION MWMTS LAUNCH  
**SAN FRANCISCO GENERAL HOSPITAL**  
SF54XC2II-A  
955 POTRERO AVENUE  
SAN FRANCISCO, CA 94110  
SAN FRANCISCO COUNTY

REVISIONS

REV.	DATE	DESCRIPTION	INITIALS
0	03/20/12	ISSUED FOR 50% CONSTRUCTION	CSK
1	04/17/12	REVISED FOR 80% CONSTRUCTION	AF
2	05/16/12	REVISED FOR 90% CONSTRUCTION	RLD
3	05/13/12	REVISED FOR 100% CONSTRUCTION	CSK
△	07/01/14	REVISED FOR 100% CONSTRUCTION	CHG

NOT FOR CONSTRUCTION UNLESS LABELED AS CONSTRUCTION SET

LICENSURE



SHEET TITLE

FIRE DEPARTMENT CHECKLIST

SHEET NUMBER:

T-7

REVISION:

4

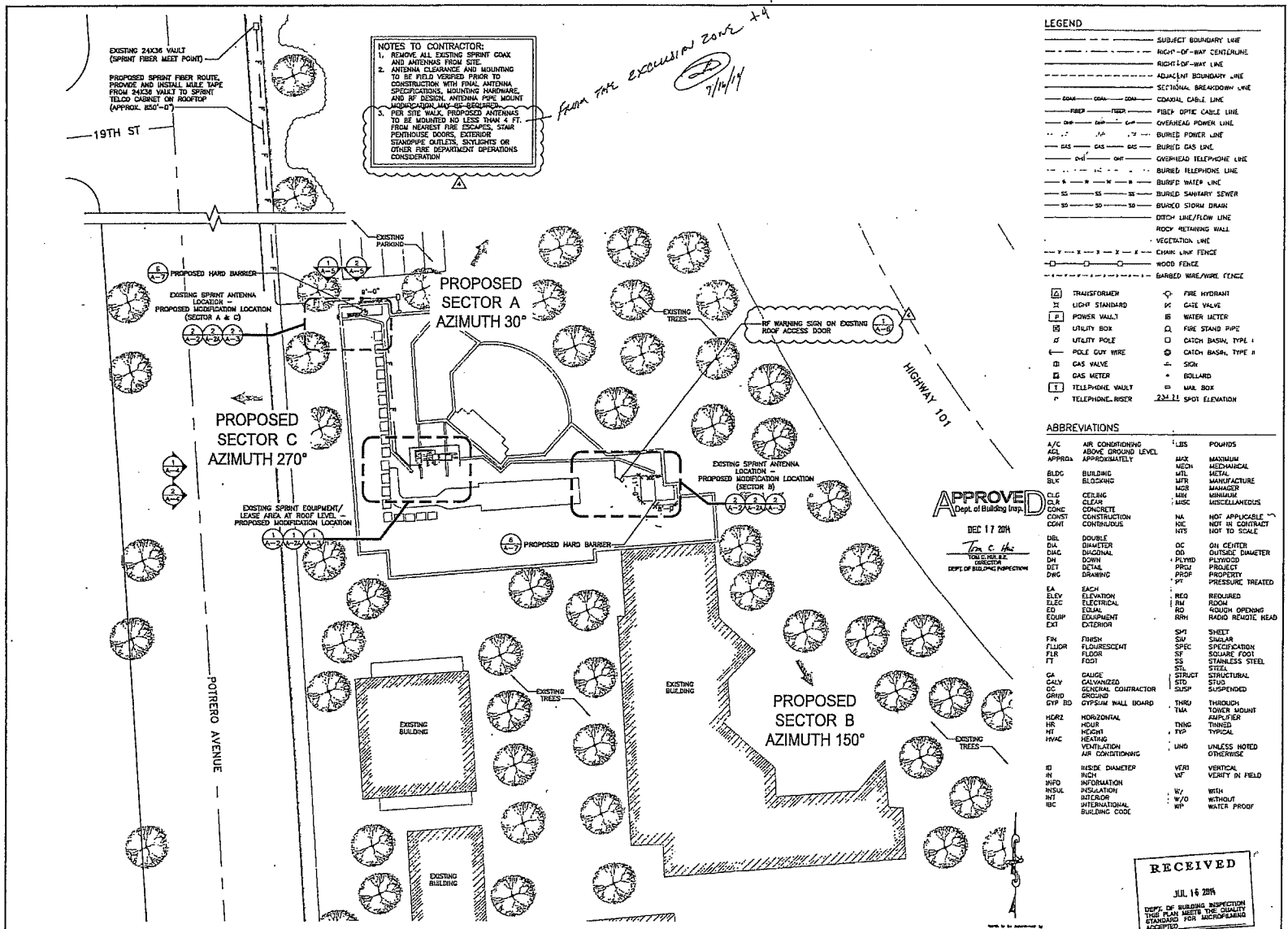
RECEIVED  
JUL 19 2014  
DEPT. OF PUBLIC WORKS  
RECEIVED FOR LICENSURE

APPROVED  
DEC 17 2014  
Tom C. Hsu  
LICENSED PROFESSIONAL ENGINEER  
STATE OF CALIFORNIA

FIRE DEPARTMENT CHECKLIST








**PROJECT INFORMATION:**

NETWORK VISION MMIBTS LAUNCH  
**SAN FRANCISCO GENERAL HOSPITAL**  
 SF54XC211-A  
 955 POTRERO AVENUE  
 SAN FRANCISCO, CA 94110  
 SAN FRANCISCO COUNTY

**REVISIONS**

REV.	DATE	DESCRIPTION	DETAILS
0	05/20/12	ISSUED FOR BOX CONSTRUCTION	CBK
1	04/17/12	REVISED FOR BOX CONSTRUCTION	AF
2	05/16/12	REVISED FOR BOX CONSTRUCTION	RED
3	06/13/12	REVISED FOR 100% CONSTRUCTION	CBK
4	07/01/14	REVISED FOR 100% CONSTRUCTION	QVG


NOT FOR CONSTRUCTION UNLESS LABELED AS CONSTRUCTION SET

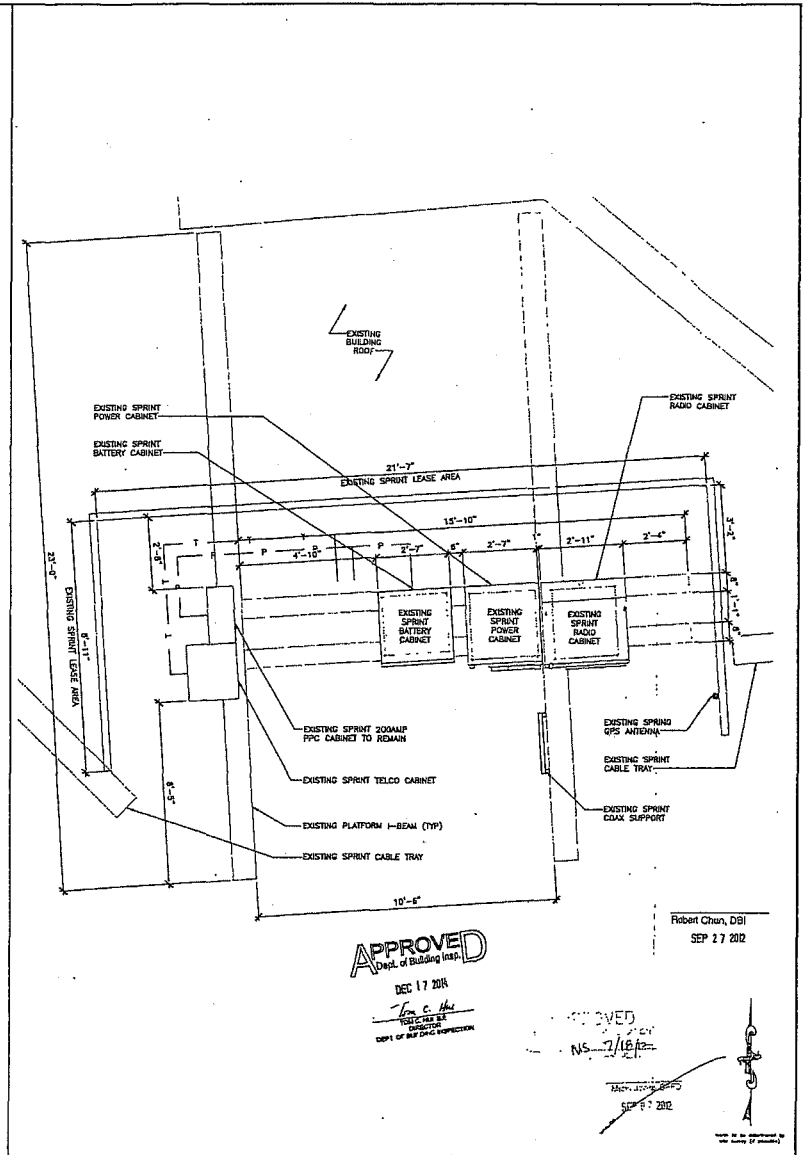
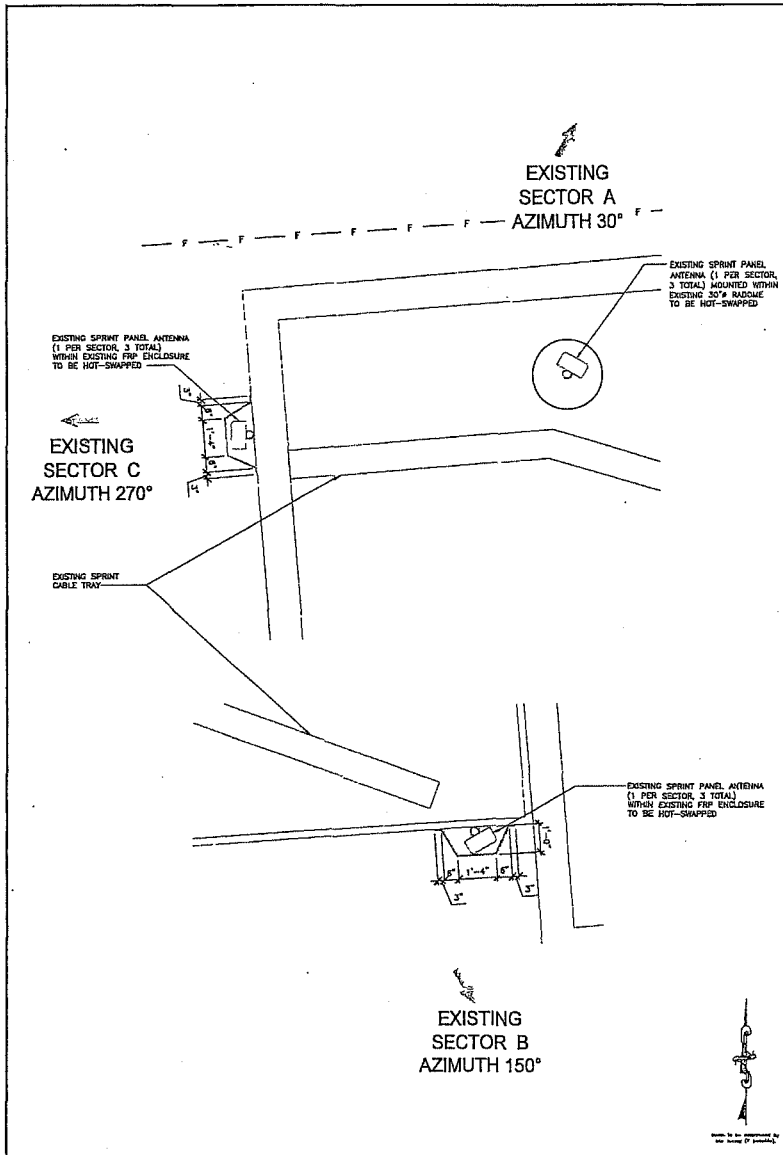


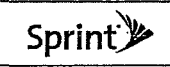


**SHEET TITLE**

SITE PLAN


**SHEET NUMBER:** A-1 **REVISION:** 4





116 SANDHOLE STREET, SUITE 1400B  
SAN FRANCISCO, CA 94104



PACIFIC TELEPHONE SERVICES, LLC  
116 SANDHOLE STREET, SUITE 1400B  
SAN FRANCISCO, CA 94104


**PROJECT INFORMATION:**

NETWORK VISION MMBTSLALINCH  
**SAN FRANCISCO**  
**GENERAL HOSPITAL**  
SF54XC2II-A  
955 POTRERO AVENUE  
SAN FRANCISCO, CA 94110  
SAN FRANCISCO COUNTY

REVISIONS			
REV.	DATE	DESCRIPTION	INITIALS
0	03/20/12	ISSUED FOR 90% CONSTRUCTION	CBK
1	04/17/12	REVISED FOR 90% CONSTRUCTION	AF
2	05/18/12	REVISED FOR 90% CONSTRUCTION	RLD
3	06/15/12	REVISED FOR 100% CONSTRUCTION	CBK

NOT FOR CONSTRUCTION UNLESS LABELED AS CONSTRUCTION SET

**LICENSURE**



RECEIVED  
JUN 25 2012  
DEPT. OF BUILDING INSPECTION  
FOR PLAN REVIEW AND QUALITY CONTROL  
COUNTY OF SAN FRANCISCO

**SHEET TITLE:**  
EXISTING EQUIPMENT/LEASE AREA PLAN & ANTENNA PLAN

**SHEET NUMBER:** A-2      **REVISION:** 3



115 SANFOME STREET, SUITE 1400B  
SAN FRANCISCO, CA 94104



115 SANFOME STREET, SUITE 1400B  
SAN FRANCISCO, CA 94104

PROJECT INFORMATION:

NETWORK VISION MMBTS LAUNCH  
**SAN FRANCISCO  
GENERAL HOSPITAL**  
SF54XC2II-A  
955 POTRERO AVENUE  
SAN FRANCISCO, CA 94110  
SAN FRANCISCO COUNTY

REVISIONS

REV.	DATE	DESCRIPTION	INITIALS
0	03/20/12	ISSUED FOR BOX CONSTRUCTION	CBK
1	04/17/12	REVISED FOR BOX CONSTRUCTION	AF
2	05/16/12	REVISED FOR BOX CONSTRUCTION	RLD
3	06/13/12	REVISED FOR 100K CONSTRUCTION	CBK

NOT FOR CONSTRUCTION UNLESS  
LABELLED AS CONSTRUCTION SET

LICENSURE

RECEIVED  
JUN 25 2012  
DEPT. OF BUSINESS DEVELOPMENT  
AND FINANCIAL SERVICES  
STATE OF CALIFORNIA

APPROVED ARCHITECT  
JUL 29 2012  
C-21496  
STATE OF CALIFORNIA

SHEET TITLE

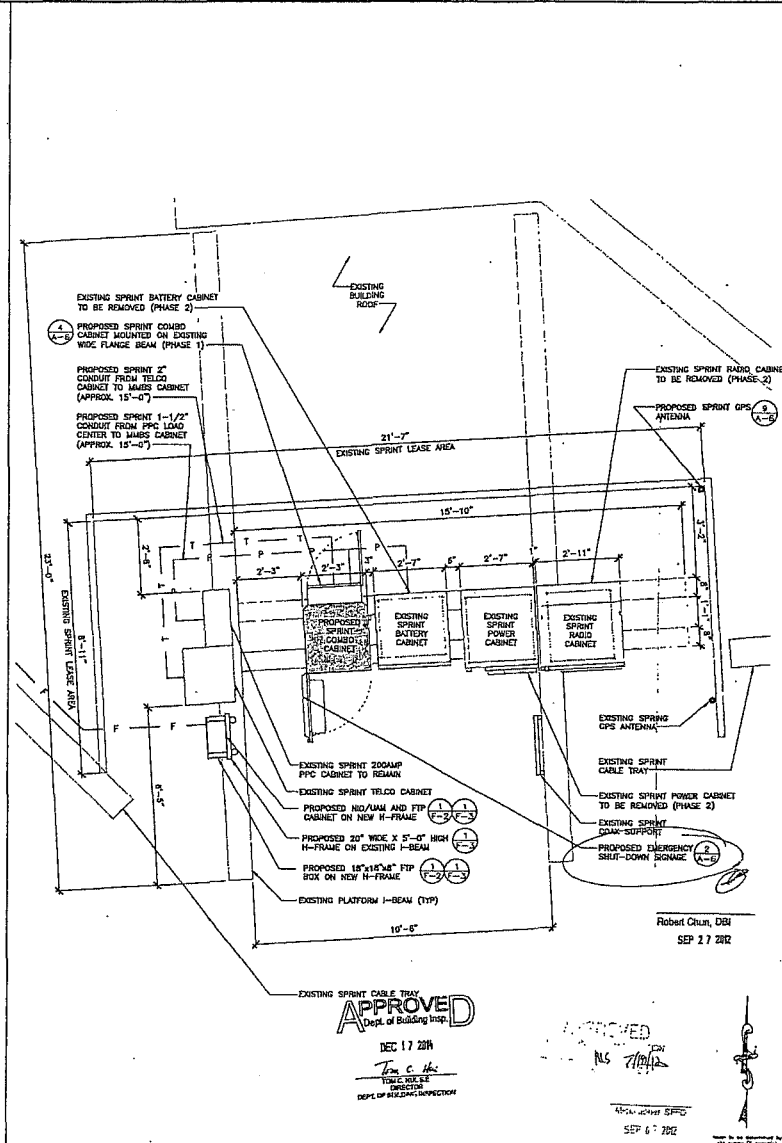
EQUIPMENT/LEASE AREA PLAN  
(DURING)

SHEET NUMBER

A-2A

REVISION

3



NOT USED 2 24"x36" SCALE: 1/2" = 1'-0"  
11"x17" SCALE: 1/4" = 1'-0"

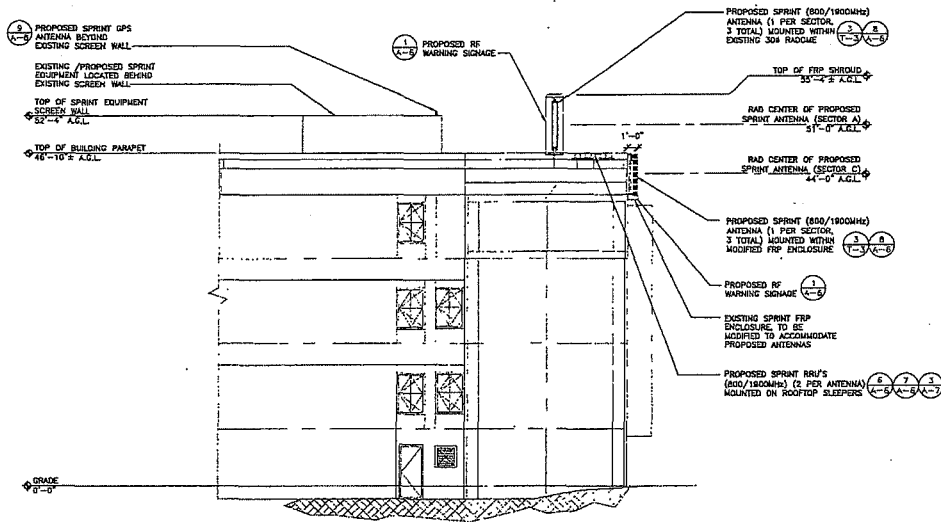
EQUIPMENT/LEASE AREA PLAN (DURING) 1

DUPLICATED SHEET  
NLS  
RCS



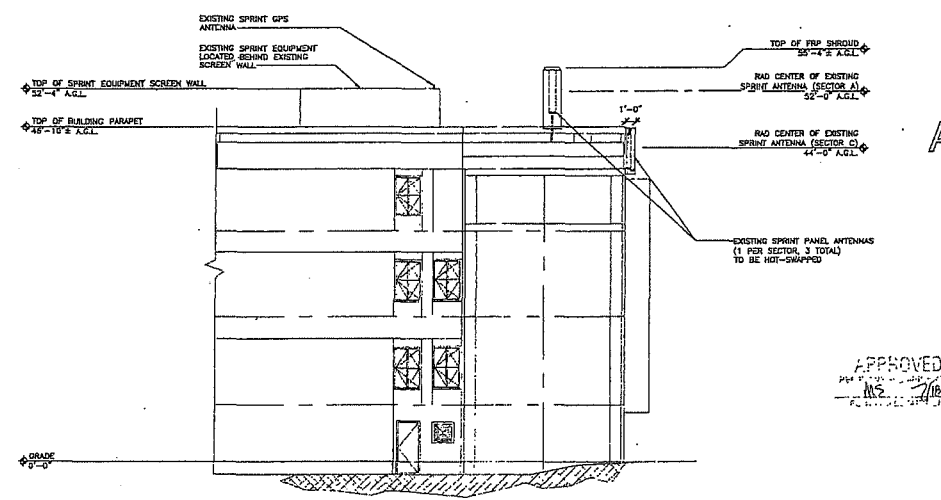


**NOTES TO CONTRACTOR:**  
 1. REMOVE ALL EXISTING SPRINT COAX AND ANTENNAS FROM SITE.  
 2. ANTENNA CLEARANCE AND MOUNTING TO BE FIELD VERIFIED PRIOR TO CONSTRUCTION WITH FINAL ANTENNA SPECIFICATIONS, MOUNTING HARDWARE, AND RF DESIGN. ANTENNA PIPE MOUNT MODIFICATION MAY BE REQUIRED.



24"x36" SCALE: 1/8" = 1'-0"  
 11"x17" SCALE: 1/16" = 1'-0"

PROPOSED NORTH ELEVATION 2



24"x36" SCALE: 1/8" = 1'-0"  
 11"x17" SCALE: 1/16" = 1'-0"

EXISTING NORTH ELEVATION 1



**PROJECT INFORMATION:**  
 NETWORK VISION MMBT5 LALUNCH  
**SAN FRANCISCO GENERAL HOSPITAL**  
 SF54XC211-A  
 955 POTRERO AVENUE  
 SAN FRANCISCO, CA 94110  
 SAN FRANCISCO COUNTY

REV.	DATE	DESCRIPTION	INITIALS
0	03/20/12	ISSUED FOR 60% CONSTRUCTION	CBK
1	04/17/12	REVISED FOR 80% CONSTRUCTION	AP
2	05/16/12	REVISED FOR 90% CONSTRUCTION	RLD
3	08/13/12	REVISED FOR 100% CONSTRUCTION	CBK

NOT FOR CONSTRUCTION UNLESS LABELED AS CONSTRUCTION-SET

**APPROVED**  
 Dept. of Building Insp.

DEC 17 2011  
 Tom C. 114  
 DIRECTOR  
 DEPT. OF BUILDING INSPECTION

Robert Chun, DBI  
 SEP 17 2012

**APPROVED**  
 MS  
 7/18/12


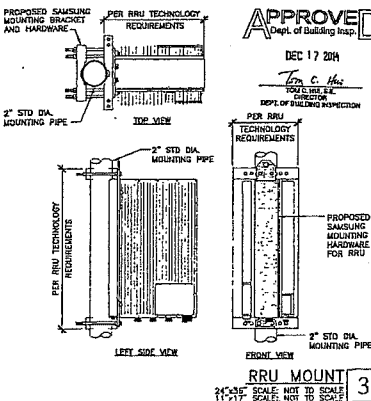
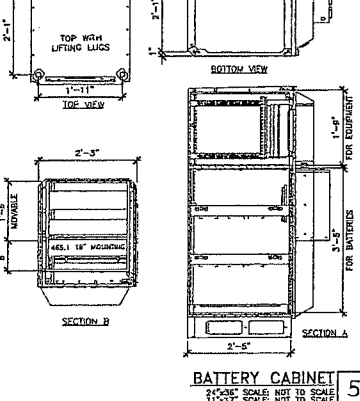
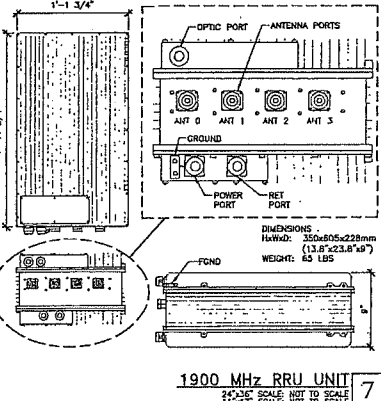
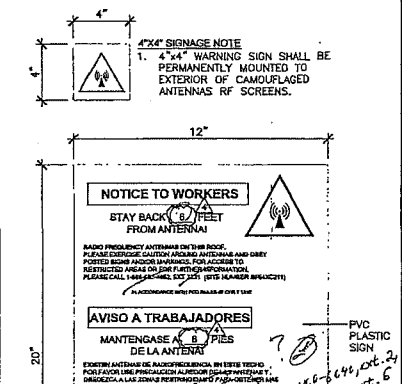
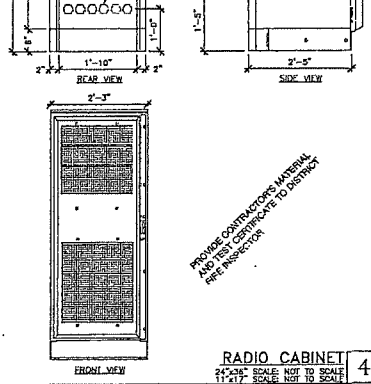
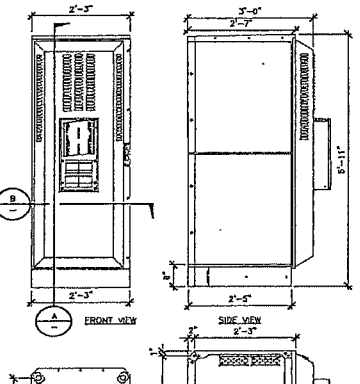
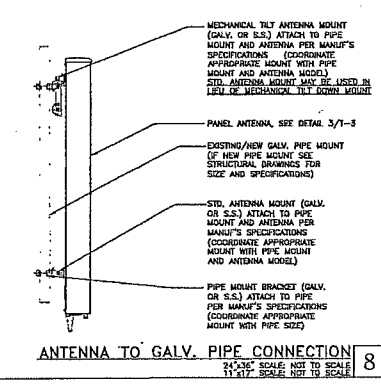

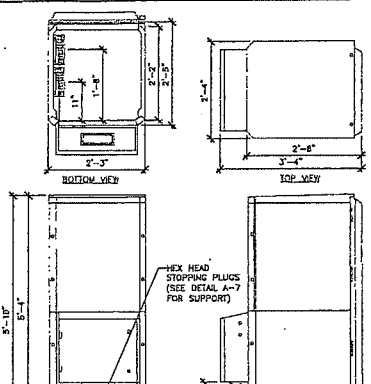
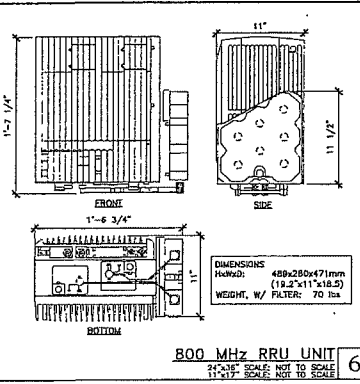
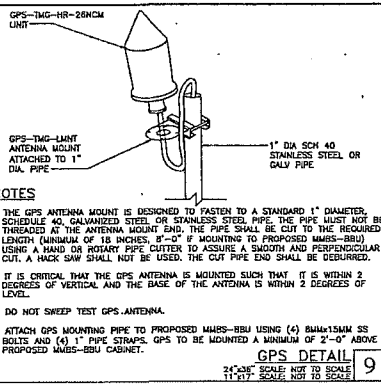
4050 (page 5) SF54  
 SEP 07 2012

**RECEIVED**  
 JUN 25 2012  
 JUN 25 2012  
 DEPT. OF BUILDING INSPECTION  
 315 CALIFORNIA STREET  
 SAN FRANCISCO, CA 94104

APPROVED  
 TRANS. E. BUILDING  
 C-2149  
 11/1/12  
 STATE OF CALIFORNIA

SHEET TITLE: EXISTING & PROPOSED NORTH ELEVATION

SHEET NUMBER: A-5 REVISION: 3




PROJECT INFORMATION

NETWORK VISION MMBTS LAUNCH  
**SAN FRANCISCO GENERAL HOSPITAL**  
SF54XC2II-A  
855 POTRERO AVENUE  
SAN FRANCISCO, CA 94110  
SAN FRANCISCO COUNTY

REVISIONS				
REV.	DATE	DESCRIPTION	BY	APPROVED
0	03/20/12	ISSUED FOR BOX CONSTRUCTION	CBK	
1	04/17/12	REVISED FOR BOX CONSTRUCTION	AF	
2	05/15/12	REVISED FOR BOX CONSTRUCTION	RD	
3	06/13/12	REVISED FOR 100K CONSTRUCTION	CBK	
4	07/01/14	REVISED FOR 100K CONSTRUCTION	OVG	

NOT FOR CONSTRUCTION UNLESS LABELED AS CONSTRUCTION SET

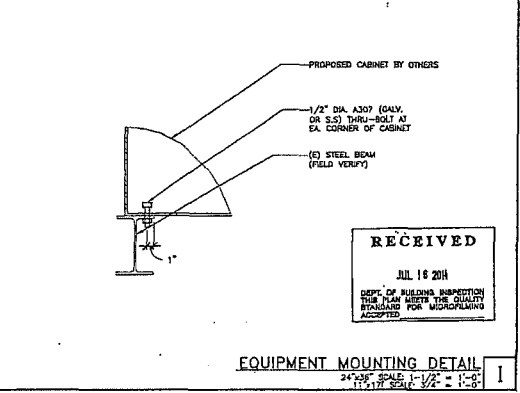
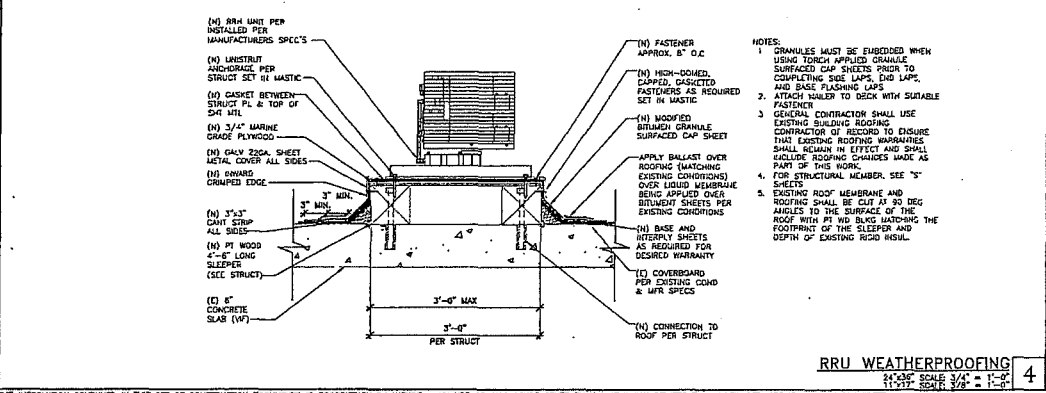
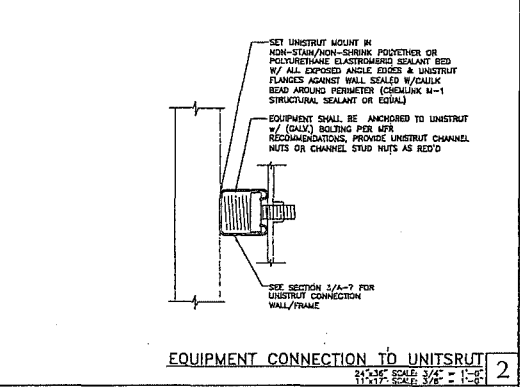


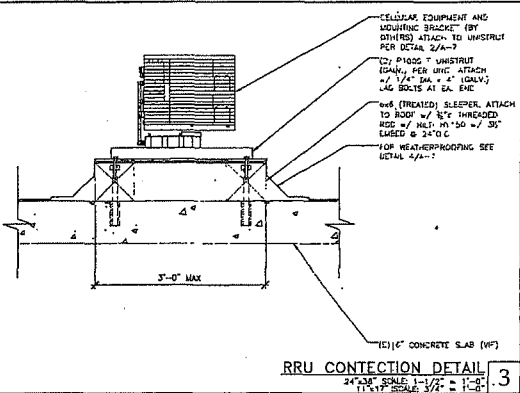
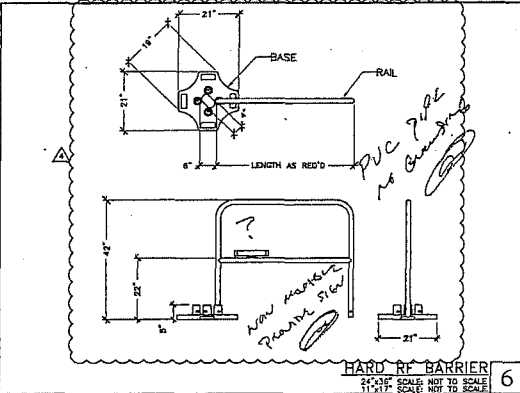



SHEET TITLE: EQUIPMENT DETAILS

SHEET NUMBER: A-6

REVISION: 4






PROJECT INFORMATION:  
 NETWORK VISION MOUNTS LAUNCH  
**SAN FRANCISCO GENERAL HOSPITAL**  
 SF54XC2II-A  
 955, POTRERO AVENUE  
 SAN FRANCISCO, CA 94110  
 SAN FRANCISCO COUNTY

REVISIONS			
REV.	DATE	DESCRIPTION	INITIALS
0	03/30/12	ISSUED FOR 90% CONSTRUCTION	CBK
1	04/17/12	REVISED FOR 90% CONSTRUCTION	AF
2	04/18/12	REVISED FOR 90% CONSTRUCTION	RJD
3	04/13/12	REVISED FOR 100% CONSTRUCTION	CBK
4	07/01/14	REVISED FOR 100% CONSTRUCTION	DVG


NOT FOR CONSTRUCTION UNLESS LABELED AS CONSTRUCTION SET



SHEET TITLE: EQUIPMENT DETAILS	
SHEET NUMBER: <b>A-7</b>	REVISION: 4

THE INFORMATION CONTAINED IN THIS SET OF CONSTRUCTION DOCUMENTS IS PROPRIETARY OF MANTRE. ANY USE OR DISCLOSURE OTHER THAN THAT WHICH RELATES TO CARRIER SERVICES IS STRICTLY PROHIBITED.

NOT USED 2



NOTES

1. ALL CABLES SHALL BE MARKED AT THE TOP AND BOTTOM WITH 2" COLORED TAPE OR STRIPS, 1/4" COLORED TAPE SHALL BE OBTAINED FROM QUANTA ELECTRIC.
2. THE FIRST RING SHALL BE CLOSEST TO THE END OF THE CABLE AND SPACED APPROXIMATELY 2" FROM AN END CONNECTION, WHETHER PERMANENT, ON BREAK-OUT CHANGES, WITH 1" SPACE.
3. THE HYBRID CABLE COLOR SHALL BE IDENTIFIED IN ACCORDANCE WITH THE TYPICAL HYBRID CABLE COLOR CODE "TAPE ABOVE FOR THE RESPECTIVE SECTION."
4. WITH THE HYBRID CABLE COLOR CODE FOR FIRST AND SECOND RINGS OF HYBRID CABLE "TAPE ABOVE" FOR THE RESPECTIVE SECTION AND 2" FROM THE END OF THE CABLE.
5. THE 3" COLORED TAPE FOR THE HYBRID CABLE COLOR CODE SHALL BE IDENTIFIED IN ACCORDANCE WITH THE TYPICAL HYBRID CABLE COLOR CODE "TAPE ABOVE" FOR THE RESPECTIVE SECTION.
6. THE 3" COLORED TAPE FOR THE HYBRID CABLE COLOR CODE SHALL BE IDENTIFIED IN ACCORDANCE WITH THE TYPICAL HYBRID CABLE COLOR CODE "TAPE ABOVE" FOR THE RESPECTIVE SECTION.
7. THE 3" COLORED TAPE FOR THE HYBRID CABLE COLOR CODE SHALL BE IDENTIFIED IN ACCORDANCE WITH THE TYPICAL HYBRID CABLE COLOR CODE "TAPE ABOVE" FOR THE RESPECTIVE SECTION.
8. COLOR BAND ON CABLES SHALL BE 1" WIDE WITH A 1" SPACE.

SECTION	CABLE	FIRST RING	SECOND RING	THIRD RING
1 ALPHA	1	GREEN	NO TAPE	NO TAPE
1	2	BLUE	NO TAPE	NO TAPE
1	3	BROWN	NO TAPE	NO TAPE
1	4	WHITE	NO TAPE	NO TAPE
1	5	RED	NO TAPE	NO TAPE
1	6	SLATE	NO TAPE	NO TAPE
1	7	PURPLE	NO TAPE	NO TAPE
1	8	ORANGE	NO TAPE	NO TAPE
2 BETA	1	BROWN	NO TAPE	NO TAPE
2	2	BLUE	NO TAPE	NO TAPE
2	3	BROWN	NO TAPE	NO TAPE
2	4	WHITE	NO TAPE	NO TAPE
2	5	SLATE	NO TAPE	NO TAPE
2	6	PURPLE	NO TAPE	NO TAPE
2	7	ORANGE	NO TAPE	NO TAPE
2	8	GREEN	NO TAPE	NO TAPE
3 GAMMA	1	GREEN	NO TAPE	NO TAPE
3	2	BLUE	NO TAPE	NO TAPE
3	3	BROWN	NO TAPE	NO TAPE
3	4	WHITE	NO TAPE	NO TAPE
3	5	RED	NO TAPE	NO TAPE
3	6	SLATE	NO TAPE	NO TAPE
3	7	PURPLE	NO TAPE	NO TAPE
3	8	ORANGE	NO TAPE	NO TAPE

HYBRID CABLE COLOR SCHEME DETAIL 3

APPROVED  
 DEC 17 2011  
 [Signature]  
 PROJECT ENGINEER

RECEIVED  
 SEP 27 2012  
 [Signature]  
 PROJECT ENGINEER

HYBRID CABLE COLOR CODING 1

REVISIONS

NO.	DATE	DESCRIPTION	INITIALS
0	01/20/12	ISSUED FOR BIDDING	CSK
1	04/17/12	REVISED FOR BIDDING	JF
2	05/16/12	REVISED FOR BIDDING	BJD
3	06/12/12	REVISED FOR BIDDING	CSK

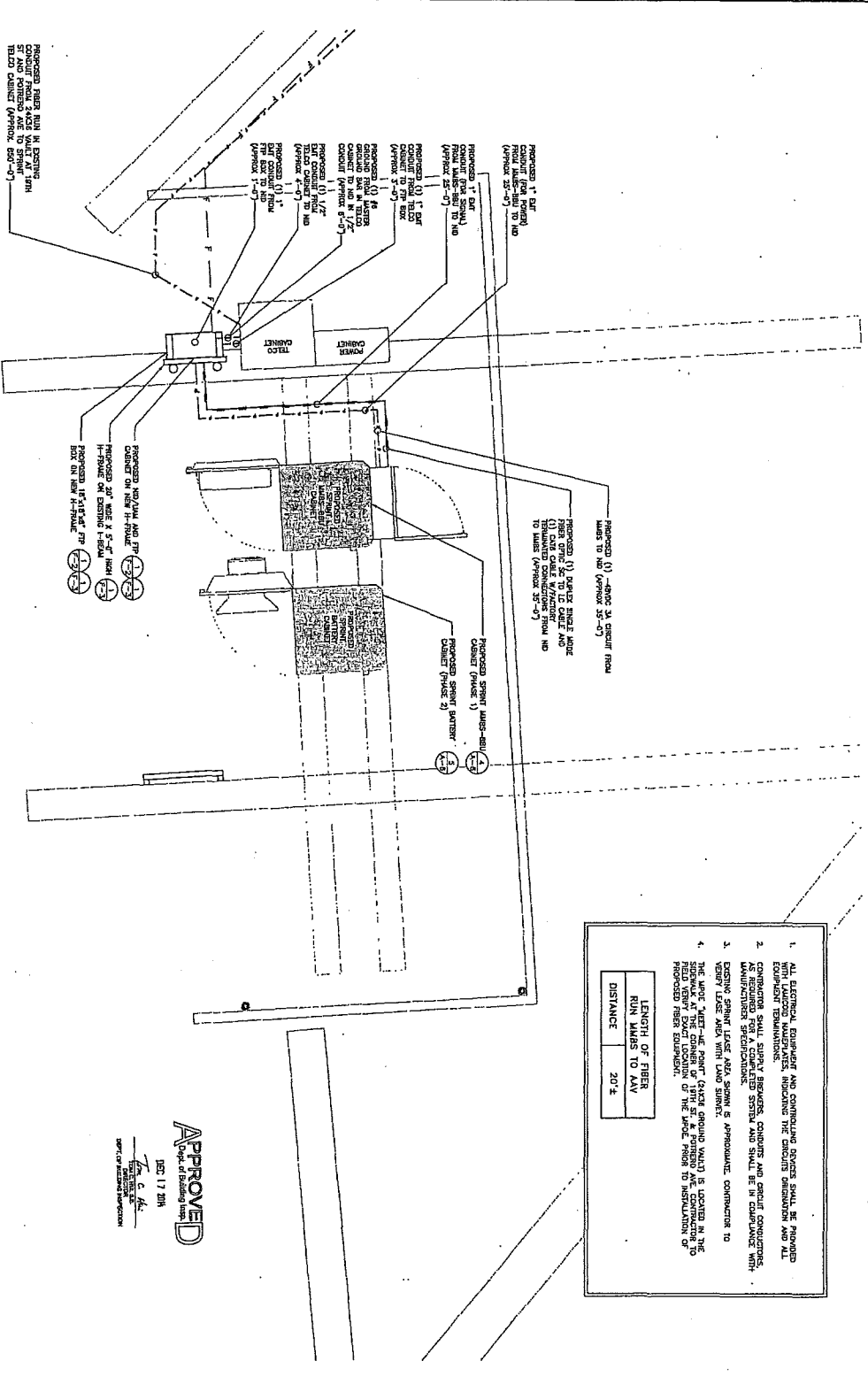
PROJECT INFORMATION:  
 NETWORK VISION PARTS/BLANCH  
 SAN FRANCISCO  
 GENERAL HOSPITAL  
 SF54XC21A  
 555 POTRERO AVENUE  
 SAN FRANCISCO, CA 94110  
 SAN FRANCISCO COUNTY

Logos for Sprint, Samsung, and PDS.

SHEET NUMBER: A-8 3

CABLE COLOR CODING REQUIREMENTS

REVISION: 3



1. ALL ELECTRICAL EQUIPMENT AND CONTROLLING DEVICES SHALL BE PROVIDED WITH LATEST MANUFACTURES, INDICATING THE EXACT LOCATION AND ALL CONNECTIONS SHALL BE CLEARLY MARKED, CABLES AND PATCH CORDS AS REQUIRED FOR A COMPLETED SYSTEM AND SHALL BE IN COMPLIANCE WITH MANUFACTURER SPECIFICATIONS.
2. EXISTING FIBER LEASE AREA SHALL BE APPROXIMATE CONSTRUCTION TO EXISTING LEASE AREA WITH DATA SHEET.
3. THE WORK AREA SHALL BE CLEAR AND UNOBTAINED MATERIALS SHALL BE LOCATED IN THE FIELD WITHIN EXISTING LOCATION OF THE FIBER PRIOR TO INSTALLATION OF PROPOSED FIBER EQUIPMENT.

LENGTH OF FIBER	20 F.
RUN TIMES TO ANY	

**APPROVED**  
DEC 17 2018  
T. S. H.  
T. S. H.  
T. S. H.

Scale: 1/8" = 1'-0"  
DATE: 12/17/18  
PROJECT: GENERAL HOSPITAL

**Sprint**

**SAN SUNG**

1125 BAYVIEW AVENUE, SUITE 1000  
SAN FRANCISCO, CA 94134

**PTS**  
PROJECT INFORMATION

NETWORK VISION (MARTIN) LAMINCH  
SAN FRANCISCO  
GENERAL HOSPITAL  
SFS4XC211A  
955 POTRERO AVENUE  
SAN FRANCISCO, CA 94110  
SAN FRANCISCO COUNTY

REVISIONS

NO.	DATE	DESCRIPTION
0	10/26/18	ISSUED FOR BIDDING
1	04/17/18	REVISED FOR BID CONSTRUCTION
2	10/16/18	REVISED FOR BID CONSTRUCTION
3	04/13/18	REVISED FOR BID CONSTRUCTION

NOT FOR CONSTRUCTION UNLESS LABELED AS CONSTRUCTION SET

APPROVED  
DEC 17 2018  
T. S. H.  
T. S. H.  
T. S. H.

EXISTING FIBER RUN TO CABINET (PHASE 1) TO NEW H-TRAILER BOX ON NEW H-TRAILER

EXISTING FIBER RUN TO CABINET (PHASE 2) TO NEW H-TRAILER BOX ON NEW H-TRAILER

EXISTING FIBER RUN TO CABINET (PHASE 3) TO NEW H-TRAILER BOX ON NEW H-TRAILER

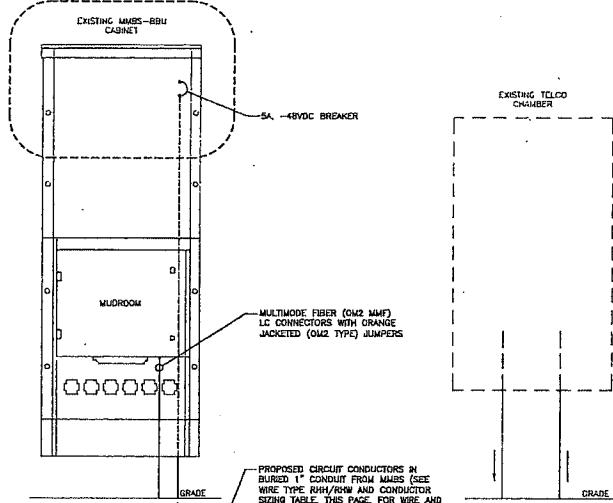
EXISTING FIBER RUN TO CABINET (PHASE 4) TO NEW H-TRAILER BOX ON NEW H-TRAILER

SHEET TITLE: FIBER PLAN

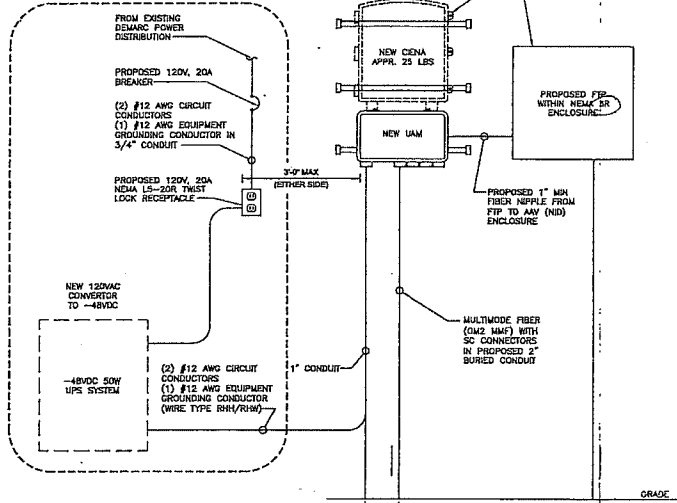
SHEET NUMBER: REVISON: 3

F-1

**TYPICAL AAV (NID) POWER SOURCE INSTALLATION**



**FOR INDOOR AAV (NID) ALTERNATE POWER SOURCE INSTALLATION**



POWER SOURCE FROM MMBSS

CASE 1

CASE 2

**WIRE TYPE RHH/RHW AND CONDUCTOR SIZING TABLE (48VDC @ 96W/2.0 AMPS)**

DISTANCE (FT)	0'-180'	180'-280'	280'-460'	460'-720'
CIRCUIT CONDUCTOR SIZE	(2) #12 AWG	(2) #10 AWG	(2) #8 AWG	(2) #6 AWG
GND CONDUCTOR SIZE	(1) #12 AWG	(1) #12 AWG	(1) #12 AWG	(1) #10 AWG
CONDUIT SIZE	1"	1"	1"	1"

**NOTES**

1. CONTRACTOR SHALL FOLLOW ALL LOCAL MUNICIPAL CODES FOR CONDUIT SPECIFICATION AND INSTALLATION.
2. ALL UNSTRUT ENDS SHALL BE COLD-GALVANIZED AND CAPPED.
3. ALL INTERIOR CONDUITS SHALL BE EMT.
4. ALL ABOVE GROUND CONDUIT SHALL BE RIGID.
5. CASE 1 -- FIBER PATH TO BE USED IF MMBSS DOES NOT EXIST AND FIBER ARRIVES FIRST.
6. CASE 2 -- FIBER PATH TO BE USED IF MMBSS EXISTS AND FIBER IS ADDED AFTER MMBSS IS ESTABLISHED.




**PROJECT INFORMATION:**  
 NETWORK VISION MMBTBS LALINCH  
**SAN FRANCISCO GENERAL HOSPITAL**  
 SF54XC2II-A  
 955 POTRERO AVENUE  
 SAN FRANCISCO, CA 94110  
 SAN FRANCISCO COUNTY

**REVISIONS**

REV. #	DATE	DESCRIPTION	INITIALS
0	03/20/12	ISSUED FOR BIDD CONSTRUCTION	CBK
1	04/17/12	REVISED FOR BIDD CONSTRUCTION	AF
2	05/16/12	REVISED FOR BIDD CONSTRUCTION	RLD
3	06/13/12	REVISED FOR 100% CONSTRUCTION	CBK

NOT FOR CONSTRUCTION UNLESS LABELED AS CONSTRUCTION SET

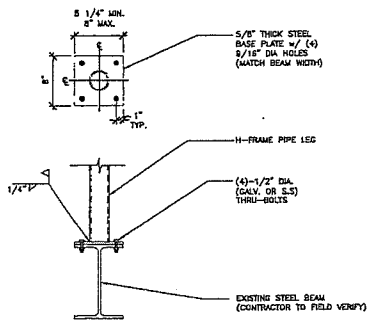
**APPROVED**  
 [Signature]  
 DEC 17 2011  
 DEPT. OF BUILDING INSPECTION



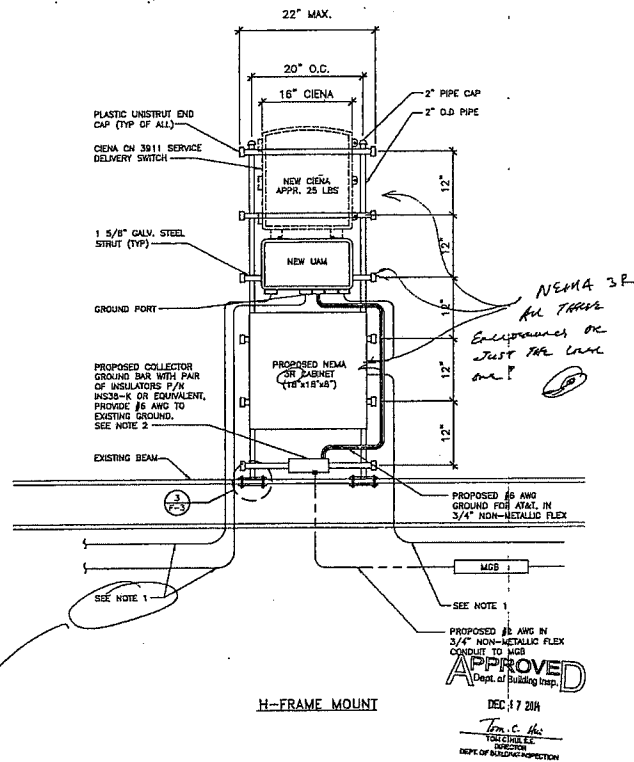
**SHEET TITLE:**  
 FIBER ONE-LINE DIAGRAM

**SHEET NUMBER:** F-2 **REVISION:** 3

**FIBER ONE-LINE DIAGRAM**  
 1/4" = 1' SCALE, NOT TO SCALE



H-FRAME BASE PLATE DETAIL 3  
 24\"/>



NOTES

1. REFER TO SHEET F-3 FOR CONDUIT ROUTING DETAIL. - THIS IS SHEET F-3
2. CONTRACTOR TO SUPPLY GROUND TO NEAREST ACCESSIBLE MASTER GROUND OR MAIN GROUNDING SYSTEM.

NOT USED 2  
 24\"/>

H-FRAME MOUNT AAV (NID) INSTALLATION DETAIL 1  
 24\"/>



116 SANSONE STREET, SUITE 1400B  
 SAN FRANCISCO, CA 94104



116 SANSONE STREET, SUITE 1400B  
 SAN FRANCISCO, CA 94104

PROJECT INFORMATION:

NETWORK VISION MMBTS LAUNCH  
**SAN FRANCISCO**  
**GENERAL HOSPITAL**  
 SF54XC2II-A  
 955 POTRERO AVENUE  
 SAN FRANCISCO, CA 94110  
 SAN FRANCISCO COUNTY

REVISIONS

NO.	DATE	DESCRIPTION	INITIALS
0	03/20/12	ISSUED FOR BID CONSTRUCTION	CBK
1	04/17/12	REVISED FOR BID CONSTRUCTION	AF
2	05/16/12	REVISED FOR BID CONSTRUCTION	RLD
3	06/13/12	REVISED FOR 100% CONSTRUCTION	CBK

NOT FOR CONSTRUCTION UNLESS  
 LABELED AS CONSTRUCTION SET

LICENSURE

APPROVED  
 DEPT. OF BUILDING INSPECTION  
 DIVISION OF ELECTRICAL INSPECTION  
 DEPT. OF PUBLIC UTILITIES  
 JUL 23 2012

RECEIVED  
 JUN 25 2012  
 DEPT. OF BUILDING INSPECTION  
 DIVISION OF ELECTRICAL INSPECTION  
 DEPT. OF PUBLIC UTILITIES

SHEET TITLE

FIBER INSTALLATION DETAILS

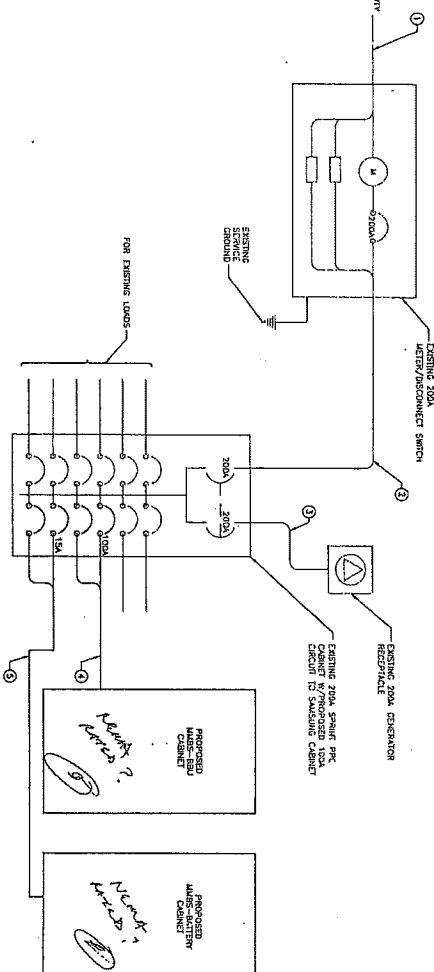
SHEET NUMBER

F-3

REVISION

3

NO	FROM	TO	COMPLETION
1	SOURCE	METER CENTER	EXISTING
2	METER / MISC.	TRANSFORMER CENTER & LOAD CENTER	EXISTING
3	TRANSFORMER CENTER * LOAD CENTER	GENERATOR RECEPTACLE	EXISTING
4	TRANSFORMER & LOAD CENTER	PROPOSED MISC. SERV. CABINET	(2) 12 AMP, (2) 15 AMP, (2) 20 AMP, (2) 30 AMP, (2) 40 AMP, (2) 50 AMP
5	TRANSFORMER & LOAD CENTER	PROPOSED MISC. SERV. CABINET	(2) 12 AMP, (2) 15 AMP, (2) 20 AMP, (2) 30 AMP, (2) 40 AMP, (2) 50 AMP



- ELECTRICAL NOTES**
1. ALL ELECTRICAL WORK SHALL BE DONE IN ACCORDANCE WITH CURRENT NATIONAL, ELECTRICAL CODES AND ALL LOCAL AND STATE CODE, LAWS, AND ORDINANCES. PROVIDE ALL COMPONENTS AND WIRE SIZES AS REQUIRED TO MEET THE REQUIREMENTS.
  2. CONSTRUCTION SHALL COMPLY WITH LOCAL POWER COMPANY FOR REQUIREMENTS OF POWER SERVICE UNIT TO THE METER BASE. POWER SERVICE REQUIREMENT SHALL BE PROVIDED TO THE LOCAL POWER COMPANY FOR REQUIREMENTS OF THE SERVICE LINE TO THE METER BASE. THE METER BASE SHALL COMPLY WITH LOCAL TELEPHONE COMPANY FOR REQUIREMENTS OF THE SERVICE LINE TO THE METER BASE. THE METER BASE SHALL COMPLY WITH LOCAL POWER COMPANY FOR REQUIREMENTS OF THE SERVICE LINE TO THE METER BASE.
  3. CONSTRUCTION SHALL COMPLY WITH LOCAL TELEPHONE COMPANY FOR REQUIREMENTS OF THE SERVICE LINE TO THE METER BASE. THE METER BASE SHALL COMPLY WITH LOCAL POWER COMPANY FOR REQUIREMENTS OF THE SERVICE LINE TO THE METER BASE.
  4. UNBUNDLED POWER AND DATA SERVICE LINES SHALL BE INSTALLED IN A COMMON TRUNK. ALL UNBUNDLED CABLE SHALL BE PER CODES 40 AND 41. CABLE SHALL BE INSTALLED IN A COMMON TRUNK. ALL UNBUNDLED CABLE SHALL BE PER CODES 40 AND 41. CABLE SHALL BE INSTALLED IN A COMMON TRUNK. ALL UNBUNDLED CABLE SHALL BE PER CODES 40 AND 41.
  5. THE SERVICE CABLE SHALL BE INSTALLED IN A COMMON TRUNK. ALL UNBUNDLED CABLE SHALL BE PER CODES 40 AND 41. CABLE SHALL BE INSTALLED IN A COMMON TRUNK. ALL UNBUNDLED CABLE SHALL BE PER CODES 40 AND 41.
  6. CONDUIT SHALL BE INSTALLED IN A COMMON TRUNK. ALL UNBUNDLED CABLE SHALL BE PER CODES 40 AND 41. CABLE SHALL BE INSTALLED IN A COMMON TRUNK. ALL UNBUNDLED CABLE SHALL BE PER CODES 40 AND 41.
  7. ALL DATA CABLE SHALL BE INSTALLED IN A COMMON TRUNK. ALL UNBUNDLED CABLE SHALL BE PER CODES 40 AND 41. CABLE SHALL BE INSTALLED IN A COMMON TRUNK. ALL UNBUNDLED CABLE SHALL BE PER CODES 40 AND 41.
  8. ALL DATA CABLE SHALL BE INSTALLED IN A COMMON TRUNK. ALL UNBUNDLED CABLE SHALL BE PER CODES 40 AND 41. CABLE SHALL BE INSTALLED IN A COMMON TRUNK. ALL UNBUNDLED CABLE SHALL BE PER CODES 40 AND 41.
  9. ALL DATA CABLE SHALL BE INSTALLED IN A COMMON TRUNK. ALL UNBUNDLED CABLE SHALL BE PER CODES 40 AND 41. CABLE SHALL BE INSTALLED IN A COMMON TRUNK. ALL UNBUNDLED CABLE SHALL BE PER CODES 40 AND 41.
  10. ALL DATA CABLE SHALL BE INSTALLED IN A COMMON TRUNK. ALL UNBUNDLED CABLE SHALL BE PER CODES 40 AND 41. CABLE SHALL BE INSTALLED IN A COMMON TRUNK. ALL UNBUNDLED CABLE SHALL BE PER CODES 40 AND 41.
  11. ALL DATA CABLE SHALL BE INSTALLED IN A COMMON TRUNK. ALL UNBUNDLED CABLE SHALL BE PER CODES 40 AND 41. CABLE SHALL BE INSTALLED IN A COMMON TRUNK. ALL UNBUNDLED CABLE SHALL BE PER CODES 40 AND 41.
  12. ALL DATA CABLE SHALL BE INSTALLED IN A COMMON TRUNK. ALL UNBUNDLED CABLE SHALL BE PER CODES 40 AND 41. CABLE SHALL BE INSTALLED IN A COMMON TRUNK. ALL UNBUNDLED CABLE SHALL BE PER CODES 40 AND 41.
  13. ALL DATA CABLE SHALL BE INSTALLED IN A COMMON TRUNK. ALL UNBUNDLED CABLE SHALL BE PER CODES 40 AND 41. CABLE SHALL BE INSTALLED IN A COMMON TRUNK. ALL UNBUNDLED CABLE SHALL BE PER CODES 40 AND 41.
  14. ALL DATA CABLE SHALL BE INSTALLED IN A COMMON TRUNK. ALL UNBUNDLED CABLE SHALL BE PER CODES 40 AND 41. CABLE SHALL BE INSTALLED IN A COMMON TRUNK. ALL UNBUNDLED CABLE SHALL BE PER CODES 40 AND 41.
  15. ALL DATA CABLE SHALL BE INSTALLED IN A COMMON TRUNK. ALL UNBUNDLED CABLE SHALL BE PER CODES 40 AND 41. CABLE SHALL BE INSTALLED IN A COMMON TRUNK. ALL UNBUNDLED CABLE SHALL BE PER CODES 40 AND 41.
  16. ALL DATA CABLE SHALL BE INSTALLED IN A COMMON TRUNK. ALL UNBUNDLED CABLE SHALL BE PER CODES 40 AND 41. CABLE SHALL BE INSTALLED IN A COMMON TRUNK. ALL UNBUNDLED CABLE SHALL BE PER CODES 40 AND 41.
  17. ALL DATA CABLE SHALL BE INSTALLED IN A COMMON TRUNK. ALL UNBUNDLED CABLE SHALL BE PER CODES 40 AND 41. CABLE SHALL BE INSTALLED IN A COMMON TRUNK. ALL UNBUNDLED CABLE SHALL BE PER CODES 40 AND 41.

- ELECTRICAL NOTES (CONT.)**
18. ALL WIRE SHALL BE THE THIN, SOFT, ANNEALED COPPER UP TO SIZE #10 AWG (8) AND LARGER SHALL BE DOMESTIC (MILWIRE) TYPE SERVICE C, (1) 17. ALL WIRE SHALL BE THE THIN, SOFT, ANNEALED COPPER UP TO SIZE #10 AWG (8) AND LARGER SHALL BE DOMESTIC (MILWIRE) TYPE SERVICE C, (1) 17.
  19. ALL WIRE SHALL BE THE THIN, SOFT, ANNEALED COPPER UP TO SIZE #10 AWG (8) AND LARGER SHALL BE DOMESTIC (MILWIRE) TYPE SERVICE C, (1) 17.
  20. ALL NEW MATERIAL SHALL HAVE A UL LABEL.
  21. CONDUIT SHALL BE INSTALLED IN A COMMON TRUNK. ALL UNBUNDLED CABLE SHALL BE PER CODES 40 AND 41. CABLE SHALL BE INSTALLED IN A COMMON TRUNK. ALL UNBUNDLED CABLE SHALL BE PER CODES 40 AND 41.
  22. ALL DATA CABLE SHALL BE INSTALLED IN A COMMON TRUNK. ALL UNBUNDLED CABLE SHALL BE PER CODES 40 AND 41. CABLE SHALL BE INSTALLED IN A COMMON TRUNK. ALL UNBUNDLED CABLE SHALL BE PER CODES 40 AND 41.
  23. ALL DATA CABLE SHALL BE INSTALLED IN A COMMON TRUNK. ALL UNBUNDLED CABLE SHALL BE PER CODES 40 AND 41. CABLE SHALL BE INSTALLED IN A COMMON TRUNK. ALL UNBUNDLED CABLE SHALL BE PER CODES 40 AND 41.
  24. ALL DATA CABLE SHALL BE INSTALLED IN A COMMON TRUNK. ALL UNBUNDLED CABLE SHALL BE PER CODES 40 AND 41. CABLE SHALL BE INSTALLED IN A COMMON TRUNK. ALL UNBUNDLED CABLE SHALL BE PER CODES 40 AND 41.
  25. ALL DATA CABLE SHALL BE INSTALLED IN A COMMON TRUNK. ALL UNBUNDLED CABLE SHALL BE PER CODES 40 AND 41. CABLE SHALL BE INSTALLED IN A COMMON TRUNK. ALL UNBUNDLED CABLE SHALL BE PER CODES 40 AND 41.
  26. ALL DATA CABLE SHALL BE INSTALLED IN A COMMON TRUNK. ALL UNBUNDLED CABLE SHALL BE PER CODES 40 AND 41. CABLE SHALL BE INSTALLED IN A COMMON TRUNK. ALL UNBUNDLED CABLE SHALL BE PER CODES 40 AND 41.
  27. ALL DATA CABLE SHALL BE INSTALLED IN A COMMON TRUNK. ALL UNBUNDLED CABLE SHALL BE PER CODES 40 AND 41. CABLE SHALL BE INSTALLED IN A COMMON TRUNK. ALL UNBUNDLED CABLE SHALL BE PER CODES 40 AND 41.
  28. ALL DATA CABLE SHALL BE INSTALLED IN A COMMON TRUNK. ALL UNBUNDLED CABLE SHALL BE PER CODES 40 AND 41. CABLE SHALL BE INSTALLED IN A COMMON TRUNK. ALL UNBUNDLED CABLE SHALL BE PER CODES 40 AND 41.
  29. ALL DATA CABLE SHALL BE INSTALLED IN A COMMON TRUNK. ALL UNBUNDLED CABLE SHALL BE PER CODES 40 AND 41. CABLE SHALL BE INSTALLED IN A COMMON TRUNK. ALL UNBUNDLED CABLE SHALL BE PER CODES 40 AND 41.
  30. ALL DATA CABLE SHALL BE INSTALLED IN A COMMON TRUNK. ALL UNBUNDLED CABLE SHALL BE PER CODES 40 AND 41. CABLE SHALL BE INSTALLED IN A COMMON TRUNK. ALL UNBUNDLED CABLE SHALL BE PER CODES 40 AND 41.
  31. ALL DATA CABLE SHALL BE INSTALLED IN A COMMON TRUNK. ALL UNBUNDLED CABLE SHALL BE PER CODES 40 AND 41. CABLE SHALL BE INSTALLED IN A COMMON TRUNK. ALL UNBUNDLED CABLE SHALL BE PER CODES 40 AND 41.
  32. ALL DATA CABLE SHALL BE INSTALLED IN A COMMON TRUNK. ALL UNBUNDLED CABLE SHALL BE PER CODES 40 AND 41. CABLE SHALL BE INSTALLED IN A COMMON TRUNK. ALL UNBUNDLED CABLE SHALL BE PER CODES 40 AND 41.
  33. ALL DATA CABLE SHALL BE INSTALLED IN A COMMON TRUNK. ALL UNBUNDLED CABLE SHALL BE PER CODES 40 AND 41. CABLE SHALL BE INSTALLED IN A COMMON TRUNK. ALL UNBUNDLED CABLE SHALL BE PER CODES 40 AND 41.
  34. ALL DATA CABLE SHALL BE INSTALLED IN A COMMON TRUNK. ALL UNBUNDLED CABLE SHALL BE PER CODES 40 AND 41. CABLE SHALL BE INSTALLED IN A COMMON TRUNK. ALL UNBUNDLED CABLE SHALL BE PER CODES 40 AND 41.
  35. ALL DATA CABLE SHALL BE INSTALLED IN A COMMON TRUNK. ALL UNBUNDLED CABLE SHALL BE PER CODES 40 AND 41. CABLE SHALL BE INSTALLED IN A COMMON TRUNK. ALL UNBUNDLED CABLE SHALL BE PER CODES 40 AND 41.
  36. ALL DATA CABLE SHALL BE INSTALLED IN A COMMON TRUNK. ALL UNBUNDLED CABLE SHALL BE PER CODES 40 AND 41. CABLE SHALL BE INSTALLED IN A COMMON TRUNK. ALL UNBUNDLED CABLE SHALL BE PER CODES 40 AND 41.
  37. ALL DATA CABLE SHALL BE INSTALLED IN A COMMON TRUNK. ALL UNBUNDLED CABLE SHALL BE PER CODES 40 AND 41. CABLE SHALL BE INSTALLED IN A COMMON TRUNK. ALL UNBUNDLED CABLE SHALL BE PER CODES 40 AND 41.
  38. ALL DATA CABLE SHALL BE INSTALLED IN A COMMON TRUNK. ALL UNBUNDLED CABLE SHALL BE PER CODES 40 AND 41. CABLE SHALL BE INSTALLED IN A COMMON TRUNK. ALL UNBUNDLED CABLE SHALL BE PER CODES 40 AND 41.
  39. ALL DATA CABLE SHALL BE INSTALLED IN A COMMON TRUNK. ALL UNBUNDLED CABLE SHALL BE PER CODES 40 AND 41. CABLE SHALL BE INSTALLED IN A COMMON TRUNK. ALL UNBUNDLED CABLE SHALL BE PER CODES 40 AND 41.
  40. ALL DATA CABLE SHALL BE INSTALLED IN A COMMON TRUNK. ALL UNBUNDLED CABLE SHALL BE PER CODES 40 AND 41. CABLE SHALL BE INSTALLED IN A COMMON TRUNK. ALL UNBUNDLED CABLE SHALL BE PER CODES 40 AND 41.

**APPROVED**  
 DATE: 11/17/12  
 PROJECT: SAN FRANCISCO GENERAL HOSPITAL

*As per drawings and specifications*

**ELECTRICAL SINGLE-LINE DIAGRAM**

THE INFORMATION CONTAINED IN THIS SET OF CONSTRUCTION DOCUMENTS IS INTENDED TO BE USED AS A GUIDE ONLY. THE USER OF THESE DOCUMENTS SHALL BE RESPONSIBLE FOR OBTAINING ALL NECESSARY PERMITS AND FOR VERIFYING THE ACCURACY OF ALL INFORMATION CONTAINED HEREIN. THE USER OF THESE DOCUMENTS SHALL BE RESPONSIBLE FOR OBTAINING ALL NECESSARY PERMITS AND FOR VERIFYING THE ACCURACY OF ALL INFORMATION CONTAINED HEREIN.

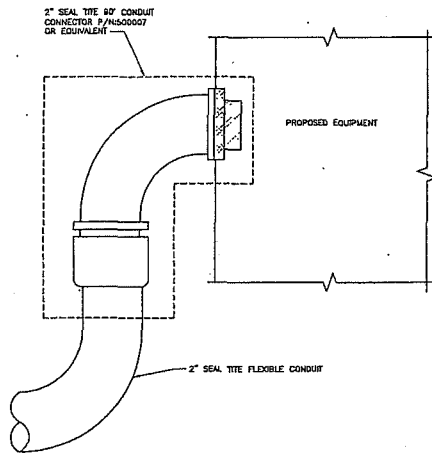


**PROJECT INFORMATION:**  
 NETWORK VISION HUBS (LAN) IN  
 SAN FRANCISCO  
 GENERAL HOSPITAL  
 5F54XC211-A  
 955 POTRERO AVENUE  
 SAN FRANCISCO, CA 94110  
 SAN FRANCISCO COUNTY

REV.	DATE	DESCRIPTION	BY
0	02/29/12	ISSUED FOR BIDDING	DKR
1	04/17/12	REVISED FOR BIDDING	AF
2	05/16/12	REVISED FOR BIDDING	DKR
3	06/11/12	REVISED FOR BIDDING	DKR

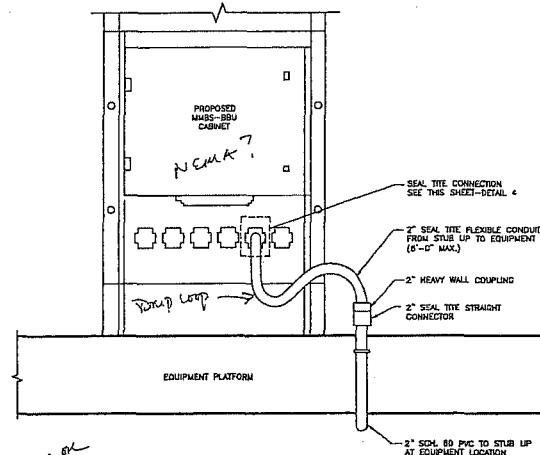
**NOT FOR CONSTRUCTION USE**  
 DATE: 11/17/12  
 PROJECT: SAN FRANCISCO GENERAL HOSPITAL

SHEET TITLE	ELECTRICAL SINGLE-LINE DIAGRAM & NOTES
SHEET NUMBER	E-1
REVISION	3



SEAL TITE POWER CONDUIT CONNECTION TO PROPOSED EQUIPMENT DETAIL  
 24:00 SCALE NOT TO SCALE  
 11:25 SCALE NOT TO SCALE

4



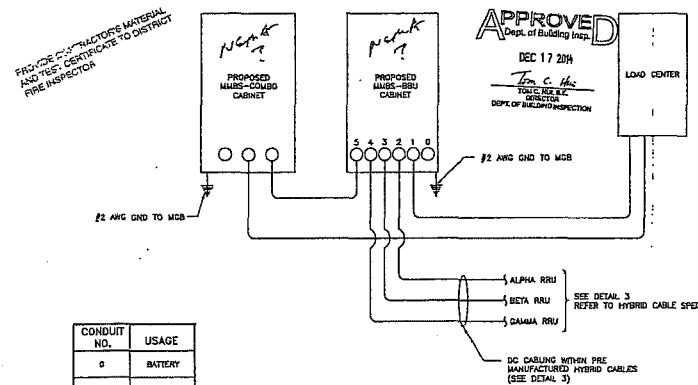
EQUIPMENT POWER CONDUIT CONNECTIONS  
 24:00 SCALE NOT TO SCALE  
 11:25 SCALE NOT TO SCALE

2

	TYPE 1	TYPE 2	TYPE 3
TOTAL LENGTH	~40m (131')	~70m (230')	~120m (394') (REQUIREMENT IS 300 FEET= 91.4m)
HYBRID POWER CABLE CONFIGURATION	(2) #8 AWG (6) #10 AWG	(2) #8 AWG (6) #10 AWG	(2) #14 AWG (5) #8 AWG
CABLE DIAMETER	32mm (1.25")	32mm (1.25")	35mm (1.41")
BENDING RADIUS	800mm (31.49")	800mm (31.49")	800mm (31.49")
OPTIC CABLE	LC/PC-TO-LC/PC SINGLE MODE	LC/PC-TO-LC/PC SINGLE MODE	LC/PC-TO-LC/PC SINGLE MODE
MMS-BBU CABINET (POWER CABLE TERMINAL MAX SIZE AWG 8)			.AWG 4-> AWG 8 CONVERSION NOT NEEDED
RRU POWER CABLE SPEC	(8) #10 AWG	(8) #10 AWG	(8) #10 AWG
NON USE POWER AND OPTIC CABLE PROTECTION	2 PAIR POWER AND OPTIC CABLE WITH PE PIPE	2 PAIR POWER AND OPTIC CABLE WITH PE PIPE	2 PAIR POWER AND OPTIC CABLE WITH PE PIPE

HYBRID CABLE TYPE  
 24:00 SCALE NOT TO SCALE  
 11:25 SCALE NOT TO SCALE

3



CONDUIT NO.	USAGE
0	BATTERY
1	AC/GROUND
2	RRU ALPHA
3	RRU BETA
4	RRU GAMMA
5	BATTERY

ELECTRICAL NOTES

1. MINIMUM CABLE LENGTH BETWEEN THE DU AND BATTERY IS 70MM (2.75 IN).
2. MAXIMUM CABLE LENGTH DISTANCE IS 800MM (31.43" IN).
3. ROUTE DC CONDUCTORS IN CONDUITS TO PROPOSED MMS-BBU CABINET & RRU'S ARE FACTORY ASSIGNED AND EQUIPPED WITH ONE PRE-TERMINATED END.

LEGAL 2011-05-05  
 5547 7102

POWER DIAGRAM  
 24:00 SCALE NOT TO SCALE  
 11:25 SCALE NOT TO SCALE


1



PROJECT INFORMATION  
 NETWORK VISION MMBTS LAUNCH  
**SAN FRANCISCO GENERAL HOSPITAL**  
 SF54XC211-A  
 955 POTRERO AVENUE  
 SAN FRANCISCO, CA 94110  
 SAN FRANCISCO COUNTY

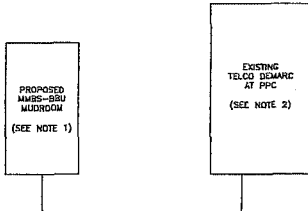
REV.	DATE	DESCRIPTION	DETAILS
0	03/20/12	ISSUED FOR 90% CONSTRUCTION	CEK
1	04/17/12	REVISED FOR 90% CONSTRUCTION	AF
2	05/16/12	REVISED FOR 90% CONSTRUCTION	RLD
3	06/13/12	REVISED FOR 100% CONSTRUCTION	CEK

NOT FOR CONSTRUCTION UNLESS LABELED AS CONSTRUCTION SET



SHEET TITLE  
 DC POWER DIAGRAM & POWER CONDUIT DETAILS

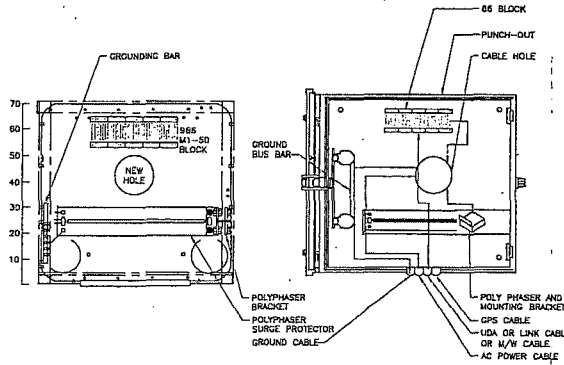
SHEET NUMBER: **E-2** REVISION: **3**



**NOTES**

1. CONTRACTOR SHALL INSTALL RJ-45 ENDS ON ALL (6) RINGS OF CAT5e INTO MMBS-BBU MUDROOM.
2. CONTRACTOR TO INSTALL NEW 66 BLOCK IN EXISTING TELCO BOX NEXT TO EXISTING PPC CABINET.

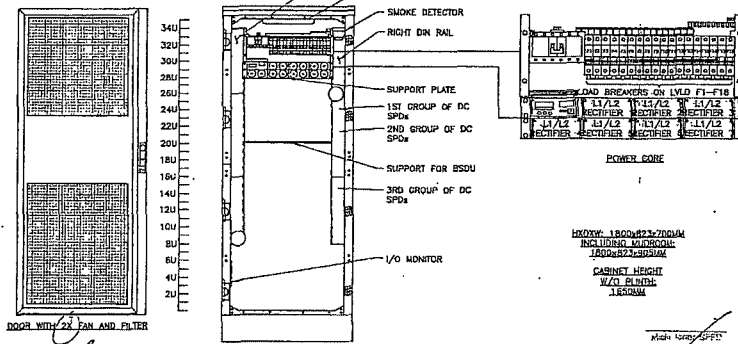
**TELCO RISER DETAIL**  
1/4" = 1'-0" SCALE, NOT TO SCALE



**MUDROOM ELECTRICAL DETAIL**  
1/4" = 1'-0" SCALE, NOT TO SCALE

CHG	LOAD DESCRIPTION	BREAKER AMPS	BREAKER POLES	BREAKER STATUS	SERVICE LOAD VA	USAGE FACTOR	PHASE A VA	PHASE B VA	USAGE FACTOR	SERVICE LOAD VA	BREAKER STATUS	BREAKER POLES	BREAKER AMPS	LOAD DESCRIPTION	CHG																																																																																																																																																																																																																																																																																																																																																																																																																																																																																
1	RECT 120	50	3	ON	4380	1.35	5913	5913	0.80	3456	ON	3	50	DIODE RECTIFIER	7																																																																																																																																																																																																																																																																																																																																																																																																																																																																																
2	RECT 204	50	3	ON	4380	1.35	5913	5913	0.80	3456	ON	3	50	DIODE RECTIFIER	8																																																																																																																																																																																																																																																																																																																																																																																																																																																																																
3	RECT 204	50	3	ON	4380	1.35	5913	5913	0.80	3456	ON	3	50	DIODE RECTIFIER	9																																																																																																																																																																																																																																																																																																																																																																																																																																																																																
4	RECT 204	50	3	ON	4380	1.35	5913	5913	0.80	3456	ON	3	50	DIODE RECTIFIER	10																																																																																																																																																																																																																																																																																																																																																																																																																																																																																
5	RECT 204	50	3	ON	4380	1.35	5913	5913	0.80	3456	ON	3	50	DIODE RECTIFIER	11																																																																																																																																																																																																																																																																																																																																																																																																																																																																																
6	RECT 204	50	3	ON	4380	1.35	5913	5913	0.80	3456	ON	3	50	DIODE RECTIFIER	12																																																																																																																																																																																																																																																																																																																																																																																																																																																																																
<b>EXISTING LOADS</b>																																																																																																																																																																																																																																																																																																																																																																																																																																																																																															
<table border="1"> <thead> <tr> <th>CHG</th> <th>LOAD DESCRIPTION</th> <th>BREAKER AMPS</th> <th>BREAKER POLES</th> <th>BREAKER STATUS</th> <th>SERVICE LOAD VA</th> <th>USAGE FACTOR</th> <th>PHASE A VA</th> <th>PHASE B VA</th> <th>USAGE FACTOR</th> <th>SERVICE LOAD VA</th> <th>BREAKER STATUS</th> <th>BREAKER POLES</th> <th>BREAKER AMPS</th> <th>LOAD DESCRIPTION</th> <th>CHG</th> </tr> </thead> <tbody> <tr> <td>1</td> <td>BATTERY CABINET</td> <td>50</td> <td>3</td> <td>ON</td> <td>4380</td> <td>1.35</td> <td>5913</td> <td>5913</td> <td>0.80</td> <td>3456</td> <td>ON</td> <td>3</td> <td>50</td> <td>BATTERY CABINET</td> <td>1</td> </tr> <tr> <td>2</td> <td>FAN</td> <td>50</td> <td>3</td> <td>ON</td> <td>4380</td> <td>1.35</td> <td>5913</td> <td>5913</td> <td>0.80</td> <td>3456</td> <td>ON</td> <td>3</td> <td>50</td> <td>FAN</td> <td>2</td> </tr> <tr> <td>3</td> <td>FAN</td> <td>50</td> <td>3</td> <td>ON</td> <td>4380</td> <td>1.35</td> <td>5913</td> <td>5913</td> <td>0.80</td> <td>3456</td> <td>ON</td> <td>3</td> <td>50</td> <td>FAN</td> <td>3</td> </tr> <tr> <td>4</td> <td>FAN</td> <td>50</td> <td>3</td> <td>ON</td> <td>4380</td> <td>1.35</td> <td>5913</td> <td>5913</td> <td>0.80</td> <td>3456</td> <td>ON</td> <td>3</td> <td>50</td> <td>FAN</td> <td>4</td> </tr> <tr> <td>5</td> <td>FAN</td> <td>50</td> <td>3</td> <td>ON</td> <td>4380</td> <td>1.35</td> <td>5913</td> <td>5913</td> <td>0.80</td> <td>3456</td> <td>ON</td> <td>3</td> <td>50</td> <td>FAN</td> <td>5</td> </tr> <tr> <td>6</td> <td>FAN</td> <td>50</td> <td>3</td> <td>ON</td> <td>4380</td> <td>1.35</td> <td>5913</td> <td>5913</td> <td>0.80</td> <td>3456</td> <td>ON</td> <td>3</td> <td>50</td> <td>FAN</td> <td>6</td> </tr> <tr> <td>7</td> <td>FAN</td> <td>50</td> <td>3</td> <td>ON</td> <td>4380</td> <td>1.35</td> <td>5913</td> <td>5913</td> <td>0.80</td> <td>3456</td> <td>ON</td> <td>3</td> <td>50</td> <td>FAN</td> <td>7</td> </tr> <tr> <td>8</td> <td>FAN</td> <td>50</td> <td>3</td> <td>ON</td> <td>4380</td> <td>1.35</td> <td>5913</td> <td>5913</td> <td>0.80</td> <td>3456</td> <td>ON</td> <td>3</td> <td>50</td> <td>FAN</td> <td>8</td> </tr> <tr> <td>9</td> <td>FAN</td> <td>50</td> <td>3</td> <td>ON</td> <td>4380</td> <td>1.35</td> <td>5913</td> <td>5913</td> <td>0.80</td> <td>3456</td> <td>ON</td> <td>3</td> <td>50</td> <td>FAN</td> <td>9</td> </tr> <tr> <td>10</td> <td>FAN</td> <td>50</td> <td>3</td> <td>ON</td> <td>4380</td> <td>1.35</td> <td>5913</td> <td>5913</td> <td>0.80</td> <td>3456</td> <td>ON</td> <td>3</td> <td>50</td> <td>FAN</td> <td>10</td> </tr> <tr> <td>11</td> <td>FAN</td> <td>50</td> <td>3</td> <td>ON</td> <td>4380</td> <td>1.35</td> <td>5913</td> <td>5913</td> <td>0.80</td> <td>3456</td> <td>ON</td> <td>3</td> <td>50</td> <td>FAN</td> <td>11</td> </tr> <tr> <td>12</td> <td>FAN</td> <td>50</td> <td>3</td> <td>ON</td> <td>4380</td> <td>1.35</td> <td>5913</td> <td>5913</td> <td>0.80</td> <td>3456</td> <td>ON</td> <td>3</td> <td>50</td> <td>FAN</td> <td>12</td> </tr> <tr> <td colspan="16"><b>TOTAL LOADS</b></td> </tr> <tr> <td colspan="16"> <table border="1"> <thead> <tr> <th>CHG</th> <th>LOAD DESCRIPTION</th> <th>BREAKER AMPS</th> <th>BREAKER POLES</th> <th>BREAKER STATUS</th> <th>SERVICE LOAD VA</th> <th>USAGE FACTOR</th> <th>PHASE A VA</th> <th>PHASE B VA</th> <th>USAGE FACTOR</th> <th>SERVICE LOAD VA</th> <th>BREAKER STATUS</th> <th>BREAKER POLES</th> <th>BREAKER AMPS</th> <th>LOAD DESCRIPTION</th> <th>CHG</th> </tr> </thead> <tbody> <tr> <td>1</td> <td>BATTERY CABINET</td> <td>50</td> <td>3</td> <td>ON</td> <td>4380</td> <td>1.35</td> <td>5913</td> <td>5913</td> <td>0.80</td> <td>3456</td> <td>ON</td> <td>3</td> <td>50</td> <td>BATTERY CABINET</td> <td>1</td> </tr> <tr> <td>2</td> <td>FAN</td> <td>50</td> <td>3</td> <td>ON</td> <td>4380</td> <td>1.35</td> <td>5913</td> <td>5913</td> <td>0.80</td> <td>3456</td> <td>ON</td> <td>3</td> <td>50</td> <td>FAN</td> <td>2</td> </tr> <tr> <td>3</td> <td>FAN</td> <td>50</td> <td>3</td> <td>ON</td> <td>4380</td> <td>1.35</td> <td>5913</td> <td>5913</td> <td>0.80</td> <td>3456</td> <td>ON</td> <td>3</td> <td>50</td> <td>FAN</td> <td>3</td> </tr> <tr> <td>4</td> <td>FAN</td> <td>50</td> <td>3</td> <td>ON</td> <td>4380</td> <td>1.35</td> <td>5913</td> <td>5913</td> <td>0.80</td> <td>3456</td> <td>ON</td> <td>3</td> <td>50</td> <td>FAN</td> <td>4</td> </tr> <tr> <td>5</td> <td>FAN</td> <td>50</td> <td>3</td> <td>ON</td> <td>4380</td> <td>1.35</td> <td>5913</td> <td>5913</td> <td>0.80</td> <td>3456</td> <td>ON</td> <td>3</td> <td>50</td> <td>FAN</td> <td>5</td> </tr> <tr> <td>6</td> <td>FAN</td> <td>50</td> <td>3</td> <td>ON</td> <td>4380</td> <td>1.35</td> <td>5913</td> <td>5913</td> <td>0.80</td> <td>3456</td> <td>ON</td> <td>3</td> <td>50</td> <td>FAN</td> <td>6</td> </tr> <tr> <td>7</td> <td>FAN</td> <td>50</td> <td>3</td> <td>ON</td> <td>4380</td> <td>1.35</td> <td>5913</td> <td>5913</td> <td>0.80</td> <td>3456</td> <td>ON</td> <td>3</td> <td>50</td> <td>FAN</td> <td>7</td> </tr> <tr> <td>8</td> <td>FAN</td> <td>50</td> <td>3</td> <td>ON</td> <td>4380</td> <td>1.35</td> <td>5913</td> <td>5913</td> <td>0.80</td> <td>3456</td> <td>ON</td> <td>3</td> <td>50</td> <td>FAN</td> <td>8</td> </tr> <tr> <td>9</td> <td>FAN</td> <td>50</td> <td>3</td> <td>ON</td> <td>4380</td> <td>1.35</td> <td>5913</td> <td>5913</td> <td>0.80</td> <td>3456</td> <td>ON</td> <td>3</td> <td>50</td> <td>FAN</td> <td>9</td> </tr> <tr> <td>10</td> <td>FAN</td> <td>50</td> <td>3</td> <td>ON</td> <td>4380</td> <td>1.35</td> <td>5913</td> <td>5913</td> <td>0.80</td> <td>3456</td> <td>ON</td> <td>3</td> <td>50</td> <td>FAN</td> <td>10</td> </tr> <tr> <td>11</td> <td>FAN</td> <td>50</td> <td>3</td> <td>ON</td> <td>4380</td> <td>1.35</td> <td>5913</td> <td>5913</td> <td>0.80</td> <td>3456</td> <td>ON</td> <td>3</td> <td>50</td> <td>FAN</td> <td>11</td> </tr> <tr> <td>12</td> <td>FAN</td> <td>50</td> <td>3</td> <td>ON</td> <td>4380</td> <td>1.35</td> <td>5913</td> <td>5913</td> <td>0.80</td> <td>3456</td> <td>ON</td> <td>3</td> <td>50</td> <td>FAN</td> <td>12</td> </tr> <tr> <td colspan="16"><b>TOTAL LOADS</b></td> </tr> </tbody> </table> </td> </tr> </tbody> </table>																CHG	LOAD DESCRIPTION	BREAKER AMPS	BREAKER POLES	BREAKER STATUS	SERVICE LOAD VA	USAGE FACTOR	PHASE A VA	PHASE B VA	USAGE FACTOR	SERVICE LOAD VA	BREAKER STATUS	BREAKER POLES	BREAKER AMPS	LOAD DESCRIPTION	CHG	1	BATTERY CABINET	50	3	ON	4380	1.35	5913	5913	0.80	3456	ON	3	50	BATTERY CABINET	1	2	FAN	50	3	ON	4380	1.35	5913	5913	0.80	3456	ON	3	50	FAN	2	3	FAN	50	3	ON	4380	1.35	5913	5913	0.80	3456	ON	3	50	FAN	3	4	FAN	50	3	ON	4380	1.35	5913	5913	0.80	3456	ON	3	50	FAN	4	5	FAN	50	3	ON	4380	1.35	5913	5913	0.80	3456	ON	3	50	FAN	5	6	FAN	50	3	ON	4380	1.35	5913	5913	0.80	3456	ON	3	50	FAN	6	7	FAN	50	3	ON	4380	1.35	5913	5913	0.80	3456	ON	3	50	FAN	7	8	FAN	50	3	ON	4380	1.35	5913	5913	0.80	3456	ON	3	50	FAN	8	9	FAN	50	3	ON	4380	1.35	5913	5913	0.80	3456	ON	3	50	FAN	9	10	FAN	50	3	ON	4380	1.35	5913	5913	0.80	3456	ON	3	50	FAN	10	11	FAN	50	3	ON	4380	1.35	5913	5913	0.80	3456	ON	3	50	FAN	11	12	FAN	50	3	ON	4380	1.35	5913	5913	0.80	3456	ON	3	50	FAN	12	<b>TOTAL LOADS</b>																<table border="1"> <thead> <tr> <th>CHG</th> <th>LOAD DESCRIPTION</th> <th>BREAKER AMPS</th> <th>BREAKER POLES</th> <th>BREAKER STATUS</th> <th>SERVICE LOAD VA</th> <th>USAGE FACTOR</th> <th>PHASE A VA</th> <th>PHASE B VA</th> <th>USAGE FACTOR</th> <th>SERVICE LOAD VA</th> <th>BREAKER STATUS</th> <th>BREAKER POLES</th> <th>BREAKER AMPS</th> <th>LOAD DESCRIPTION</th> <th>CHG</th> </tr> </thead> <tbody> <tr> <td>1</td> <td>BATTERY CABINET</td> <td>50</td> <td>3</td> <td>ON</td> <td>4380</td> <td>1.35</td> <td>5913</td> <td>5913</td> <td>0.80</td> <td>3456</td> <td>ON</td> <td>3</td> <td>50</td> <td>BATTERY CABINET</td> <td>1</td> </tr> <tr> <td>2</td> <td>FAN</td> <td>50</td> <td>3</td> <td>ON</td> <td>4380</td> <td>1.35</td> <td>5913</td> <td>5913</td> <td>0.80</td> <td>3456</td> <td>ON</td> <td>3</td> <td>50</td> <td>FAN</td> <td>2</td> </tr> <tr> <td>3</td> <td>FAN</td> <td>50</td> <td>3</td> <td>ON</td> <td>4380</td> <td>1.35</td> <td>5913</td> <td>5913</td> <td>0.80</td> <td>3456</td> <td>ON</td> <td>3</td> <td>50</td> <td>FAN</td> <td>3</td> </tr> <tr> <td>4</td> <td>FAN</td> <td>50</td> <td>3</td> <td>ON</td> <td>4380</td> <td>1.35</td> <td>5913</td> <td>5913</td> <td>0.80</td> <td>3456</td> <td>ON</td> <td>3</td> <td>50</td> <td>FAN</td> <td>4</td> </tr> <tr> <td>5</td> <td>FAN</td> <td>50</td> <td>3</td> <td>ON</td> <td>4380</td> <td>1.35</td> <td>5913</td> <td>5913</td> <td>0.80</td> <td>3456</td> <td>ON</td> <td>3</td> <td>50</td> <td>FAN</td> <td>5</td> </tr> <tr> <td>6</td> <td>FAN</td> <td>50</td> <td>3</td> <td>ON</td> <td>4380</td> <td>1.35</td> <td>5913</td> <td>5913</td> <td>0.80</td> <td>3456</td> <td>ON</td> <td>3</td> <td>50</td> <td>FAN</td> <td>6</td> </tr> <tr> <td>7</td> <td>FAN</td> <td>50</td> <td>3</td> <td>ON</td> <td>4380</td> <td>1.35</td> <td>5913</td> <td>5913</td> <td>0.80</td> <td>3456</td> <td>ON</td> <td>3</td> <td>50</td> <td>FAN</td> <td>7</td> </tr> <tr> <td>8</td> <td>FAN</td> <td>50</td> <td>3</td> <td>ON</td> <td>4380</td> <td>1.35</td> <td>5913</td> <td>5913</td> <td>0.80</td> <td>3456</td> <td>ON</td> <td>3</td> <td>50</td> <td>FAN</td> <td>8</td> </tr> <tr> <td>9</td> <td>FAN</td> <td>50</td> <td>3</td> <td>ON</td> <td>4380</td> <td>1.35</td> <td>5913</td> <td>5913</td> <td>0.80</td> <td>3456</td> <td>ON</td> <td>3</td> <td>50</td> <td>FAN</td> <td>9</td> </tr> <tr> <td>10</td> <td>FAN</td> <td>50</td> <td>3</td> <td>ON</td> <td>4380</td> <td>1.35</td> <td>5913</td> <td>5913</td> <td>0.80</td> <td>3456</td> <td>ON</td> <td>3</td> <td>50</td> <td>FAN</td> <td>10</td> </tr> <tr> <td>11</td> <td>FAN</td> <td>50</td> <td>3</td> <td>ON</td> <td>4380</td> <td>1.35</td> <td>5913</td> <td>5913</td> <td>0.80</td> <td>3456</td> <td>ON</td> <td>3</td> <td>50</td> <td>FAN</td> <td>11</td> </tr> <tr> <td>12</td> <td>FAN</td> <td>50</td> <td>3</td> <td>ON</td> <td>4380</td> <td>1.35</td> <td>5913</td> <td>5913</td> <td>0.80</td> <td>3456</td> <td>ON</td> <td>3</td> <td>50</td> <td>FAN</td> <td>12</td> </tr> <tr> <td colspan="16"><b>TOTAL LOADS</b></td> </tr> </tbody> </table>																CHG	LOAD DESCRIPTION	BREAKER AMPS	BREAKER POLES	BREAKER STATUS	SERVICE LOAD VA	USAGE FACTOR	PHASE A VA	PHASE B VA	USAGE FACTOR	SERVICE LOAD VA	BREAKER STATUS	BREAKER POLES	BREAKER AMPS	LOAD DESCRIPTION	CHG	1	BATTERY CABINET	50	3	ON	4380	1.35	5913	5913	0.80	3456	ON	3	50	BATTERY CABINET	1	2	FAN	50	3	ON	4380	1.35	5913	5913	0.80	3456	ON	3	50	FAN	2	3	FAN	50	3	ON	4380	1.35	5913	5913	0.80	3456	ON	3	50	FAN	3	4	FAN	50	3	ON	4380	1.35	5913	5913	0.80	3456	ON	3	50	FAN	4	5	FAN	50	3	ON	4380	1.35	5913	5913	0.80	3456	ON	3	50	FAN	5	6	FAN	50	3	ON	4380	1.35	5913	5913	0.80	3456	ON	3	50	FAN	6	7	FAN	50	3	ON	4380	1.35	5913	5913	0.80	3456	ON	3	50	FAN	7	8	FAN	50	3	ON	4380	1.35	5913	5913	0.80	3456	ON	3	50	FAN	8	9	FAN	50	3	ON	4380	1.35	5913	5913	0.80	3456	ON	3	50	FAN	9	10	FAN	50	3	ON	4380	1.35	5913	5913	0.80	3456	ON	3	50	FAN	10	11	FAN	50	3	ON	4380	1.35	5913	5913	0.80	3456	ON	3	50	FAN	11	12	FAN	50	3	ON	4380	1.35	5913	5913	0.80	3456	ON	3	50	FAN	12	<b>TOTAL LOADS</b>															
CHG	LOAD DESCRIPTION	BREAKER AMPS	BREAKER POLES	BREAKER STATUS	SERVICE LOAD VA	USAGE FACTOR	PHASE A VA	PHASE B VA	USAGE FACTOR	SERVICE LOAD VA	BREAKER STATUS	BREAKER POLES	BREAKER AMPS	LOAD DESCRIPTION	CHG																																																																																																																																																																																																																																																																																																																																																																																																																																																																																
1	BATTERY CABINET	50	3	ON	4380	1.35	5913	5913	0.80	3456	ON	3	50	BATTERY CABINET	1																																																																																																																																																																																																																																																																																																																																																																																																																																																																																
2	FAN	50	3	ON	4380	1.35	5913	5913	0.80	3456	ON	3	50	FAN	2																																																																																																																																																																																																																																																																																																																																																																																																																																																																																
3	FAN	50	3	ON	4380	1.35	5913	5913	0.80	3456	ON	3	50	FAN	3																																																																																																																																																																																																																																																																																																																																																																																																																																																																																
4	FAN	50	3	ON	4380	1.35	5913	5913	0.80	3456	ON	3	50	FAN	4																																																																																																																																																																																																																																																																																																																																																																																																																																																																																
5	FAN	50	3	ON	4380	1.35	5913	5913	0.80	3456	ON	3	50	FAN	5																																																																																																																																																																																																																																																																																																																																																																																																																																																																																
6	FAN	50	3	ON	4380	1.35	5913	5913	0.80	3456	ON	3	50	FAN	6																																																																																																																																																																																																																																																																																																																																																																																																																																																																																
7	FAN	50	3	ON	4380	1.35	5913	5913	0.80	3456	ON	3	50	FAN	7																																																																																																																																																																																																																																																																																																																																																																																																																																																																																
8	FAN	50	3	ON	4380	1.35	5913	5913	0.80	3456	ON	3	50	FAN	8																																																																																																																																																																																																																																																																																																																																																																																																																																																																																
9	FAN	50	3	ON	4380	1.35	5913	5913	0.80	3456	ON	3	50	FAN	9																																																																																																																																																																																																																																																																																																																																																																																																																																																																																
10	FAN	50	3	ON	4380	1.35	5913	5913	0.80	3456	ON	3	50	FAN	10																																																																																																																																																																																																																																																																																																																																																																																																																																																																																
11	FAN	50	3	ON	4380	1.35	5913	5913	0.80	3456	ON	3	50	FAN	11																																																																																																																																																																																																																																																																																																																																																																																																																																																																																
12	FAN	50	3	ON	4380	1.35	5913	5913	0.80	3456	ON	3	50	FAN	12																																																																																																																																																																																																																																																																																																																																																																																																																																																																																
<b>TOTAL LOADS</b>																																																																																																																																																																																																																																																																																																																																																																																																																																																																																															
<table border="1"> <thead> <tr> <th>CHG</th> <th>LOAD DESCRIPTION</th> <th>BREAKER AMPS</th> <th>BREAKER POLES</th> <th>BREAKER STATUS</th> <th>SERVICE LOAD VA</th> <th>USAGE FACTOR</th> <th>PHASE A VA</th> <th>PHASE B VA</th> <th>USAGE FACTOR</th> <th>SERVICE LOAD VA</th> <th>BREAKER STATUS</th> <th>BREAKER POLES</th> <th>BREAKER AMPS</th> <th>LOAD DESCRIPTION</th> <th>CHG</th> </tr> </thead> <tbody> <tr> <td>1</td> <td>BATTERY CABINET</td> <td>50</td> <td>3</td> <td>ON</td> <td>4380</td> <td>1.35</td> <td>5913</td> <td>5913</td> <td>0.80</td> <td>3456</td> <td>ON</td> <td>3</td> <td>50</td> <td>BATTERY CABINET</td> <td>1</td> </tr> <tr> <td>2</td> <td>FAN</td> <td>50</td> <td>3</td> <td>ON</td> <td>4380</td> <td>1.35</td> <td>5913</td> <td>5913</td> <td>0.80</td> <td>3456</td> <td>ON</td> <td>3</td> <td>50</td> <td>FAN</td> <td>2</td> </tr> <tr> <td>3</td> <td>FAN</td> <td>50</td> <td>3</td> <td>ON</td> <td>4380</td> <td>1.35</td> <td>5913</td> <td>5913</td> <td>0.80</td> <td>3456</td> <td>ON</td> <td>3</td> <td>50</td> <td>FAN</td> <td>3</td> </tr> <tr> <td>4</td> <td>FAN</td> <td>50</td> <td>3</td> <td>ON</td> <td>4380</td> <td>1.35</td> <td>5913</td> <td>5913</td> <td>0.80</td> <td>3456</td> <td>ON</td> <td>3</td> <td>50</td> <td>FAN</td> <td>4</td> </tr> <tr> <td>5</td> <td>FAN</td> <td>50</td> <td>3</td> <td>ON</td> <td>4380</td> <td>1.35</td> <td>5913</td> <td>5913</td> <td>0.80</td> <td>3456</td> <td>ON</td> <td>3</td> <td>50</td> <td>FAN</td> <td>5</td> </tr> <tr> <td>6</td> <td>FAN</td> <td>50</td> <td>3</td> <td>ON</td> <td>4380</td> <td>1.35</td> <td>5913</td> <td>5913</td> <td>0.80</td> <td>3456</td> <td>ON</td> <td>3</td> <td>50</td> <td>FAN</td> <td>6</td> </tr> <tr> <td>7</td> <td>FAN</td> <td>50</td> <td>3</td> <td>ON</td> <td>4380</td> <td>1.35</td> <td>5913</td> <td>5913</td> <td>0.80</td> <td>3456</td> <td>ON</td> <td>3</td> <td>50</td> <td>FAN</td> <td>7</td> </tr> <tr> <td>8</td> <td>FAN</td> <td>50</td> <td>3</td> <td>ON</td> <td>4380</td> <td>1.35</td> <td>5913</td> <td>5913</td> <td>0.80</td> <td>3456</td> <td>ON</td> <td>3</td> <td>50</td> <td>FAN</td> <td>8</td> </tr> <tr> <td>9</td> <td>FAN</td> <td>50</td> <td>3</td> <td>ON</td> <td>4380</td> <td>1.35</td> <td>5913</td> <td>5913</td> <td>0.80</td> <td>3456</td> <td>ON</td> <td>3</td> <td>50</td> <td>FAN</td> <td>9</td> </tr> <tr> <td>10</td> <td>FAN</td> <td>50</td> <td>3</td> <td>ON</td> <td>4380</td> <td>1.35</td> <td>5913</td> <td>5913</td> <td>0.80</td> <td>3456</td> <td>ON</td> <td>3</td> <td>50</td> <td>FAN</td> <td>10</td> </tr> <tr> <td>11</td> <td>FAN</td> <td>50</td> <td>3</td> <td>ON</td> <td>4380</td> <td>1.35</td> <td>5913</td> <td>5913</td> <td>0.80</td> <td>3456</td> <td>ON</td> <td>3</td> <td>50</td> <td>FAN</td> <td>11</td> </tr> <tr> <td>12</td> <td>FAN</td> <td>50</td> <td>3</td> <td>ON</td> <td>4380</td> <td>1.35</td> <td>5913</td> <td>5913</td> <td>0.80</td> <td>3456</td> <td>ON</td> <td>3</td> <td>50</td> <td>FAN</td> <td>12</td> </tr> <tr> <td colspan="16"><b>TOTAL LOADS</b></td> </tr> </tbody> </table>																CHG	LOAD DESCRIPTION	BREAKER AMPS	BREAKER POLES	BREAKER STATUS	SERVICE LOAD VA	USAGE FACTOR	PHASE A VA	PHASE B VA	USAGE FACTOR	SERVICE LOAD VA	BREAKER STATUS	BREAKER POLES	BREAKER AMPS	LOAD DESCRIPTION	CHG	1	BATTERY CABINET	50	3	ON	4380	1.35	5913	5913	0.80	3456	ON	3	50	BATTERY CABINET	1	2	FAN	50	3	ON	4380	1.35	5913	5913	0.80	3456	ON	3	50	FAN	2	3	FAN	50	3	ON	4380	1.35	5913	5913	0.80	3456	ON	3	50	FAN	3	4	FAN	50	3	ON	4380	1.35	5913	5913	0.80	3456	ON	3	50	FAN	4	5	FAN	50	3	ON	4380	1.35	5913	5913	0.80	3456	ON	3	50	FAN	5	6	FAN	50	3	ON	4380	1.35	5913	5913	0.80	3456	ON	3	50	FAN	6	7	FAN	50	3	ON	4380	1.35	5913	5913	0.80	3456	ON	3	50	FAN	7	8	FAN	50	3	ON	4380	1.35	5913	5913	0.80	3456	ON	3	50	FAN	8	9	FAN	50	3	ON	4380	1.35	5913	5913	0.80	3456	ON	3	50	FAN	9	10	FAN	50	3	ON	4380	1.35	5913	5913	0.80	3456	ON	3	50	FAN	10	11	FAN	50	3	ON	4380	1.35	5913	5913	0.80	3456	ON	3	50	FAN	11	12	FAN	50	3	ON	4380	1.35	5913	5913	0.80	3456	ON	3	50	FAN	12	<b>TOTAL LOADS</b>																																																																																																																																																																																																																																																															
CHG	LOAD DESCRIPTION	BREAKER AMPS	BREAKER POLES	BREAKER STATUS	SERVICE LOAD VA	USAGE FACTOR	PHASE A VA	PHASE B VA	USAGE FACTOR	SERVICE LOAD VA	BREAKER STATUS	BREAKER POLES	BREAKER AMPS	LOAD DESCRIPTION	CHG																																																																																																																																																																																																																																																																																																																																																																																																																																																																																
1	BATTERY CABINET	50	3	ON	4380	1.35	5913	5913	0.80	3456	ON	3	50	BATTERY CABINET	1																																																																																																																																																																																																																																																																																																																																																																																																																																																																																
2	FAN	50	3	ON	4380	1.35	5913	5913	0.80	3456	ON	3	50	FAN	2																																																																																																																																																																																																																																																																																																																																																																																																																																																																																
3	FAN	50	3	ON	4380	1.35	5913	5913	0.80	3456	ON	3	50	FAN	3																																																																																																																																																																																																																																																																																																																																																																																																																																																																																
4	FAN	50	3	ON	4380	1.35	5913	5913	0.80	3456	ON	3	50	FAN	4																																																																																																																																																																																																																																																																																																																																																																																																																																																																																
5	FAN	50	3	ON	4380	1.35	5913	5913	0.80	3456	ON	3	50	FAN	5																																																																																																																																																																																																																																																																																																																																																																																																																																																																																
6	FAN	50	3	ON	4380	1.35	5913	5913	0.80	3456	ON	3	50	FAN	6																																																																																																																																																																																																																																																																																																																																																																																																																																																																																
7	FAN	50	3	ON	4380	1.35	5913	5913	0.80	3456	ON	3	50	FAN	7																																																																																																																																																																																																																																																																																																																																																																																																																																																																																
8	FAN	50	3	ON	4380	1.35	5913	5913	0.80	3456	ON	3	50	FAN	8																																																																																																																																																																																																																																																																																																																																																																																																																																																																																
9	FAN	50	3	ON	4380	1.35	5913	5913	0.80	3456	ON	3	50	FAN	9																																																																																																																																																																																																																																																																																																																																																																																																																																																																																
10	FAN	50	3	ON	4380	1.35	5913	5913	0.80	3456	ON	3	50	FAN	10																																																																																																																																																																																																																																																																																																																																																																																																																																																																																
11	FAN	50	3	ON	4380	1.35	5913	5913	0.80	3456	ON	3	50	FAN	11																																																																																																																																																																																																																																																																																																																																																																																																																																																																																
12	FAN	50	3	ON	4380	1.35	5913	5913	0.80	3456	ON	3	50	FAN	12																																																																																																																																																																																																																																																																																																																																																																																																																																																																																
<b>TOTAL LOADS</b>																																																																																																																																																																																																																																																																																																																																																																																																																																																																																															

**EXISTING 200AMP PANEL SCHEDULE**  
1/4" = 1'-0" SCALE, NOT TO SCALE



**MBBS-BBU ELECTRICAL DETAIL**  
1/4" = 1'-0" SCALE, NOT TO SCALE

**Sprint**

**SAMSUNG**

**M.O.S.T.**  
115 SANSOME STREET, SUITE 1400B  
SAN FRANCISCO, CA 94104

**PTS**  
PACIFIC TELECOM SYSTEMS, LLC  
115 SANSOME STREET, SUITE 1400B  
SAN FRANCISCO, CA 94104

**PROJECT INFORMATION:**

NETWORK VISION MMBS LAUNCH  
**SAN FRANCISCO GENERAL HOSPITAL**  
SF54XC211-A  
955 POTRERO AVENUE  
SAN FRANCISCO, CA 94110  
SAN FRANCISCO COUNTY

REV.	DATE	DESCRIPTION	NOTES
0	03/20/12	ISSUED FOR BOX CONSTRUCTION	CBK
1	04/17/12	REVISED FOR BOX CONSTRUCTION	AF
2	05/15/12	REVISED FOR BOX CONSTRUCTION	RLD
3	06/13/12	REVISED FOR 100% CONSTRUCTION	CBK

NOT FOR CONSTRUCTION UNLESS LABELED AS CONSTRUCTION

**RECEIVED**

JUN 25 2012

DEPT. OF BUILDING INSPECTION  
STANDARD MEETS THE QUALITY REQUIREMENTS FOR AMPLIFICATION

APPROVED  
DEC 17 2011  
Dept. of Building Inspection

POWER CODE

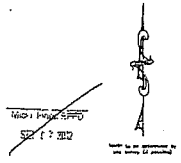
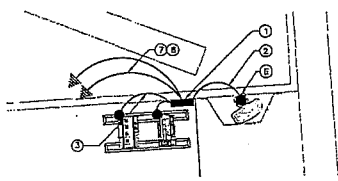
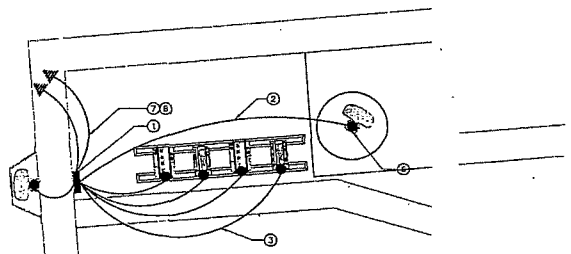
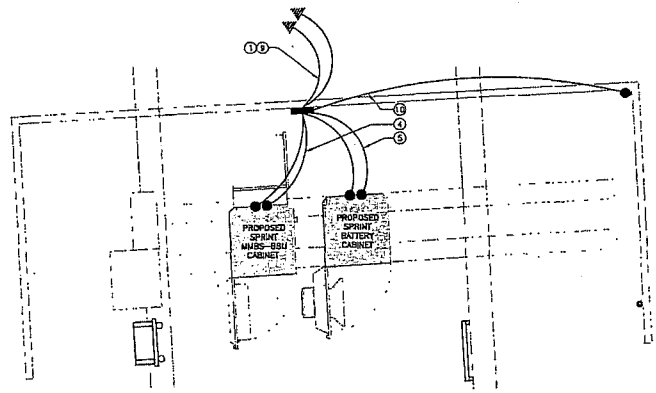
INDUSTRY 1800V/277V/300V  
INCLUDES MUDROOM  
1800V/277V/300V  
CABINET HEIGHT  
M/C BUBBLE  
1.0000M

SHEET TITLE: **POWER & TELCO DETAILS**

SHEET NUMBER: **E-3**

REVISION: **3**





**GROUNDING KEYED NOTES**

- ① EXISTING ANTENNA GROUND BUS BAR (FIELD VERIFY)
- ② #6 AWG ANTENNA MOUNT GROUND TO ANTENNA GROUND BUS BAR (TOP OF 0). SEE DETAIL 2/E-3.
- ③ #6 AWG GROUND FROM RRU TO ANTENNA GROUND BUS BAR. (90 DEGREE GROUND LUGS TO BE USED ON ALL RRU'S (TOP OF 0))
- ④ (2) #2 AWG GROUND FROM MMBS-SBU CABINET TO THE INTO EXISTING GROUND BUS BAR. SEE DETAIL 2/E-3
- ⑤ (2) #2 AWG GROUND FROM BATTERY CABINET TO THE INTO EXISTING GROUND BUS BAR. SEE DETAIL 2/E-3
- ⑥ CAD WELD (TYP). SEE DETAIL 1/E-3.
- ⑦ GC SHALL VERIFY (2) #2 AWG THRU GROUND LEADS FROM EACH OF SEVERAL REMOTE INDIVIDUAL BUSES TO BE COLLECTED AT ONE MAIN BUS AND FURTHER ROUTED TO BUILDING STEEL OR OTHER DESIGNATED BUILDING GROUNDING SYSTEM (FINAL DESIGNATED POINT OF GROUNDING TO BE COORDINATED WITH BUILDING OWNER).
- ⑧ ALL ROOF TOP GROUND LEADS SHALL BE THERMOPLASTIC HIGH HEAT-RESISTANT NYLON-COADED (THHO).
- ⑨ WHERE APPLICABLE, GC'S ELECTRICAL SUBCONTRACTOR SHALL COORDINATE WITH CM AND BUILDING OWNER ON TYPING INTO EXISTING BUILDING GROUNDING SYSTEM FOR NEW ELECTRICAL & TELCO PANEL(S) AT SAME LOCATION AS EXISTING ELECTRICAL & TELCO SERVICE.
- ⑩ #6 AWG GROUND FROM GPS ANTENNA TO THE INTO EXISTING GROUND BUS BAR. SEE DETAIL 2/E-3

**APPROVED**  
Dept. of Building Insp.

DEC 17 2014

*Tom C. Hoke*  
REGISTERED ELECTRICAL ENGINEER  
DEPT. OF PUBLIC WORKS

**GROUNDING NOTES & LEGEND**

- GENERAL GROUNDING NOTES**
1. ALL DETAILS ARE SHOWN IN GENERAL TERMS. ACTUAL INSTALLATION AND CONSTRUCTION MAY VARY DUE TO SITE SPECIFIC CONDITIONS.
  2. GROUND ALL ANTENNA BASES, FRAMES, CABLE RUNS, AND OTHER METALLIC COMPONENTS USING GROUND WIRE AND CONNECT TO SURFACE MOUNTED BUS BARS FOLLOW ANTENNA AND ITS MANUFACTURER'S PRACTICES FOR GROUNDING REQUIREMENTS. GROUND COAX SHIELD AT BOTH ENDS AND EXIT FROM TOWER OR POLE USING MP'S PRACTICES.
  3. ALL GROUND CONNECTIONS SHALL BE CADWELD. ALL WIRES SHALL BE COPPER THIN/THIN. ALL GROUND WIRE SHALL BE GREEN INSULATED WIRE ABOVE GROUND.
  4. CONTRACTOR TO VERIFY AND TEST GROUND TO SOURCE. GROUNDING AND OTHER OPERATIONAL TESTING WILL BE WITNESSED BY SPRINT WIRELESS, LLC REPRESENTATIVE.
  5. REFER TO DIVISION 16 GENERAL ELECTRIC GENERAL ELECTRICAL PROVISION AND COMPLY WITH ALL REQUIREMENTS OF GROUNDING STANDARDS. ELECTRICAL CONTRACTOR SHALL OBTAIN, REVIEW, PROVIDE TRAINING AND FULLY IMPLEMENT ALL GUIDELINES & REQUIREMENTS ASSOCIATED WITH SPRINT STANDARD GROUNDING METHODS FOR ROOF TOP INSTALLATIONS. INCLUDING METHOD FOR CONNECTIVITY FROM ROOF TOP HOSE TO BUILDING GROUNDING SYSTEM (SPRINT STANDARD GROUNDING METHODS MOST RECENT REVISIONS SHALL BE REFERENCED)
  6. ELECTRICAL CONTRACTOR TO PROVIDE DETAILED DESIGN OF GROUNDING SYSTEM AND RECEIVE APPROVAL OF DESIGN BY AUTHORIZED SPRINT MOBILITY REPRESENTATIVE PRIOR TO INSTALLATION OF GROUNDING SYSTEM. PHOTO DOCUMENT ALL CADWELDS AND GROUND RING
  7. NOTIFY CONSTRUCTION MANAGER IF THERE ARE ANY DIFFICULTIES INSTALLING GROUNDING SYSTEM DUE TO SITE CONDITIONS.

**GROUNDING ROD NOTES**  
(WHERE APPLICABLE)

1. ELECTRICAL CONTRACTOR SHALL ORDER GROUND RESISTANCE TESTING ONCE THE GROUND SYSTEM HAS BEEN INSTALLED. A QUALIFIED INDIVIDUAL, UTILIZING THE FALL OF POTENTIAL METHOD, SHOULD PERFORM THE TEST. THE REPORT WILL SHOW THE LOCATION OF THE TEST AND CONTAIN NO LESS THAN 8 TEST POINTS ALONG THE TESTING LINE, GRABBED OUT TO SHOW THE PLANTING.

2. POINT GROUND TEST OR 3 POINT 62X TESTS WILL NOT BE ACCEPTED AS ALTERNATIVES TO THE ABOVE MENTIONED GROUND TESTS. TEST SHALL BE PERFORMED WHILE THE CONTOURPOSE IS ISOLATED FROM THE A/C SYSTEM GRDS AND EXISTING COMMUNICATIONS FACILITY.

SYMBOL	DESCRIPTION	SYMBOL	DESCRIPTION
⊗	COPPER GROUND ROD	⊗	TEST WELL
●	CADWELD CONNECTION	—	GROUND BAR
■	SIDE SPLICE CADWELD	— —	
⚡	FIELD VERIFY & TIE INTO EXISTING GROUNDING SYSTEM		



**PROJECT INFORMATION:**  
NETWORK VISION MMBTBS LAUNCH  
**SAN FRANCISCO GENERAL HOSPITAL**  
SF54XC2II-A  
955 POTRERO AVENUE  
SAN FRANCISCO, CA 94110  
SAN FRANCISCO COUNTY

REV.	DATE	DESCRIPTION	INITIALS
0	03/20/12	ISSUED FOR 90% CONSTRUCTION	CBK
1	04/17/12	REVISED FOR 80% CONSTRUCTION	AF
2	05/15/12	REVISED FOR 80% CONSTRUCTION	RJD
3	06/13/12	REVISED FOR 100% CONSTRUCTION	CBK

NOT FOR CONSTRUCTION UNLESS LABELED AS CONSTRUCTION SET

**RECEIVED**  
JUN 25 2012  
DEPT. OF BUILDING INSPECTION  
115 SANBOME STREET, SUITE 1400B  
SAN FRANCISCO, CA 94104

JUN 18 2014  
JUL 25 2014

REGISTERED ARCHITECT  
LINDA A. BELLER  
C-21498  
STATE OF CALIFORNIA

**SHEET TITLE:**  
SCHEMATIC GROUNDING PLAN

**SHEET NUMBER:** E-4 **REVISION:** 3

24"x36" SCALE: 1/2" = 1'-0"  
11"x17" SCALE: 1/4" = 1'-0"

**SCHEMATIC GROUNDING PLAN**

THE INFORMATION CONTAINED IN THIS SET OF CONSTRUCTION DOCUMENTS IS PROPRIETARY BY NATURE. ANY USE OR DISCLOSURE OTHER THAN THAT WHICH RELATES TO CARRIER SERVICES IS STRICTLY PROHIBITED.



115 SANBOME STREET, SUITE 1400B  
SAN FRANCISCO, CA 94114



PROJECT INFORMATION:


NETWORK VISION MMBTS LAUNCH  
**SAN FRANCISCO  
GENERAL HOSPITAL**  
SF54XC211-A  
855 POTRERO AVENUE  
SAN FRANCISCO, CA 94110  
SAN FRANCISCO COUNTY

REVISIONS

REV.	DATE	DESCRIPTION	INITIALS
0	03/20/12	ISSUED FOR BDK CONSTRUCTION	CBK
1	04/17/12	REVISED FOR BDK CONSTRUCTION	AF
2	05/18/12	REVISED FOR BDK CONSTRUCTION	PLD
3	06/13/12	REVISED FOR 100K CONSTRUCTION	CBK

NOT FOR CONSTRUCTION UNLESS  
LABELED AS CONSTRUCTION SET

LICENSURE



SHEET TITLE:

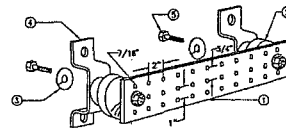
GROUNDING DETAILS

SHEET NUMBER:

E-5

REVISION:

3



- NOTE:
1. GALVANIZED STEEL GROUND BAR, HOLE CENTERS TO MATCH NEMA DOUBLE LUG CONFIGURATION. (ACTUAL GROUND BAR SIZE WILL VARY BASED ON NUMBER OF GROUND CONNECTIONS)
  2. INSULATORS, NEWTON INSTRUMENT CO., NO. 3081-4 OR APPROVED EQUAL
  3. 5/8" LOCK WASHERS, NEWTON INSTRUMENT CO., CAT. NO. 3015-6 OR APPROVED EQUAL
  4. WALL MOUNTING BRACKET, NEWTON INSTRUMENT CO., CAT NO. A-6058 OR APPROVED EQUAL
  5. 5/8"-11 X 1" HEXES BOLTS, NEWTON INSTRUMENT CO., CAT NO. 3012-1 OR APPROVED EQUAL
  6. INSULATORS SHALL BE ELIMINATED WHEN BONDING DIRECTLY TO TOWER/MONOPOLE STRUCTURE. CONNECTION TO TOWER/MONOPOLE STRUCTURE SHALL BE PER MANUFACTURERS RECOMMENDATIONS.

NOT USED

24"x36" SCALE: NOT TO SCALE  
11"x17" SCALE: NOT TO SCALE

GROUND BAR (IF REQUIRED)

24"x36" SCALE: NOT TO SCALE  
11"x17" SCALE: NOT TO SCALE

APPROVED  
Dept. of Building Insp.

DEC 17 2011

*Tina C. Han*  
Tina C. Han  
BUILDING INSPECTOR  
DEPT. OF BUILDING INSPECTION

ALL OTHERS SPEC

SEP 6 2012

NOT USED

24"x36" SCALE: NOT TO SCALE  
11"x17" SCALE: NOT TO SCALE

NOT USED

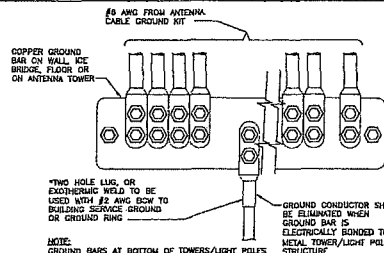
24"x36" SCALE: NOT TO SCALE  
11"x17" SCALE: NOT TO SCALE

NOT USED

24"x36" SCALE: NOT TO SCALE  
11"x17" SCALE: NOT TO SCALE

NOT USED

24"x36" SCALE: NOT TO SCALE  
11"x17" SCALE: NOT TO SCALE

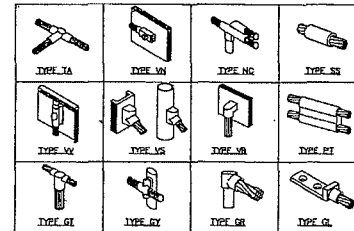


GROUND WIRE INSTALLATION

24"x36" SCALE: NOT TO SCALE  
11"x17" SCALE: NOT TO SCALE

CADWELD GROUNDING CONNECTIONS

24"x36" SCALE: NOT TO SCALE  
11"x17" SCALE: NOT TO SCALE



NOT USED

24"x36" SCALE: NOT TO SCALE  
11"x17" SCALE: NOT TO SCALE

NOT USED



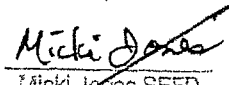




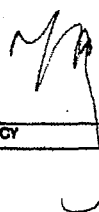
24"x36" SCALE: NOT TO SCALE  
11"x17" SCALE: NOT TO SCALE

EXHIBIT D

CONDITIONAL USE PERMIT

[see attached]

**CONDITIONS AND STIPULATIONS**

REFER TO:	APPROVED:  Robert Chin, DBI SEP 27 2012 BUILDING INSPECTOR, DEPT. OF BLDG. INSP.	DATE: _____ REASON: _____ NOTIFIED MR. _____
<input type="checkbox"/>	APPROVED: Remove 3 antennas install 3 in existing radome C&T MS 7/18/12 CATEGORICALLY EXEMPT FROM ENVIRONMENTAL REVIEW  DEPARTMENT OF CITY PLANNING	DATE: _____ REASON: _____ NOTIFIED MR. _____
<input checked="" type="checkbox"/>	APPROVED: PLEASE NOTIFY FIRE INSPECTOR AT THE START OF WORK (415) 508-3300  Micki Jones SFFD SEP 17 2012 BUREAU OF FIRE PREVENTION & PUBLIC SAFETY	DATE: _____ REASON: _____ NOTIFIED MR. _____
<input type="checkbox"/>	APPROVED:  Danny Lau, DBI SEP 13 2012 MECHANICAL ENGINEER, DEPT OF BLDG. INSPECTION	DATE: _____ REASON: _____ NOTIFIED MR. _____
<input type="checkbox"/>	APPROVED:  Robert Chun, DBI SEP 27 2012 CIVIL ENGINEER, DEPT. OF BLDG INSPECTION	DATE: _____ REASON: _____ NOTIFIED MR. _____
<input type="checkbox"/>	APPROVED:  N/A BUREAU OF ENGINEERING	DATE: _____ REASON: _____ NOTIFIED MR. _____
<input checked="" type="checkbox"/>	APPROVED:  DEPARTMENT OF PUBLIC HEALTH 7/23/12	DATE: _____ REASON: _____ NOTIFIED MR. _____
<input type="checkbox"/>	APPROVED:  REDEVELOPMENT AGENCY	DATE: _____ REASON: _____ NOTIFIED MR. _____
<input type="checkbox"/>	APPROVED: HOUSING INSPECTION DIVISION	DATE: _____ REASON: _____ NOTIFIED MR. _____

I agree to comply with all conditions or stipulations of the various bureaus or department noted on this application, and attached statements of conditions or stipulations, which are hereby made a part of this application.

Number of attachments

OWNERS AUTHORIZED AGENT \_\_\_\_\_

APPROVED  
Dept. of Building Insp.

STPD INSP.  
FEE REC.

DEC 17 2014

Tom C. Hui

TOM C. HUI, S.E.  
DIRECTOR  
DEPT. OF BUILDING INSPECTION

APPROVED FOR ISSUANCE

BLDG. FORM 3/8

APPLICATION NUMBER  
14120145519  
APPROVAL NUMBER

APPLICATION FOR BUILDING PERMIT  
ADDITIONS, ALTERATIONS OR REPAIRS

CITY AND COUNTY OF SAN FRANCISCO  
DEPARTMENT OF BUILDING INSPECTION

FORM 3  OTHER AGENCIES REVIEW REQUIRED

APPLICATION IS HEREBY MADE TO THE DEPARTMENT OF BUILDING INSPECTION OF SAN FRANCISCO FOR PERMISSION TO BUILD IN ACCORDANCE WITH THE PLANS AND SPECIFICATIONS SUBMITTED HERewith AND ACCORDING TO THE DESCRIPTION AND FOR THE PURPOSE HEREINAFTER SET FORTH.

FORM 8  OVER-THE-COUNTER ISSUANCE

NUMBER OF PLAN SETS 2

DO NOT WRITE ABOVE THIS LINE

DATE FILED 6-25-2012	FILING FEE RECEIPT NO. 12/1/14	(1) STREET ADDRESS OF JOB 1001 FETTERLO AVENUE	BLOCK & LOT 4070-002
PERMIT NO. 1344298	ISSUED 12/17/2014	(2A) ESTIMATED COST OF JOB 75000	(2B) RECEIVED COST 115,000 DATE: 7-7-12

INFORMATION TO BE FURNISHED BY ALL APPLICANTS

LEGAL DESCRIPTION OF EXISTING BUILDING					
(A) TYPE OF CONSTR. 1A, 1B	(A) NO. OF STORIES OF OCCUPANCY 1	(B) NO. OF BASEMENTS AND CELLARS 0	(A) PRESENT USE Public Telecommunications	(B) OCCUP. CLASS I/S-2	(C) NO. OF DWELLING UNITS 0
DESCRIPTION OF BUILDING AFTER PROPOSED ALTERATION					
(A) TYPE OF CONSTR. 1A, 1B	(A) NO. OF STORIES OF OCCUPANCY 1	(B) NO. OF BASEMENTS AND CELLARS 0	(A) PROPOSED USE (LEGAL USE) Public Telecommunications	(B) OCCUP. CLASS I/S-2	(C) NO. OF DWELLING UNITS 0
(10) IS AUTO HIGHWAY TO BE CONSTRUCTED OR ALTERED?	YES <input type="checkbox"/> NO <input checked="" type="checkbox"/>	(11) WILL STREET SPACE BE USED DURING CONSTRUCTION?	YES <input type="checkbox"/> NO <input checked="" type="checkbox"/>	(12) ELECTRICAL WORK TO BE PERFORMED?	YES <input type="checkbox"/> NO <input checked="" type="checkbox"/>
(13) PLUMBING WORK TO BE PERFORMED?	YES <input type="checkbox"/> NO <input checked="" type="checkbox"/>				
(14) GENERAL CONTRACTOR	TBD	ADDRESS	PHONE	CALIF. LIC. NO.	EXPIRATION DATE
(15) OWNER - LESSEE (PRINT OUT ONE)	ADDRESS		ZIP	PHONE (FOR CONTACT BY DEPT.)	
ATTN: and County of San Francisco, 1001 Fetterlo Ave, 94111, 415-206-8523					
(16) WRITE IN DESCRIPTION OF ALL WORK TO BE PERFORMED UNDER THIS APPLICATION (REFERENCE TO PLANS IS NOT SUFFICIENT)					
3 existing panel antennas to be hot swapped with 3 new antennas. 3 existing equipment cabinets to be removed and replaced with 3 new equipment cabinets. Fiber and KRU install					
ADDITIONAL INFORMATION					
(17) DOES THIS ALTERATION CREATE ADDITIONAL HEIGHT OR STORY TO BUILDING?	YES <input type="checkbox"/> NO <input checked="" type="checkbox"/>	(18) IF (17) IS YES, STATE NEW HEIGHT AT CENTER LINE OF FRONT	55'-4" FT.	(19) DOES THIS ALTERATION CREATE DECK OR PORCH, EXTENSION TO BUILDING?	YES <input type="checkbox"/> NO <input checked="" type="checkbox"/>
(20) IF (19) IS YES, STATE NEW BRICKED FLOOR AREA	SQ. FT.				
(21) WILL SIDEWALK OVER SIDE-SIDEWALK SPACE BE IMPROVED OR ALTERED?	YES <input type="checkbox"/> NO <input checked="" type="checkbox"/>	(22) WILL BUILDING EXTEND BEYOND PROPERTY LINE?	YES <input type="checkbox"/> NO <input checked="" type="checkbox"/>	(23) ANY OTHER EXISTING BLDG. ON LOT? (IF YES, SHOW ON LOT PLAN)	YES <input type="checkbox"/> NO <input checked="" type="checkbox"/>
(24) DOES THIS ALTERATION CONSTITUTE A CHANGE OF OCCUPANCY?	YES <input type="checkbox"/> NO <input checked="" type="checkbox"/>				
(25) ARCHITECT OR ENGINEER (CHECK ONE)	CONSTRUCTION		ADDRESS	CALIF. CERTIFICATE NO.	
Public Telecom Services (P.T.S.) 1115 Jackson St 2nd Floor, Seattle WA 98104, C-21478					
(26) CONSTRUCTION LEADER (ENTER NAME AND BRANCH DESIGNATION IF ANY)	CONSTRUCTION LEADER: ENTER NAME AND BRANCH DESIGNATION IF ANY				
IF THERE IS NO KNOWN CONSTRUCTION LEADER, ENTER SIGNATURE					
CONSTRUCTION LEADER: ENTER NAME AND BRANCH DESIGNATION IF ANY					

IMPORTANT NOTICES

No change shall be made in the character of the occupancy or use without first obtaining a Building Permit authorizing such change. (See San Francisco Building Code and San Francisco Housing Code.)

No portion of building or structure or scaffolding used during construction, to be closer than 6' to any utility containing more than 750 volts (see Sec 306, California Penal Code.)

Pursuant to San Francisco Building Code, the building permit shall be posted on the job. The owner is responsible for approved plans and application being kept at building site.

Grade lines as shown on drawings accompanying this application are assumed to be correct. If actual grade lines are not the same as shown, revised drawings showing correct grade lines, cuts and fills together with complete details of retaining walls and wall footings required must be submitted to the department for approval.

ANY VIOLATION REQUIRED HEREIN OR BY CODE MAY BE APPEALED.

BUILDING NOT TO BE OCCUPIED UNTIL CERTIFICATE OF FINAL COMPLETION IS POSTED ON THE BUILDING OR PERMIT OF OCCUPANCY GRANTED, WHEN REQUIRED.

APPROVAL OF THIS APPLICATION DOES NOT CONSTITUTE AN APPROVAL FOR THE ELECTRICAL WORKING OR PLUMBING INSTALLATIONS. A SEPARATE PERMIT FOR THE WORKING AND PLUMBING MUST BE OBTAINED. (SEPARATE PERMITS ARE REQUIRED IF ANSWER IS "YES" TO ANY OF ABOVE QUESTIONS (13), (11), (12), (13), (23) OR (24).)

THIS IS NOT A BUILDING PERMIT. NO WORK SHALL BE STARTED UNTIL A BUILDING PERMIT IS ISSUED.

In drawings all building materials must have a clearance of not less than two inches from all adjacent lines or equipment.

CHECK APPROPRIATE BOX

OWNER  ARCHITECT  
 LESSEE  AGENT  
 CONTRACTOR  ENGINEER

NOTICE TO APPLICANT

HOLD HARMLESS CLAUSE. The permittee(s) by acceptance of the permit, agree(s) to indemnify and hold harmless the City and County of San Francisco from and against any and all claim, demands and actions for damages resulting from operations under this permit, regardless of negligence of the City and County of San Francisco, and to assume the defense of the City and County of San Francisco against all such claims, demands or actions.

In conformity with the provisions of Section 3800 of the Labor Code of the State of California, the applicant shall have coverage under (i), or (ii) designated below or shall indicate item (iii), or (iv) or (v), whichever is applicable. If however item (v) is checked item (iv) must be checked as well. Mark the appropriate method of compliance below.

I hereby affirm under penalty of perjury one of the following declarations:

- I have and will maintain a certificate of consent to self-insure for worker's compensation, as provided by Section 3700 of the Labor Code, for the performance of the work for which this permit is issued.
- I have and will maintain worker's compensation insurance, as required by Section 3700 of the Labor Code, for the performance of the work for which this permit is issued. My worker's compensation insurance carrier and policy number are:  
Carrier \_\_\_\_\_  
Policy Number \_\_\_\_\_
- The cost of the work to be done is \$100 or less.
- I certify that in the performance of the work for which this permit is issued, I shall not employ any person in any manner so as to become subject to the workers' compensation laws of California. I further acknowledge that I understand that in the event that I should become subject to the workers' compensation provisions of the Labor Code of California and fail to comply forthwith with the provisions of Section 3800 of the Labor Code, that the person herein applied for shall be deemed reckless.
- I certify as the owner, for the agent for the owner that in the performance of the work for which this permit is issued, I will employ a contractor who complies with the workers' compensation laws of California and who, prior to the commencement of any work, will be a completed copy of this form with the Central Permit Bureau.

Signature of Applicant or Agent \_\_\_\_\_ Date 6/25/12

**FORM SFEC-126:  
NOTIFICATION OF CONTRACT APPROVAL  
(S.F. Campaign and Governmental Conduct Code § 1.126)**

<b>City Elective Officer Information</b> <i>(Please print clearly.)</i>	
Name of City elective officer(s): Members, Board of Supervisors	City elective office(s) held: Members, Board of Supervisors

**Contractor Information** *(Please print clearly.)*

Name of contractor: **Sprint**

*Please list the names of (1) members of the contractor's board of directors; (2) the contractor's chief executive officer, chief financial officer and chief operating officer; (3) any person who has an ownership of 20 percent or more in the contractor; (4) any subcontractor listed in the bid or contract; and (5) any political committee sponsored or controlled by the contractor. Use additional pages as necessary.*

(1) Board of Directors  
       Nikesh Arora  
       Gordon M. Bethune  
       Ronald D. Fisher  
       Admiral Michael G. Mullen  
       Sara Martinez Tucker  
       Robert R. Bennett  
       Raul Marcelo Claire  
       Julius Genachowski  
       Masayoshi Son

(2) CEO: Marcelo Claire  
       CFO: Joseph J. Euteneuer  
       COO: Gunther Ottendorder

(3) None  
 (4) None  
 (5) None

Contractor address:  
6200 Sprint Pkwy. Overland Park, KS 66251

Date that contract was approved: <i>(By the SF Board of Supervisors)</i>	Amount of contract: \$69,600 per year base rent (2 terms of 5 years each at \$5,800 month CPI escalation (no less than 3%, no more than 6% \$11,600 Security Deposit)
---	--

Describe the nature of the contract that was approved:  
Lease for a Sprint wireless site located at SF General Hospital

Comments:

This contract was approved by (check applicable):

the City elective officer(s) identified on this form

a board on which the City elective officer(s) serves: San Francisco Board of Supervisors  
Print Name of Board

the board of a state agency (Health Authority, Housing Authority Commission, Industrial Development Authority Board, Parking Authority, Redevelopment Agency Commission, Relocation Appeals Board, Treasure Island Development Authority) on which an appointee of the City elective officer(s) identified on this form sits

Print Name of Board

<b>Filer Information</b> <i>(Please print clearly.)</i>	
Name of filer: Angela Calvillo, Clerk of the Board	Contact telephone number: ( 415 ) 554-5184
Address: City Hall, Room 244, 1 Dr. Carlton B. Goodlett Pl., San Francisco, CA 94102	E-mail: Board.of.Supervisors@sfgov.org

\_\_\_\_\_  
Signature of City Elective Officer (if submitted by City elective officer)

\_\_\_\_\_  
Date Signed

\_\_\_\_\_  
Signature of Board Secretary or Clerk (if submitted by Board Secretary or Clerk)

\_\_\_\_\_  
Date Signed

