

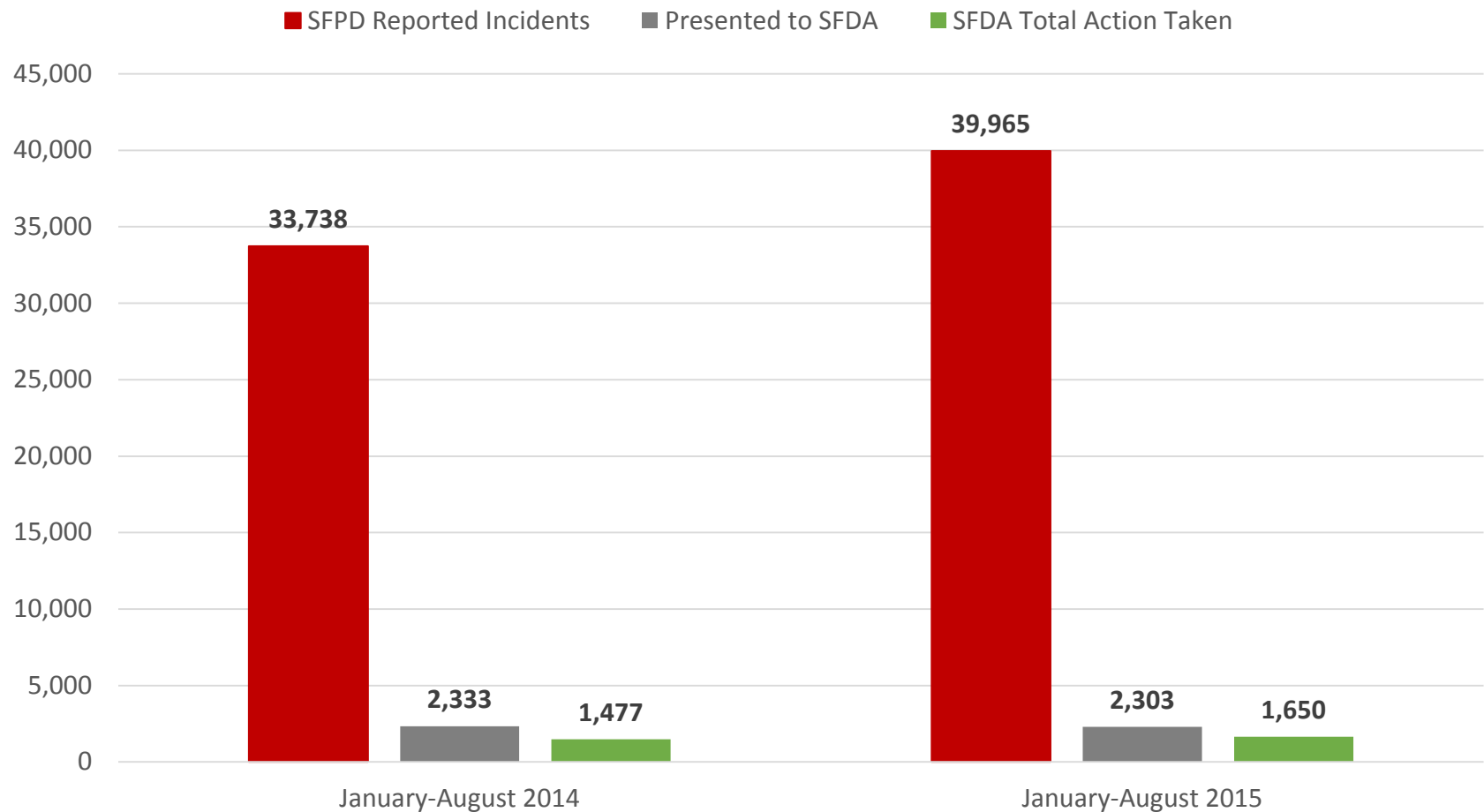


Property Crimes, Arrests & Prosecutions

Property Crime



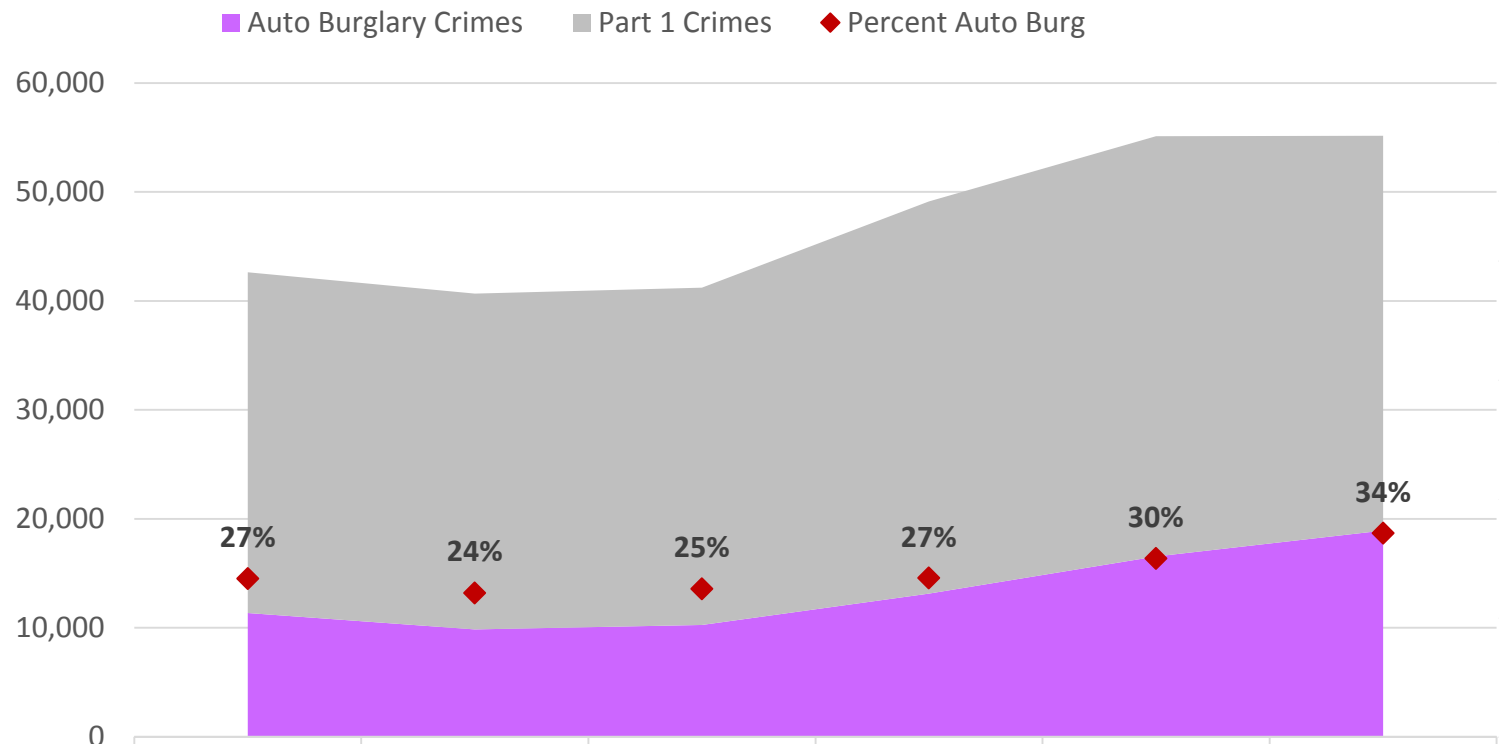
Property Crime, January-August 2014 vs. 2015
(Sources: DataSF.org & DAMION)



Auto Burglary



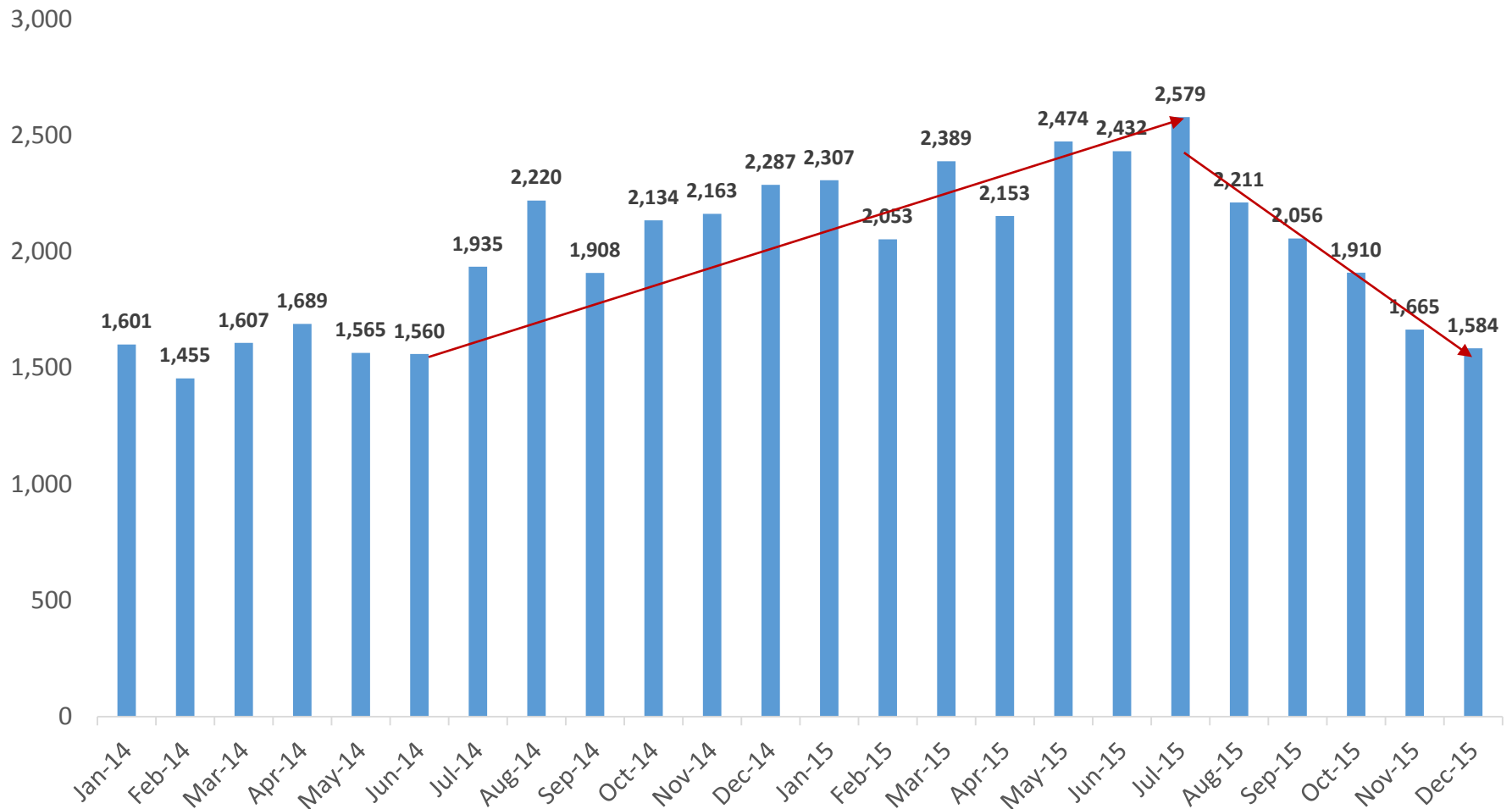
Auto Burglary in San Francisco, 2009-2014 (Source: COMPSTAT)



	2009	2010	2011	2012	2013	2014
■ Part 1 Crimes	31,269	30,817	30,954	35,991	38,566	36,231
■ Auto Burglary Crimes	11,358	9,853	10,261	13,140	16,549	18,924
◆ Percent Auto Burg	27%	24%	25%	27%	30%	34%

Auto Burglary

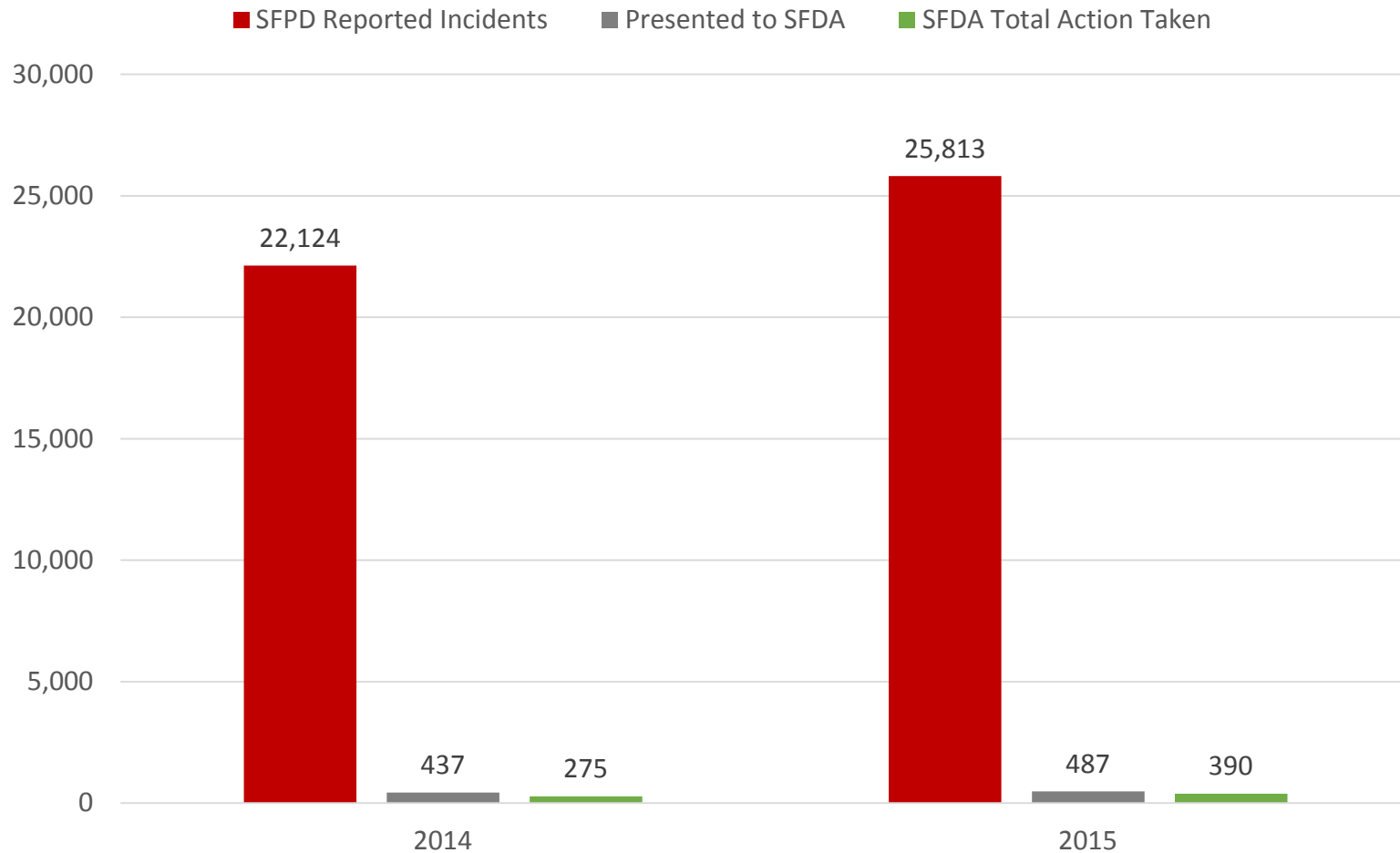
Auto Burglary Incidents, January 2015-December 2015
(Source: DataSF.org)



Auto Burglary



Auto Burglary, 2014 vs. 2015



Crime Strategies Unit: Crime Drivers



Zip Car Thefts

Ray Charles Dipo
(aka Nicole)

DOB: 07/20/1986

16 arrests since 2007

2015 Arrests:

1 Robbery

5 Auto Theft

Crime Data



CITY OF OAKLAND WEEKLY CRIME REPORT

(01/11/2016 - 01/17/2016)

This report is run by the date the crimes occurred. Because both reporting of crimes and data entry can be a month or more behind, not all crimes have been recorded yet. This can create a false reduction in crime in both property and violent crimes. For a more accurate week to week or month to month or current period to same period in a previous year comparison, it is best to compare periods that are between 30 and 60 days prior to the current date. The only certified crime statistics are the UCRs.

Part 1 Crimes All totals include attempts except homicides.	Weekly Total	YTD 2012	YTD 2013	YTD 2014	YTD 2015	YTD 2016	% Change YTD	3 Year Average	Over/ Under
Violent Crime Index	88	303	324	294	341	171	-50%	269	(98)
Murder - 187(A)PC [UCR Count]	-	3	6	3	5	-	-100%	3	(3)
Non-UCR Murders	-					-	na	-	-
Aggravated Assault	31	116	124	108	128	93	-27%	110	(17)
Firearm - 245(A)(2)PC	5	15	23	16	18	11	-39%	15	(4)
Other Than Firearm - 245(A)(1)PC	8	32	38	29	30	22	-27%	27	(5)
Firearm - Other	9	34	32	35	38	31	-18%	35	(4)
Domestic Violence - 273.5 PC	7	12	11	10	16	21	31%	16	5
Child Abuse	1	10	10	8	11	5	-55%	8	(3)
Elder Abuse	-	1	5	2	2	-	-100%	1	(1)
Firearm Assault on Officer	-	-	-	-	-	-	na	-	-
Assault on Officer - Other	1	1	1	1	3	1	-67%	2	(1)
Misc. Assault	1	11	4	7	10	2	-80%	6	(4)
Rape	4	7	13	7	13	8	-38%	9	(1)
Robbery	53	177	181	176	195	70	-64%	147	(77)
Firearm	22	86	90	86	89	29	-67%	68	(39)
Knife or Cutting Instrument	2	4	5	6	5	7	40%	6	1
Strong Armed	23	70	68	55	80	49	-39%	61	(12)
Other Dangerous Weapon	1	3	9	1	6	2	-67%	3	(1)
Residential Robbery - 212.5(A)PC	2	9	6	14	6	6	0%	9	(3)