

SAN FRANCISCO FAMILY VIOLENCE COUNCIL  
7TH COMPREHENSIVE REPORT ON



# FAMILY VIOLENCE IN SAN FRANCISCO

FY 2016 (JULY 1, 2015- JUNE 30, 2016)



CITY AND COUNTY OF SAN FRANCISCO  
DEPARTMENT ON THE STATUS OF WOMEN

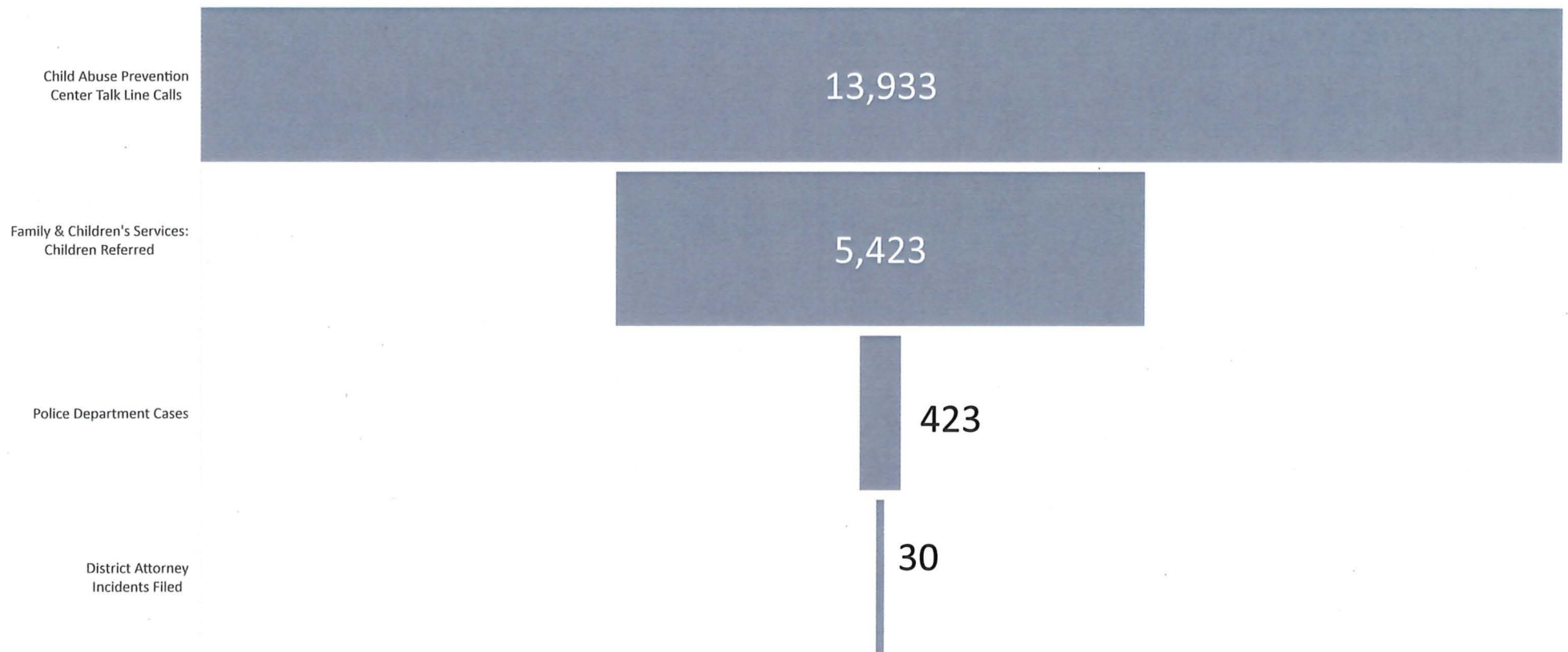
## Report Overview

- ❖ Data collected from July 1, 2015 to June 30, 2016
- ❖ Information from 14 City public agencies and 27 community-based organizations (41 total sources)
- ❖ Trends and Statistical Summaries
- ❖ Achievements of the Council and Related Organizations
- ❖ Progress on Recommendations for 2017
- ❖ Recommendations for 2018

# Child Abuse Major Findings

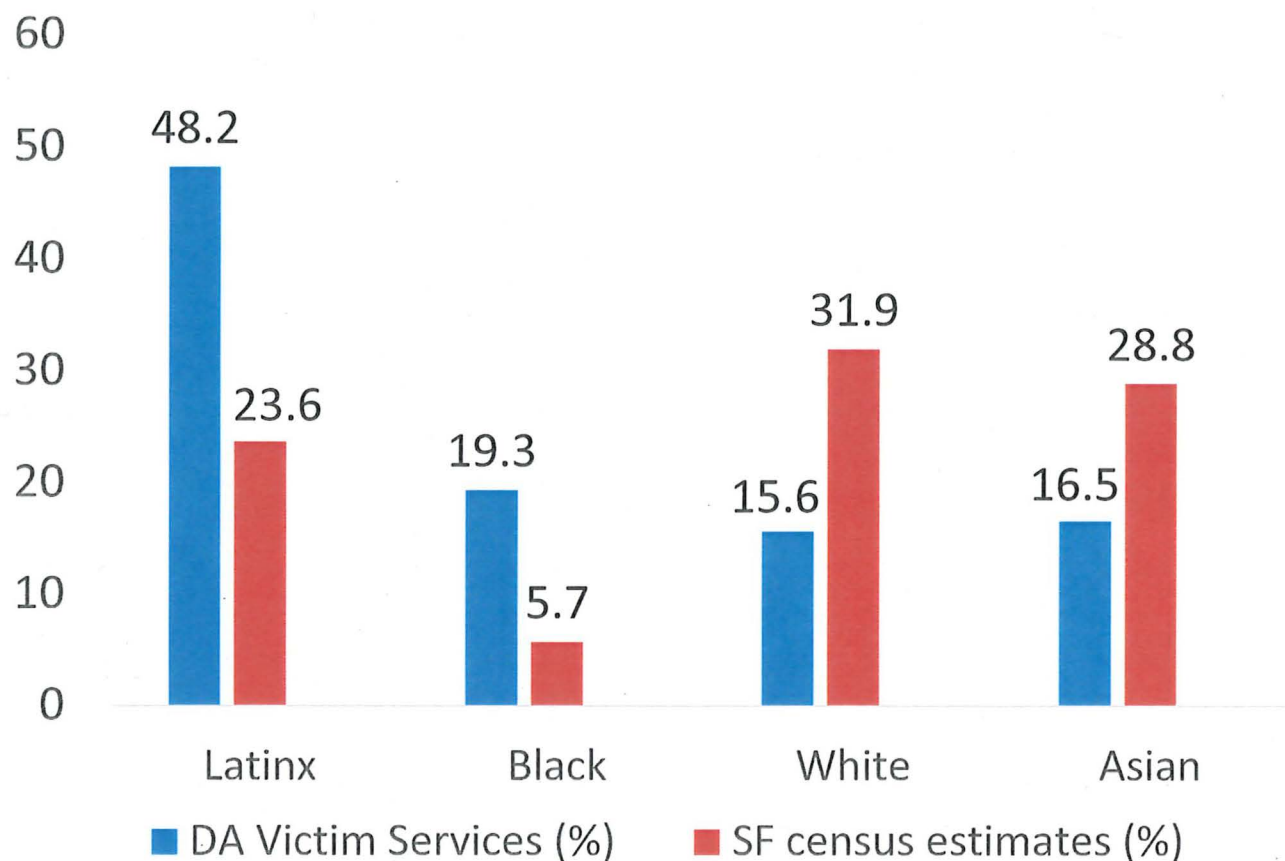
- **Increase in Child Abuse Reports Made to Police and Child Abuse Prosecutions**
  - ❖ Child abuse investigations by the Police Dept. increased by 37% (from 145 to 199).
  - ❖ Child abuse cases filed by the District Attorney's office increased by 47% (from 57 to 84), driven by an increase in child sexual abuse and child pornography cases.
- **Continued Decline in Foster Care Entries**
  - ❖ In January 2016, the total foster care caseload reached a low of 738.
- **Lower Rates of Child Abuse Reports by School Reporters**
  - ❖ In School Year 2016, child abuse reports by school reporters decreased 20% (from 1,433 to 1,108) while overall reports to Family & Children's Services remain roughly the same.
- **Most children abused by someone they know.**
- **Girls and Black/Latinx children disproportionately represented in District Attorney Victims Services as victims of child abuse/**

# Child Abuse Cases in Different Systems



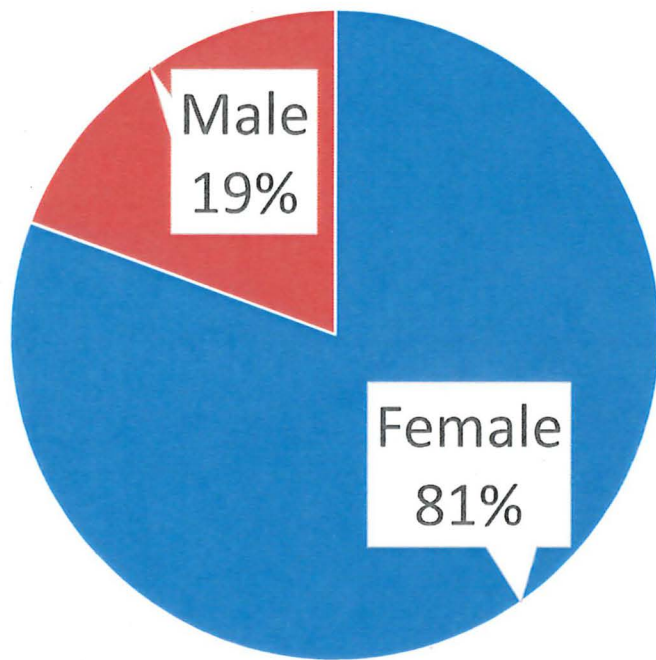
## Race/Ethnicity of Child Abuse Victims Served by District Attorney Victim Services (where known), compared to San Francisco census data, 2016

*Latinx and Black children disproportionately represented in District Attorney Victim Services*

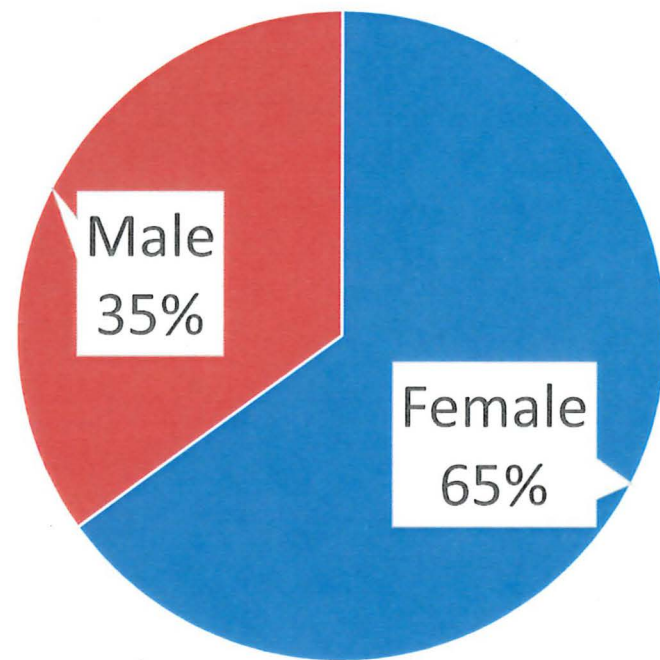


# Gender of Child Abuse Victims at DA Victim Services

## Sexual Child Abuse



## Physical Child Abuse



## Major Achievements in Child Abuse Response in 2016 - 2017

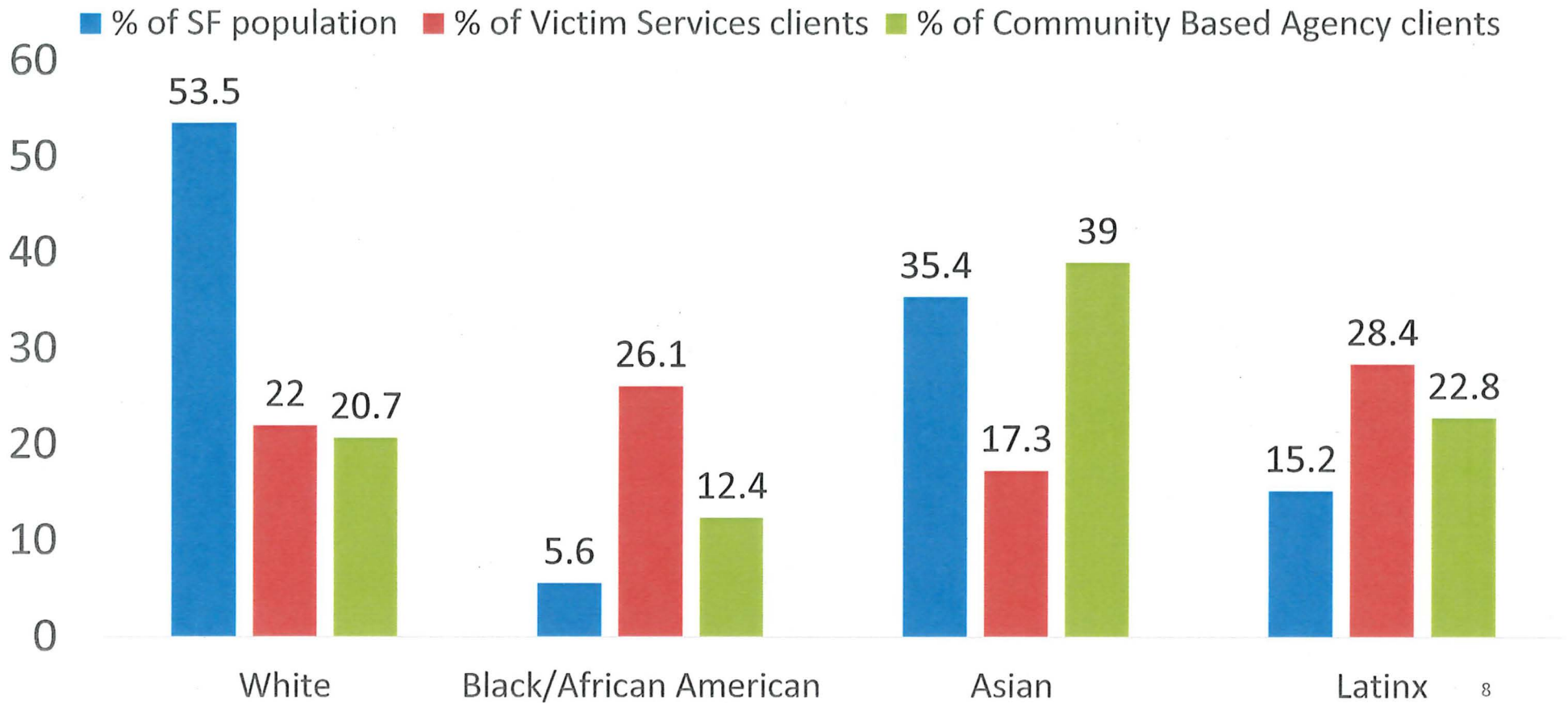
- ❖ Advocated for additional funding for family violence services from the Board of Supervisors; **FY 2018 City budget included an extra \$250,000 for child abuse prevention services.**
- ❖ The partners of the **Children's Advocacy Center** are implementing partner-identified priorities, including revising **interview protocol and practice**, and creating a plan to provide **comprehensive mental health services** to ensure that children are receiving appropriate services.
- ❖ **Department of Emergency Management prioritized calls** from Adult Protective Services and **Child Protective Services** to reduce wait time for City employees reporting abuse.

# Intimate Partner Violence Major Findings

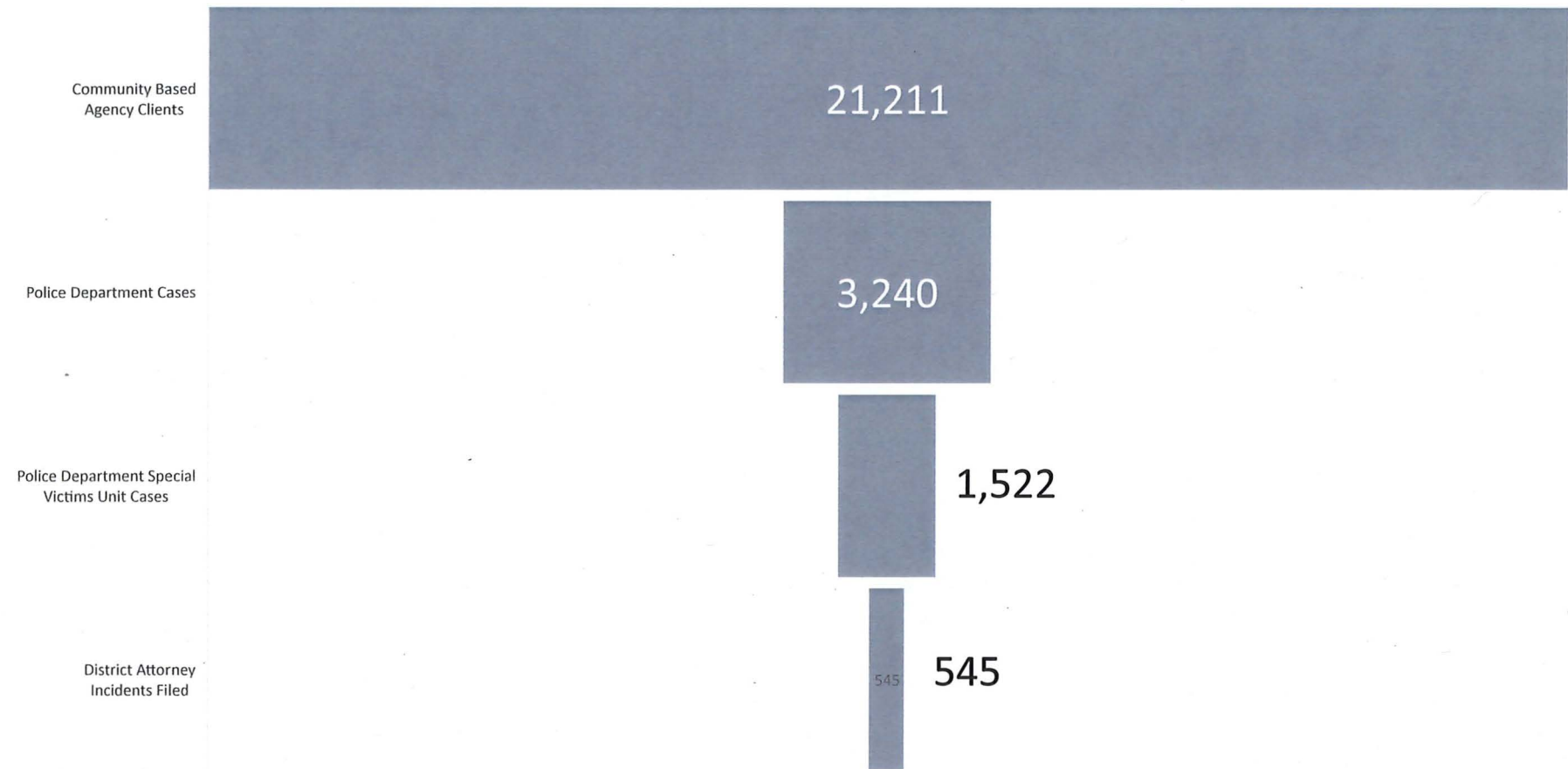
- **Increase in Domestic Violence Calls to 911 involving a deadly weapon**
  - ❖ 87% increase in 911 domestic violence calls involving a knife (from 46 to 86).
  - ❖ 53% increase in 911 domestic violence calls involving a gun (from 15 to 23).
- **Increase in Stalking Calls to 911**
  - ❖ 42% increase in stalking calls (including DV stalking) from FY 2014 to FY 2016 (from 412 to 583).
- **Better Screening for Intimate Partner Violence at Dept. of Public Health Clinics**
  - ❖ Female patients screened for IPV at DPH primary care and women's clinics increased 80% (from 761 to 1373); male patients screened increased 201% (from 105 to 316).
- **Black and Latinx residents are disproportionately victimized**
- **Lesbian, Gay, Bisexual High School Students 2-3 times more at risk of physical or sexual dating violence**



## Race/Ethnicity of Domestic Violence victims served by District Attorney Victim Services & Community Based Agencies, compared to census data



# Domestic Violence Cases in Different Systems



## Major Achievements in Domestic Violence Response 2016 - 2017

- ❖ Created and helped disseminate a policy and supplemental form to **assist medical providers in complying with domestic violence reporting laws** while respecting the survivor's autonomy to the greatest extent possible.
- ❖ Worked with the Police Department, District Attorney's office, and Probation Department to create **new protocols for when Special Victims Unit investigators are called out to a domestic violence incident.**
- ❖ Worked with the Superior Court and the Police Department **to improve timely entry of domestic violence restraining orders into the CLETS** (California Law Enforcement Telecommunications) system.
- ❖ **Sheriff's Department** enacted an **employee involved domestic violence policy** to ensure Sheriff employees who commit domestic violence are properly investigated.

# Elder/Dependent Abuse: Major Findings

## Increase in Number of Elder Abuse Cases and Services

- ❖ Reports of Elder and Dependent Adult Abuse received by APS have risen steadily – 23% in total since FY 2012 (from 5,924 to 7,303).
- ❖ Substantiated cases of elder physical abuse increased by 21% (from 179 to 217) since the previous year.
- ❖ District Attorney Victim Services increased elder abuse cases by 44% (from 205 to 296).

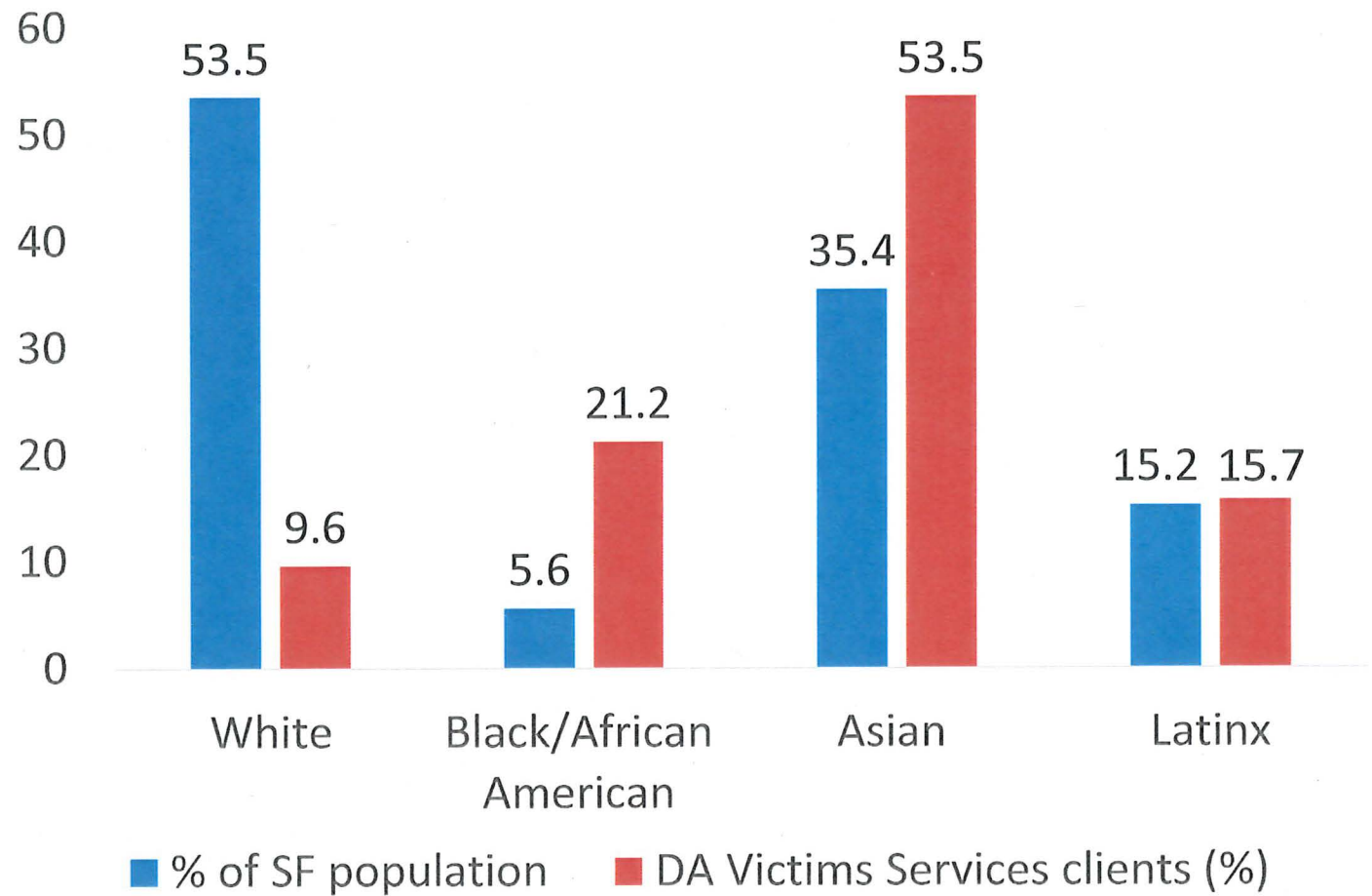
### Top 3 types of elder abuse:

- self-neglect,
- psychological
- financial

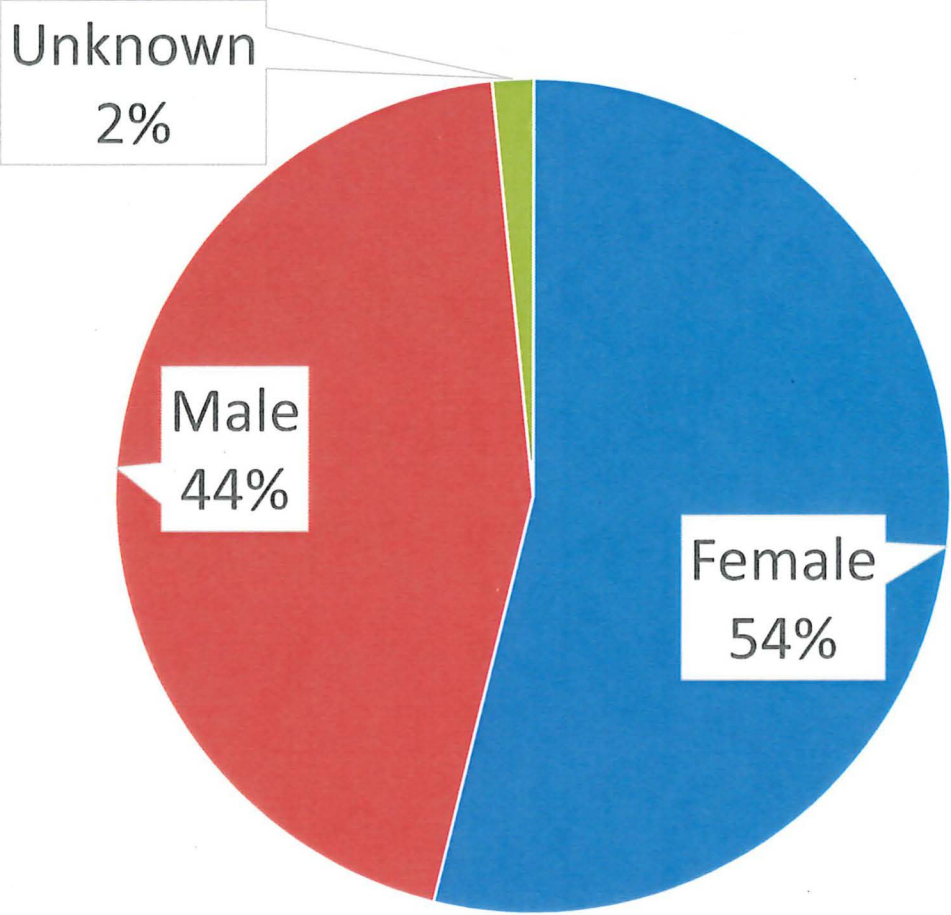
### Top 3 types of dependent abuse:

- self-neglect
- psychological
- physical

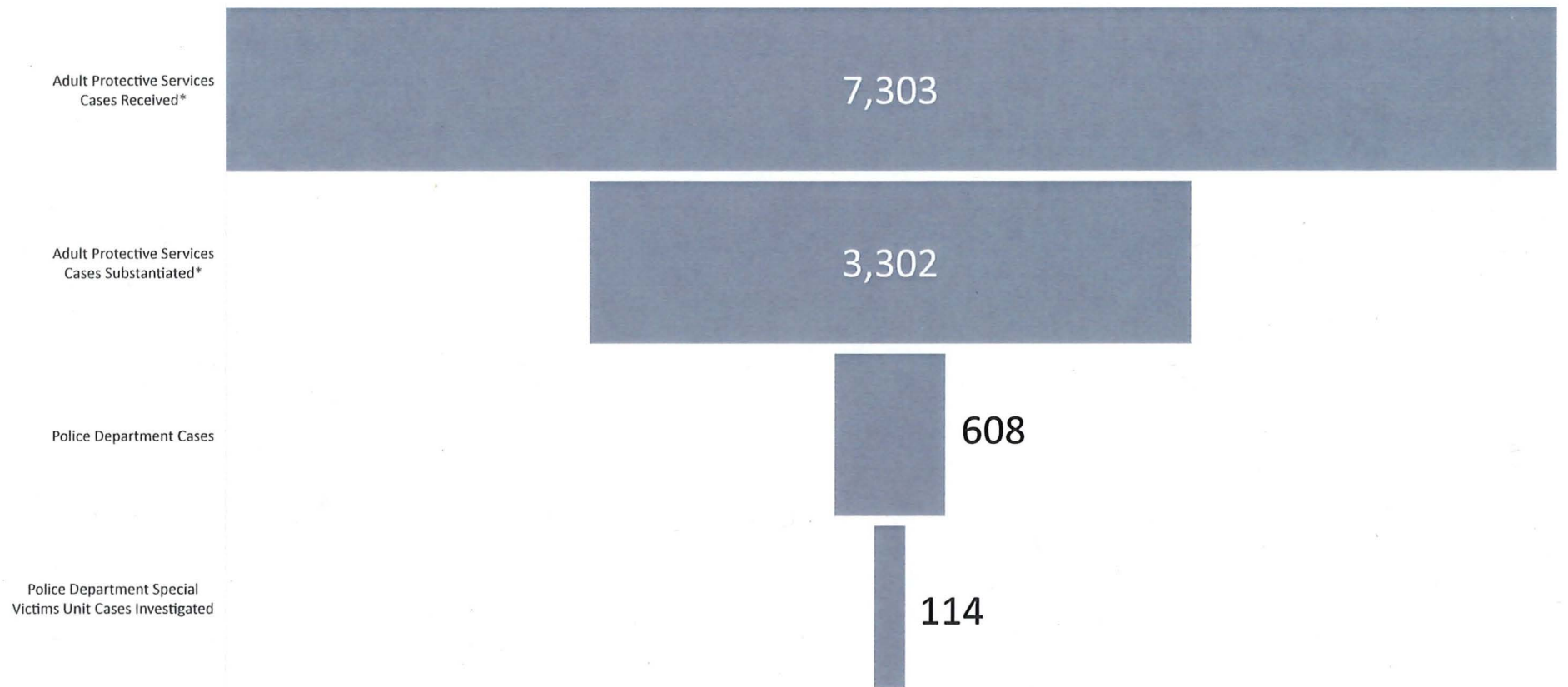
Race/Ethnicity  
(where known)  
of Elder Abuse  
Victims Served  
by District  
Attorney  
Victim Services  
compared to  
San Francisco  
census data



# Gender of District Attorney Victim Services Elder Abuse Clients



# Elder Abuse Cases in Different Systems



\*Includes self-neglect cases

## Major Achievements in Elder Abuse Response in 2016 - 2017

- ❖ The Elder Justice Committee created a **supplemental form** for use by **police officers responding to elder abuse cases**, and modeled on the form used in domestic violence cases.
- ❖ **Department of Emergency Management prioritized calls** from **Adult Protective Services** and Child Protective Services to reduce wait time for City employees reporting abuse.



## Selected Recommendations for 2017-2018

- ❖ Implement a firearms surrender program to remove guns from persons who have domestic violence restraining orders issued against them.
- ❖ Prioritize implementation of the finalized Police Department/Adult Protective Services cross-reporting protocol for investigating elder abuse.
- ❖ Finalize Domestic Violence & Elder Abuse Manuals for SFPD
- ❖ Finalize Elder Abuse and Child Abuse Assignment Orders for SFPD Special Victims Unit.
- ❖ Offer Batterers Intervention Programs for monolingual Cantonese speakers, and for persons with mental health problems.
- ❖ Work to improve data on LGBTQ families and individuals.