

File No. 200450

Committee Item No. 2

Board Item No. 19

COMMITTEE/BOARD OF SUPERVISORS

AGENDA PACKET CONTENTS LIST

Committee: Rules Committee

Date May 11, 2020

Board of Supervisors Meeting

Date May 19, 2020

Cmte Board

- Motion
- Resolution
- Ordinance
- Legislative Digest
- Budget and Legislative Analyst Report
- Youth Commission Report
- Introduction Form
- Department/Agency Cover Letter and/or Report
- Memorandum of Understanding (MOU)
- Grant Information Form
- Grant Budget
- Subcontract Budget
- Contract/Agreement
- Form 126 - Ethics Commission
- Award Letter
- Application
- Form 700
- Vacancy Notice
- Information Sheet
- Public Correspondence

OTHER (Use back side if additional space is needed)

<input type="checkbox"/>	<input type="checkbox"/>	_____
<input type="checkbox"/>	<input type="checkbox"/>	_____
<input type="checkbox"/>	<input type="checkbox"/>	_____
<input type="checkbox"/>	<input type="checkbox"/>	_____
<input type="checkbox"/>	<input type="checkbox"/>	_____
<input type="checkbox"/>	<input type="checkbox"/>	_____
<input type="checkbox"/>	<input type="checkbox"/>	_____
<input type="checkbox"/>	<input type="checkbox"/>	_____
<input type="checkbox"/>	<input type="checkbox"/>	_____
<input type="checkbox"/>	<input type="checkbox"/>	_____

Completed by: Victor Young Date May 7, 2020

Completed by: _____ Date _____

1 [Presidential Appointment, Planning Commission - Deland Chan]

2

3 **Motion approving the President of the Board of Supervisors Norman Yee's nomination**
4 **of Deland Chan to the Planning Commission, for a term ending July 1, 2022.**

5

6 WHEREAS, Pursuant to Charter, Section 4.105, the President of the Board of
7 Supervisors has submitted a communication notifying the Board of Supervisors of the
8 nomination of Deland Chan, succeeding Dennis Richards, to the Planning Commission,
9 received by the Clerk of the Board on May 5, 2020; and

10 WHEREAS, Each nomination to the Planning Commission by the President of the
11 Board of Supervisors is subject to a public hearing and vote within 60 days, and if the Board
12 fails to act on the nomination within this timeframe the nominee shall be deemed approved;
13 now, therefore, be it

14 MOVED, That the Board of Supervisors hereby approves the President's nomination of
15 Deland Chan for appointment to the Planning Commission, seat 3, for the unexpired portion of
16 a four-year term ending July 1, 2022.

17

18

19

20

21

22

23

24

25

President, Board of Supervisors
District 7



City and County of San Francisco

NOMINATION MEMO

DATE: May 4, 2020

TO: Angela Calvillo, Clerk of the Board of Supervisors

FROM: President Norman Yee *NY*

CC: Members of the Board of Supervisors
Board Legislative Aides

SUBJECT: **Planning Commission Nomination – Deland Chan**

Pursuant to Charter Section 4.105, I hereby nominate Deland Chan for Seat 3 to serve on the Planning Commission for the unexpired portion of a four-year term ending July 1, 2022.

Deland Chan's address is:



Attachments:

Application
Resume
Form 700



**Board of Supervisors
City and County of San Francisco
1 Dr. Carlton B. Goodlett Place, Room 244
(415) 554-5184 FAX (415) 554-5163**

Application for Boards, Commissions, Committees, & Task Forces

Name of Board, Commission, Committee, or Task Force: Planning Commission

Seat # or Category (If applicable): 3 District: _____

Name: Deland Chan

[Redacted] Zip: 94109

[Redacted] Occupation: Faculty Member

Work Phone: 650-724-6252 Employer: Stanford University

Business Address: 450 Jane Stanford Way Zip: 94305

Business E-Mail: deland@stanford.edu Home E-Mail: [Redacted]

Pursuant to Charter, Section 4.101(a)(2), Boards and Commissions established by the Charter must consist of electors (registered voters) of the City and County of San Francisco. For certain other bodies, the Board of Supervisors can waive the residency requirement.

Check All That Apply:

Resident of San Francisco: Yes No If No, place of residence: _____

Registered Voter in San Francisco: Yes No If No, where registered: _____

Pursuant to Charter, Section 4.101(a)(1), please state how your qualifications represent the communities of interest, neighborhoods, and the diversity in ethnicity, race, age, sex, sexual orientation, gender identity, types of disabilities, and any other relevant demographic qualities of the City and County of San Francisco:

My commitment to community-led planning reflects my experiences as a Chinese-American woman and daughter of immigrant parents, a renter, and a former public housing resident. My qualifications include academic training as an urban planner and researcher. In my professional practice as a community planner in Chinatown, my work allows me to understand diverse neighborhoods and to exercise an equity lens. I currently teach in the field of urban studies at a university and am pursuing a doctorate to understand participatory planning in immigrant communities.

Business and/or professional experience:

Please see resume.

Civic Activities:

Please see resume.

Have you attended any meetings of the Board/Commission to which you wish appointment? Yes No

Appointments confirmed by the Board of Supervisors require an appearance before the Rules Committee. Once your application is received, the Rules Committee Clerk will contact you when a hearing is scheduled. *(Please submit your application 10 days before the scheduled hearing.)*

Date: 05/04/2020 **Applicant's Signature: (required)** Deland Chan

(Manually sign or type your complete name.
NOTE: By typing your complete name, you are hereby consenting to use of electronic signature.)

Please Note: Your application will be retained for one year. Once completed, this form, including all attachments, become public record.

FOR OFFICE USE ONLY:

Appointed to Seat #: _____ Term Expires: _____ Date Seat was Vacated: _____

DELAND CHAN

Areas of Expertise: Land use and transportation, urban sustainability, participatory planning, human-centered design
Languages: English (native); Cantonese Chinese (conversational), Mandarin Chinese (intermediate)

EDUCATION

Oct. 2018—present Ph.D., Sustainable Urban Development, University of Oxford
Aug. 2007—May 2009 Master in City Planning, University of California at Berkeley (Conferred)
Sept. 2006—June 2007 M.A., Sociology, Stanford University (Conferred)
Sept. 2003—June 2007 B.A. with Honors, Urban Studies, Phi Beta Kappa, Stanford University (Conferred)

EMPLOYMENT

Dec. 2012-current **Director of Community Engaged Learning and the Human Cities Initiative**, Stanford University

- Teach project-based courses to undergraduate and graduate students: *Sustainable Cities*, *International Urbanization Seminar*, *Defining Smart Cities*, *Civic Dreams & Human Spaces*
- Develop experiential learning curriculum for urban sustainability and participatory planning
- Provide strategic direction and program implementation for the Human Cities Initiative
- Academic adviser for Urban Studies majors in the Urban Sustainability concentration
- Advise students working in research and project areas of land use, urban mobility, and housing
- Cultivate relationships with community partners to develop courses, fellowships, and research

Aug. 2009-Nov. 2012 **Senior Planner (Transportation/Community Planning)**, Chinatown Community Development Center

- Manage and oversee community planning and transportation projects in greater Chinatown, such as planning for Central Subway construction impacts and leading the Chinatown Broadway Street Design and the Chinatown Pedestrian Safety Plan
- Assess impact of proposed citywide projects on neighborhood transportation issues and communicate organization's position to policymakers, businesses, and community stakeholders
- Plan and facilitate public meetings to gather public input on streetscape design, community benefits, and mitigation of environmental impacts

AWARDS AND HONORS

2019 Lincoln Institute of Land Policy & Association of Collegiate Schools of Planning Curriculum Innovation Award
2019 Haas Center for Public Service Faculty Fellow, Stanford University
2018 Recipient of Clarendon Scholarship, University of Oxford
2017 Haas Center for Public Service Friend of Haas Award, Stanford University
2016 Urban Studies Senior Class Distinguished Teaching Award, Stanford University

VOLUNTEER SERVICE

Feb. 2020—present Board Member, TransForm
July 2018—present American Planning Association National Planning Conference Proposal Reviewer
Mar. 2018—present Mentor and Instructor, Campaign Academy and Chinatown Urban Institute
Jan. 2018—Dec. 2018 American Planning Association Ambassador
Dec. 2015—Jan. 2016 National Endowment for the Arts Design Review Panelist
June 2013—June 2015 Faculty Mentor, Stanford in Government Fellowship
June 2010—Dec. 2012 Founder and Director, Chinatown Urban Institute Summer Youth Program
May 2012—July 2013 San Francisco Transportation Plan Community Advisory Committee Member

PROFESSIONAL MEMBERSHIPS

American Institute of Certified Planners (AICP)
Leadership in Energy and Environmental Design (LEED) Accredited Professional

COVER PAGE

A PUBLIC DOCUMENT

Please type or print in ink.

NAME OF FILER (LAST) (FIRST) (MIDDLE)
Chan Deland

1. Office, Agency, or Court

Agency Name (Do not use acronyms)
Planning Commission
Division, Board, Department, District, if applicable Your Position
Commissioner

► If filing for multiple positions, list below or on an attachment. (Do not use acronyms)

Agency: _____ Position: _____

2. Jurisdiction of Office (Check at least one box)

State Judge, Retired Judge, Pro Tem Judge, or Court Commissioner (Statewide Jurisdiction)
 Multi-County _____ County of San Francisco
 City of San Francisco Other _____

3. Type of Statement (Check at least one box)

Annual: The period covered is January 1, 2019, through December 31, 2019. Leaving Office: Date Left ____/____/_____
-or- The period covered is ____/____/_____, through (Check one circle.)
 Assuming Office: Date assumed ____/____/_____. The period covered is January 1, 2019, through the date of leaving office.
-or- The period covered is ____/____/_____, through the date of leaving office.
 Candidate: Date of Election _____ and office sought, if different than Part 1: _____

4. Schedule Summary (must complete) ► Total number of pages including this cover page: _____

Schedules attached

Schedule A-1 - Investments – schedule attached Schedule C - Income, Loans, & Business Positions – schedule attached
 Schedule A-2 - Investments – schedule attached Schedule D - Income – Gifts – schedule attached
 Schedule B - Real Property – schedule attached Schedule E - Income – Gifts – Travel Payments – schedule attached

-or- None - No reportable interests on any schedule

5. Verification

MAILING ADDRESS STREET CITY STATE ZIP CODE
(Business or Agency Address Recommended - Public Document)
San Francisco CA 94109
DAYTIME TELEPHONE NUMBER EMAIL ADDRESS

I have used all reasonable diligence in preparing this statement. I have reviewed this statement and to the best of my knowledge the information contained herein and in any attached schedules is true and complete. I acknowledge this is a public document.

I certify under penalty of perjury under the laws of the State of California that the foregoing is true and correct.

Date Signed _____ Signature _____
(month, day, year) (File the originally signed paper statement with your filing official.)

Clear Page

Print

SCHEDULE A-1

Investments

Stocks, Bonds, and Other Interests

(Ownership Interest is Less Than 10%)

Investments must be itemized.

Do not attach brokerage or financial statements.

Name _____

▶ NAME OF BUSINESS ENTITY
United States Steel Corporation

GENERAL DESCRIPTION OF THIS BUSINESS
Steel

FAIR MARKET VALUE
 \$2,000 - \$10,000 \$10,001 - \$100,000
 \$100,001 - \$1,000,000 Over \$1,000,000

NATURE OF INVESTMENT
 Stock Other _____ (Describe)
 Partnership Income Received of \$0 - \$499
 Income Received of \$500 or More (Report on Schedule C)

IF APPLICABLE, LIST DATE:
 _____/_____/19 _____/_____/19
 ACQUIRED DISPOSED

▶ NAME OF BUSINESS ENTITY
Southwest Energy Company

GENERAL DESCRIPTION OF THIS BUSINESS
Energy

FAIR MARKET VALUE
 \$2,000 - \$10,000 \$10,001 - \$100,000
 \$100,001 - \$1,000,000 Over \$1,000,000

NATURE OF INVESTMENT
 Stock Other _____ (Describe)
 Partnership Income Received of \$0 - \$499
 Income Received of \$500 or More (Report on Schedule C)

IF APPLICABLE, LIST DATE:
 _____/_____/19 _____/_____/19
 ACQUIRED DISPOSED

▶ NAME OF BUSINESS ENTITY
Valaris

GENERAL DESCRIPTION OF THIS BUSINESS
Energy

FAIR MARKET VALUE
 \$2,000 - \$10,000 \$10,001 - \$100,000
 \$100,001 - \$1,000,000 Over \$1,000,000

NATURE OF INVESTMENT
 Stock Other _____ (Describe)
 Partnership Income Received of \$0 - \$499
 Income Received of \$500 or More (Report on Schedule C)

IF APPLICABLE, LIST DATE:
 _____/_____/19 _____/_____/19
 ACQUIRED DISPOSED

▶ NAME OF BUSINESS ENTITY

GENERAL DESCRIPTION OF THIS BUSINESS

FAIR MARKET VALUE
 \$2,000 - \$10,000 \$10,001 - \$100,000
 \$100,001 - \$1,000,000 Over \$1,000,000

NATURE OF INVESTMENT
 Stock Other _____ (Describe)
 Partnership Income Received of \$0 - \$499
 Income Received of \$500 or More (Report on Schedule C)

IF APPLICABLE, LIST DATE:
 _____/_____/19 _____/_____/19
 ACQUIRED DISPOSED

▶ NAME OF BUSINESS ENTITY

GENERAL DESCRIPTION OF THIS BUSINESS

FAIR MARKET VALUE
 \$2,000 - \$10,000 \$10,001 - \$100,000
 \$100,001 - \$1,000,000 Over \$1,000,000

NATURE OF INVESTMENT
 Stock Other _____ (Describe)
 Partnership Income Received of \$0 - \$499
 Income Received of \$500 or More (Report on Schedule C)

IF APPLICABLE, LIST DATE:
 _____/_____/19 _____/_____/19
 ACQUIRED DISPOSED

▶ NAME OF BUSINESS ENTITY

GENERAL DESCRIPTION OF THIS BUSINESS

FAIR MARKET VALUE
 \$2,000 - \$10,000 \$10,001 - \$100,000
 \$100,001 - \$1,000,000 Over \$1,000,000

NATURE OF INVESTMENT
 Stock Other _____ (Describe)
 Partnership Income Received of \$0 - \$499
 Income Received of \$500 or More (Report on Schedule C)

IF APPLICABLE, LIST DATE:
 _____/_____/19 _____/_____/19
 ACQUIRED DISPOSED

Comments: _____

Clear Page

Print

SCHEDULE C
Income, Loans, & Business
Positions
(Other than Gifts and Travel Payments)

CALIFORNIA FORM 700 <small>FAIR POLITICAL PRACTICES COMMISSION</small>
Name _____

▶ 1. INCOME RECEIVED	▶ 1. INCOME RECEIVED
NAME OF SOURCE OF INCOME <u>Stanford University</u>	NAME OF SOURCE OF INCOME <u>Standard Cognition</u>
ADDRESS (Business Address Acceptable) <u>450 Jane Stanford Way Stanford, CA 94305</u>	ADDRESS (Business Address Acceptable) <u>965 Mission Street San Francisco, CA 94103</u>
BUSINESS ACTIVITY, IF ANY, OF SOURCE _____	BUSINESS ACTIVITY, IF ANY, OF SOURCE _____
YOUR BUSINESS POSITION <u>Director of Community Engaged Learning</u>	YOUR BUSINESS POSITION <u>Senior Engineer</u>
GROSS INCOME RECEIVED <input type="checkbox"/> No Income - Business Position Only <input type="checkbox"/> \$500 - \$1,000 <input type="checkbox"/> \$1,001 - \$10,000 <input checked="" type="checkbox"/> \$10,001 - \$100,000 <input type="checkbox"/> OVER \$100,000	GROSS INCOME RECEIVED <input type="checkbox"/> No Income - Business Position Only <input type="checkbox"/> \$500 - \$1,000 <input type="checkbox"/> \$1,001 - \$10,000 <input checked="" type="checkbox"/> \$10,001 - \$100,000 <input type="checkbox"/> OVER \$100,000
CONSIDERATION FOR WHICH INCOME WAS RECEIVED <input checked="" type="checkbox"/> Salary <input type="checkbox"/> Spouse's or registered domestic partner's income (For self-employed use Schedule A-2.) <input type="checkbox"/> Partnership (Less than 10% ownership. For 10% or greater use Schedule A-2.) <input type="checkbox"/> Sale of _____ <i>(Real property, car, boat, etc.)</i> <input type="checkbox"/> Loan repayment <input type="checkbox"/> Commission or <input type="checkbox"/> Rental Income, list each source of \$10,000 or more _____ <i>(Describe)</i> <input type="checkbox"/> Other _____ <i>(Describe)</i>	CONSIDERATION FOR WHICH INCOME WAS RECEIVED <input type="checkbox"/> Salary <input checked="" type="checkbox"/> Spouse's or registered domestic partner's income (For self-employed use Schedule A-2.) <input type="checkbox"/> Partnership (Less than 10% ownership. For 10% or greater use Schedule A-2.) <input type="checkbox"/> Sale of _____ <i>(Real property, car, boat, etc.)</i> <input type="checkbox"/> Loan repayment <input type="checkbox"/> Commission or <input type="checkbox"/> Rental Income, list each source of \$10,000 or more _____ <i>(Describe)</i> <input type="checkbox"/> Other _____ <i>(Describe)</i>


▶ 2. LOANS RECEIVED OR OUTSTANDING DURING THE REPORTING PERIOD

* You are not required to report loans from a commercial lending institution, or any indebtedness created as part of a retail installment or credit card transaction, made in the lender's regular course of business on terms available to members of the public without regard to your official status. Personal loans and loans received not in a lender's regular course of business must be disclosed as follows:

NAME OF LENDER* _____	INTEREST RATE _____ % <input type="checkbox"/> None	TERM (Months/Years) _____
ADDRESS (Business Address Acceptable) _____	SECURITY FOR LOAN <input type="checkbox"/> None <input type="checkbox"/> Personal residence	
BUSINESS ACTIVITY, IF ANY, OF LENDER _____	<input type="checkbox"/> Real Property _____ <i>Street address</i>	
HIGHEST BALANCE DURING REPORTING PERIOD <input type="checkbox"/> \$500 - \$1,000 <input type="checkbox"/> \$1,001 - \$10,000 <input type="checkbox"/> \$10,001 - \$100,000 <input type="checkbox"/> OVER \$100,000	_____ <i>City</i>	
	<input type="checkbox"/> Guarantor _____	
	<input type="checkbox"/> Other _____ <i>(Describe)</i>	

Comments: _____

BOARD of SUPERVISORS



City Hall
1 Dr. Carlton B. Goodlett Place, Room 244
San Francisco 94102-4689
Tel. No. 554-5184
Fax No. 554-5163
TDD/TTY No. 544-5227

VACANCY NOTICE

PLANNING COMMISSION

Replaces All Previous Notices

NOTICE IS HEREBY GIVEN of the following seat information and term expirations (**in bold**), appointed by the Board of Supervisors:

Seat 1, Theresa Imperial, term expiring July 1, 2020, shall be nominated by the President of the Board of Supervisors and approved by the Board of Supervisors, for a four-year term ending July 1, 2024.

Seat 2, Kathrin Moore, term expiring July 1, 2022, shall be nominated by the President of the Board of Supervisors and approved by the Board of Supervisors, for a four-year term.

Vacant Seat 3, succeeding Dennis Richards, resigned, shall be nominated by the President of the Board of Supervisors and approved by the Board of Supervisors, for the unexpired portion of a four-year term ending July 1, 2022.

Each nomination made by the President of the Board of Supervisors and the Mayor is subject to approval by the Board of Supervisors and subject to a public hearing and vote within 60 days. If the Board fails to act on the nomination within 60 days of the date the nomination is transmitted to the Clerk of the Board of Supervisors, the nominee shall be deemed approved.

Reports: The Commission shall periodically recommend to the Board of Supervisors for approval or rejection proposed amendments to the General Plan.

Sunset Date: None.

Additional information relating to the Planning Commission may be obtained by reviewing Charter, Section 4.105, at <http://www.sfbos.org/sfmunicodes> or by visiting their website or <http://sf-planning.org/planning-commission>.

Interested persons may obtain an application from the Board of Supervisors website at http://www.sfbos.org/vacancy_application or from the Rules Committee Clerk, 1 Dr. Carlton B. Goodlett Place, Room 244, San Francisco, CA 94102-4689. Completed applications should be submitted to the Clerk of the Board. All applicants must be residents of San Francisco, unless otherwise stated.

Pursuant to Board of Supervisors Rules of Order, Section 2.19, applicants applying for this Commission must complete and submit, with their application, a copy (**not original**) of Form 700 (Statement of Economic Interests). Applications will not be considered if a copy of Form 700 (Statement of Economic Interests) is not submitted. Form 700 (Statement of Economic Interests) may be obtained at <http://www.fppc.ca.gov/Form700.html>.

Next Steps: Applicants who meet minimum qualifications will be considered for nomination by the President of the Board of Supervisors. The individual(s) nominated by the President of the Board of Supervisors will be sent to the Rules Committee for consideration and forwarded to the Board of Supervisors for final approval. During the Rules Committee hearing, the nominated individual(s) will be considered and nominee(s) may be asked to state their qualifications.

Please Note: A vacancy may have already been filled. To determine if a vacancy for this Commission is still available, or if you require additional information, please call the Rules Committee Clerk at 415-554-5184.

Angela Calvillo
Clerk of the Board

DATED/POSTED: March 17, 2020

San Francisco
BOARD OF SUPERVISORS

Date Printed: March 24, 2017

Date Established:

July 1, 2002

Active

PLANNING COMMISSION

Contact and Address:

Jonas P. Ionin
Planning Department
1650 Mission Street, Suite 400
San Francisco, CA 94103

Phone: (415) 558-6309

Fax: (415) 558-6409

Email: jonas.ionin@sfgov.org

Authority:

Charter Section 4.105- per Prop D. Election March 5, 2002

Board Qualifications:

The Planning Commission consists of seven voting members.

The President of the Board of Supervisors shall nominate three members to the commission.

The Mayor shall nominate four members to the commission.

Each nomination of the President of the Board of Supervisors and the Mayor is subject to the approval of the Board of Supervisors, and shall be the subject of a public hearing and vote within 60 days. If the Board fails to act on the nomination within 60 days of the date the nomination is transmitted to the Clerk of the Board of Supervisor the nominee shall be deemed approved.

The mission of the City Planning Department is to guide the orderly and prudent use of land, in both the natural and built environment, with the purpose of improving the quality of life and embracing the diverse perspectives of those who live in, work in, and visit San Francisco. The Commission shall periodically recommend to the Board of Supervisors for approval or rejection proposed amendments to the General Plan.

Report: The Commission shall periodically recommend to the Board of Supervisors for approval or rejection proposed amendments to the General Plan.

Sunset Date: None

GENDER ANALYSIS OF COMMISSIONS AND BOARDS



City and County of San Francisco
London N. Breed
Mayor

Department on the Status of Women
Emily M. Murase, PhD
Director



Acknowledgements

The data collection and analysis for this report was conducted by Public Policy Fellow Diana McCaffrey with support from Policy and Projects Director Elizabeth Newman, Associate Director Carol Sacco, and Director Emily Murase, PhD, at the San Francisco Department on the Status of Women.

The San Francisco Department on the Status of Women would like to thank the various policy body members, Commission secretaries, and department staff who graciously assisted in collecting demographic data and providing information about their respective policy bodies.

San Francisco Commission on the Status of Women

President Debbie Mesloh

Vice President Breanna Zwart

Commissioner Shokooh Miry

Commissioner Carrie Schwab-Pomerantz

Commissioner Andrea Shorter

Commissioner Julie D. Soo

Emily M. Murase, PhD, Director
Department on the Status of Women

This report is available at the San Francisco Department on the Status of Women website, <https://sfgov.org/dosw/gender-analysis-reports>.

Contents

Table of Figures	3
Executive Summary.....	4
I. Introduction	7
II. Gender Analysis Findings	8
A. Gender	8
B. Race and Ethnicity.....	11
C. Race and Ethnicity by Gender	14
D. LGBTQ Identity.....	16
E. Disability Status.....	16
F. Veteran Status.....	17
G. Policy Bodies by Budget.....	18
H. Comparison of Advisory Body and Commission and Board Demographics	19
I. Demographics of Mayoral, Supervisorial, and Total Appointees	20
III. Conclusion.....	21
IV. Methodology and Limitations.....	23
Appendix	24

Table of Figures

Figure 1: Summary Data of Policy Body Demographics, 2019.....	8
Figure 2: 10-Year Comparison of Representation of Women on Policy Bodies	8
Figure 3: Commissions and Boards with Highest Percentages of Women, 2019 Compared to 2017, 2015..	9
.....	9
Figure 4: Commissions and Boards with Lowest Percentage of Women, 2019 Compared to 2017, 2015..	10
.....	10
Figure 5: Advisory Bodies with the Highest and Lowest Percentage of Women, 2019.....	10
Figure 6: 10-Year Comparison of People of Color’s Representation of Policy Bodies.....	11
Figure 7: Race and Ethnicity of Appointees Compared to San Francisco Population, 2019.....	12
Figure 8: Commissions and Boards with Highest Percentage of People of Color, 2019 Compared to 2017, 2015	12
Figure 9: Commissions and Boards with Lowest Percentage of People of Color, 2019 Compared to 2017, 2015	13
Figure 10: Advisory Bodies with the Highest and Lowest Percentage of People of Color, 2019.....	14
Figure 11: 10-Year Comparison of Representation of Women of Color on Policy Bodies.....	14
Figure 12: Appointees by Race/Ethnicity and Gender, 2019	15
Figure 13: San Francisco Population by Race/Ethnicity, 2019	15
Figure 14: LGBTQ Identity of Appointees, 2019	16
Figure 15: LGBTQ Population of Appointees, 2019	16
Figure 16: San Francisco Adult Population with a Disability by Gender, 2017	17
Figure 17: Appointees with One or More Disabilities by Gender, 2019	17
Figure 18: San Francisco Adult Population with Military Service by Gender, 2017.....	17
Figure 19: Appointees with Military Service, 2019.....	17
Figure 20: Percent of Women, Women of Color, and People of Color on Commissions and Boards with Largest and Smallest Budgets in Fiscal Year 2018-2019	18
Figure 21: Demographics of Commissions and Boards with Largest Budgets, 2019	19
Figure 22: Demographics of Commissions and Boards with Smallest Budgets, 2019	19
Figure 23: Demographics of Appointees on Commission and Boards and Advisory Bodies, 2019	20
Figure 24: Demographics of Mayoral, Supervisorial, and Total Appointees, 2019	20
Figure 25: Policy Body Demographics, 2019.....	24
Figure 26: San Francisco Population Estimates by Race/Ethnicity, 2017	26
Figure 27: San Francisco Population Estimates by Race/Ethnicity and Gender, 2017	26

Executive Summary

In 2008, San Francisco voters overwhelmingly approved a City Charter Amendment (section 4.101) establishing as City policy for the membership of Commissions and Boards to reflect the diversity of San Francisco’s population, and that appointing officials be urged to support the nomination, appointment, and confirmation of these candidates. Additionally, it requires the San Francisco Department on the Status of Women to conduct and publish a gender analysis of Commissions and Boards every two years.

The *2019 Gender Analysis of Commissions and Boards* includes more policy bodies such as task forces, committees, and advisory bodies, than previous analyses, which were limited to Commissions and Boards. Data was collected from 84 policy bodies and from a total of 741 members mostly appointed by the Mayor and Board of Supervisors. These policy bodies fall under two categories designated by the San Francisco Office of the City Attorney.¹ The first category, referred to as “Commissions and Boards,” are policy bodies with decision-making authority and whose members are required to submit financial disclosures to the Ethics Commission. The second category, referred to as “Advisory Bodies,” are policy bodies with advisory function whose members do *not* submit financial disclosures to the Ethics Commission. This report examines policy bodies and appointees both comprehensively as a whole and separately by the two categories.

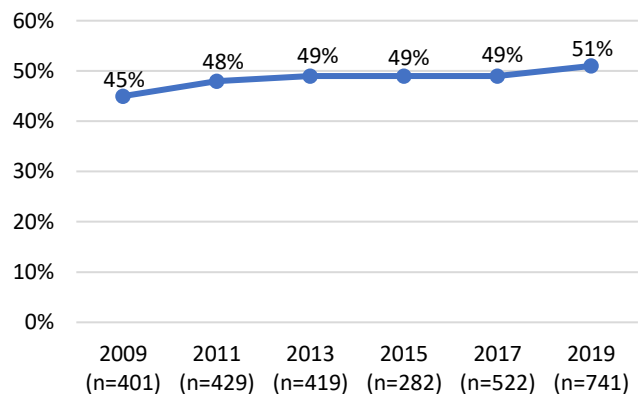
The *2019 Gender Analysis* evaluates the representation of women; people of color; lesbian, gay, bisexual, transgender, queer, and questioning (LGBTQ) individuals; people with disabilities; and veterans on San Francisco policy bodies.

Key Findings

Gender

- Women’s representation on policy bodies is 51%, slightly above parity with the San Francisco female population of 49%.
- Since 2009, there has been a small but steady increase in the representation of women on San Francisco policy bodies.

10-Year Comparison of Representation of Women on Policy Bodies



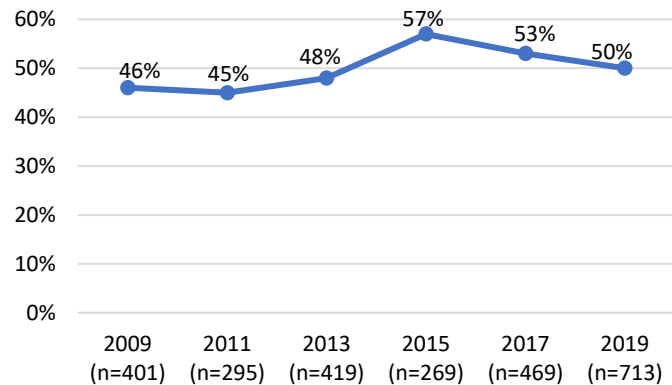
Source: SF DOSW Data Collection & Analysis.

¹ “List of City Boards, Commissions, and Advisory Bodies Created by Charter, Ordinance, or Statute,” Office of the City Attorney, <https://www.sfcityattorney.org/wp-content/uploads/2016/01/Commission-List-08252017.pdf>, (August 25, 2017).

Race and Ethnicity

- People of color are underrepresented on policy bodies compared to the population. Although people of color comprise 62% of San Francisco’s population, just 50% of appointees identify as a race other than white.
- While the overall representation of people of color has increased between 2009 and 2019, as the Department collected data on more appointees, the representation of people of color has decreased over the last few years. The percentage of appointees of color decreased from 53% in 2017 to 49% in 2019.
- As found in previous reports, Latinx and Asian groups are underrepresented on San Francisco policy bodies compared to the population. Latinx individuals are 14% of the population but make up only 8% of appointees. Asian individuals are 31% of the population but make up only 18% of appointees.

10-Year Comparison of Representation of People of Color on Policy Bodies

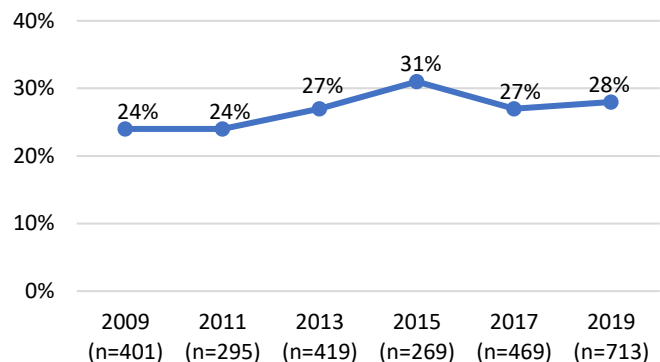


Source: SF DOSW Data Collection & Analysis.

Race and Ethnicity by Gender

- On the whole, women of color are 32% of the San Francisco population, and 28% of appointees. Although still below parity, 28% is a slight increase compared to 2017, which showed 27% women of color appointees.
- Meanwhile, men of color are underrepresented at 21% of appointees compared to 31% of the San Francisco population.
- Both White women and men are overrepresented on San Francisco policy bodies. White women are 23% of appointees compared to 17% of the San Francisco population. White men are 26% of appointees compared to 20% of the population.
- Black and African American women and men are well-represented on San Francisco policy bodies. Black women are 9% of appointees compared to 2.4% of the population, and Black men are 5% of appointees compared to 2.5% of the population.
- Latinx women are 7% of the San Francisco population but 3% of appointees, and Latinx men are 7% of the population but 5% of appointees.
- Asian women are 17% of the San Francisco population but 11% of appointees, and Asian men are 15% of the population but just 7% of appointees.

10-Year Comparison of Representation of Women of Color on Policy Bodies



Source: SF DOSW Data Collection & Analysis.

Additional Demographics

- Out of the 74% of appointees who responded to the survey question on LGBTQ identity, 19% identify as lesbian, gay, bisexual, transgender, nonbinary, queer, or questioning, and 81% of appointees identify as straight/heterosexual.
- Out of the 70% of appointees who responded to the question on disability, 11% identify as having one or more disabilities, which is just below the 12% of the adult population with a disability in San Francisco.
- Out of the 67% of appointees who responded to the question on veteran status, 7% have served in the military compared to 3% of the San Francisco population.

Proxies for Influence: Budget & Authority

- Although women are half of all appointees, those Commissions and Boards with the largest budgets have fewer women and especially fewer women of color. Meanwhile, women exceed representation on Boards and Commissions with the smallest budgets and women of color reach parity with the population on the smallest budgeted Commissions and Boards.
- Although still underrepresented relative to the San Francisco population, there is a larger percentage of people of color on Commissions and Boards with both the largest and smallest budgets compared to overall appointees.
- The percentage of total women is greater on Advisory Bodies than Commissions and Boards. Women are 54% of appointees on Advisory Bodies and 48% of appointees on Commissions and Boards. However, the percentages of people of color and women of color on Commissions and Boards exceed the percentages of people of color and women of color on Advisory Bodies.

Appointing Authorities

- Mayoral appointments include 55% women, 52% people of color, and 30% women of color, which is more diverse by gender and race compared to both Supervisorial appointments and total appointments.

Demographics of Appointees Compared to the San Francisco Population

	Women	People of Color	Women of Color	LGBTQ	Disability Status	Veteran Status
San Francisco Population	49%	62%	32%	6%-15%*	12%	3%
Total Appointees	51%	50%	28%	19%	11%	7%
10 Largest Budgeted Commissions & Boards	41%	55%	23%			
10 Smallest Budgeted Commissions & Boards	52%	54%	32%			
Commissions and Boards	48%	52%	30%			
Advisory Bodies	54%	49%	28%			

Sources: 2017 American Community Survey 5-Year Estimates, SF DOSW Data Collection & Analysis, 2019, *Note: Estimates vary by source. See page 16 for a detailed breakdown.

I. Introduction

Inspired by the 4th UN World Conference on Women in Beijing, San Francisco became the first city in the world to adopt a local ordinance reflecting the principles of the U.N. Convention on the Elimination of All Forms of Discrimination (CEDAW), an international bill of rights for women. The CEDAW Ordinance was passed unanimously by the San Francisco Board of Supervisors and signed into law by Mayor Willie L. Brown, Jr. on April 13, 1998.² In 2002, the CEDAW Ordinance was revised to address the intersection of race and gender and incorporate reference to the UN Convention on the Elimination of all Forms of Race Discrimination. The Ordinance requires City Government to take proactive steps to ensure gender equity and specifies “gender analysis” as a preventive tool to identify and address discrimination. Since 1998, the Department on the Status of Women has employed this tool to analyze the operations of 10 City Departments using a gender lens.

In 2007, the Department on the Status of Women conducted the first gender analysis to evaluate the number of women appointed to City Commissions and Boards. The findings of this analysis informed a City Charter Amendment developed by the Board of Supervisors for the June 2008 Election. This City Charter Amendment (Section 4.101) was overwhelmingly approved by voters and made it city policy that:

- The membership of Commissions and Boards are to reflect the diversity of San Francisco’s population,
- Appointing officials are to be urged to support the nomination, appointment, and confirmation of these candidates, and
- The Department on the Status of Women is required to conduct and publish a gender analysis of Commissions and Boards every 2 years.

The *2019 Gender Analysis* examines the representation of women; people of color; lesbian, gay, bisexual, transgender, queer, and questioning (LGBTQ) individuals; people with disabilities; and veterans on San Francisco policy bodies primarily appointed by the Mayor and the Board of Supervisors. This year’s analysis included more outreach to policy bodies as compared to previous analyses that were limited to Commissions and Boards. As a result, more appointees were included in the data collection and analysis than even before. These policy bodies fall under two categories designated by the San Francisco Office of the City Attorney. The first category, referred to as “Commissions and Boards,” are policy bodies with decision-making authority and whose members are required to submit financial disclosures to the Ethics Commission, and the second category, referred to as “Advisory Bodies,” are policy bodies with advisory function whose members do not submit financial disclosures to the Ethics Commission. A detailed description of methodology and limitations can be found at the end of this report on page 23.

² San Francisco Administrative Code Chapter 33.A.
[http://library.amlegal.com/nxt/gateway.dll/California/administrative/chapter33alocalimplementationoftheunited?f=templates\\$fn=default.htm\\$3.0\\$vid=amlegal:sanfrancisco_ca\\$sanc=JD_Chapter33A](http://library.amlegal.com/nxt/gateway.dll/California/administrative/chapter33alocalimplementationoftheunited?f=templates$fn=default.htm$3.0$vid=amlegal:sanfrancisco_ca$sanc=JD_Chapter33A).

II. Gender Analysis Findings

Many aspects of San Francisco’s diversity are reflected in the overall population of appointees on San Francisco policy bodies. The analysis includes 84 policy bodies, of which 823 of the 887 seats are filled leaving 7% vacant. As outlined below in the summary chart, slightly more than half of appointees are women, half of appointees are people of color, 28% are women of color, 19% are LGBTQ, 11% have a disability, and 7% are veterans.

Figure 1: Summary Data of Policy Body Demographics, 2019

Appointee Demographics	Percentage of Appointees
Women (n=741)	51%
People of Color (n=706)	50%
Women of Color (n=706)	28%
LGBTQ Identified (n=548)	19%
People with Disabilities (n=516)	11%
Veteran Status (n=494)	7%

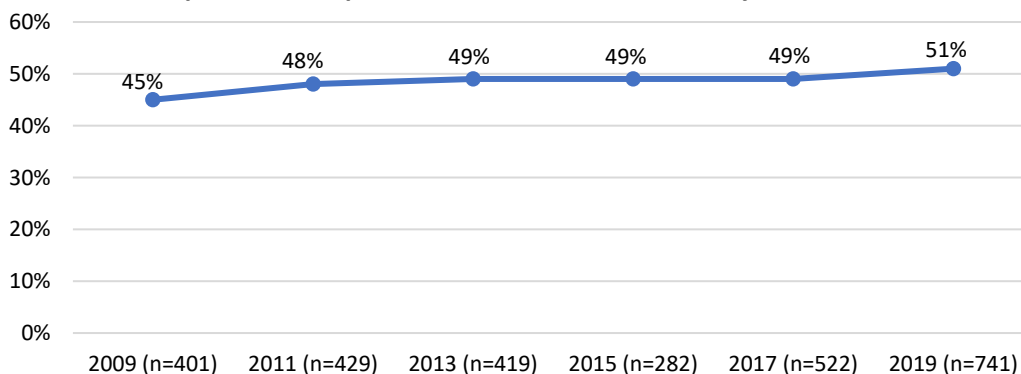
Source: SF DOSW Data Collection & Analysis.

However, further analysis reveals underrepresentation of particular groups. Subsequent sections present comprehensive data analysis providing comparison to previous years, detailing the variables of gender, race/ethnicity, LGBTQ identity, disability, veteran status, and policy body characteristics of budget size, decision-making authority, and appointment authority.

A. Gender

On San Francisco policy bodies, 51% of appointees identify as women, which is slightly above parity compared to the San Francisco female population of 49%. The representation of women remained stable at 49% from 2013 until 2017. This year, the representation of women increased by 2 percentage points, which could be partly due to the larger sample size used in this year’s analysis compared to previous years. A 10-year comparison shows that the representation of women appointees has gradually increased since 2009 by a total of six percentage points.

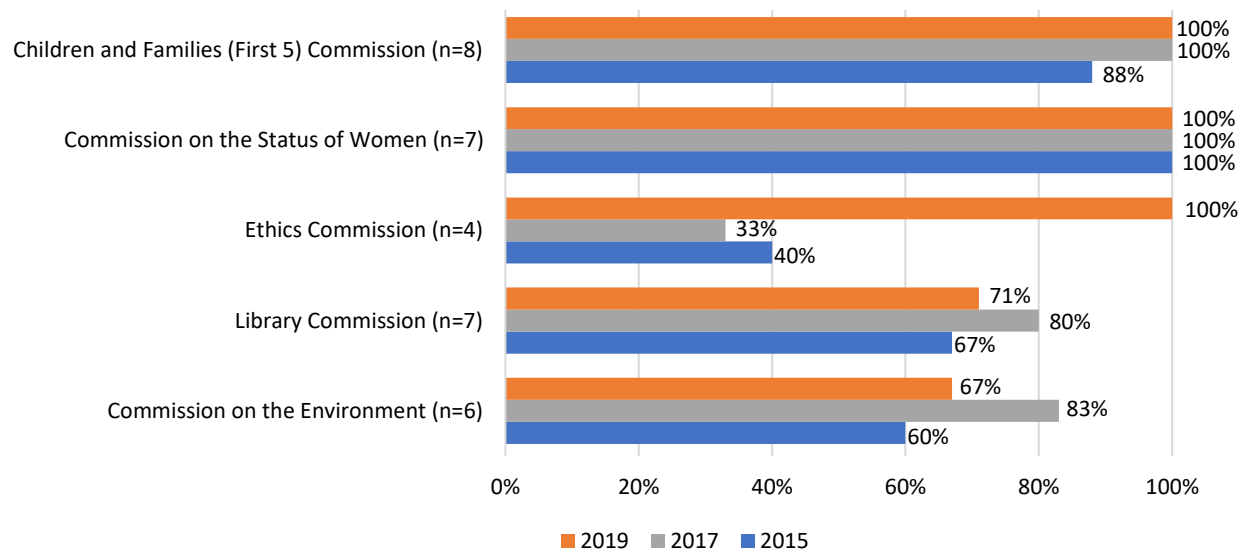
Figure 2: 10-Year Comparison of Representation of Women on Policy Bodies



Source: SF DOSW Data Collection & Analysis.

Figures 3 and 4 analyze Commissions and Boards. Figure 3 showcases the five Commissions and Boards with the highest representation of women appointees as compared to 2015 and 2013. The Children and Families (First Five) Commission and the Commission on the Status of Women are currently comprised of all women appointees. This finding has been consistent for the Commission on the Status of Women in 2015 and 2017. While the Ethics Commission has 100% women appointees, much more than 2015 and 2017, its small size of five appointees means that minimal changes in its demographic composition greatly impacts percentages. This is also the case for other policy bodies with a small number of members. The Library Commission and the Commission on the Environment are fourth and fifth on the list at 71% and 67% women, respectively, with long standing female majorities on each.

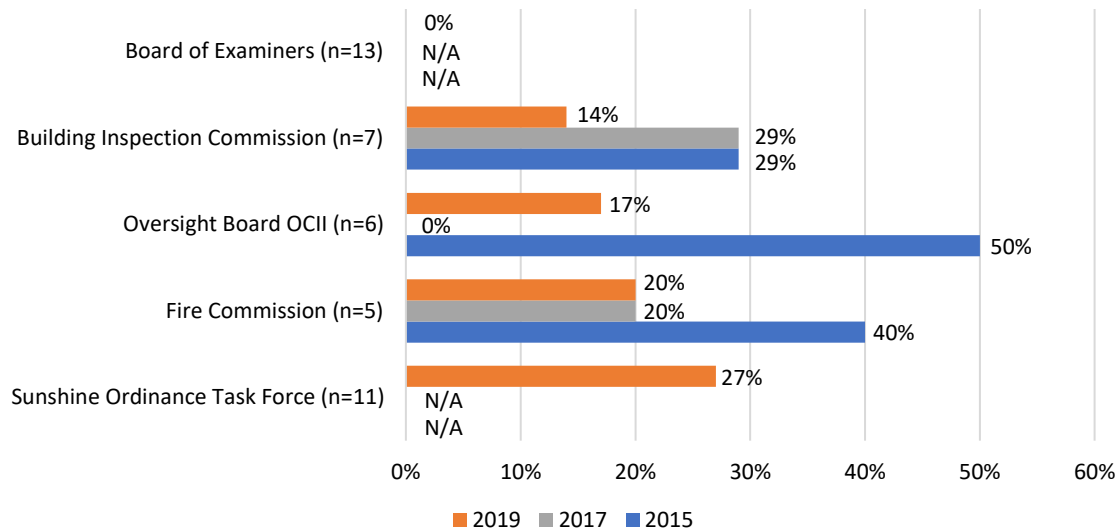
Figure 3: Commissions and Boards with Highest Percentages of Women, 2019 Compared to 2017, 2015



Source: SF DOSW Data Collection & Analysis.

Out of the Commissions and Boards in this section, 23 have 40% or less women. The five Commissions and Boards with the lowest representation of women are displayed in Figure 4. The lowest percentage is found on the Board of Examiners where currently *none* of the 13 appointees are women. Unfortunately, demographic data is unavailable for the Board of Examiners for 2017 and 2015. Next is the Building Inspection Commission at 14%, which is a decrease of female representation compared to 2017 and 2015. The Oversight Board of Community Investment and Infrastructure, Fire Commission, and Sunshine Ordinance Task Force also have some of the lowest percentages of women at 17%, 20%, and 27%, respectively. Unfortunately, the Sunshine Ordinance Task Force did not participate in previous analyses and therefore demographics data is unavailable for 2017 and 2015.

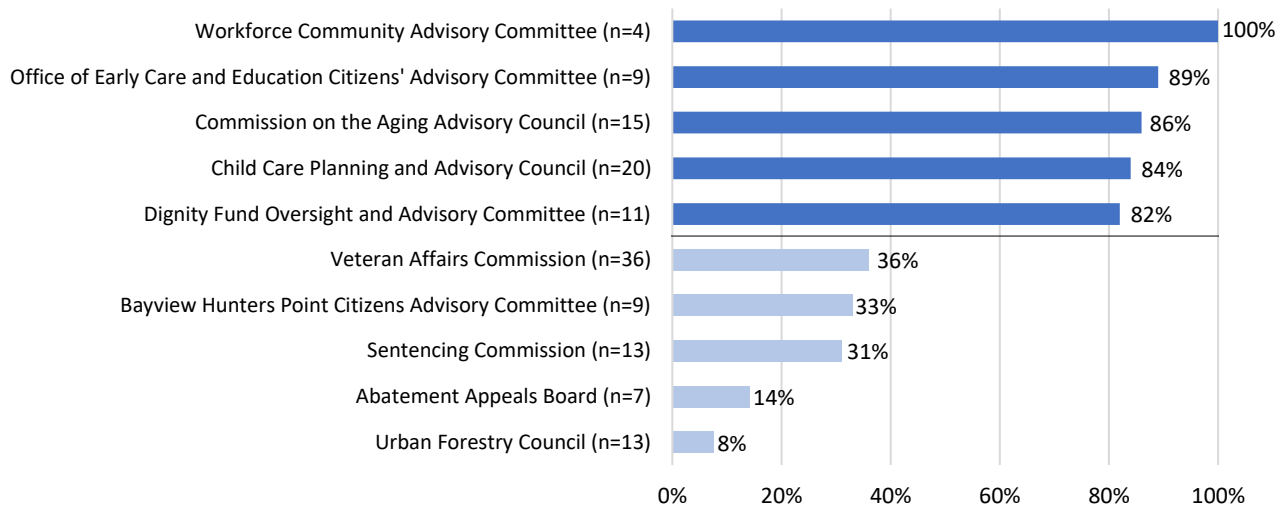
Figure 4: Commissions and Boards with Lowest Percentage of Women, 2019 Compared to 2017, 2015



Source: SF DOSW Data Collection & Analysis.

In addition to Commissions and Boards, Advisory Bodies were examined for the highest and lowest percentages of women. This is the first year such bodies have been included, thus comparison to previous years is unavailable. Figure 9 below displays the five Advisory Bodies with the highest and the five with the lowest representations of women. The Workforce Community Advisory Committees has the greatest representation of women at 100%, followed by the Office of Early Care and Education Citizen’s Advisory Committee at 89%. The Advisory Bodies with the lowest percentage of women are the Urban Forestry Council at 8% of the 13-member body and the Abatement Appeals Board at 14% of the 7-member body.

Figure 5: Advisory Bodies with the Highest and Lowest Percentage of Women, 2019

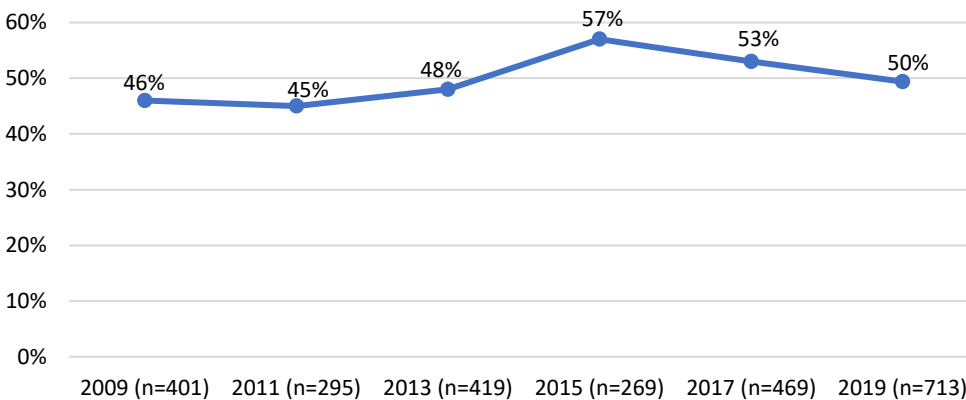


Source: SF DOSW Data Collection & Analysis.

B. Race and Ethnicity

Data on racial and ethnic identity was collected for 706, or 95%, of the 741 surveyed appointees. Although half of appointees identify as a race or ethnicity other than white or Caucasian, people of color are still underrepresented compared to the San Francisco population of 62%. The representation of people of color has increased since 2009 but has decreased following 2015. The number of appointees analyzed increased substantially in 2017 and 2019 compared to 2015, and these larger data samples have coincided with smaller percentages of people of color. The percentage decrease following 2017 could be partially due to the inclusion of more policy and advisory bodies, as the representation of people of color on Commissions and Boards dropped only slightly from 53% in 2017 to 52% in 2019.

Figure 6: 10-Year Comparison of Representation of People of Color on Policy Bodies



Source: SF DOSW Data Collection & Analysis.

The racial and ethnic breakdown of policy body members compared to the San Francisco population is shown in Figure 7. This analysis reveals underrepresentation and overrepresentation in San Francisco policy bodies for certain racial and ethnic groups. Half of all appointees are white, an overrepresentation by more than 10 percentage points. The Black and African American community is well represented on appointed policy bodies at 14% compared to 5% of the population of San Francisco. Characterizing this as an overrepresentation is inaccurate given the representation of Black or African American people on policy bodies has been consistent over the years while the San Francisco population has declined over the same period.³ Furthermore, the most recent nationwide estimate for the Black or African American population is 13%, which is nearly equal to the 14% of Black or African American appointees present on San Francisco policy bodies.⁴

Considerably underrepresented racial and ethnic groups on San Francisco policy bodies compared to the San Francisco population are individuals who identify as Asian or Latinx. While Asians are 31% of the San Francisco population, they only make up 18% of appointees. While the Latinx population of San Francisco is 14%, only 8% of appointees are Latinx. Although there is a small population of Native

³ Samir Gambhir and Stephen Menendian, "Racial Segregation in the Bay Area, Part 2," *Haas Institute for a Fair and Inclusive Society* (2018).

⁴ US Census Bureau, 2018, Retrieved from <https://www.census.gov/quickfacts/fact/table/US/PST045218>.

Americans and Alaska Natives in San Francisco of 0.4%, none of the surveyed appointees identified themselves as such.

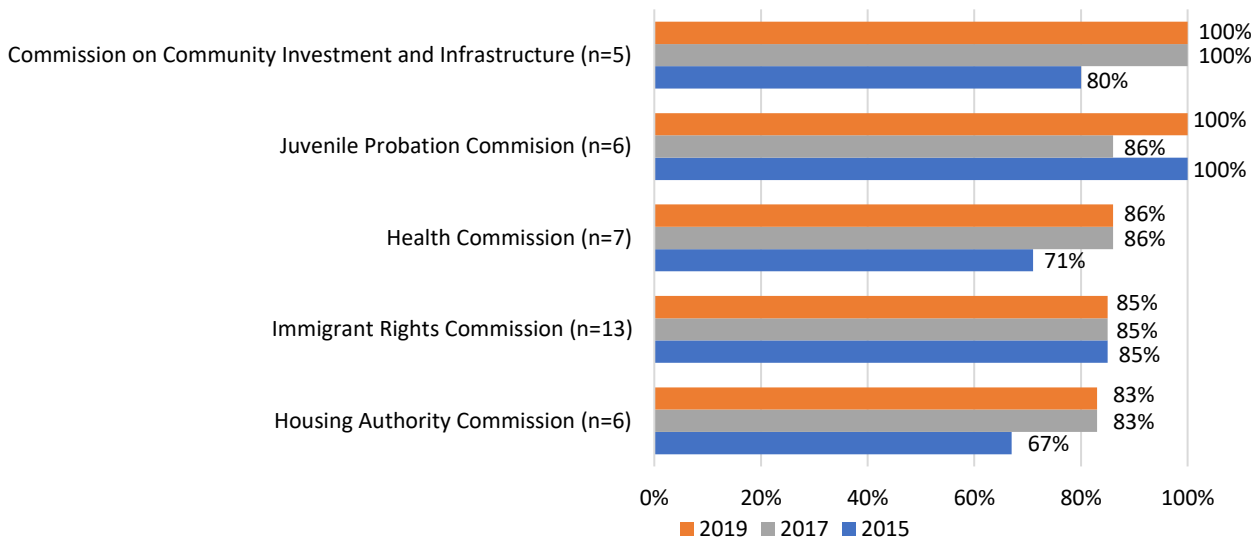
Figure 7: Race and Ethnicity of Appointees Compared to San Francisco Population, 2019



Sources: 2017 American Community Survey 5-Year Estimates, SF DOSW Data Collection & Analysis.

The next two graphs illustrate Commissions and Boards, and Advisory Bodies with the highest and lowest percentages of people of color. As shown in Figure 8, the Commission on Community Investment and Infrastructure remained at 100% from 2017, while the Juvenile Probation Commission has returned to 100% this year after a dip in 2017. Next is the Health Commission, Immigrant Rights Commission, and Housing Authority Commission at 86%, 85%, and 83%, respectively. Percentages of people of color on both the Health Commission and the Housing Authority Commission increased following 2015, and have remained consistent since 2017.

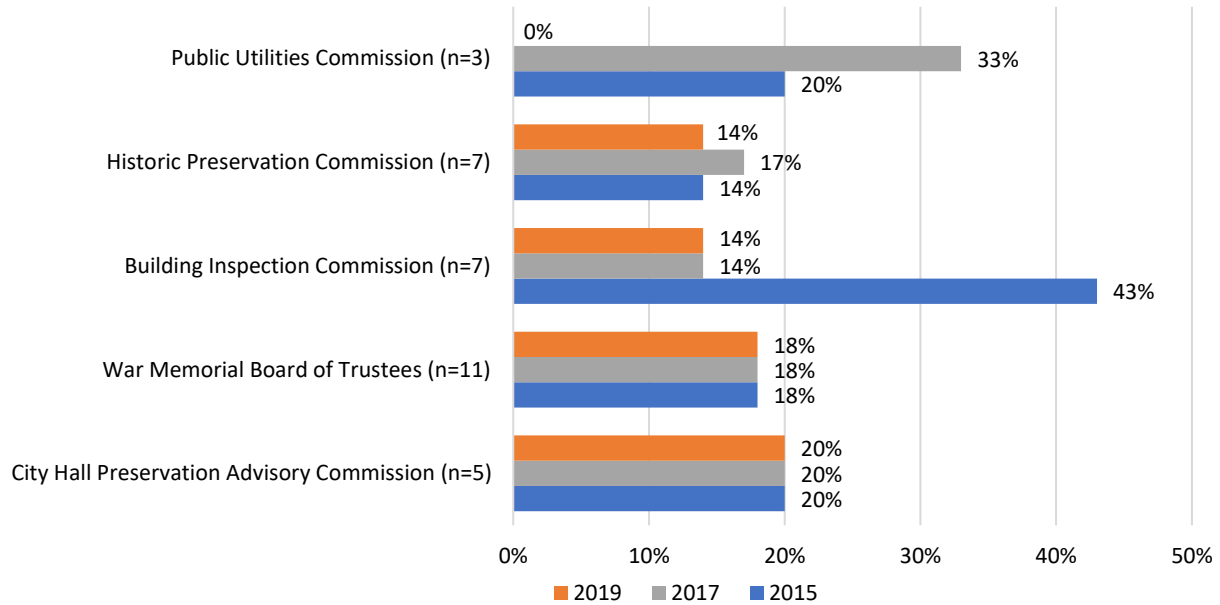
Figure 8: Commissions and Boards with Highest Percentage of People of Color, 2019 Compared to 2017, 2015



Source: SF DOSW Data Collection & Analysis.

There are 23 policy bodies that have 40% or less appointees who identified a racial and ethnic category other than white. Although the Public Utilities Commission has two vacancies, *none* of the current appointees identify as people of color. The Historic Preservation Commission and Building Inspection Commission are both at 14% representation for people of color. The Building Inspection Commission had a large drop from 43% in 2015, with the percentage of people of color decreasing to 14% in 2017 and remaining at this percent for 2019. Lastly, the War Memorial Board of Trustees and City Hall Preservation Advisory Commission have 18% and 20%, respectively.

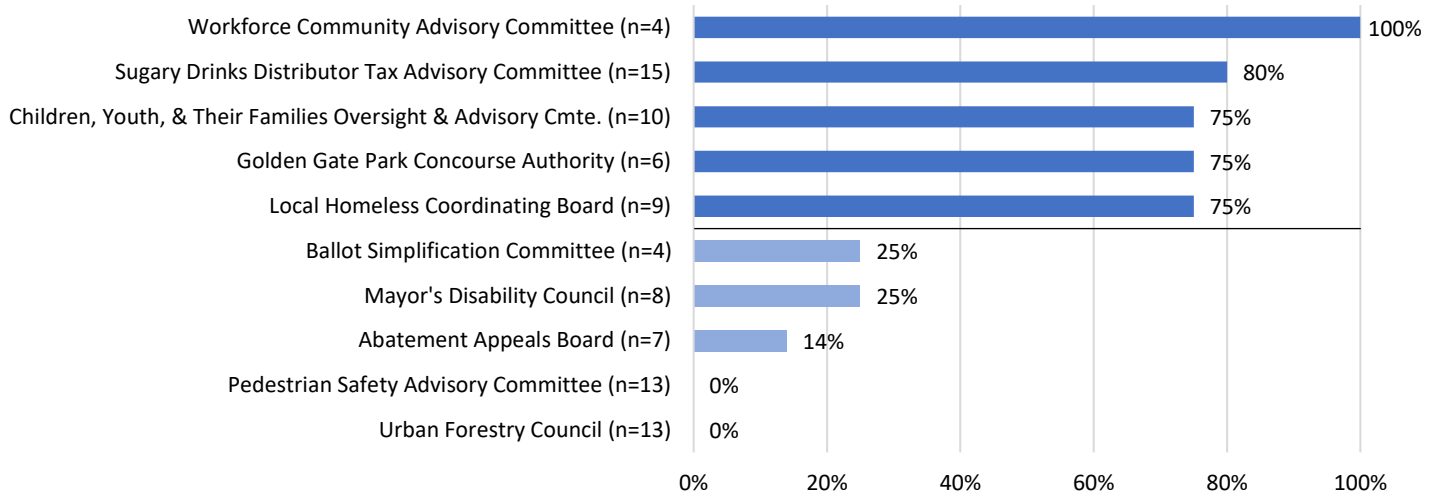
Figure 9: Commissions and Boards with Lowest Percentage of People of Color, 2019 Compared to 2017, 2015



Source: SF DOSW Data Collection & Analysis.

In addition to Commissions and Boards, Advisory Bodies were examined for the highest and lowest percentages of people of color. This is the first year such bodies have been included, thus comparison to previous years is unavailable. All members of the Workforce Community Advisory Committee are people of color. People of color comprise 80% of the Sugary Drinks Distributor Tax Advisory Committee, and 75% of appointees on the Children, Youth and Their Families Oversight and Advisory Committee, the Golden Gate Park Concourse Authority, and the Local Homeless Coordinating Board. Out of the five Advisory Bodies with the lowest representation of people of color, the Ballot Simplification Committee and the Mayor’s Disability Council have 25% appointees of color, and the Abatement Appeals Board has 14% appointees of color. The Urban Forestry and the Pedestrian Safety Advisory Committee have no people of color currently serving.

Figure 10: Advisory Bodies with the Highest and Lowest Percentage of People of Color, 2019

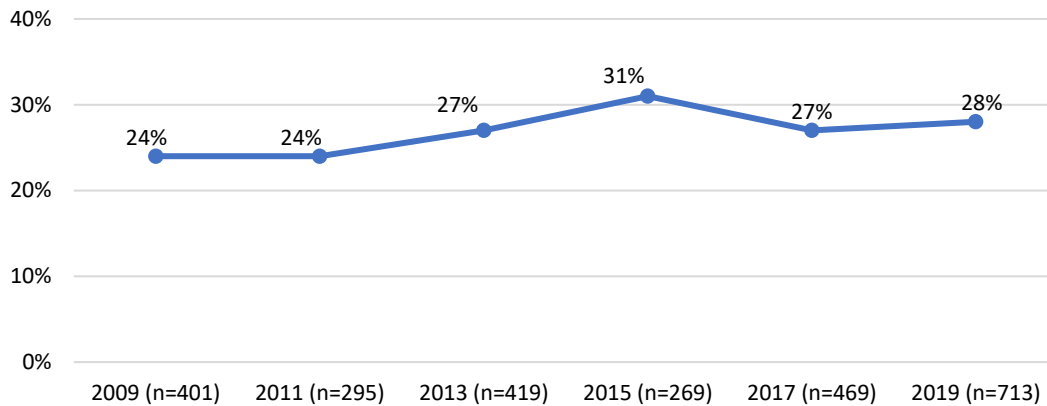


Source: SF DOSW Data Collection & Analysis.

C. Race and Ethnicity by Gender

White men and women are overrepresented on San Francisco policy bodies, while Asian and Latinx men and women are underrepresented. While women of color continue to be underrepresented at 28% compared to the San Francisco population of 32%, this is a slight increase from 2017 which showed 27% women of color. Meanwhile, men of color are 21% of appointees compared to 31% of the San Francisco population.

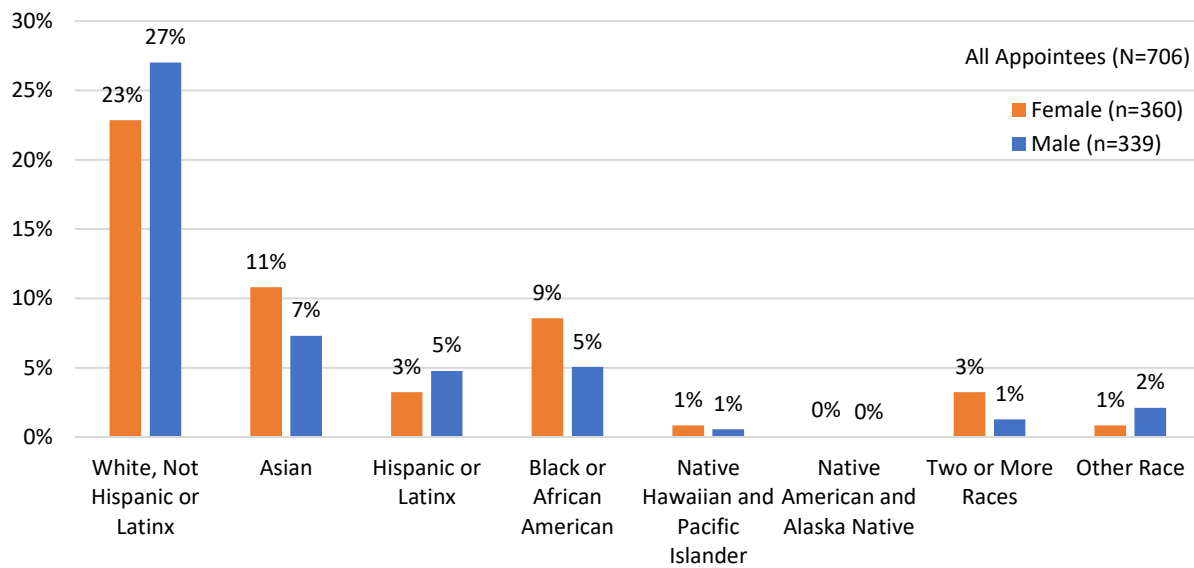
Figure 11: 10-Year Comparison of Representation of Women of Color on Policy Bodies



Source: SF DOSW Data Collection & Analysis.

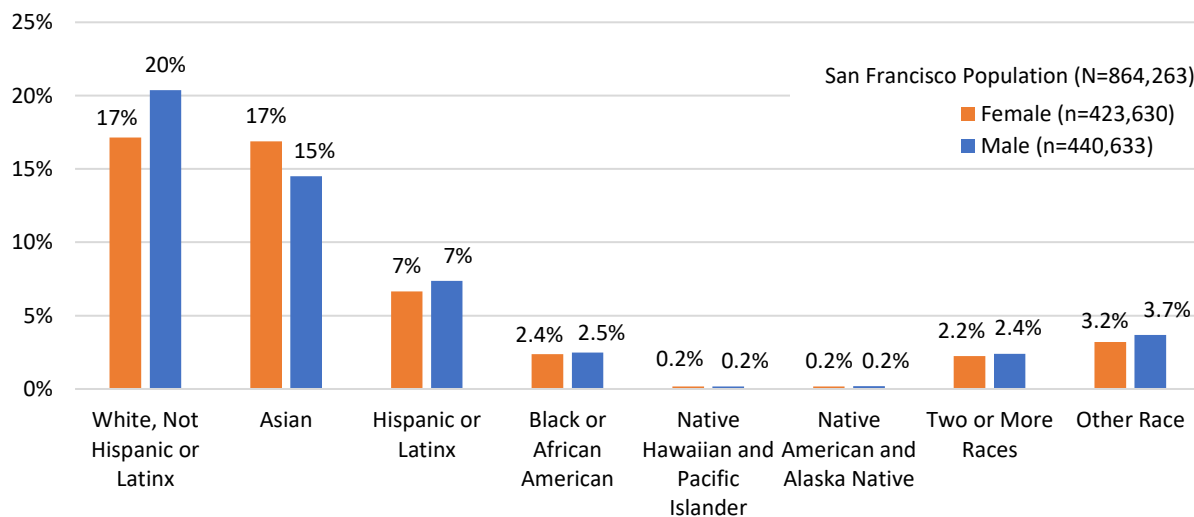
The following figures present the breakdown for appointees and the San Francisco population by race and ethnicity and gender. White men and women are overrepresented, holding 27% and 23% of appointments, respectively, compared to 20% and 17% of the population, respectively. Asian men and women are both greatly underrepresented with Asian women making up 11% of appointees compared to 17% of the population while Asian men comprise 7% of appointees and 15% of the population. Latinx men and women are also underrepresented, particularly Latinx women, who are 3% of appointees and 7% of the population, while Latinx men are 5% of appointees and 7% of the population. Black or African American men and women are well-represented with Black women comprising 9% of appointees and Black men comprising 5% of appointees. Pacific Islander men and women, and multiethnic women also exceed parity with the population. Although Native American men and women make up only 0.4% of San Francisco’s population, none of the surveyed appointees identified themselves as such.

Figure 12: Appointees by Race/Ethnicity and Gender, 2019



Source: SF DOSW Data Collection & Analysis.

Figure 13: San Francisco Population by Race/Ethnicity, 2019



Source: 2017 American Community Survey 5-Year Estimates.

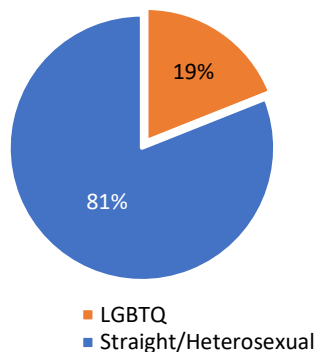
D. LGBTQ Identity

Lesbian, gay, bisexual, transgender, queer, and questioning (LGBTQ) identity data was collected from 548, or 75%, of the 741 surveyed appointees, which is much more data on LGBTQ identity compared to previous reports. Due to limited and outdated information on the population of the LGBTQ community in San Francisco, it is difficult to adequately assess the representation of the LGBTQ community. However, compared to available San Francisco, larger Bay Area, and national data, the LGBTQ community is well represented on San Francisco policy bodies. Recent research estimates the national LGBT population is 4.5%.⁵ The LGBT population of the San Francisco and greater Bay Area is estimated to rank the highest of U.S. cities at 6.2%,⁶ while a 2006 survey found that 15.4% of adults in San Francisco identify as LGBT⁷.

Of the appointees who responded to this question, 19% identify as LGBTQ and 81% identify as straight or heterosexual. Of the LGBTQ appointees, 48% identify as gay, 23% as lesbian, 17% as bisexual, 7% as queer, 5% as transgender, and 1% as questioning. Data on LGBTQ identity by race was not captured. Efforts to capture data on LGBTQ identity by race for future reports would enable more intersectional analysis.

Figure 14: LGBTQ Identity of Appointees, 2019

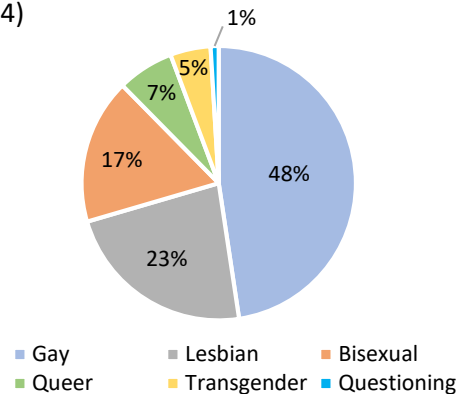
(N=548)



Source: SF DOSW Data Collection & Analysis.

Figure 15: LGBTQ Population of Appointees, 2019

(N=104)



Source: SF DOSW Data Collection & Analysis.

E. Disability Status

Overall, 12% of adults in San Francisco have one or more disabilities, and when broken down by gender, 6.2% are women and 5.7% are men. Disability data for transgender and gender non-conforming individuals in San Francisco is currently unavailable. Data on disability was obtained from 516, or 70%, of the 741 appointees who participated in the survey. Of the 516 appointees, 11.2% reported to have one

⁵ Frank Newport, "In U.S., Estimate of LGBT Population Rises to 4.5%," *GALLUP* (May 22, 2018) <https://news.gallup.com/poll/234863/estimate-lgbt-population-rises.aspx>.

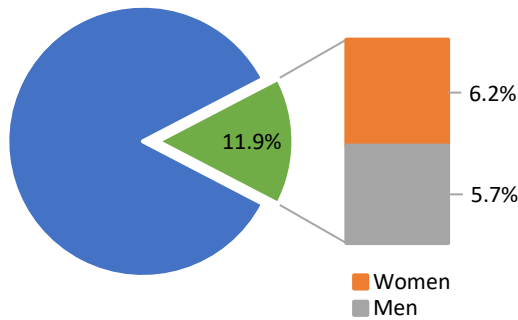
⁶ Gary J. Gates and Frank Newport, "San Francisco Metro Area Ranks Highest in LBGT Percentage," *GALLUP* (March 20, 2015) https://news.gallup.com/poll/182051/san-francisco-metro-area-ranks-highest-lgbt-percentage.aspx?utm_source=Social%20Issues&utm_medium=newsfeed&utm_campaign=tiles.

⁷ Gary J. Gates, "Same Sex Couples and the Gay, Lesbian, Bisexual Population: New Estimates from the American Community Survey," *The Williams Institute on Sexual Orientation Law and Public Policy, UCLA School of Law* (2006).

or more disabilities, which is near parity with the San Francisco population. Of the 11.2% appointees with one or more disabilities, 6.8% are women, 3.9% are men, 0.4% are trans women, and 0.2% are trans men.

Figure 16: San Francisco Adult Population with a Disability by Gender, 2017

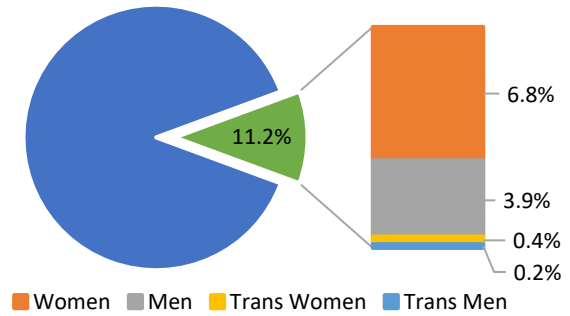
(N=744,243)



Source: 2017 American Community Survey 5-Year Estimates.

Figure 17: Appointees with One or More Disabilities by Gender, 2019

(N=516)



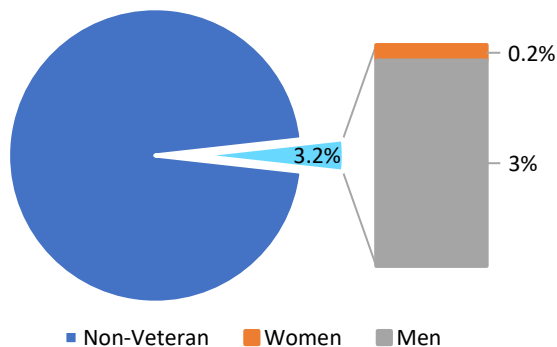
Source: SF DOSW Data Collection & Analysis.

F. Veteran Status

Overall, 3.2% of the adult population in San Francisco has served in the military. There is a considerable difference by gender, as male veterans are 3% and female veterans are 0.2% of the population. Data on veteran status was obtained from 494, or 67%, of appointees who participated in the survey. Of the 494 appointees who responded to this question, 7.1% have served in the military. Like the San Francisco population, there is a large difference by gender, as men comprise 5.7% and women make up only 1.2% of the total number of veteran appointees. Of participating appointees, 0.2% of veterans are trans women. Veteran status data on transgender and gender non-conforming individuals in San Francisco is currently unavailable.

Figure 18: San Francisco Adult Population with Military Service by Gender, 2017

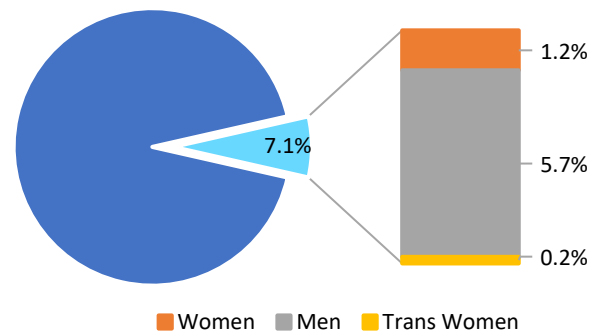
(N=747,896)



Source: 2017 American Community Survey 5-Year Estimates.

Figure 19: Appointees with Military Service, 2019

(N=494)



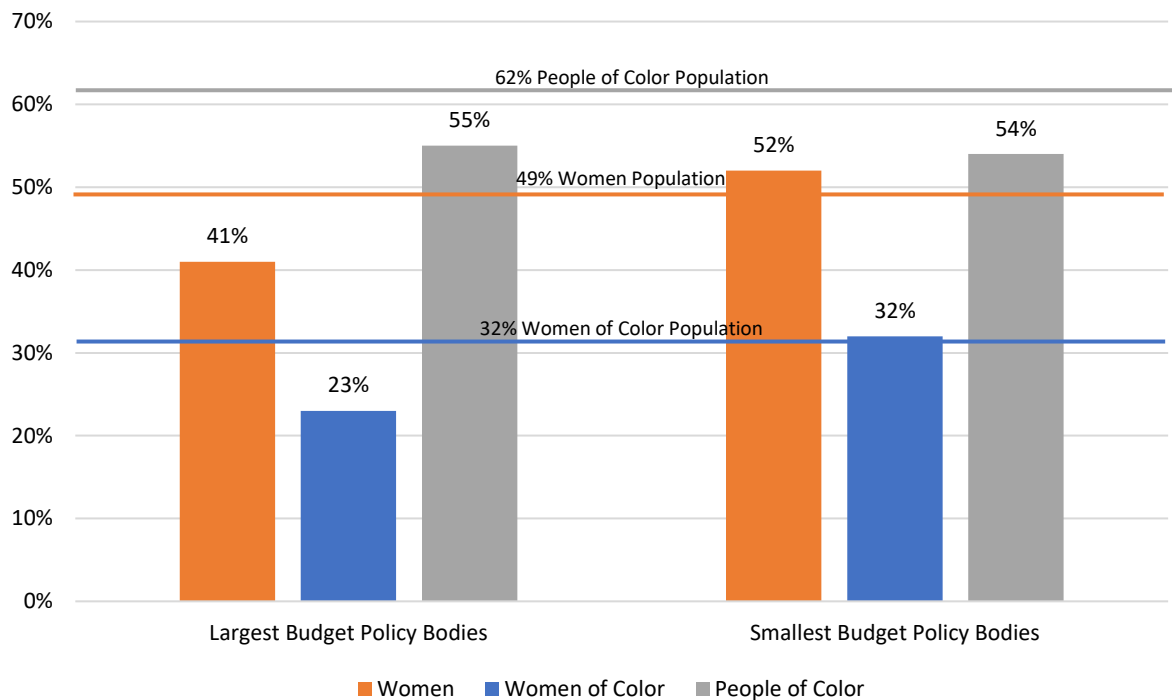
Source: SF DOSW Data Collection & Analysis.

G. Policy Bodies by Budget

This report also examines whether policy bodies with the largest and smallest budget sizes and other characteristics are demographically representative of the San Francisco population. In this section, budget size is used as a proxy for influence. Although this report has expanded the scope of analysis to include more policy bodies compared to previous reports, this section of analysis was limited to Commissions and Boards with decision-making authority and whose members file financial disclosures with the Ethics Commission. The purpose of this analysis is to evaluate the demographics for the spectrum of budgetary influence of policy bodies with decision-making authority in San Francisco.

Overall, appointees from the 10 largest budgeted Commissions and Boards are 55% people of color, 41% women, and 23% women of color. Appointees from the 10 smallest budgeted Commissions and Boards are 54% people of color, 52% women, and 32% women of color. Although still below parity with the San Francisco population, the representation of people of color on both the largest and smallest budgeted policy bodies is greater than the percentage of people of color for all appointees combined (50%). For women and women of color, their representation meets or exceeds parity with the population on the 10 smallest budgeted bodies. However, it falls far below parity for the 10 largest budgeted bodies. The representation of total women and women of color is greater on smaller budgeted policy bodies by 27%, and 39%, respectively.

Figure 20: Percent of Women, Women of Color, and People of Color on Commissions and Boards with Largest and Smallest Budgets in Fiscal Year 2018-2019



Source: SF DOSW Data Collection & Analysis.

Figure 21: Demographics of Commissions and Boards with Largest Budgets, 2019

Body	FY18-19 Budget	Total Seats	Filled seats	Women	Women of Color	People of Color
Health Commission	\$2,200,000,000	7	7	29%	14%	86%
Public Utilities Commission	\$1,296,600,000	5	3	67%	0%	0%
MTA Board of Directors and Parking Authority Commission	\$1,200,000,000	7	7	57%	14%	43%
Airport Commission	\$1,000,000,000	5	5	40%	20%	40%
Commission on Community Investment and Infrastructure	\$745,000,000	5	5	60%	60%	100%
Police Commission	\$687,139,793	7	7	43%	43%	71%
Health Authority (Plan Governing Board)	\$666,000,000	19	15	33%	27%	47%
Human Services Commission	\$529,900,000	5	5	40%	0%	40%
Fire Commission	\$400,721,970	5	5	20%	20%	40%
Aging and Adult Services Commission	\$334,700,000	7	7	43%	14%	57%
Total	\$9,060,061,763	72	66	41%	23%	55%

Source: SF DOSW Data Collection & Analysis.

Figure 22: Demographics of Commissions and Boards with Smallest Budgets, 2019

Body	FY18-19 Budget	Total Seats	Filled Seats	Women	Women of color	People of Color
Rent Board Commission	\$8,543,912	10	9	44%	11%	33%
Commission on the Status of Women	\$8,048,712	7	7	100%	71%	71%
Ethics Commission	\$6,458,045	5	4	100%	50%	50%
Human Rights Commission	\$4,299,600	12	10	50%	50%	70%
Small Business Commission	\$2,242,007	7	7	43%	29%	43%
Civil Service Commission	\$1,262,072	5	4	50%	0%	25%
Board of Appeals	\$1,072,300	5	5	40%	20%	40%
Entertainment Commission	\$1,003,898	7	7	29%	14%	57%
Assessment Appeals Board No.1, 2, & 3	\$663,423	24	18	39%	22%	44%
Youth Commission	\$305,711	17	16	56%	44%	75%
Total	\$33,899,680	99	87	52%	32%	54%

Source: SF DOSW Data Collection & Analysis.

H. Comparison of Advisory Body and Commission and Board Demographics

The comparison of the two policy body categories in this section provides another proxy for influence, as Commissions and Boards whose members file disclosures of economic interest have greater decision-making authority in San Francisco than Advisory Bodies whose members do not file economic interest disclosures. The percentages of total women, LGBTQ people, people with disabilities, and veterans are larger for total appointees on Advisory Bodies. However, the percentages of women of color and people of color on Commissions and Boards slightly exceeds the percentages of women of color and people of color on Advisory Bodies.

Figure 23: Demographics of Appointees on Commission and Boards and Advisory Bodies, 2019



Source: SF DOSW Data Collection & Analysis.

I. Demographics of Mayoral, Supervisorial, and Total Appointees

Figure 24 compares the representation of women, women of color, and people of color for appointments made by the Mayor, Board of Supervisors, and by the total of all approving authorities combined. Mayoral appointments are more diverse, and consist of more women, women of color, and people of color compared to Supervisorial appointments. Mayoral appointments include 55% women, 30% women of color, and 52% people of color, while Supervisorial appointments are 48% women, 24% women of color, and 48% people of color. The total of all approving authorities combined average out at 51% women, 28% women of color, and 50% people of color. This disparity in diversity between Mayoral and Supervisorial appointments may be due in part to the appointment section process for each authority. The 11-member Board of Supervisors only sees applicants for specific bodies through the 3-member Rules Committee or by designees, stipulated in legislation (e.g. “renter,” “landlord,” “consumer advocate”), whereas the Mayor typically has the ability to take total appointments into account during selections, and can therefore better address gaps in diversity.

Figure 24: Demographics of Mayoral, Supervisorial, and Total Appointees, 2019



Source: SF DOSW Data Collection & Analysis.

III. Conclusion

Since the first gender analysis of Commissions and Boards in 2007, the representation of women appointees on San Francisco policy bodies has gradually increased. The *2019 Gender Analysis* finds the percentage of women appointees is 51%, which slightly exceeds the population of women in San Francisco.

When appointee demographics are analyzed by gender and race, women of color continue to be underrepresented on San Francisco policy bodies compared to the San Francisco population. Most notably underrepresented are Asian women who make up 17% of the population but only 11% of appointees, and Latinx women who make up 7% of the population but only 3% of appointees. Additionally, men of color are underrepresented relative to their San Francisco population, primarily Asian and Latinx men.

Furthermore, when analyzing the demographic composition of larger and smaller budgeted Commissions and Boards, women are underrepresented on those with the largest budgets, and overrepresented or reach parity with the population on smaller budgeted Commissions and Boards. These two trends are amplified for women of color appointees. Women comprise 41% of total appointees on the largest budgeted policy bodies, which is 8 percentage points below the population, and women of color comprise 23% of total appointees on the largest budgeted policy bodies, 9 percentage points below their San Francisco population. Comparatively, women are 52% of total appointees on the smallest budgeted policy bodies, and women of color are 32% of appointees, which is equal to the San Francisco population. However, the issue of largest and smallest budgeted policy bodies does not seem to impact the representation of people of color. People of color make up 55% of appointees on the largest budgeted policy bodies and 54% of appointees on the smallest budgeted policy bodies compared to 50% of total appointees. Nonetheless, these percentages still fall below the San Francisco population of people of color at 62%.

In addition to using budget size as a proxy for influence, this report analyzed demographic characteristics of appointees on Commissions and Boards who file disclosures of economic interest and have decision-making authority, and appointees on Advisory Bodies who do not file economic interest disclosures. Over half (54%) of appointees on Advisory Bodies are women, while 48% of appointees on Commissions and Boards are women. Although 48% is only slightly below the San Francisco population of women, women comprise a decently higher percentage of appointees on Advisory Bodies compared to Commissions and Boards.

This year's report features more data on LGBTQ identity, veteran status, and disability than previous gender analyses. The *2019 Gender Analysis* found a relatively high representation of LGBTQ individuals on San Francisco policy bodies. For the appointees that provided LGBTQ identity information, 19% identify as LGBTQ with the largest subset being gay men at 48%. It is recommended for future gender analyses to collect LGBTQ data by race and gender to provide additional intersectional analysis. The representation of appointees with disabilities is 11%, just below the 12% population. Veterans are highly represented on San Francisco policy bodies at 7% compared to the veteran population of 3%.

Additionally, this report evaluates and compares the representation of women, women of color, and people of color appointees by the Mayor, Board of Supervisors, and by the total of all approving authorities combined. Mayoral appointees include 55% women, 30% women of color, and 52% people

of color, which overall is more diverse by gender and race compared to both Supervisorial appointees and total appointees.

This report is intended to advise the Mayor, Board of Supervisors, and other appointing authorities, as they select appointments for policy bodies of the City and County of San Francisco. In spirit of the 2008 City Charter Amendment that establishes this biennial Gender Analysis report requirement and the importance of diversity on San Francisco policy bodies, efforts to address gaps in diversity and inclusion should remain at the forefront when making appointments in order to accurately reflect the population of San Francisco.

IV. Methodology and Limitations

This report focuses on City and County of San Francisco Commissions, Boards, Task Forces, Councils, and Committees that have the majority of members appointed by the Mayor and Board of Supervisors and that have jurisdiction limited to the City. The gender analysis reflects data from the policy bodies that provided information to the Department on the Status of Women through digital and paper survey.

Data was requested from 90 policy bodies and acquired from 84 different policy bodies and a total of 741 appointees. A Commissioner or Board member's gender identity, race/ethnicity, sexual orientation, disability status, and veteran status were among data elements collected on a voluntary basis. Data on lesbian, gay, bisexual, transgender, queer, or questioning (LGBTQ) identity, disability, and veteran status of appointees were incomplete or unavailable for some appointees but are included to the extent possible. As the fundamental objective of this report is to surface patterns of underrepresentation, every attempt has been made to reflect accurate and complete information in this report. Data for some policy bodies was incomplete, and all appointees who responded were included in the total demographic categories. Only policy bodies with full data on gender and race for all appointees were included in sections comparing demographics of individual bodies. It should be noted that for policy bodies with a small number of members, the change of a single individual greatly impacts the percentages of demographic categories. As such, these percentages should be interpreted with this in mind.

The surveyed policy bodies fall under two categories designated by the San Francisco Office of the City Attorney document entitled *List of City Boards, Commissions, and Advisory Bodies Created by Charter, Ordinance, or Statute*.⁸ This document separates San Francisco policy bodies into two different categories. The first category includes Commissions and Boards with decision-making authority and whose members are required to submit financial disclosures with the Ethics Commission, and the second category encompasses Advisory Bodies whose members do not submit financial disclosures with the Ethics Commission. Depending on the analysis criteria in each section of this report, the surveyed policy bodies and appointees are either examined comprehensively as a whole or examined separately in the two categories designated by the Office of the City Attorney.

Data from the U.S. Census 2013-2017 American Community Survey 5-Year Estimates provides a comparison to the San Francisco population. Figures 26 and 27 in the Appendix display these population estimates by race/ethnicity and gender.

⁸ "List of City Boards, Commissions, and Advisory Bodies Created by Charter, Ordinance, or Statute," Office of the City Attorney, <https://www.sfcityattorney.org/wp-content/uploads/2016/01/Commission-List-08252017.pdf>, (August 25, 2017).

Appendix

Figure 25: Policy Body Demographics, 2019⁹

Policy Body	Total Seats	Filled Seats	FY18-19 Budget	Women	Women of Color	People of Color
Abatement Appeals Board	7	7	\$76,500,000	14%	0%	14%
Aging and Adult Services Commission	7	7	\$334,700,000	57%	33%	57%
Airport Commission	5	5	\$1,000,000,000	40%	50%	40%
Arts Commission	15	15	\$37,000,000	67%	50%	60%
Asian Art Commission	27	27	\$30,000,000	63%	71%	59%
Assessment Appeals Board No.1	8	5	\$663,423	20%	0%	20%
Assessment Appeals Board No.2	8	8	-	50%	75%	63%
Assessment Appeals Board No.3	8	4	-	50%	50%	50%
Ballot Simplification Committee	5	4	\$0	75%	33%	25%
Bayview Hunters Point Citizens Advisory Committee	12	9	\$0	33%	100%	67%
Board of Appeals	5	5	\$1,072,300	40%	50%	40%
Board of Examiners	13	13	\$0	0%	0%	46%
Building Inspection Commission	7	7	\$76,500,000	14%	0%	14%
Child Care Planning and Advisory Council	25	19	\$26,841	84%	50%	50%
Children and Families Commission (First 5)	9	8	\$28,002,978	100%	75%	75%
Children, Youth, and Their Families Oversight and Advisory Committee	11	10	\$155,224,346	50%	80%	75%
Citizen's Committee on Community Development	9	8	\$39,696,467	75%	67%	63%
City Hall Preservation Advisory Commission	5	5	\$0	60%	33%	20%
Civil Service Commission	5	4	\$1,262,072	50%	0%	25%
Commission on Community Investment and Infrastructure	5	5	\$745,000,000	60%	100%	100%
Commission on the Aging Advisory Council	22	15	\$0	80%	33%	31%
Commission on the Environment	7	6	\$27,280,925	67%	50%	50%
Commission on the Status of Women	7	7	\$8,048,712	100%	71%	71%
Dignity Fund Oversight and Advisory Committee	11	11	\$3,000,000	82%	33%	45%
Eastern Neighborhoods Citizens Advisory Committee	19	13	\$0	38%	40%	44%
Elections Commission	7	7	\$15,238,360	57%	25%	29%
Entertainment Commission	7	7	\$1,003,898	29%	50%	57%
Ethics Commission	5	4	\$6,458,045	100%	50%	50%
Film Commission	11	11	\$0	55%	67%	50%
Fire Commission	5	5	\$400,721,970	20%	100%	40%
Golden Gate Park Concourse Authority	7	6	\$0	50%	67%	75%

⁹ Figure 25 only includes policy bodies with complete data on gender for all appointees. Some bodies had incomplete data on race/ethnicity of appointees. For these, percentages for people of color are calculated out of known race/ethnicity.

Policy Body	Total Seats	Filled Seats	FY18-19 Budget	Women	Women of Color	People of Color
Health Authority (Plan Governing Board)	19	15	\$666,000,000	33%	80%	50%
Health Commission	7	7	\$2,200,000,000	43%	50%	86%
Health Service Board	7	6	\$11,632,022	33%	0%	50%
Historic Preservation Commission	7	7	\$53,832,000	43%	33%	14%
Housing Authority Commission	7	6	\$60,894,150	50%	100%	83%
Human Rights Commission	12	10	\$4,299,600	60%	100%	70%
Human Services Commission	5	5	\$529,900,000	40%	0%	40%
Immigrant Rights Commission	15	13	\$0	54%	86%	85%
In-Home Supportive Services Public Authority	13	9	\$70,729,667	44%	50%	56%
Juvenile Probation Commission	7	6	\$48,824,199	33%	100%	100%
Library Commission	7	7	\$160,000,000	71%	40%	57%
Local Homeless Coordinating Board	9	9	\$40,000,000	56%	60%	75%
Mayor's Disability Council	11	8	\$0	75%	17%	25%
Mental Health Board	17	15	\$184,962	73%	64%	73%
MTA Board of Directors and Parking Authority Commission	7	7	\$1,200,000,000	57%	25%	43%
Office of Early Care and Education Citizens' Advisory Committee	9	9	\$0	89%	50%	56%
Oversight Board (COII)	7	6	\$745,000,000	17%	100%	67%
Pedestrian Safety Advisory Committee	17	13	\$0	46%	17%	8%
Planning Commission	7	6	\$53,832,000	50%	67%	33%
Police Commission	7	7	\$687,139,793	43%	100%	71%
Port Commission	5	5	\$192,600,000	60%	67%	60%
Public Utilities Citizen's Advisory Committee	17	13	\$0	54%	14%	31%
Public Utilities Commission	5	3	\$1,296,600,000	67%	0%	0%
Public Utilities Rate Fairness Board	7	6	\$0	33%	100%	67%
Public Utilities Revenue Bond Oversight Committee	7	5	\$0	40%	50%	40%
Recreation and Park Commission	7	7	\$230,900,000	29%	50%	43%
Reentry Council	24	23	\$0	43%	70%	70%
Rent Board Commission	10	9	\$8,543,912	44%	25%	33%
Residential Users Appeal Board	3	2	\$0	0%	0%	50%
Retirement System Board	7	7	\$95,000,000	43%	67%	29%
Sentencing Commission	13	13	\$0	31%	25%	67%
Small Business Commission	7	7	\$2,242,007	43%	67%	43%
SRO Task Force	12	12	\$0	42%	25%	55%
Sugary Drinks Distributor Tax Advisory Committee	16	15	\$0	67%	70%	80%
Sunshine Ordinance Task Force	11	11	\$0	27%	67%	36%
Sweatfree Procurement Advisory Group	11	7	\$0	43%	67%	43%
Treasure Island Development Authority	7	6	\$18,484,130	50%	N/A	N/A

Policy Body	Total Seats	Filled Seats	FY18-19 Budget	Women	Women of Color	People of Color
Treasure Island/Yerba Buena Island Citizens Advisory Board	17	13	\$0	54%	N/A	N/A
Urban Forestry Council	15	13	\$153,626	8%	0%	0%
Veterans Affairs Commission	17	11	\$0	36%	50%	55%
War Memorial Board of Trustees	11	11	\$18,185,686	55%	33%	18%
Workforce Community Advisory Committee	8	4	\$0	100%	100%	100%
Youth Commission	17	16	\$305,711	56%	78%	75%

Source: SF DOSW Data Collection & Analysis, 2019.

Figure 26: San Francisco Population Estimates by Race/Ethnicity, 2017

Race/Ethnicity	Total	
	Estimate	Percent
San Francisco County California	864,263	-
White, Not Hispanic or Latino	353,000	38%
Asian	295,347	31%
Hispanic or Latinx	131,949	14%
Some other Race	64,800	7%
Black or African American	45,654	5%
Two or More Races	43,664	5%
Native Hawaiian and Pacific Islander	3,226	0.3%
Native American and Alaska Native	3,306	0.4%

Source: 2017 American Community Survey 5-Year Estimates.

Figure 27: San Francisco Population Estimates by Race/Ethnicity and Gender, 2017

Race/Ethnicity	Total		Female		Male	
	Estimate	Percent	Estimate	Percent	Estimate	Percent
San Francisco County California	864,263	-	423,630	49%	440,633	51%
White, Not Hispanic or Latino	353,000	38%	161,381	17%	191,619	20%
Asian	295,347	31%	158,762	17%	136,585	15%
Hispanic or Latinx	131,949	14%	62,646	7%	69,303	7%
Some Other Race	64,800	7%	30,174	3%	34,626	4%
Black or African American	45,654	5%	22,311	2.4%	23,343	2.5%
Two or More Races	43,664	5%	21,110	2.2%	22,554	2.4%
Native Hawaiian and Pacific Islander	3,226	0.3%	1,576	0.2%	1,650	0.2%
Native American and Alaska Native	3,306	0.4%	1,589	0.2%	1,717	0.2%

Source: 2017 American Community Survey 5-Year Estimates.

City and County of San Francisco
Department on the Status of Women
25 Van Ness Avenue, Suite 240
San Francisco, California 94102
sfgov.org/dosw
dosw@sfgov.org
415.252.2570



May 5, 2020

Honorable Board of Supervisors
1 Dr. Carlton B. Goodlett Place
City Hall, Room 244
San Francisco, Ca. 94102-4689

Dear Honorable Board of Supervisors,

I write with great enthusiasm to recommend Deland Chan for a position on the San Francisco Planning Commission. Deland is a 2007 graduate of Stanford University, with a BA in Urban Studies and an MA in Sociology. In December of 2012 she returned to Urban Studies at Stanford as a lecturer, and as the Director for Community Engaged Learning. As the co-director of the Urban Studies Program, I have had the pleasure to work with Deland first as a student, and now as a colleague. In both roles, she has been a tremendous asset not only to our students and the Stanford community, but also to many communities beyond the university. She is a supremely capable urban planner, teacher, and community advocate. She is an ideal candidate for the Planning Commission.

Deland graduated with a BA in Urban Studies and an MA in Sociology, obtaining both degrees concurrently in the space of four years and earning honors in the major and Phi Beta Kappa along the way. Deland continued her urban planning training at Berkeley, where she earned her Master's degree in City Planning in 2009. She then began working as a Senior Planner at the Chinatown Community Development Center (CCDC) in San Francisco, where she was responsible for developing and coordinating the Planning Team's transportation program. She worked closely with the Chinatown community on a number of projects, striving to improve street design, increase pedestrian safety, and minimize the disruption from the construction of the Chinatown subway line.

Given Deland's record as a student and an urban planner, I was delighted to welcome her back to Urban Studies as our first Director of Community Engaged Learning. In this capacity, Deland teaches service-learning classes, and helps students, faculty, and community partners to get the most out of community engaged learning experiences. But Deland's energy, creativity, and dedication to improving the quality of urban life has made the position much more than that. As part of her Sustainable Cities class, for instance, she has created and maintained partnerships with a variety of community organizations and government agencies, including the San Mateo County Health Department, Friends of Caltrain, SamTrans, and Redwood City 2020. In all of these partnerships, Deland gives our students invaluable lessons in urban planning, and also provides real, tangible results that materially benefit the community partner.

Deland thinks globally as well as locally. She developed an ambitious plan to create and teach an international course with a service-learning component, and lead students on a trip overseas so that they could immerse themselves in the rapid urbanization that is happening in the developing world. This was a novel idea, and Deland met the challenges of international collaboration with determination, persistence, and careful preparation. In collaboration with a colleague at Stanford's School of Engineering, Deland developed the International Urbanization Seminar, and forged a

partnership with faculty at Tsinghua University's School of Design so that Stanford students would learn in collaboration with their Chinese counterparts.

In addition to her hard work and persistence, what strikes me most about Deland's work is her dedication to constant improvement. When Deland was preparing to teach her first service-learning course, she enrolled in a ten-week faculty workshop to study the principles and best practices of service learning. In a workshop with a number of more senior colleagues, she became the star student. After teaching the course the first time she was somewhat disappointed with the student evaluations, and made it a goal to improve her results. The second time she taught the class, her quantitative evaluation score rose by 35 percent. When Deland sets a goal, she works hard for it and achieves it.

One of Deland's current goals is to obtain a Ph.D. A few years ago, she was accepted to a non-residential doctoral program in Sustainable Urban Development at the University of Oxford in England. She received a competitive full scholarship from Oxford to fund her studies. Her studies at Oxford have deepened her knowledge of planning and sustainability, and enriched her skills in research and critical thought. Her perspective as a scholar as well as a planner will add significantly to the contributions she will make on the Planning Commission.

Deland has the maturity and judgment to handle the challenges of a governance board position in a major, politically active city such as San Francisco. She has a collegial, collaborative manner that will enable her to work well with colleagues and constituents. She has a deeply rooted dedication to making cities ecologically and socially sustainable. And she has the work ethic and persistence to achieve real change. For all of these reasons, I am confident that Deland would be a superb candidate for the Planning Commission. I give Deland my very highest recommendation; please contact me if I can provide any additional information.

Yours truly,

A handwritten signature in black ink, appearing to read 'MKahan', written in a cursive style.

Michael B. Kahan, Ph.D.
Co-Director, Program on Urban Studies
Senior Lecturer, Department of Sociology
mkahan@stanford.edu



Chinatown Community
Development Center
華協中心

1525 Grant Avenue
San Francisco, CA 94133
TEL 415.984.1450
FAX 415.362.7992
TTY 415.984.9910
www.chinatowncdc.org

May 6, 2020
Rules Committee
San Francisco Board of Supervisors
1 Dr. Carlton B. Goodlett, City Hall
San Francisco, CA 94102

Re: Deland Chan, Planning Commission Appointment

To Supervisors Hillary Ronen, Catherine Stefani, and Gordon Mar:

As a 43 year old organization committed to equitable development, Chinatown Community Development Center (CCDC) is in strong support for the appointment of Deland Chan to serve on the San Francisco Planning Commission. As a dedicated urban planner and academic, Ms. Chan will bring to the Commission both the unique experience and understanding in land use and transportation, urban sustainability, and participatory planning to fulfill San Francisco's long-range planning goals, policies and programs.

Over the last decade, Ms. Chan has demonstrated a broad range of experience around issues related to land use and transportation planning with an equity perspective. She brings extensive experience leading community engaged design in communities of color. Having served as a senior planner at Chinatown Community Development Center, she is familiar with San Francisco's city planning process, including project management experience with Central Subway construction impacts, Chinatown Broadway Street Design and the Chinatown Pedestrian Safety Plan. She also initiated CCDC's Urban Institute program that educates high school and college level students on community planning in the Chinatown context. In the last few years, she's continued to stay connected as a mentor in community youth leadership/ advocacy programs such as CCDC's Campaign Academy.

We feel strongly about Ms. Chan's ability to serve on San Francisco's Planning Commission, assessing the impact of proposed citywide projects on neighborhoods and to weigh and understand the diverse perspectives of policymakers, developers, businesses, and community stakeholders. We know that she is committed to the public process of planning in upholding the San Francisco General Plan. As a Commissioner, she will bring unique insight to managing growth for San Francisco in a way that is livable, inclusive, sustainable, and economically vital at both the neighborhood and citywide level.

Sincerely,

Malcolm Yeung
Executive Director

From: [Diana Pang](#)
To: [Young, Victor \(BOS\)](#)
Cc: [Phil Chin](#)
Subject: Fwd: Planning Commission Appointment
Date: Thursday, May 7, 2020 4:46:17 PM

This message is from outside the City email system. Do not open links or attachments from untrusted sources.

Hi Victor,

I'd like to submit Phil Chin's letter of recommendation in support Deland Chan for the Planning Commission. Can you include this for public record for the May 11 Rules Committee meeting?

Mr. Chin is a civic leader and mentor of Deland's. He sent the following correspondence to all BOS. I understand you're the Rules Committee Clerk.

My thanks,
Diana

May 05, 2020

Honorable Board of Supervisors
Board of Supervisors
City and County of San Francisco
City Hall
San Francisco, CA 94102

Dear Honorable Board of Supervisors,

I am writing to you regarding a vacancy on the San Francisco Planning Commission. The decisions made regarding how land is used in San Francisco has tremendous importance for the people of the City and County. For far too long, market forces has determined how land is used to the detriment of the people who live in the city, especially to peoples and communities of color and those who are marginalized.

In order to have a voice within the Planning Commission that is a consistent and strong advocate for low-income peoples of color and other marginalized residents, I am proposing that you appoint Ms. Deland Chan.

I have known Ms. Chan for over a dozen years and have worked with her extensively during that time, initially when she became a planner with Chinatown CDC, and subsequently, when she became an educator and planning professional. You will see from her resume that she has

had an extensive academic history and has studied and taught in the arena of planning for the better part of the last decade. She has extensive knowledge of the planning process and will receive her doctorate degree in a couple of years.

She has always looked at how to use the planning process to benefit working people and to benefit the environment. She has never forgotten her past and how she grew up in a public housing project in New York City, and has used that experience to plan and advocate for low-income people. She has always strived to build bridges and has designed and implemented an entire planning educational program built on cultural exchange and sharing of ideas. She will be a strong voice for housing and transit equity in this city that so urgently needs such a voice!

I urge that you will seriously consider Ms. Deland Chan and appoint her as the next Planning Commissioner appointed by the Board of Supervisors.

By way of reference, I have been a 20-plus years member of the board of the Chinatown Community Development Center (CCDC) and its initial Chairman, a co-founder of the Chinatown Transportation Research and Improvement Project (TRIP), and current co-chair of the Committee for Better Parks and Recreation in Chinatown (CBPRC). Professionally, I have been the former Director of the Parking Authority as well as the former Deputy General Manager of the Municipal Railway of San Francisco for over a decade. Thank you for your consideration!

Phil Chin

----- Forwarded message -----

From: **Phil Chin** [REDACTED]
Date: Wed, May 6, 2020 at 12:51 PM
Subject: Fwd: Planning Commission Appointment
To: Diana Pang [REDACTED], Deland Chan [REDACTED]

[Done. This is the last email to the supes. They all received similar letters...](#)

pc

----- Forwarded message -----

From: **Phil Chin** [REDACTED]
Date: Wed, May 6, 2020 at 12:46 PM
Subject: Planning Commission Appointment
To: <Ahsha.Safai@sfgov.org>, <Suhagey.Sandoval@sfgov.org>

Phil Chin
601 Van Ness Avenue, Apt. # 601
San Francisco, CA 94102

May 05, 2020

Honorable Ahsha Safai
Board of Supervisors
City and County of San Francisco
City Hall
San Francisco, CA 94102

Dear Supervisor Safai,

I am writing to you regarding a vacancy on the San Francisco Planning Commission. The decisions made regarding how land is used in San Francisco has tremendous importance for the people of the City and County. For far too long, market forces has determined how land is used to the detriment of the people who live in the city, especially to peoples and communities of color and those who are marginalized.

In order to have a voice within the Planning Commission that is a consistent and strong advocate for low-income peoples of color and other marginalized residents, I am proposing that you appoint Ms. Deland Chan.

I have known Ms. Chan for over a dozen years and have worked with her extensively during that time, initially when she became a planner with Chinatown CDC, and subsequently, when she became an educator and planning professional. You will see from her resume that she has had an extensive academic history and has studied and taught in the arena of planning for the better part of the last decade. She has extensive knowledge of the planning process and will receive her doctorate degree in a couple of years.

She has always looked at how to use the planning process to benefit working people and to benefit the environment. She has never forgotten her past and how she grew up in a public housing project in New York City, and has used that experience to plan and advocate for low-income people. She has always strived to build bridges and has designed and implemented an entire planning educational program built on cultural exchange and sharing of ideas. She will be a strong voice for housing and transit equity in this city that so urgently needs such a voice!

I urge that you will seriously consider Ms. Deland Chan and appoint her as the next Planning Commissioner appointed by the Board of Supervisors.

By way of reference, I have been a 20-plus years member of the board of the Chinatown Community Development Center (CCDC) and its initial Chairman, a co-founder of the Chinatown Transportation Research and Improvement Project (TRIP), and current co-chair of the Committee for Better Parks and Recreation in Chinatown (CBPRC). Professionally, I have been the former Director of the Parking Authority as well as the former Deputy General Manager of the Municipal Railway of San Francisco for over a decade. Thank you for your consideration!

Phil Chin

--

diana grace pang | 彭詠恩

:: email ::
:: phone ::
:: pronouns



From: [Beinart, Amy \(BOS\)](#)
To: [Ronen, Hillary](#); [Aitran Tang Doan](#); [Young, Victor \(BOS\)](#)
Cc: [Monge, Paul \(BOS\)](#); [Lerma, Santiago \(BOS\)](#); [Li-D9, Jennifer \(BOS\)](#)
Subject: Re: Student Letter of Support for Professor Deland Chan
Date: Thursday, May 7, 2020 6:59:34 PM

Thank you, Aitran!

>>>>>>>>>>

Amy Beinart | Legislative Aide/Chief of Staff
Office of Supervisor Hillary Ronen
415.554.7739 | amy.beinart@sfgov.org
<https://sfbos.org/supervisor-ronen-district-9>

From: Aitran Tang Doan <adoan13@stanford.edu>
Sent: Thursday, May 7, 2020, 6:04 PM
To: Ronen, Hillary
Cc: Beinart, Amy (BOS); Monge, Paul (BOS); Lerma, Santiago (BOS); Li-D9, Jennifer (BOS)
Subject: Student Letter of Support for Professor Deland Chan

This message is from outside the City email system. Do not open links or attachments from untrusted sources.

Dear Honorable Supervisor Hillary Ronen,

We are a group of Professor Deland Chan's former students at Stanford University expressing our support for her to serve on the San Francisco Planning Commission.

As students who have taken classes, seminars, and field studies with Professor Chan, we have benefitted firsthand from her values-driven pedagogy. As an Asian American woman who grew up in public housing and went on to pursue academic training and professional practice in urban planning, Professor Chan clearly informs her teaching from her identities and experiences. She has taught many of us the importance of holistic, community-driven planning; the need for planning decision makers to be more representative of marginalized communities; the role of empathy in building common understanding in our diverse cities.

Urban planning is a complex process. Professor Chan navigates and build connections:

- **Across disciplines:** She has taught interdisciplinary classes drawing students from various backgrounds: environmental studies, urban studies, engineering, international relations, etc. Deland manages to make urban planning a relevant and important topic across the student body.

- **Across the academic-practice divide:** Professor Chan incorporates project based learning to ensure that students apply theory to action on tangible issues. Many of the classes she teaches are community-engaged learning courses, such as Sustainable Cities, in which students are paired with community partners working on relevant issues.
- **Across backgrounds:** Professor Chan is able to meet students where they are and guide them to develop empathy and understanding of the disparities in urban communities.
- **Across urban contexts:** She contextualizes cities and planning in the global context. Through initiatives such as the International Urbanization Seminar, students have collaborated across the world to learn from different contexts.

Professor Chan's positive influence on students is undeniable. Many of her students have gone on to pursue planning and governance related work as city planners and organizers, including a SF Fellow, a Housing Commissioner, and more. Some of her students started SCoPE 2035, a coalition that held Stanford University accountable for sustainable and equitable development in the 2018 General Use Permit process.

Please accept Deland Chan for the San Francisco Planning Commission. She has the qualifications and principles necessary to serve San Francisco's communities.

Sincerely,

John Zhao, Stanford BS '18, University of British Columbia Master in Community and Regional Planning Candidate, Former City of Cupertino Housing Commissioner
Aitran Doan, Stanford BA '20

Derek Lee, Stanford BS '17, Biostatistics Master Student at UCLA Fielding School of Public Health

Jacqueline Ramos, Stanford BA '18, Founder of The Coffee Effect

Rocio Hernandez, Stanford BA '18, Nonprofit Professional in Civic Technology

Sean Volavong, Stanford BA '18, Project Manager in Education Technology

Skye Talavera, Stanford BA '18, Ed-Tech Program Lead

Tran Diep Lam, Stanford BS '17, MS '20, Graduate Student in Earth Systems Science

Lena Blackmon, Stanford BS, '19, MS '20, Graduate Student in Applied and Engineering Physics

Christine Phan, Stanford BS '19, Field Associate at APIAVote

Chiamaka Ogwuegbu, Stanford BS '18, Deputy Chief of Staff at SFMTA

Pablo Haake, Stanford BA '19, Public Policy Fellow, City of San José

Sungmoon Lim, Stanford BA '18, Researcher at Smart City Expo World Congress

Nicholas Kraus, Stanford BA '18, Project Manager at New York City Economic Development Corporation

Robert Young, Stanford BS '19, MS '19, Data Scientist at Kiwee

Flora Wang, Stanford BS '19, MS '20, Data Scientist at Hangar

Jenny Han, Stanford BS '19, Public School Educator in Training

Davianna Olert, Stanford BS '18, MS '20, Graduate Student in Sustainability Science and Practice

Nicole Phillips, Stanford BA '18, Curology Brand Marketing Manager

Isaiah Smith, Stanford '19

Alice Fang, Stanford BS '15, User Experience Researcher, Google

Bianca R. Draud, Stanford BS '17, MS '19, Battery Analyst at Stem Inc

Geena Chen, Stanford BS '16, Circular Economy Partnerships Director

Tucker Bryant, Stanford BA '16, Google Privacy Product Marketing Manager

Christina Zhou, Stanford BS '14, MS '15, Sales Operations Manager at Carbon Lighthouse

Kai Kane Aoki Izu, Stanford BA '16, MA '17, Global Product Management, Intuit

Sara Zia-Liu Maurer, Stanford BA '16, Graduate Student of School Counseling and Clinical Counseling



Anti-Eviction Mapping Project

558 Capp St, San Francisco, CA 94110

Dear Members of the Board of Supervisors,

As co-founders and members of the Anti Eviction Mapping Project (AEMP), we are writing to express our strong support for Deland Chan to be seated on the Planning Commission.

Co-founded in 2013, the mission of the Anti-Eviction Mapping Project (AEMP) is to educate the public and to support the activities of other agencies working on behalf of housing equity in the region. The project began by producing data visualizations and digital cartographies useful to organizations and researchers working on anti-displacement eviction organizing, beginning with an interactive map of San Francisco Ellis Act evictions from 1994 to the present day. The foundational underpinning of the AEMP continues to be an emphasis on informing, empowering, and activating individuals who are negatively impacted by housing inequity and displacement and to support the work of organizations working in this space. By excavating pertinent data and producing accessible, powerful visualizations of this abstract information connected with individual stories-of-struggle, the AEMP re-orient and repositions power in the community and in the hands of those who are working to restore housing equity in low-income communities and communities of color.

AEMP partnered with Deland for her Sustainable Cities class at Stanford University for three iterations of the class in Winter 2014, Fall 2018, and Fall 2019. Through her guidance, students in her class contributed to AEMP's flagship projects including Narratives of Displacement and Resistance, the Counterpoints Atlas, and the Dislocations: Black Exodus project. Students collected oral histories of those facing displacement, edited content for the online platforms, and also contributed to drafting grant proposals to maintain the financial sustainability of this volunteer collective.

Deland has also volunteered to be a chapter co-editor for the *Counterpoints Atlas*, which will be published by PM Press later this year. Through this work, Deland set the direction for the Infrastructure, Transportation, and Energy chapter, co-authored the chapter introduction, and worked to curate submissions and coordinate with contributors. In addition to these roles, she involved her students to create a glossary and educational supplement to the Atlas.

Through our work with Deland, we can attest that she is a collaborative and contributing member of the collective. As an educator and researcher, she cares deeply about introducing her students to understanding the systematic racism and institutional biases that urban planners have exacerbated in low-income communities of color. She also guides her classroom

collaborations to produce products of tangible value to AEMP such as media exposure (see this KALW [piece](#)) or to contribute to the labor that is necessary for this work.

We strongly support Deland to be a member of the Planning Commission. Thank you for your consideration.

Sincerely,
The Anti-Eviction Mapping Project

From: [John Zhao](#)
To: [Young, Victor \(BOS\)](#)
Subject: Students in Support of Professor Deland Chan for SF Planning Commission
Date: Thursday, May 7, 2020 6:14:08 PM

This message is from outside the City email system. Do not open links or attachments from untrusted sources.

Dear Clerk Young,

I would like to submit the letter below in support of Deland Chan for the Planning Commission. Can you include this for public record for the May 11 Rules Committee meeting?

Thanks,
John Zhao

Dear Honorable Supervisors Ronen, Stefani, and Mar,

We are a group of Professor Deland Chan's former students at Stanford University expressing our support for her to serve on the San Francisco Planning Commission.

As students who have taken classes, seminars, and field studies with Professor Chan, we have benefitted firsthand from her values-driven pedagogy. As an Asian American woman who grew up in public housing and went on to pursue academic training and professional practice in urban planning, Professor Chan clearly informs her teaching from her identities and experiences. She has taught many of us the importance of holistic, community-driven planning; the need for planning decision makers to be more representative of marginalized communities; the role of empathy in building common understanding in our diverse cities.

Urban planning is a complex process. Professor Chan navigates and build connections:

- **Across disciplines:** She has taught interdisciplinary classes drawing students from various backgrounds: environmental studies, urban studies, engineering, international relations, etc. Deland manages to make urban planning a relevant and important topic across the student body.
- **Across the academic-practice divide:** Professor Chan incorporates project based learning to ensure that students apply theory to action on tangible issues. Many of the classes she teaches are community-engaged learning courses, such as Sustainable

Cities, in which students are paired with community partners working on relevant issues.

- **Across backgrounds:** Professor Chan is able to meet students where they are and guide them to develop empathy and understanding of the disparities in urban communities.
- **Across urban contexts:** She contextualizes cities and planning in the global context. Through initiatives such as the International Urbanization Seminar, students have collaborated across the world to learn from different contexts.

Professor Chan's positive influence on students is undeniable. Many of her students have gone on to pursue planning and governance related work as city planners and organizers, including a SF Fellow, a Housing Commissioner, and more. Some of her students started SCoPE 2035, a coalition that held Stanford University accountable for sustainable and equitable development in the 2018 General Use Permit process.

Please accept Deland Chan for the San Francisco Planning Commission. She has the qualifications and principles necessary to serve San Francisco's communities.

Sincerely,

John Zhao, Stanford BS '18, University of British Columbia Master in Community and Regional Planning Candidate, Former City of Cupertino Housing Commissioner

Aitran Doan, Stanford BA '20

Derek Lee, Stanford BS '17, Biostatistics Master Student at UCLA Fielding School of Public Health

Jacqueline Ramos, Stanford BA '18, Founder of The Coffee Effect

Rocio Hernandez, Stanford BA '18, Nonprofit Professional in Civic Technology

Sean Volavong, Stanford BA '18, Project Manager in Education Technology

Skye Talavera, Stanford BA '18, Ed-Tech Program Lead

Tran Diep Lam, Stanford BS '17, MS '20, Graduate Student in Earth Systems Science

Lena Blackmon, Stanford BS, '19, MS '20, Graduate Student in Applied and Engineering Physics

Christine Phan, Stanford BS '19, Field Associate at APIAVote

Chiamaka Ogwuegbu, Stanford BS '18, Deputy Chief of Staff at SFMTA

Pablo Haake, Stanford BA '19, Public Policy Fellow, City of San José

Sungmoon Lim, Stanford BA '18, Researcher at Smart City Expo World Congress

Nicholas Kraus, Stanford BA '18, Project Manager at New York City Economic Development Corporation

Robert Young, Stanford BS '19, MS '19, Data Scientist at Kiwee

Flora Wang, Stanford BS '19, MS '20, Data Scientist at Hangar
Jenny Han, Stanford BS '19, Public School Educator in Training
Davianna Olert, Stanford BS '18, MS '20, Graduate Student in Sustainability Science and Practice
Nicole Phillips, Stanford BA '18, Curology Brand Marketing Manager
Isaiah Smith, Stanford '19
Alice Fang, Stanford BS '15, User Experience Researcher, Google
Bianca R. Draud, Stanford BS '17, MS '19, Battery Analyst at Stem Inc
Geena Chen, Stanford BS '16, Circular Economy Partnerships Director
Tucker Bryant, Stanford BA '16, Google Privacy Product Marketing Manager
Christina Zhou, Stanford BS '14, MS '15, Sales Operations Manager at Carbon Lighthouse
Kai Kane Aoki Izu, Stanford BA '16, MA '17, Global Product Management, Intuit
Sara Zia-Liu Maurer, Stanford BA '16, Graduate Student of School Counseling and Clinical Counseling

May 11th, 2020

Board of Supervisors
San Francisco City Hall
1 Dr. Carlton B. Goodlett Pl.
San Francisco, CA 94102

Dear Honorable Board of Supervisors,

As a diverse grouping of people of color-led organizations intent on **Racial & Social Equity**, we are writing regarding a critically important matter that comes before your office: a vote for the appointment of a new planning commissioner, **Deland Chan**.

The Planning Commission's work deeply impacts the lives of all San Francisco residents, particularly people of color from lower-income communities that have traditionally and systematically been hit first and worst by plans, strategies and decisions of City Planners and by Departmental policies. As such, our coalition has united to work to advocate for our respective communities and ensure we have meaningful collective representation on this governing body.

We are writing to give our full support of Deland, a woman of color who has been a community leader in San Francisco's Chinatown where she served as a Senior Planner at Chinatown Community Development Center. Today Deland leads the Community engaged Learning in the Urban Studies Department at Stanford University. Her personal story and upbringing also adds to the holistic understanding that she brings to the commission. In addition Deland:

- Brings her experience working in diverse communities and working across neighborhoods to bring people together
- Recognizing the lack of community voices in planning processes has leveraged her background in education and research to ensure that more people are brought into planning both in terms of engagement and in terms of careers
- Has deep roots in the communities of San Francisco and will bring a community voice for equity to the planning commission

Who we are We are a cross-sector grouping of organizations that represents a diverse mix of communities of color intent on advancing Racial & Social Equity. Via our collective efforts, we strive to better the lives of our constituents, as well as the health, sustainability and vibrancy of San Francisco. As advocates, organizers, service providers and community planners, we are collectively organizing people of color and working families in San Francisco through the advocacy of equitable development, affordable housing, environmental justice, economic development, public services, immigrant rights and educational attainment.

Equity vision and practice Our communities are looking for authentic and equity-focused leadership at the

Planning Commission. We are looking for vision and a deep understanding of regional planning, economic development and transportation issues: Someone who can see beyond the exterior of the architecture of our city's buildings, and into the histories and narratives of the people who for generations created and re-created our neighborhoods.

We strongly encourage you — as someone who has shown a strong sensitivity and commitment to racial, gender and social equity in your long career of community service — to vote in support of Deland Chan.

Sincerely,

People Organizing to Demand Environmental and Economic Rights, Mission Economic Development Agency, Chinese Progressive Association, GLIDE, Communities United for Health & Justice, South of Market Community Action Network, Chinatown Community Development Center, Mission Housing Development Corporation, Calle 24 Latino Cultural District, SOMA Pilipinas, San Francisco Tenants Union, Council of Community Housing Organizations, Tenant Owners Development Corporation.

From: [Jenny Leung](#)
To: [Young, Victor \(BOS\)](#)
Subject: Public Comment for Item #2 - May 11, 2020 Rules Committee
Date: Monday, May 11, 2020 10:58:42 AM

This message is from outside the City email system. Do not open links or attachments from untrusted sources.

Dear Victor,

I am writing to give public comment for Item #2, Presidential Nomination of Deland Chan to the Planning Commission.

I was having trouble calling in and being heard.

My name is Jenny Leung, Executive Director of the Chinese Culture Center. We are a 55 year old nonprofit in Chinatown that is committed to building strong communities and supporting artists. We recently debuted “Stories of Belonging in Chinatown” a story sharing project by Christine Wong Yap that connects a sense of belonging to the community. It has pivoted online, and has even more relevance in today’s environment.

I want to thank President Yee for nominating Deland Chan to the Planning Commission.

I have known Deland, and work with her for the last ten years. We collaborated around public art and equity for the upcoming Central Subway and advocated for the inclusion of creativity by local artists. Deland’s strength is her commitment to the community and strong understanding of cross-sector issues.

Over the years, as Deland has built her career, skills and experiences that make her an outstanding candidate, she has always stayed connected to the community.

Deland is a perfect fit to advise the Mayor, Board of Supervisors and City departments on San Francisco’s long-range goals, policies and programs on a broad range of issues related to land use, transportation, and maintaining the City’s General Plan. She is uniquely qualified as she came from the community, an expert on planning issues while being sensitive to communities of color.

Most of all, Deland is fair and never afraid to confront difficult and challenging situations. I have known her to be a person of integrity, community-minded and has the ability to connect planning with a focus on livability and lives of working people.

And acknowledge the Committee for your commitment to the underserved in the City. We look forward to your affirmative vote to appoint Deland Chan as the City’s Planning Commissioner.

Thank you for your time.

Jenny

--

Jenny Leung 梁凱欣

she/her

Executive Director

Tel: 415-986-1822 ext. 032

Chinese Culture Center of San Francisco

舊金山中華文化中心

750 Kearny St., 3rd Floor,

San Francisco, CA 94108

Elevate the Underserved. Give Voice to Equality.

[Website](#) | [Facebook](#) | [Instagram](#)

