



OFFICE OF THE DISTRICT ATTORNEY

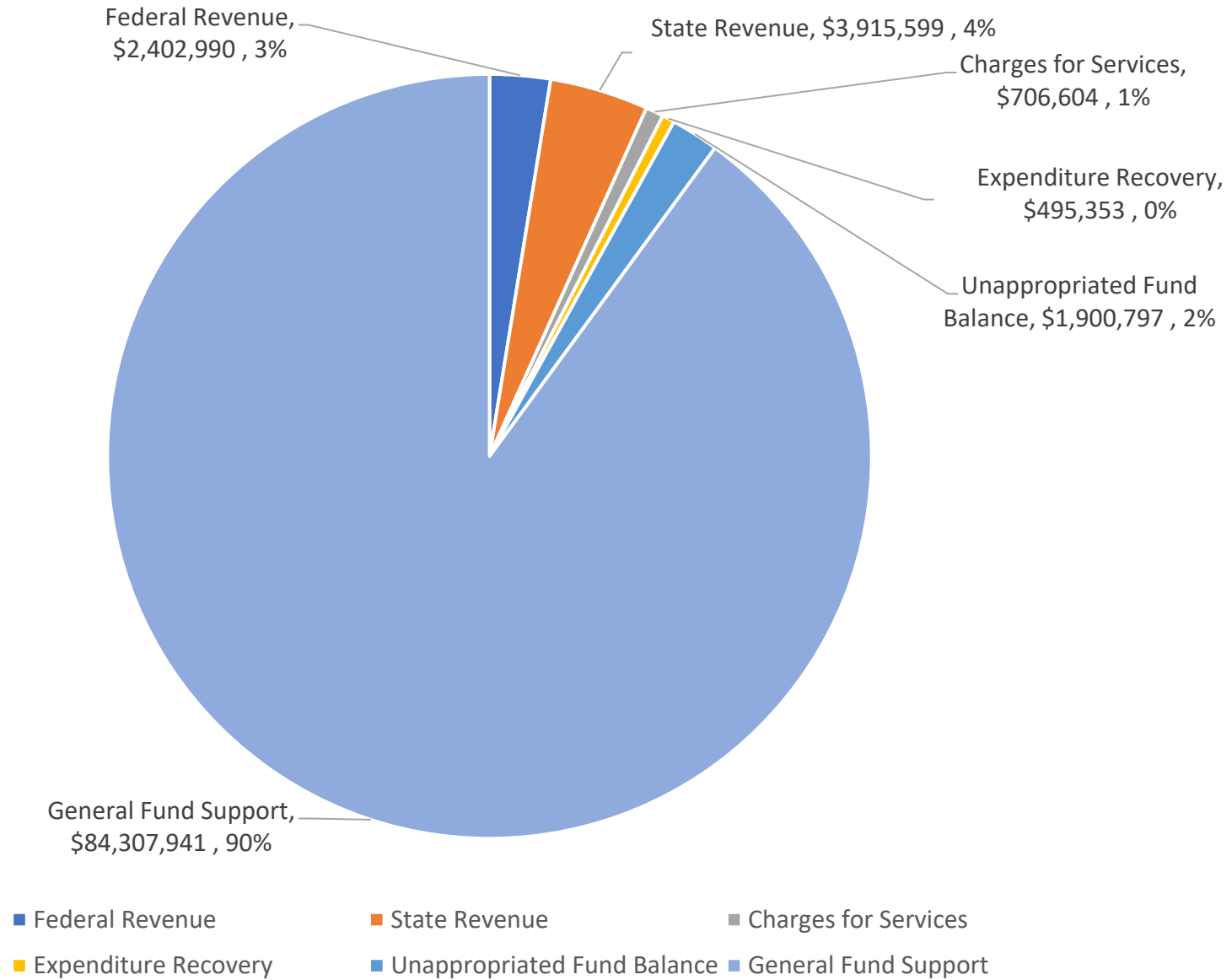
- **District Attorney Brooke Jenkins**
- Budget and Finance Committee
- Fiscal Years 2024-25 & 2025-26



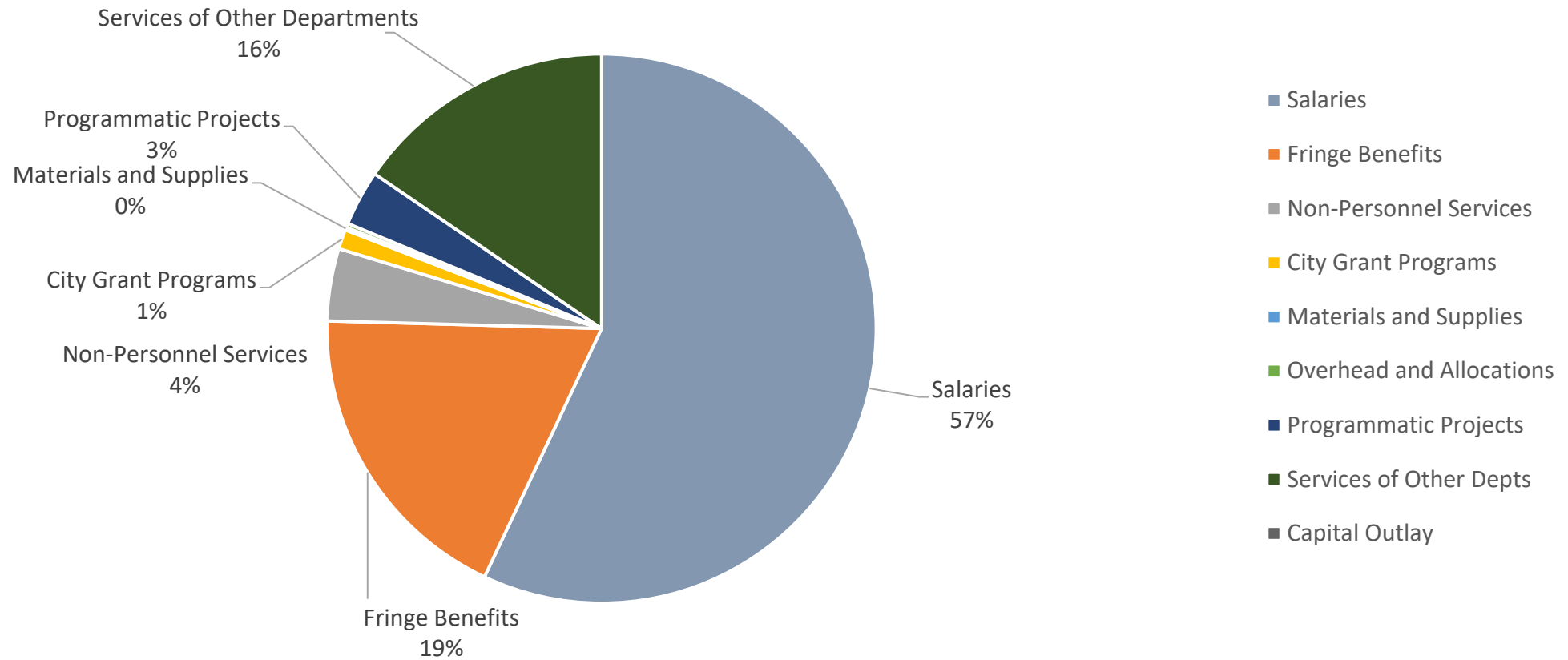
MISSION

- Prioritize public safety by restoring accountability and appropriate consequences to the criminal justice system;
- The Department believes in responsible reforms, giving offenders the opportunity to address the root causes of their criminal behavior, and developing innovative programs to serve as tools for rehabilitation;
- SFDA is committed to creating a safer, stronger San Francisco that supports crime victims, survivors, and their loved ones; and
- The office is dedicated to reducing mass incarceration and recidivism, while eliminating racial and class inequities in the criminal justice system.

SOURCE OF FUNDS



EXPENDITURE OVERVIEW - Type



BUDGET CHANGES

Budget Year

	2023-24 Original Budget	2024-25 Proposed Budget	Change From 2023-24	Percent Change
Total Budget:	\$89,560,041	\$93,729,284	\$4,169,243	4.7%

Budget Year + 1

	2024-25 Proposed Budget	2025-26 Proposed Budget	Change From 2024-25	Percent Change
Total Budget:	\$93,729,284	\$96,467,612	\$2,738,328	2.9%

POSITION CHANGES

Budget Year

	2023-24 Original Budget	2024-25 Proposed Budget	Change From 2023-24	Percent Change
Total FTE:	295.29	293.75	(1.54)	(-.5%)

Budget Year + 1

	2024-25 Proposed Budget	2025-26 Proposed Budget	Change From 2024-25	Percent Change
Total FTE:	293.75	293.55	(.20)	(.1%)

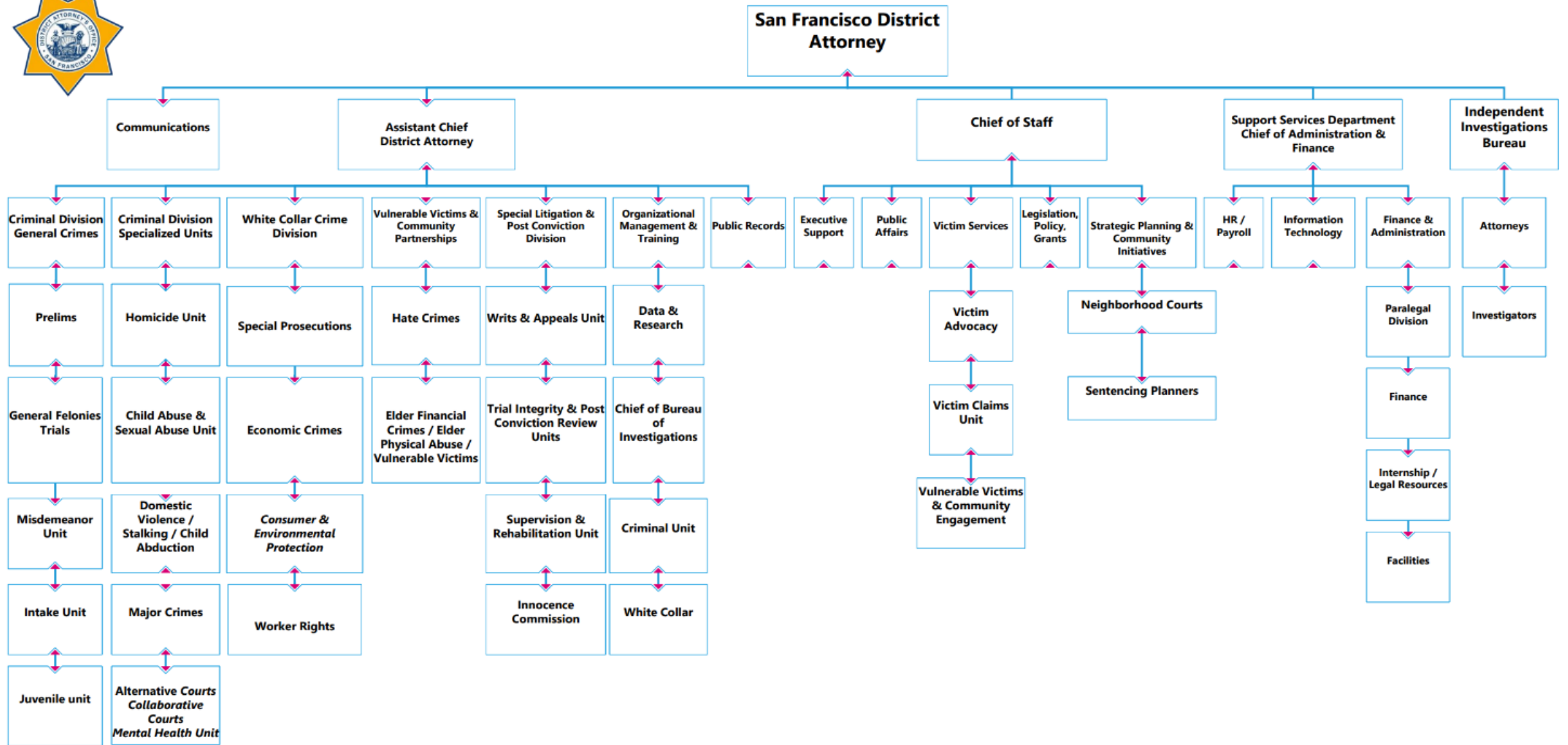
Key Workload Measures – as of June 2024

- Approximately 5,896 criminal cases pending
- Preliminary Hearings: 104 cases per attorney
- General Felonies: 83 cases per attorney
- Homicide: 16 cases per attorney (*majority cases go to trial*)
- Domestic Violence: Felony - 45 cases per attorney
- Domestic Violence: Misdemeanor - 51 cases per attorney
- Major Crimes: 36 cases per attorney
- Vulnerable Victims: 53 cases per attorney
- Child & Sex Assault: 32 cases per attorney
- Collaborative Court: 152 cases per attorney
- Victim Services Active Cases: 7,984
- Victim Advocates General Caseload: 347 victims per advocate
- Legal Support Staff – Discover 2,273 discovery packets per month
- Legal Support Staff – projected to discover 1,270,896 pages of discovery per year
- Managed/discovered over 2.2 million digital files in the last six months

BUDGET PRIORITIES

- Prosecute serious and violent crimes and address emerging crime trends as workloads increase and become more complex;
 - Maintain and enhance the legal support infrastructure
 - Maintain and enhance IT infrastructures
- Ensure survivors, victims, and their families receive the necessary support and assistance to heal from the impacts of crime;
 - \$1.5 million in CAL-OES Violence of Crime Act Funding (VOCA) losses since January 2024

DISTRICT ATTORNEY ORGANIZATIONAL STRUCTURE



District Attorney Vacancy Report

Job Title	Total Funded FTE	Total Filled FTE	Total Vacant FTE
0922 - Manager I	2.91	2.00	0.91
0923 - Manager II	1.00	1.00	-
0923 - Manager II	2.00	2.00	-
0931 - Manager III	2.00	2.00	-
0932 - Manager IV	2.00	2.00	-
0933 - Manager V	1.00	1.00	-
0943 - Manager VIII	1.00	1.00	-
0954 - Dep Dir IV	1.00	1.00	-
1043 - IS Engineer-Senior	2.00	2.00	-
1054 - IS Business Analyst-Principal	1.00	1.00	-
1092 - IT Operations Support Admin II	2.00	2.00	-
1093 - IT Operations Support Admn III	2.00	2.00	-
1094 - IT Operations Support Admin IV	0.95	-	0.95
1226 - Chf Payroll & Personnel Clerk	1.00	1.00	-
1246 - Prin Human Resources Analyst	1.00	1.00	-
1404 - Clerk	1.00	1.00	-
1458 - Legal Secretary 1	2.84	1.00	1.84
1654 - Accountant III	1.00	1.00	-
1670 - Financial Systems Supervisor	1.00	1.00	-
1822 - Administrative Analyst	1.91	1.22	0.69
1823 - Senior Administrative Analyst	3.00	2.00	1.00
1824 - Pr Administrative Analyst	3.00	3.00	-
1844 - Senior Management Assistant	1.00	1.00	-
8129 - Victim/Witness Investigator 1	25.46	20.20	5.26
8131 - Victim/Witness Investigator 2	10.40	10.32	0.07
8132 - DA Investigative Assist	1.32	-	1.32
8133 - Victim/Witness Investigator 3	18.53	17.34	1.19
8135 - Asst Chf Victim/Wit Invstgtor	6.93	5.00	1.93
8146 - District Atty's Investigator	4.91	2.00	2.91
8147 - Sr District Atty Investigator	4.07	3.85	0.22
8149 - Asst Chf Dist Atty's Invstgtor	2.00	2.00	-
8173 - Legal Assistant	33.78	35.00	(1.22)
8177 - Attorney (Civil/Criminal)	121.58	115.58	6.00
8181 - Assistant Chief Attorney 1	7.00	7.00	-
8182 - Head Atty, Civil & Criminal	14.34	14.00	0.34
8183 - Assistant Chief Attorney 2	1.00	1.00	-
8198 - District Attorney	1.00	1.00	-
8550 - Dist Atty Investigator (SFERS)	25.10	22.00	3.10
8552 - Sr DA Investigator(SFERS)	4.00	4.00	-
8554 - Asst Chf DA Invstgtor (SFERS)	3.00	2.00	1.00
8556 - Chf Distt Atty Inves (SFERS)	1.00	1.00	-
8558 - PrDAInvest,SpecUnit (SFERS)	1.00	1.00	-
9914 - Public Service Aide-Admin	1.27	9.80	(8.52)

Historical Position Changes

	FY 2020-21 Budget	FY 2021-22 Budget	FY 2022-23 Budget	FY 2023-24 Budget	FY 2024-25 Proposed
FTE Count	266.83	282.99	283.24	295.29	293.75