

File No. 210370

Committee Item No. 1

Board Item No. 29

# COMMITTEE/BOARD OF SUPERVISORS

## AGENDA PACKET CONTENTS LIST

Committee: Rules Committee

Date April 19, 2021

Board of Supervisors Meeting

Date April 27, 2021

### Cmte Board

- Motion
- Resolution
- Ordinance
- Legislative Digest
- Budget and Legislative Analyst Report
- Youth Commission Report
- Introduction Form
- Department/Agency Cover Letter and/or Report
- Memorandum of Understanding (MOU)
- Grant Information Form
- Grant Budget
- Subcontract Budget
- Contract/Agreement
- Form 126 - Ethics Commission
- Award Letter
- Application
- Form 700
- Vacancy Notice
- Information Sheet
- Public Correspondence

### OTHER (Use back side if additional space is needed)

<input type="checkbox"/>	<input type="checkbox"/>	_____
<input type="checkbox"/>	<input type="checkbox"/>	_____
<input type="checkbox"/>	<input type="checkbox"/>	_____
<input type="checkbox"/>	<input type="checkbox"/>	_____
<input type="checkbox"/>	<input type="checkbox"/>	_____
<input type="checkbox"/>	<input type="checkbox"/>	_____
<input type="checkbox"/>	<input type="checkbox"/>	_____
<input type="checkbox"/>	<input type="checkbox"/>	_____
<input type="checkbox"/>	<input type="checkbox"/>	_____
<input type="checkbox"/>	<input type="checkbox"/>	_____

Completed by: Victor Young Date April 15, 2021

Completed by: \_\_\_\_\_ Date \_\_\_\_\_

1 [Appointments, Sunshine Ordinance Task Force - Jaya Padmanabhan and Bruce Wolfe]

2

3 **Motion appointing Jaya Padmanabhan (residency requirement waived) and Bruce**  
4 **Wolfe, terms expiring April 27, 2023, to the Sunshine Ordinance Task Force.**

5

6 MOVED, That the Board of Supervisors of the City and County of San Francisco does  
7 hereby appoint the hereinafter designated persons to serve as a member of the Sunshine  
8 Ordinance Task Force, pursuant to the provisions of Administrative Code, Section 67.30, for  
9 the terms specified:

10 Jaya Padmanabhan (residency requirement waived), seat 4, herself, term expiring  
11 April 27, 2021, must be nominated by the local chapter of the Society of Professional  
12 Journalists and be either a journalist from a racial/ethnic-minority-owned news organization, a  
13 journalist whose work focuses on issues impacting minority racial or ethnic communities, or a  
14 journalist who works with a media organization or publication whose target audience is a  
15 minority racial or ethnic community. For purposes of this subsection (a), the term “journalist”  
16 shall be interpreted broadly, including but not limited to freelance journalists, photographers,  
17 and videographers, for the unexpired portion of a two-year term ending April 27, 2023;

18 Bruce Wolfe, Seat 11, succeeding herself, terming expiring April 27, 2021, must have  
19 demonstrated interest in, or have experience in, the issues of citizen access and participation  
20 in local government (and member of the public who is physically handicapped), for a two-year  
21 term ending April 27, 2023; and, be it

22 FURTHER MOVED, That the Board of Supervisors makes the following findings:

- 23 1. The membership of the Sunshine Ordinance Task Force has a goal to be  
24 representative of the diversity of the City and County of San Francisco.

25

- 1           2. Applicant Jaya Padmanabhan, who is not a resident of San Francisco, is a person with  
2           experience that uniquely qualifies them to serve on the Sunshine Ordinance Task  
3           Force.
- 4           3. The Sunshine Ordinance Task Force has attempted to fill the position, for which Jaya  
5           Padmanabhan was nominated, with an individual who is City a resident and who has  
6           the specific experience, skills, and qualifications, but has been unable to do so at this  
7           time. The Rules Committee has certified that Jaya Padmanabhan is qualified to serve  
8           on the Sunshine Ordinance Task Force.
- 9           4. After exercising due diligence, the Board of Supervisors concludes that there is no  
10          other possible representatives who is a resident of San Francisco, who has the specific  
11          experience, skills, or qualifications possessed by this applicant, and who is willing to  
12          serve on the Sunshine Ordinance Task Force at this time; and, be it  
13          FURTHER MOVED, That the Board of Supervisors waives the residency requirement  
14          for Jaya Padmanabhan, as is allowed in cases where no qualified City resident who is willing  
15          to serve can be found, pursuant to Charter, Section 4.101(a)(2), that otherwise requires  
16          person(s) appointed to boards, commissions, and advisory bodies established by legislative  
17          act of the Board of Supervisors to be resident(s) of the City and County of San Francisco.

18  
19  
20  
21  
22  
23  
24  
25



Board of Supervisors
City and County of San Francisco
1 Dr. Carlton B. Goodlett Place, Room 244
(415) 554-5184 FAX (415) 554-7714

Application for Boards, Commissions, Committees, & Task Forces

Name of Board, Commission, Committee, or Task Force: Sunshine Ordinance Task Force

Seat # or Category (If applicable): Seat 4 District:

Name: Jaya Padmanabhan

[Redacted] Zip: 94022

[Redacted] Occupation: Freelance Journalist and Consultant

[Redacted] Employer: Self

Business Address: 13114 Maple Leaf Court, Los Altos Hills, CA Zip: 94022

Business E-Mail: jaya@ethnicmediaservices.org Home E-Mail: [Redacted]

Pursuant to Charter Section 4.101 (a)2, Boards and Commissions established by the Charter must consist of electors (registered voters) of the City and County of San Francisco. For certain other bodies, the Board of Supervisors can waive the residency requirement.

Check All That Apply:

Registered voter in San Francisco: Yes [ ] No [x] If No, where registered: Santa Clara County

Resident of San Francisco [ ] Yes [x] No If No, place of residence: Los Altos Hills

Pursuant to Charter section 4.101 (a)1, please state how your qualifications represent the communities of interest, neighborhoods, and the diversity in ethnicity, race, age, sex, sexual orientation, gender identity, types of disabilities, and any other relevant demographic qualities of the City and County of San Francisco:

If selected, I will be filling the task force seat reserved for a journalist from ethnic media. I am from and belong to ethnic media. I was the previous editor of India Currents, a 33-year-old publication, in the Bay Area, curating the Indian American story. I currently work as a consultant for a San Francisco-based non-profit Ethnic Media Services, helping with ethnic media briefings and training sessions, as well as writing and editing for ethnic media distribution.

**Business and/or professional experience:**

For the last five years, I've been writing a column for The San Francisco Examiner commenting on issues relating to communities of color in San Francisco. Some of my recent columns have focused on increasing the census count in hard-to-count districts; highlighting the experiences of black children growing up in the city; commenting on the backlash against Asian Americans; profiling the Mongolian community; chronicling the influence of immigrants working in health care and calling attention to the Nigerian success story. Additionally, since early 2018, I've worked on ethnic media projects, including developing a peer-to-peer student messaging model on depression on California college campuses, leading a reporting project on California water management, and briefing ethnic media on immigrant rights.

**Civic Activities:**

Since January 2020, I've been an active volunteer with Ethnic Media Services and the Office of Civic Engagement and Immigrant Affairs to increase the Census 2020 participation in San Francisco. (I waived my remuneration for the work I did from January 2020 to October 2020). I've conducted youth workshops across San Francisco, engaging students with the idea of the census and what it means for communities of color.

As part of the Writer's Grotto, a San Francisco-based consortium of professional writers, I conduct free journalism workshops for writers of color. The most recent one was held on October 18<sup>th</sup> with 22 local participants.

Have you attended any meetings of the Board/Commission to which you wish appointment? Yes  No

For appointments by the Board of Supervisors, appearance before the RULES COMMITTEE is a requirement before any appointment can be made. (*Applications must be received 10 days before the scheduled hearing.*)

**Date:** November 5, 2020 **Applicant's Signature: (required)** Jaya Padmanabhan  
(Manually sign or type your complete name.  
NOTE: By typing your complete name, you are hereby consenting to use of electronic signature.)

**Please Note:** Your application will be retained for one year. Once Completed, this form, including all attachments, become public record.

**FOR OFFICE USE ONLY:**  
Appointed to Seat #: \_\_\_\_\_ Term Expires: \_\_\_\_\_ Date Seat was Vacated: \_\_\_\_\_



November 6, 2020

San Francisco Board of Supervisors Rules Committee  
Honorable Hillary Ronen  
Honorable Gordon Mar  
Honorable Catherine Stefani  
City Hall, Room 244  
1 Dr. Carlton B. Goodlett Place  
San Francisco, CA 94102

**RE: Nominating Jaya Padmanabhan to the Sunshine Ordinance Task Force**

**OFFICERS**

*President*  
Ben Trefny

*Vice President*  
Joe Fitzgerald Rodriguez

*Treasurer*  
Liz Enochs

**BOARD MEMBERS**

Rebecca Bowe

L.A. Chung

Liz Wagner

Carl T. Hall

Lila LaHood

Valerie Bush

Luis Felipe Godinez

Meaghan Mitchell

Ida Mojada

Troy Williams

Alexis Terrazas

Anita Varma

Dear Supervisors,

The Society of Professional Journalists, Northern California Chapter (“SPJ NorCal”) is pleased to nominate Jaya Padmanabhan for appointment to Seat 4 on the City’s Sunshine Ordinance Task Force.

Section 67.30(a) of the Sunshine Ordinance reserves a voting seat on the SOTF for a journalist nominated by SPJ NorCal whose work serves ethnic communities. The law stipulates that all SOTF members must “have experience and/or demonstrated interest in the issues of citizen access and participation in local government.”

Ms. Padmanabhan writes the biweekly “In Brown Type” column in the San Francisco Examiner, opining on issues affecting San Francisco’s ethnic, immigrant and refugee communities. She is Director of Programs at Ethnic Media Services, a new San Francisco-based nonprofit led by former New America Media founder Sandy Close, which seeks to invigorate the ethnic media sector with editorial expertise and business advice. Through this role, Ms. Padmanabhan coordinated with the City of San Francisco to increase ethnic and youth participation in the U.S. census, and recently led a group of journalists from ethnic media to report on California’s water management. Ms. Padmanabhan is the former editor-in-chief of India Currents, a Bay Area-based media outlet covering the Indian diaspora in the United States; she emigrated from India to California more than 30 years ago.

Ms. Padmanabhan’s diligence for detail and passion for government transparency and civic life makes her an excellent candidate for the Sunshine Ordinance Task Force. We strongly urge you to consider her candidacy and to forward her nomination to the full Board as expeditiously as possible.

Thank you for your time and attention to this matter.

Sincerely,

Christine Peek, SPJ NorCal Freedom of Information Committee co-chair  
Lauren Smiley, SPJ NorCal Freedom of Information Committee co-chair

**STATEMENT OF ECONOMIC INTERESTS**  
**COVER PAGE**  
*A PUBLIC DOCUMENT*

Please type or print in ink.

NAME OF FILER (LAST) (FIRST) (MIDDLE)

**1. Office, Agency, or Court**

Agency Name (Do not use acronyms)

Division, Board, Department, District, if applicable Your Position

► If filing for multiple positions, list below or on an attachment. (Do not use acronyms)

Agency: Position:

**2. Jurisdiction of Office (Check at least one box)**

State Judge, Retired Judge, Pro Tem Judge, or Court Commissioner (Statewide Jurisdiction)  
Multi-County County of  
City of Other

**3. Type of Statement (Check at least one box)**

Annual: The period covered is January 1, 2019, through December 31, 2019. Leaving Office: Date Left (Check one circle.)  
-or- The period covered is through December 31, 2019. The period covered is January 1, 2019, through the date of leaving office.  
-or- Assuming Office: Date assumed The period covered is through the date of leaving office.  
Candidate: Date of Election and office sought, if different than Part 1:

**4. Schedule Summary (must complete) ► Total number of pages including this cover page:**  
**Schedules attached**  
Schedule A-1 - Investments – schedule attached  
Schedule A-2 - Investments – schedule attached  
Schedule B - Real Property – schedule attached  
Schedule C - Income, Loans, & Business Positions – schedule attached  
Schedule D - Income – Gifts – schedule attached  
Schedule E - Income – Gifts – Travel Payments – schedule attached  
-or- **None - No reportable interests on any schedule**

**5. Verification**

MAILING ADDRESS STREET CITY STATE ZIP CODE  
(Business or Agency Address Recommended - Public Document)  
DAYTIME TELEPHONE NUMBER EMAIL ADDRESS

I have used all reasonable diligence in preparing this statement. I have reviewed this statement and to the best of my knowledge the information contained herein and in any attached schedules is true and complete. I acknowledge this is a public document.

I certify under penalty of perjury under the laws of the State of California that the foregoing is true and correct.

Date Signed Signature *Jaya Padmanabhan*  
(month, day, year) (File the originally signed paper statement with your filing official.)

This document was exported from Numbers. Each table was converted to an Excel worksheet. All other objects on each Numbers sheet were placed on separate worksheets. Please be aware that formula calculations may differ in Excel.

Numbers Sheet Name	Numbers Table Name	Excel Worksheet Name
Schedule A-1	Table 1	<a href="#">Schedule A-1</a>
Schedule B	Table 1	<a href="#">Schedule B</a>
Schedule C	Table 1	<a href="#">Schedule C</a>



**SCHEDULE A-1**

**Investments**

Stocks, Bonds, and Other Interests

(Ownership Interest is Less Than 10%)

*Do not attach brokerage or financial statements.*

**CALIFORNIA FORM 700**  
FAIR POLITICAL PRACTICES COMMISSION

Name

Jaya Padmanabhan

<BLUE> is a required field

NAME OF BUSINESS ENTITY	GENERAL DESCRIPTION OF THIS BUSINESS ACTIVITY	FAIR MARKET VALUE (Select from drop down list)	NATURE OF INVESTMENT (Select from drop down list. If "other," describe)	IF APPLICABLE, LIST DATE (mm/dd/2019)	
				ACQUIRED	DISPOSED
3M COMPANY (MMM)	consumer goods	\$10,001 - \$100,000	Stock		
ABBOTT LABORATORIES	pharmaceuticals	\$2,000 - \$10,000	Stock		
ABBVIE INC COM	pharmaceuticals	\$2,000 - \$10,000	Stock		
ACCENTURE	consulting services	\$2,000 - \$10,000	Stock		
ADOBE INC	Software	\$10,001 - \$100,000	Stock		
ADVANCED ENERGY	technology	\$2,000 - \$10,000	Stock		
ADVANCED MICRODEVICES	technology	\$2,000 - \$10,000	Stock		
AFLAC INCORPORATED	insurance	\$2,000 - \$10,000	Stock		
ALASKA AIR	airline	\$2,000 - \$10,000	Stock		
ALLSTATE CORP	insurance	\$2,000 - \$10,000	Stock		
ALNYLAM PHARMACEUTICALS INC	pharmaceuticals	\$2,000 - \$10,000	Stock		
ALPHABET INC	technology	\$10,001 - \$100,000	Stock		
AMAZON INC	E-tailer	\$100,001 - \$1,000,000	Stock		
AMERICAN EXPRESS	travel and credit card	\$2,000 - \$10,000	Stock		
AMERICAN TOWER REIT COM	real estate investment	\$2,000 - \$10,000	Stock		
AMERIPRISE FINANCIAL INC	insurance	\$2,000 - \$10,000	Stock		
AMGEN INC	pharmaceuticals	\$2,000 - \$10,000	Stock		
ANTHEM INC	insurance	\$2,000 - \$10,000	Stock		
APPLE INC	technology	\$10,001 - \$100,000	Stock		
ARCHER DANIELS MIDLAND	Food processing and commodities trading	\$2,000 - \$10,000	Stock		
AT&T INC	telecommunications	\$2,000 - \$10,000	Stock		
AUTOZONE INC	automotive parts and accessories	\$2,000 - \$10,000	Stock		
BALL CORP	aluminum packaging	\$2,000 - \$10,000	Stock		
BAXTER INTERNATIONAL	medical products	\$2,000 - \$10,000	Stock		
BECTON DICKINSON	medical technology	\$2,000 - \$10,000	Stock		
BERKSHIRE HATHAWAY	conglomerate; insurance; real estate; energy	\$10,001 - \$100,000	Stock		
BIOGEN INC	pharmaceuticals	\$2,000 - \$10,000	Stock		
BRISTOL MEYERS	pharmaceuticals	\$2,000 - \$10,000	Stock		
BROADCOM	technology	\$10,001 - \$100,000	Stock		
CAPITAL ONE FINANCIAL	credit card	\$2,000 - \$10,000	Stock		
CARRIER GLOBAL	HVAC	\$2,000 - \$10,000	Stock		
CATERPILLAR INC	construction and mining equipment	\$2,000 - \$10,000	Stock		
CHARLES RIVER LABS	research	\$2,000 - \$10,000	Stock		
CHEVRON	energy	\$2,000 - \$10,000	Stock		
CINTAS CORP	corporate identity uniforms	\$2,000 - \$10,000	Stock		
CISCO SYS INC	technology	\$10,001 - \$100,000	Stock		
CITRIX SYSTEMS INC	technology	\$2,000 - \$10,000	Stock		
COCA COLA CO	beverage	\$2,000 - \$10,000	Stock		
COGNIZANT TECH SOLUTIONS	technology	\$2,000 - \$10,000	Stock		
COMCAST	telecommunications	\$10,001 - \$100,000	Stock		
COSTCO WHOLESALE	warehouse	\$10,001 - \$100,000	Stock		
CREDIT ACCEPTANCE CORP	finance	\$2,000 - \$10,000	Stock		
CROWN CASTLE INTL CORP	communications infrastructure	\$2,000 - \$10,000	Stock		
CVS HEALTH CORP	retailer	\$2,000 - \$10,000	Stock		
DANAHER CORP	science and technology innovator	\$10,001 - \$100,000	Stock		
DARDEN RESTAURANTS	restaurants	\$2,000 - \$10,000	Stock		
DEERE & CO	agricultural; construction and forestry	\$2,000 - \$10,000	Stock		
DEXCOM INC	healthcare	\$2,000 - \$10,000	Stock		
DOMINION ENERGY	Power and energy	\$2,000 - \$10,000	Stock		
EDWARD LIFESCIENCES	medical technology	\$2,000 - \$10,000	Stock		
EQUIFAX	technology	\$2,000 - \$10,000	Stock		
FACEBOOK INC	technology	\$10,001 - \$100,000	Stock		
FEDEX CORP	shipping	\$2,000 - \$10,000	Stock		
FIDELITY NATIONAL	finance	\$2,000 - \$10,000	Stock		
FORTINET	technology	\$10,001 - \$100,000	Stock		
GARMIN LTD	GPS navigation	\$2,000 - \$10,000	Stock		
GENERAL DYNAMICS CORP	aerospace and defense	\$2,000 - \$10,000	Stock		
GENUINE PARTS CO	automotive parts and accessories	\$2,000 - \$10,000	Stock		
GILEAD SCIENCE	medical research and technology	\$2,000 - \$10,000	Stock		
HERSHEY CO	chocolates and snacks	\$2,000 - \$10,000	Stock		
HOME DEPOT	hardware store	\$2,000 - \$10,000	Stock		
HONEYWELL INTERNATIONAL	conglomerate; aerospace; building technology	\$2,000 - \$10,000	Stock		
HUBBELL INC	electrical and electronic products	\$2,000 - \$10,000	Stock		
INTEL CORP	technology	\$2,000 - \$10,000	Stock		
INTUIT INC	business and financial consulting	\$2,000 - \$10,000	Stock		



**SCHEDULE B**

**CALIFORNIA FORM 700**  
FAIR POLITICAL PRACTICES COMMISSION

**Real  
Rental**

**Name**  
Jaya Padmanabhan

\*You are not required to report loans from commercial lending institutions made in the lender's regular course of business on terms available to members of the public without regard to your official status. Personal loans and loans received not in a lender's regular course of business must be disclosed as follows:

<BLUE> is a required field

\* Select from drop down list

**Real Property Disclosure**

**Lender Disclosure**

STREET ADDRESS OR PRECISE LOCATION AND CITY	FAIR MARKET VALUE*	LIST DATE ACQUIRED OR DISPOSED (mm/dd/2018)	A or D	NATURE OF INTEREST* (if "other," describe)	IF RENTAL PROPERTY, LIST GROSS INCOME RECEIVED*	SOURCE OF RENTAL INCOME OF \$10,000 OR MORE	NAME AND ADDRESS OF LENDER* (Business Address Acceptable) AND GUARANTOR, IF ANY	BUSINESS ACTIVITY, IF ANY	INTEREST RATE (%)	TERM (Mos/Yrs)	HIGHEST BALANCE*
60 Rausch Street, SF	Over \$1,000,000	6/1/2015		Ownership/Deed	\$1,001-						

**SCHEDULE C**

**Income, Loans, & Business**

**Positions**

(Other than Gifts and Travel Payments)

**Name**

Jaya Padmanabhan

<BLUE> is a required field

\*\*You are not required to report loans from commercial lending institutions, or any indebtedness created as part of a retail installment or credit card transaction, made in the lender's regular course of business on terms available to members of the public without regard to your official status. Personal loans and loans received not in a lender's regular course of business must be disclosed as follows:

\* Select from drop down list

**1. Income Received**

**2. Loans Received or Outstanding**

NAME AND ADDRESS OF SOURCE	BUSINESS ACTIVITY, IF ANY	YOUR BUSINESS POSITION	GROSS INCOME RECEIVED*	CONSIDERATION FOR WHICH INCOME WAS RECEIVED* (if "other," describe)	NAME AND ADDRESS OF LENDER** (Business Address Acceptable) AND GUARANTOR, IF ANY	BUSINESS ACTIVITY, IF ANY	HIGHEST BALANCE*	INTEREST RATE (%)	TERM (Mos/Yrs)	SECURITY FOR LOAN REAL PROPERTY ADDRESS/OTHER INFORMATION*
Ethnic Media Services	Non-profit advocacy to enable ethnic media sustain and grow	Director of Programs	\$10,001-\$100,000	Salary						
San Francisco Examiner	Newspaper	Columnist	\$1,001-\$10,000	Salary						


**From:** [Richard Knee](#)  
**To:** [Ronen, Hillary](#); [Stefani, Catherine \(BOS\)](#); [Mar, Gordon \(BOS\)](#)  
**Cc:** [Young, Victor \(BOS\)](#); [jaya.padmanabhan@gmail.com](mailto:jaya.padmanabhan@gmail.com); [Peskin, Aaron \(BOS\)](#); [Hepner, Lee \(BOS\)](#)  
**Subject:** Sunshine Ordinance Task Force appointment  
**Date:** Friday, December 4, 2020 1:15:58 AM  
**Importance:** High

---

This message is from outside the City email system. Do not open links or attachments from untrusted sources.

Board of Supervisors Rules Committee  
Honorable Hillary Ronen, Chair  
Honorable Catherine Stefani  
Honorable Gordon Mar

Re: Nomination of Jaya Padmanabhan to Sunshine Ordinance Task Force seat:  
Strongly support

During a lengthy interview with the Freedom of Information Committee of the Society of Professional Journalists' Northern California Chapter ("SPJ NorCal"), of which I am a member, Jaya Padmanabhan impressed me as someone knowledgeable on sunshine law, passionate about government transparency, and of pleasant demeanor and temperament well suited for dealing with the tension that at times surfaces during Task Force proceedings. Moreover, filling the seat for which she is nominated is extremely important, given the Task Force's depleted membership.

Also, Supervisor Aaron Peskin and his legislative aide Lee Hepner deserve thanks for leading the way in enabling SPJ NorCal to succeed New America Media as nominator for the seat for which Ms. Padmanabhan is applying.

Sincerely,  
Richard Knee  
Former Sunshine Ordinance Task Force member and chair

Cc: Victor Young, Clerk of the Rules Committee; Jaya Padmanabhan; Supervisor Aaron Peskin; Lee Hepner  
Bcc: Other interested persons



Virus-free. [www.avast.com](http://www.avast.com)



**Board of Supervisors  
City and County of San Francisco  
1 Dr. Carlton B. Goodlett Place, Room 244  
(415) 554-5184 FAX (415) 554-5163**

**Application for Boards, Commissions, Committees, & Task Forces**

Name of Board, Commission, Committee, or Task Force: SUNSHINE ORDINANCE TASK FOF

Seat # or Category (If applicable): 6 (currently), 7, 8, 9 OR 10 District: \_\_\_\_\_

Name: BRUCE WOLFE

[Redacted] Zip: 94117

Occupation: Chief Information Officer/Social Worker

Work Phone: 415-456-5692 Employer: Alcohol Justice

Business Address: 24 Belvedere St Zip: 94901

Business E-Mail: \_\_\_\_\_ Home E-Mail: sotf@brucewolfe.net |

**Pursuant to Charter, Section 4.101(a)(2), Boards and Commissions established by the Charter must consist of electors (registered voters) of the City and County of San Francisco. For certain other bodies, the Board of Supervisors can waive the residency requirement.**

Check All That Apply:

Resident of San Francisco: Yes  No  If No, place of residence: \_\_\_\_\_

Registered Voter in San Francisco: Yes  No  If No, where registered: \_\_\_\_\_

**Pursuant to Charter, Section 4.101(a)(1), please state how your qualifications represent the communities of interest, neighborhoods, and the diversity in ethnicity, race, age, sex, sexual orientation, gender identity, types of disabilities, and any other relevant demographic qualities of the City and County of San Francisco:**

Current Chair and Member of SOTF. I work for a consumer advocacy organization that works with access to public documents on local, state and federal levels. I am also a person with a disability. My occupation in the technology field lends added value to this position in bringing expertise and understanding to the SOTF and also ability to review city applications to assure compliance with the Sunshine Ordinance. My interest, knowledge, experience and focus on open government dates back to 1993 here in San Francisco and prior in New York.

**Business and/or professional experience:**

Please see cover letter and resumen/CV attached.

**Civic Activities:**

Please see cover letter and resumen/CV attached.

Have you attended any meetings of the Board/Commission to which you wish appointment?      Yes  No

Appointments confirmed by the Board of Supervisors require an appearance before the Rules Committee. Once your application is received, the Rules Committee Clerk will contact you when a hearing is scheduled. *(Please submit your application 10 days before the scheduled hearing.)*

**Date:** 06/01/2020      **Applicant's Signature: (required)** Bruce Wolfe

(Manually sign or type your complete name.  
NOTE: By typing your complete name, you are hereby consenting to use of electronic signature.)

**Please Note:** Your application will be retained for one year. Once completed, this form, including all attachments, become public record.

**FOR OFFICE USE ONLY:**

Appointed to Seat #: \_\_\_\_\_ Term Expires: \_\_\_\_\_ Date Seat was Vacated: \_\_\_\_\_



**COVER PAGE**

Please type or print in ink.

NAME OF FILER (LAST) (FIRST) (MIDDLE)  
Wolfe Bruce M

**1. Office, Agency, or Court**

Agency Name (Do not use acronyms)  
Sunshine Ordinance Task Force

Division, Board, Department, District, if applicable Your Position

► If filing for multiple positions, list below or on an attachment. (Do not use acronyms)

Agency: \_\_\_\_\_ Position: \_\_\_\_\_

**2. Jurisdiction of Office (Check at least one box)**

- State
- Multi-County \_\_\_\_\_
- City of San Francisco
- Judge or Court Commissioner (Statewide Jurisdiction)
- County of San Francisco
- Other \_\_\_\_\_

**3. Type of Statement (Check at least one box)**

- Annual:** The period covered is January 1, 2017, through December 31, 2017.  
-or-  
The period covered is \_\_\_\_/\_\_\_\_/\_\_\_\_, through December 31, 2017.
- Assuming Office:** Date assumed \_\_\_\_/\_\_\_\_/\_\_\_\_
- Candidate:** Date of Election \_\_\_\_\_ and office sought, if different than Part 1: \_\_\_\_\_
- Leaving Office:** Date Left \_\_\_\_/\_\_\_\_/\_\_\_\_  
(Check one)
  - The period covered is January 1, 2017, through the date of leaving office.
  - or-
  - The period covered is \_\_\_\_/\_\_\_\_/\_\_\_\_, through the date of leaving office.

**4. Schedule Summary (must complete) ► Total number of pages including this cover page: \_\_\_\_\_**

**Schedules attached**

- Schedule A-1 - Investments** – schedule attached
- Schedule A-2 - Investments** – schedule attached
- Schedule B - Real Property** – schedule attached
- Schedule C - Income, Loans, & Business Positions** – schedule attached
- Schedule D - Income – Gifts** – schedule attached
- Schedule E - Income – Gifts – Travel Payments** – schedule attached

- or-
- None - No reportable interests on any schedule**

**5. Verification**

MAILING ADDRESS STREET CITY STATE ZIP CODE  
(Business or Agency Address Recommended - Public Document)  
San Francisco CA 94117



E-MAIL ADDRESS


I have reviewed this statement and to the best of my knowledge the information contained herein and in any attached schedules is true and complete. I acknowledge this is a public document.

I certify under penalty of perjury under the laws of the State of California that the foregoing is true and correct.

Date Signed 04/18/2018  
(month, day, year)

Signature   
(File the original/ signed statement with your filing official.)

**Bruce M. Wolfe, M.S.W.**



06/01/2020

**Rules Committee - SF Board of Supervisors**

1 Dr. Carlton B. Goodlett Place  
San Francisco, CA 94102-4689

**Dear Chair Hillary Ronen and Supervisors**

Thank you for the opportunity, once again, of your consideration for re-appointment to the Sunshine Ordinance Task Force. I desire reappointment to Seat #6 which I am applying for unless you see fit to appoint me to another such as #7, 8, 9 or 10 of which I am eligible, too.

My history here is well known and my complete resume is attached to the application.

I enjoy the work and service to the citizens and residents of San Francisco in this way of helping to ensure open government. While fully employed, I am able to fulfill my duties on the SOTF due to flexibility in my schedule. As our world is ever changing there is still much to do, much to streamline, much to build on. I am committed to SOTF's efficacy and continued success as I know you are, too.

There is a lot I bring to this body in experience, expertise and history to add to the collective brain trust. For instance, as an IT professional, with the changing environment of technology comes new and innovative ways to deliver services that I have been participant in for some time. As the city's new technology systems come online, more efficiency of compliance of Sunshine will be apparent thus reducing time in fulfilling the public's requests. This is for certain. As a social worker, martial arts instructor, governance advisor and computing trainer, I bring ample methods of instructional delivery to help bolster training in Sunshine where it's needed.


There is much to be done in increasing the efficiency of the Sunshine Ordinance Task Force process and its charge. Over the past two years, much progress has been made to bring inefficiencies into order and, if it be your pleasure, I plan on continuing this work in conjunction with various connected city offices to continue that trend towards fruition. For instance, the advent of the Digital Services Team allows SOTF to collaborate to ensure that all city/county departments and agencies have as much public information available on their website to the public as possible reducing staff time. In addition, the excitement of the adoption of the NextRequest platform. Some other areas of ongoing work are increased training to struggling departments; streamlined the hearing process to reduce time spent by all parties; resolving concerns about compliance at the administrative level before becoming official complaints; ensuring administration of the SOTF functions are adequately supported so that it can perform efficiently. These are all just a smattering of areas that I continue to be helpful with along with your support.

Once again, I appreciate the opportunity to serve once again, and will work deliberately and more closely with you and the city family to help ensure that, both, we maintain the integrity of open government and deliver it to the people of the City and County of San Francisco.

Yours Truly,

A handwritten signature in black ink, appearing to read "Bruce M. Wolfe".

## **Bruce M. Wolfe, M.S.W.**



### **RESUME**

#### **HIGHLIGHTS**

- Experienced & learned in CA government & nonprofit open meetings, public records and higher education laws
- Experience and learned in disability policy and regulations
- Experienced & learned in budgets and budgeting
- Information Technology Professional
- Social Worker
- Experienced in organizational governance. Revised many organizational constitutions, bylaws, policies, rules & other governing documents including proposed legislation for local and state legislatures. Co-wrote several legislative bills including AB1857- Gloria Romero Open Meetings Act of 2000
- Over twenty-five years' management experience emphasizing a collaborative yet decisive style as a team player, board member and in board dynamics.
- Adept at building productive relationships to further the organization's goals.
- Persuasive skills, both written and verbal.
- Specific focus on personal leadership and program development.
- Excellent nonprofit policy and legislative skills.

#### **DEVELOPMENT / MOTIVATION WHILE SERVING ON BOARDS & BODIES**

- Increases participation in representation and administration decisionmaking
- Assists in identifying interests and concerns, and finds innovative ways to implement them.
- Increases motivation for participation and public speaking.
- Able to write persuasive letters and documents, frequently influencing decision makers.
- Helps members develop leadership skills and motivation to carry out their concerns without substantial reproach.

#### **BUSINESS & EMPLOYMENT**

**2007-present Chief Information, Security & Technology Officer (CISTO) and Social Worker Alcohol Justice – The Industry Watchdog (formerly, The Marin Institute), San Rafael, CA**

## **EXPERIENCE**

**2018-present Policy Committee  
California Community Land Trust Network**

**2016-present President  
SF Community Land Trust**  
History: 2003-2010, 2012-2014 Board member

**2016-present Treasurer  
Care Association**

**2010-present President  
DogPAC of SF**

**2009-2011 Treasurer  
Harvey Milk LGBT Democratic Club PAC**

**2016-present Vice-President  
Haight Ashbury Neighborhood Council**  
History: 1996-present Board and general member

**2016-present Chair  
SF Sunshine Ordinance Task Force**  
History: 2005-2012 Vice-Chair and Member

**2008-2010 President  
GreenCampaigns, a division of Vcampaign, Inc**

**2004-present Co-Founder/-Coordinator  
SF Clean Energy Advocates**

**2004-present Co-Founder/-Coordinator  
PublicNet-SF**

**2005-2018 Member  
Sierra Club – SF Group and Bay Area Chapter**

**2006-2008 SF Ambassador  
Voters Injured At Work (VIAW)**

**2006-2008 Steering Committee Member  
SF Coalition for Transit Justice**

**2004-2006 Council Member  
SF Department of Health -  
Eastern Neighborhoods Community Health Impact Assessment (ENCHIA)**  
Community representative/advocate on housing issues from SF Community Land Trust

**2004-2008 Committee member (appointed by SFUSD Commissioner Eric Mar)**

Prop H (Ammiano) – SFUSD School Enrichment Fund Advisory Committee to Board of Education  
To review programs and services as outlined in Prop H, and make recommendations to the Board of Education

**2004 Senior Campaign Staffer**

**Ross Mirkarimi for Supervisor, San Francisco**

Managed facilities, technology, organizational infrastructure

Notable: Managed telecommunications and computer network, provided organizational infrastructure support, campaign team, promotional fulfillment.

**January-July, 2004 Financial Manager**

**SF Student Community Housing Organization (SFSCHO)**

Managed finances and budget

Notable: Put org back in financial stability

**2004-2006 Founding Member**

**Progressive Voter Project (PVP)**

**2003, August-December Senior Campaign Volunteer**

**Matt Gonzalez for Mayor, San Francisco**

**2001-2004 Chair/member**

**Learning Support Services Coalition - San Francisco**

Board development, policy creation and strategy planning

Notable: Concerns with school social workers, psychologists, counselors and nurses in San Francisco Unified School District

-Led successful campaign to increase staff rolls of School Social Workers and Nurses in SF Unified School District through the passage of Prop H (Sup. Ammiano, 2004)

**2001-2010 Education & Training Team Coordinator**

**National Association of Social Workers (NASW)-CA Chapter; Social Action/Social Justice Council**

Provide educational and training plans and processes

Notable: Design and facilitate annual Social Action Workshop conference for over 300 participants

**2000-2002 Intern (required for college coursework)**

**Assemblywoman Carole Migden**

Case mgmt., field work, policy analysis

Notable: Helped countless constituents; co-brokered funding for CALLES Anti-Gang/Violence Prevention Program; gave presentations on behalf of the Assemblywoman.

**2000-2003 Steering committee member**

**Education In Action (EIA)**

Fundraising and community organizing

**1999-2001 Worker Representative**

**CA Department of Industrial Relations, Commission on Health & Safety and Worker's Compensation (CHSWC) Advisory Committee**

**1999-2000 Intern** (required for college coursework)

**Roma Guy, MSW, Supervisor, Bay Area Homelessness Program (BAHP), S.F., CA**

Case manager and disability coordinator

**1998-2000 Intern** (required for college coursework)

**Tenant/Owner Development Corp (TODCO), S.F., CA**

Notable: Created computerized map of housing inventory in the South of market district of S.F.

**1994-2000 Peer counselor/Presenter**

**East Bay RSI Support Group, Oakland, CA**

**1994-2000 Community advocate**

**WORKSAFE! Representing workplace safety and workers' compensation policy**

**1993-1997 Advisor and creative consultant**

**Health Arts Wellness Services, Berkeley, CA**

Notable: Development of The Desktop Vacation<sup>tm</sup>, on-site ergonomic preventative health and safety programs for business, and Stress Warning Radar<sup>tm</sup>.

**1993-1997 Consultant and producer/director**

**Vision Arts Video/Media Research Associates, S.F., CA**

Notable: Consultant for video productions of educational videos of Chinese internal health & martial arts.

**1991-present Health Educator/Instructor**

**Integral Ch'uan Institute, Berkeley, CA**

Instructor for the martial and health art of Ch'i Kung(Qigong), T'ai Chi Ch'uan(taijiquan) & other Chinese Internal Arts; general operations of school; develop & manage website and arrange international touring circuit.

**1992-97 National Executive Secretary, Chinese Martial Arts Program & Level 1 Judge**

**Amateur Athletic Union (AAU), Orlando, FL**

**1991-92 Assemblyline trainer and supervisor, End-of-line technician**

**Audible Illusions**

All provisions from ground-up assembly through delivery of esoteric, electronic audio components and speakers.

**1990-91 Trail guide, wrangler, ranch hand**

**Holidays On Horseback, Descanso, CA**

Performed all duties of ranch management including dispatching and care of over forty horses and other farm animals.

**1986-90 Owner**

**Counter Theft/Clandestine Enterprises, Mamaroneck/Harrison, NY**

Sales, Service and Installation of professional-grade wireless/wired security products, telephone and data systems, closed-circuit video, Audio and cable systems, trained complete staff including motivational management and ergonomic health & safety.

**1981-87 Owner**

**BG's Autosound/Westchester Autophonics, Ltd., White Plains, NY**

Duties: Sales service, Installation of custom, esoteric car audio systems, burglar alarms and accessories, trained complete staff including motivational management and workplace/ergonomic health & safety.

**1994-1998 Peace Officer of the State of New York, Supervisor/Agent**

**Yonkers' Society for the Prevention of Cruelty to Children (SPCC), Yonkers, NY**

Duties: Sworn supervisor/agent for NY state chartered nonprofit agency in the investigation and protection of child abuse & neglect victims.

**1983-85 Partner & Talent Manager**

**IMMP Media productions, Ltd., Hartsdale/New York, NY**

Duties: Oversight on business operations, provided contacts, Public Relations, and consulted & advised talent agents.

**1981-1990 Instructor/Student**

**Red Lion T'ai Chi Ch'uan School, Dobbs Ferry, NY**

Duties: Instructed others in the nature, study & practice of T'ai Chi as a health preventative maintenance program, philosophy and martial art. Learned the art of teaching and assessing student's needs.

**1976-82 Sound reinforcement engineer, technician, operator and stage hand**

**Pragmatech Sound Corp., New Rochelle/Bronx, NY**

Duties: All facets of business & operations on-the-road.

**EDUCATION ACTIVITY, STUDENT GOVERNMENT & CAMPUS POSITIONS**

**San Francisco State University, S.F., CA**

**1999-2000 President**

**Associated Students of San Francisco State University, Inc. (ASISFSU), SF, CA**

Notable: developed campus shared governance program for student participation; Prevented student fee increase; Organized students on campus policies on sweatshops; Co-wrote Gloria Romero Open Meetings Act of 2000; Organized students on housing & homelessness issues; CFA Teach-in speaker

**1998-99, 2001-2002 College of Health & Human Services Representative & Chief Justice/Parliamentarian**

**Associated Students of San Francisco State University, Inc. (ASISFSU), SF, CA**

Notable: Developed book loan program; Organized students on prison industrial complex; Organized students on athletics issues; Revise bylaws & policies; Organized students on housing & homelessness issues; Organized students on disability issues; CFA Teach-in speaker

**2002-2003 Vice-President of External Affairs**

**Associated Students of San Francisco State University, Inc. (ASISFSU), SF, CA  
& CA State Student Association (CSSA) Legislative Affairs Officer & Chair**

Notable: Brought accountability to organization; Carried legislation to Capitol; Coordinated with Legislative Affairs Director on legislation & lobbying efforts; Wrote legislation & policies; Oversaw Lobby Corps officer & clinic; Oversaw CHES

**1998-2003 Shared Governance**

**Associated Students of San Francisco State University, Inc. (ASISFSU), SF, CA**

CSU: CalState Chancellor's Advisory Cmte. On Services To Students With Disabilities.

SFSU: Student affairs cmte., Advisory Cmte. On Students, Faculty & Staff with Disabilities, College of Extended Learning Dean Search Cmte., Student/Campus Fee Advisory Cmte., Human Relations Advisory Cmte., Academic Senate, Franciscan Shops, Inc. Board of Directors

**City College of San Francisco (CCSF), S.F., CA**

**Notable: Taught the nature of stress management and preventative health care in the workplace.**

1995-2000 Instructor for Faculty/staff Flex Days; Featured guest speaker for Concert & Lecture series; Instructor for various classes (volunteer)

**City College of San Francisco (CCSF), S.F., CA**

**1997-98 Executive Vice-president/Vice-president of Administration**

**Associated Students of CCSF (student activity)**

**1996-97 Director of Technology**

**Associated Students of CCSF (student activity)**

**1996-98 Campus Representative**

**California State Assn. of Community Colleges (CALSAACC) (student activity)**

**1996-98 Campus Representative**

**United States Student Assn. (student activity)**

Notable: Work on Dream Act with Senator Paul Wellstone

**1996-97 Intern**

**High tech Center for Disabled People at CCSF**

Assist and aide users in the use of computers, software and stress management.

**1995-98 Member/Organizer**

**Political Action Coalition at CCSF**

Notable: No on Props 209, 187; Yes on Props 221, 227

**1995-1998 Created T'ai Chi club**

**1995-1997 Member**

-Disabled Students Club

-Shared Governance at CCSF

- College Advisory Council, Teaching & Learning Technology Roundtable, Academic Policies Cmte., Computer Policies cmte., Campus Arts Cmte.



## **EDUCATION**

### **San Francisco State University (SFSU), S.F., CA**

School of Social Work

Graduated: Bachelor's in Social Work (B.S.W.), 2000

Post-Graduate: Master's in Social Work (M.S.W.), 2004

### **City College of San Francisco (CCSF); S.F., CA**

Undergraduate, focus: Social Work, Interpersonal Communication,  
Adaptive technology, labor studies 1995-98

High Tech Center, intern

T'ai Chi Club. President

Disability Rights Club, member

### **Institute for Audio Research; Greenwich Village, NY**

Audio engineering, 1979-80

All facets from the nature and physics of sound to production & mastering.

### **Monmouth College; West Long Branch, NJ**

Undergraduate, electronic Engineering, 1978-79

Technician & Deejay for WMCX-Fm stereo; Technician and operator of audio/visual; Lighting, audio  
& production designer for drama dept.

### **New Rochelle High School; New Rochelle, NY**

Graduate, class of 1978

Audio/visual & technology operator, Stage crew, lighting/audio designer and engineer.

## **Relevant Skills and Experience**

### **Social work:**

- non-profit mgmt
- grantwriting & fundraising
- organizational development
- empowering and motivating organizational steps
- conflict & crisis mgmt
- Policy development
- budget development & tracking
- program development
- leadership & group development
- Interviewing & counseling
- Working w/ diverse communities
- Recognizing students' needs in the context of personal, family and community and applying methods of resolution
- Community organizing
- Legal & business experience w/ 501c3 nonprofits specializing in student gov'ts
- Meeting facilitation

### **Business:**

- Program development
  - Budget & finance
  - Human resources
  - Risk mgmt
  - Workplace safety
  - Bylaws/Policy/Resolutions creation, development & revision
  - Org'l development
  - Meeting facilitation with parliamentarian skills
  - Board development
  - Office mgmt
  - IT mgmt, network infrastructure & security
  - Communications systems
  - Social office communication
  - Inventory control
  - External resource assessment
- References furnished upon request
- Org'l legal aspects
  - Political analysis & legislation development
  - Contracts & agreements
  - Org'l direction for electoral campaigns
  - Facilities mgmt & operations

### **Related skills & experience:**

- Insurance
- Risk mgmt
- Workplace safety
- Counseling on business issues
- Org'l direction for electoral campaigns
- IT, network and website mgmt
- Policy & Legislative creation & analysis

### **Skills**

- Interpersonal communicator
- Computer technology: Windows, Macintosh, networks; Experienced with voice-recognition applications, i.e., DragonDictate® and many other computer programs;
- Advanced experience of Internet
- Proficient in the art of T'ai Chi Ch'uan and other Chinese Internal Health Arts
- Ability to assess others learning processes and skills, and occupational talents
- Experienced in the teaching process
- Experienced working with people with disabilities in various settings
- Calm, patient, attentive, supportive listener
- Assertive towards reaching goals
- Resourceful, motivated and contributing
- Cheerful, respectful and sensitive to others' needs

**STATEMENT OF ECONOMIC INTERESTS**

**COVER PAGE**

1287785

Please type or print in ink.

NAME OF FILER (LAST) (FIRST) (MIDDLE)  
Wolfe, Bruce

**1. Office, Agency, or Court**

Agency Name (Do not use acronyms)

City and County of San Francisco

Division, Board, Department, District, if applicable Your Position

Sunshine Ordinance Task Force Member

► If filing for multiple positions, list below or on an attachment. (Do not use acronyms)

Agency: \_\_\_\_\_ Position: \_\_\_\_\_

**2. Jurisdiction of Office (Check at least one box)**

- State
- Multi-County \_\_\_\_\_
- City of \_\_\_\_\_
- Judge, Retired Judge, Pro Tem Judge, or Court Commissioner (Statewide Jurisdiction)
- County of San Francisco
- Other \_\_\_\_\_

**3. Type of Statement (Check at least one box)**

- Annual:** The period covered is January 1, 2019 through December 31, 2019
- or-
- The period covered is \_\_\_\_/\_\_\_\_/\_\_\_\_, through December 31, 2019
- Assuming Office:** Date assumed \_\_\_\_/\_\_\_\_/\_\_\_\_
- Leaving Office:** Date Left \_\_\_\_/\_\_\_\_/\_\_\_\_ (Check one circle)
- The period covered is January 1, 2019 through the date of leaving office.
- The period covered is \_\_\_\_/\_\_\_\_/\_\_\_\_, through the date of leaving office.
- Candidate:** Date of Election \_\_\_\_\_ and office sought, if different than Part 1: \_\_\_\_\_

**4. Schedule Summary (must complete) ► Total number of pages including this cover page: 1**

**Schedules attached**

- Schedule A-1 - Investments** – schedule attached
- Schedule A-2 - Investments** – schedule attached
- Schedule B - Real Property** – schedule attached
- Schedule C - Income, Loans, & Business Positions** – schedule attached
- Schedule D - Income – Gifts** – schedule attached
- Schedule E - Income – Gifts – Travel Payments** – schedule attached

-or-

**None - No reportable interests on any schedule**

**5. Verification**

MAILING ADDRESS	STREET	CITY	STATE	ZIP CODE
(Business or Agency Address Recommended - Public Document)		San Francisco	CA	94117
		E-MAIL ADDRESS		
		sotf@brucewolfe.net		

I have used all reasonable diligence in preparing this statement. I have reviewed this statement and to the best of my knowledge the information contained herein and in any attached schedules is true and complete. I acknowledge this is a public document.

I certify under penalty of perjury under the laws of the State of California that the foregoing is true and correct.

Date Signed 03/03/2020  
(month, day, year)

Signature Bruce Wolfe  
(File the originally signed paper statement with your filing official.)

BOARD of SUPERVISORS



City Hall  
1 Dr. Carlton B. Goodlett Place, Room 244  
San Francisco 94102-4689  
Tel. No. 554-5184  
Fax No. 554-5163  
TDD/TTY No. 554-5227

## VACANCY NOTICE

### SUNSHINE ORDINANCE TASK FORCE

Replaces All Previous Notices

NOTICE IS HEREBY GIVEN of the following **vacancies, upcoming term expirations** and information on currently held seats, appointed by the Board of Supervisors:

Seat 1, Dean Schmidt, term expiring April 27, 2022, must be nominated by the local chapter of the Society of Professional Journalists and be an attorney, for a two-year term.

Seat 2, Lila LaHood, term expiring April 27, 2022, must be nominated by the local chapter of the Society of Professional Journalists and be a journalist, for a two-year term.

Seat 3, Kevin Frazier, term expiring April 27, 2022, must be a member from the press or electronic media, for a two-year term.

**Seat 4**, succeeding Jaya Padmanabhan, term expiring April 27, 2021, must be nominated by the local chapter of the Society of Professional Journalists and be either a journalist from a racial/ethnic-minority-owned news organization, a journalist whose work focuses on issues impacting minority racial or ethnic communities, or a journalist who works with a media organization or publication whose target audience is a minority racial or ethnic community. For purposes of this subsection (a), the term "journalist" shall be interpreted broadly, including but not limited to freelance journalists, photographers, and videographers, for a two-year term ending April 27, 2023.

Seat 5, Jennifer Wong, term expiring April 27, 2022, must be nominated by the local chapter of the League of Women Voters, for a two-year term.

Seat 6, Laura Stein, term expiring April 27, 2022, must be a member of the public experienced in consumer advocacy, for a two-year term.

Seat 7, Matthew Yankee, term expiring April 27, 2022, must be a member of the public experienced in consumer advocacy, for a two-year term.

Seat 8, Chris Hyland, term expiring April 27, 2021, must have demonstrated interest in, or have experience in, the issues of citizen access and participation in local government, for a two-year term expiring April 27, 2023.

Seat 9, Laurie Jones Neighbors, term expiring April 27, 2022, must have demonstrated interest in, or have experience in, the issues of citizen access and participation in local government, for a two-year term.

Seat 10, Kai Forsley, term expiring April 27, 2022, must have demonstrated interest in, or have experience in, the issues of citizen access and participation in local government, for a two-year term.

**Seat 11**, succeeding Bruce Wolfe, term expiring April 27, 2021, must have demonstrated interest in, or have experience in, the issues of citizen access and participation in local government, for a two-year term ending April 27, 2023.

**Additional Qualifications:** At all times, the Task Force shall include at least one member who shall be a member of the public who is physically handicapped. All members must have experience and/or demonstrated interest in the issues of citizen access and participation in local government.

**Reports:** The Task Force shall receive and review the Annual Report of the Supervisor of Public Records and may request additional reports or information, as it deems necessary. It shall also issue public reports, as it sees fit, evaluating compliance with the Sunshine Ordinance (Administrative Code, Chapter 67) and related California laws by the City or any department, officer, or official thereof.

**Sunset Date:** None.

Additional information relating to the Sunshine Ordinance Task Force, or other seats on this body that are appointed by another authority, may be obtained by reviewing Administrative Code, Section 67.30, at <http://www.sfbos.org/sfmunicodes> or by visiting their website at <http://www.sfbos.org/sunshine>.

Pursuant to Board of Supervisors Rules of Order 2.19 (Motion No. 05-92) all applicants applying for this Commission must complete and submit, with their application, a copy (**not original**) of Form 700, Statement of Economic Interests. Applications will not be considered if a copy of Form 700 is not received. Form 700, Statement of Economic Interests, may be obtained at <http://www.sfbos.org/form700>.

Interested persons may obtain an application from the Board of Supervisors website at [http://www.sfbos.org/vacancy\\_application](http://www.sfbos.org/vacancy_application) or from the Rules Committee Clerk, 1 Dr. Carlton B. Goodlett Place, Room 244, San Francisco, CA 94102-4689. Completed applications should be submitted to the Clerk of the Board. All applicants must be residents of San Francisco, unless otherwise stated.

**Next Steps:** Applicants who meet minimum qualifications will be contacted by the Rules Committee Clerk once the Rules Committee Chair determines the date of the hearing. Members of the Rules Committee will consider the appointment(s) at the meeting and applicant(s) may be asked to state their qualifications. The appointment(s)

of the individual(s) who are recommended by the Rules Committee will be forwarded to the Board of Supervisors for final approval.

*Please Note: Depending upon the posting date, a vacancy may have already been filled. To determine if a vacancy for this Task Force is still available, or if you require additional information, please call the Rules Committee Clerk at (415) 554-5184.*



Angela Calvillo  
Clerk of the Board

vy:em:ams

DATED/POSTED: February 26, 2021

San Francisco  
BOARD OF SUPERVISORS

Date Printed: March 22, 2017

Date Established:

August 18, 1993

Active

---

**SUNSHINE ORDINANCE TASK FORCE**

---

**Contact and Address:**

Victor Young Administrator  
Board of Supervisors  
City Hall, Room 244  
San Francisco, CA 94102

Phone: (415) 554-5184

Fax: (415) 554-5163

Email: sotf@sfgov.org

**Authority:**

---

Administrative Code, Section 67.30 (Ordinance Nos. 265-93; 118-94; 432-94; 287-96; 198-96; 387-98; and Proposition G, November 1999)

---

**Board Qualifications:**

---

The Sunshine Ordinance Task Force (the "Task Force") was established to advise the Board of Supervisors and provide information to other City departments on appropriate ways in which to implement Administrative Code, Chapter 67 (The San Francisco Sunshine Ordinance of 1999) (the "Ordinance"). The Task Force shall develop goals to ensure practice and timely implementation of the Ordinance; propose amendments to the Ordinance; receive and review the annual report of the Supervisor of Public Records and may request additional reports or information; and make referrals to a municipal office with enforcement power under the Ordinance, the California Public Records Act, or the Brown Act, whenever it concludes a person has violated the provisions of the Ordinance.

The Task Force consists of a total of thirteen (13) members:

- > Eleven (11) voting members appointed by the Board of Supervisors
  - Two (2) members nominated by the local chapter of the Society of Professional Journalists; one (1) shall be an attorney and one (1) shall be a journalist.
  - One (1) member shall be a member from the press or electronic media.
  - One (1) member shall be a journalist from a racial/ethnic-minority-owned news organization and nominated by New California Media.
  - One (1) member nominated by the local chapter of the League of Women Voters.
  - Two (2) members of the public experienced in consumer advocacy.
  - Four (4) members of the public who have demonstrated interest in, or have experience in,

San Francisco  
BOARD OF SUPERVISORS

---

the issues of citizen access and participation in local government.

- > One (1) member shall be the Mayor, or his/her designee, and serve as a non-voting member.
- > One (1) member shall be the Clerk of the Board of Supervisors, or his/her designee, and serve as a non-voting member.

At all times, the Task Force shall include at least one member who shall be a member of the public who is physically handicapped. All members must have experience and/or demonstrated interest in the issues of citizen access and participation in local government. The City Attorney's Office shall assign an attorney to the Task Force who is experienced in public-access law matters and serve as a legal advisor and advocate to the Task Force.

The term of each appointed member shall be two years unless removed by the Board of Supervisors. In the event of such removal or vacancy during the term of office of any appointive member, a successor shall be appointed for the unexpired term of the office vacated.

In addition to regular Task Force meetings, Task Force members are expected to participate in committee work.

Reports: The Task Force shall report annually to the Board of Supervisors on any practical or policy problems encountered in the Administration of the Ordinance. The Task Force shall, as it sees fit, issue public reports evaluating compliance with the Ordinance and related California laws by the City or any department, office or official.

Sunset Date: None.

---



# ***GENDER ANALYSIS OF COMMISSIONS AND BOARDS***

---



City and County of San Francisco  
London N. Breed  
Mayor

Department on the Status of Women  
Emily M. Murase, PhD  
Director



## Acknowledgements

---

The data collection and analysis for this report was conducted by Public Policy Fellow Diana McCaffrey with support from Policy and Projects Director Elizabeth Newman, Associate Director Carol Sacco, and Director Emily Murase, PhD, at the San Francisco Department on the Status of Women.

The San Francisco Department on the Status of Women would like to thank the various policy body members, Commission secretaries, and department staff who graciously assisted in collecting demographic data and providing information about their respective policy bodies.

### **San Francisco Commission on the Status of Women**

President Debbie Mesloh

Vice President Breanna Zwart

Commissioner Shokooh Miry

Commissioner Carrie Schwab-Pomerantz

Commissioner Andrea Shorter

Commissioner Julie D. Soo

Emily M. Murase, PhD, Director  
Department on the Status of Women

This report is available at the San Francisco Department on the Status of Women website, <https://sfgov.org/dosw/gender-analysis-reports>.

# Contents

---

Table of Figures .....	3
Executive Summary.....	4
I. Introduction .....	7
II. Gender Analysis Findings .....	8
A. Gender .....	8
B. Race and Ethnicity.....	11
C. Race and Ethnicity by Gender .....	14
D. LGBTQ Identity.....	16
E. Disability Status.....	16
F. Veteran Status.....	17
G. Policy Bodies by Budget.....	18
H. Comparison of Advisory Body and Commission and Board Demographics .....	19
I. Demographics of Mayoral, Supervisorial, and Total Appointees .....	20
III. Conclusion.....	21
IV. Methodology and Limitations.....	23
Appendix .....	24

## Table of Figures

---

Figure 1: Summary Data of Policy Body Demographics, 2019.....	8
Figure 2: 10-Year Comparison of Representation of Women on Policy Bodies .....	8
Figure 3: Commissions and Boards with Highest Percentages of Women, 2019 Compared to 2017, 2015..	9
.....	9
Figure 4: Commissions and Boards with Lowest Percentage of Women, 2019 Compared to 2017, 2015..	10
.....	10
Figure 5: Advisory Bodies with the Highest and Lowest Percentage of Women, 2019.....	10
Figure 6: 10-Year Comparison of People of Color’s Representation of Policy Bodies.....	11
Figure 7: Race and Ethnicity of Appointees Compared to San Francisco Population, 2019.....	12
Figure 8: Commissions and Boards with Highest Percentage of People of Color, 2019 Compared to 2017, 2015 .....	12
Figure 9: Commissions and Boards with Lowest Percentage of People of Color, 2019 Compared to 2017, 2015 .....	13
Figure 10: Advisory Bodies with the Highest and Lowest Percentage of People of Color, 2019.....	14
Figure 11: 10-Year Comparison of Representation of Women of Color on Policy Bodies.....	14
Figure 12: Appointees by Race/Ethnicity and Gender, 2019 .....	15
Figure 13: San Francisco Population by Race/Ethnicity, 2019 .....	15
Figure 14: LGBTQ Identity of Appointees, 2019 .....	16
Figure 15: LGBTQ Population of Appointees, 2019 .....	16
Figure 16: San Francisco Adult Population with a Disability by Gender, 2017 .....	17
Figure 17: Appointees with One or More Disabilities by Gender, 2019 .....	17
Figure 18: San Francisco Adult Population with Military Service by Gender, 2017.....	17
Figure 19: Appointees with Military Service, 2019.....	17
Figure 20: Percent of Women, Women of Color, and People of Color on Commissions and Boards with Largest and Smallest Budgets in Fiscal Year 2018-2019 .....	18
Figure 21: Demographics of Commissions and Boards with Largest Budgets, 2019 .....	19
Figure 22: Demographics of Commissions and Boards with Smallest Budgets, 2019 .....	19
Figure 23: Demographics of Appointees on Commission and Boards and Advisory Bodies, 2019 .....	20
Figure 24: Demographics of Mayoral, Supervisorial, and Total Appointees, 2019 .....	20
Figure 25: Policy Body Demographics, 2019.....	24
Figure 26: San Francisco Population Estimates by Race/Ethnicity, 2017 .....	26
Figure 27: San Francisco Population Estimates by Race/Ethnicity and Gender, 2017 .....	26

## Executive Summary

In 2008, San Francisco voters overwhelmingly approved a City Charter Amendment (section 4.101) establishing as City policy for the membership of Commissions and Boards to reflect the diversity of San Francisco’s population, and that appointing officials be urged to support the nomination, appointment, and confirmation of these candidates. Additionally, it requires the San Francisco Department on the Status of Women to conduct and publish a gender analysis of Commissions and Boards every two years.

The *2019 Gender Analysis of Commissions and Boards* includes more policy bodies such as task forces, committees, and advisory bodies, than previous analyses, which were limited to Commissions and Boards. Data was collected from 84 policy bodies and from a total of 741 members mostly appointed by the Mayor and Board of Supervisors. These policy bodies fall under two categories designated by the San Francisco Office of the City Attorney.<sup>1</sup> The first category, referred to as “Commissions and Boards,” are policy bodies with decision-making authority and whose members are required to submit financial disclosures to the Ethics Commission. The second category, referred to as “Advisory Bodies,” are policy bodies with advisory function whose members do *not* submit financial disclosures to the Ethics Commission. This report examines policy bodies and appointees both comprehensively as a whole and separately by the two categories.

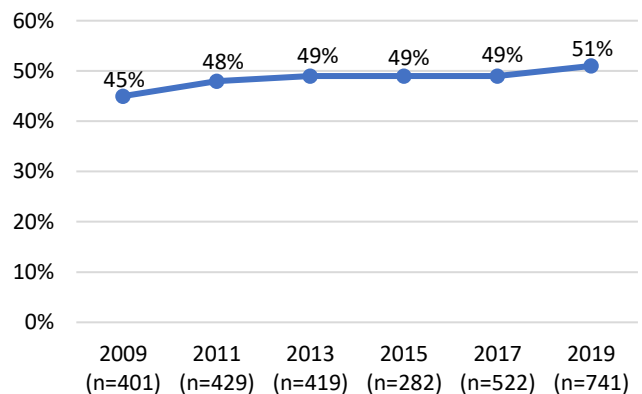
The *2019 Gender Analysis* evaluates the representation of women; people of color; lesbian, gay, bisexual, transgender, queer, and questioning (LGBTQ) individuals; people with disabilities; and veterans on San Francisco policy bodies.

### Key Findings

#### Gender

- Women’s representation on policy bodies is 51%, slightly above parity with the San Francisco female population of 49%.
- Since 2009, there has been a small but steady increase in the representation of women on San Francisco policy bodies.

**10-Year Comparison of Representation of Women on Policy Bodies**



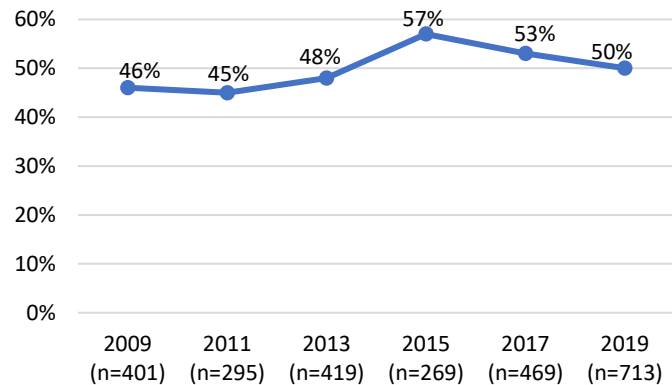
Source: SF DOSW Data Collection & Analysis.

<sup>1</sup> “List of City Boards, Commissions, and Advisory Bodies Created by Charter, Ordinance, or Statute,” Office of the City Attorney, <https://www.sfcityattorney.org/wp-content/uploads/2016/01/Commission-List-08252017.pdf>, (August 25, 2017).

## Race and Ethnicity

- People of color are underrepresented on policy bodies compared to the population. Although people of color comprise 62% of San Francisco’s population, just 50% of appointees identify as a race other than white.
- While the overall representation of people of color has increased between 2009 and 2019, as the Department collected data on more appointees, the representation of people of color has decreased over the last few years. The percentage of appointees of color decreased from 53% in 2017 to 49% in 2019.
- As found in previous reports, Latinx and Asian groups are underrepresented on San Francisco policy bodies compared to the population. Latinx individuals are 14% of the population but make up only 8% of appointees. Asian individuals are 31% of the population but make up only 18% of appointees.

**10-Year Comparison of Representation of People of Color on Policy Bodies**

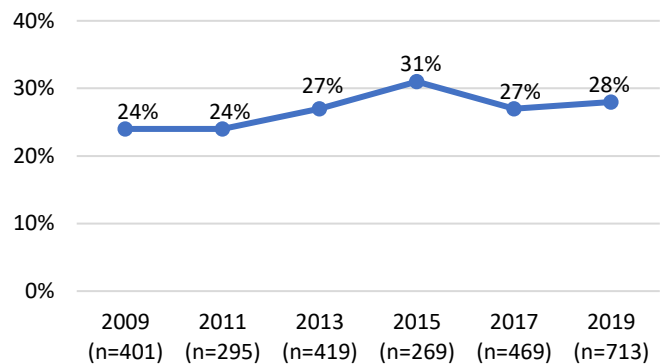


Source: SF DOSW Data Collection & Analysis.

## Race and Ethnicity by Gender

- On the whole, women of color are 32% of the San Francisco population, and 28% of appointees. Although still below parity, 28% is a slight increase compared to 2017, which showed 27% women of color appointees.
- Meanwhile, men of color are underrepresented at 21% of appointees compared to 31% of the San Francisco population.
- Both White women and men are overrepresented on San Francisco policy bodies. White women are 23% of appointees compared to 17% of the San Francisco population. White men are 26% of appointees compared to 20% of the population.
- Black and African American women and men are well-represented on San Francisco policy bodies. Black women are 9% of appointees compared to 2.4% of the population, and Black men are 5% of appointees compared to 2.5% of the population.
- Latinx women are 7% of the San Francisco population but 3% of appointees, and Latinx men are 7% of the population but 5% of appointees.
- Asian women are 17% of the San Francisco population but 11% of appointees, and Asian men are 15% of the population but just 7% of appointees.

**10-Year Comparison of Representation of Women of Color on Policy Bodies**



Source: SF DOSW Data Collection & Analysis.

### Additional Demographics

- Out of the 74% of appointees who responded to the survey question on LGBTQ identity, 19% identify as lesbian, gay, bisexual, transgender, nonbinary, queer, or questioning, and 81% of appointees identify as straight/heterosexual.
- Out of the 70% of appointees who responded to the question on disability, 11% identify as having one or more disabilities, which is just below the 12% of the adult population with a disability in San Francisco.
- Out of the 67% of appointees who responded to the question on veteran status, 7% have served in the military compared to 3% of the San Francisco population.

### Proxies for Influence: Budget & Authority

- Although women are half of all appointees, those Commissions and Boards with the largest budgets have fewer women and especially fewer women of color. Meanwhile, women exceed representation on Boards and Commissions with the smallest budgets and women of color reach parity with the population on the smallest budgeted Commissions and Boards.
- Although still underrepresented relative to the San Francisco population, there is a larger percentage of people of color on Commissions and Boards with both the largest and smallest budgets compared to overall appointees.
- The percentage of total women is greater on Advisory Bodies than Commissions and Boards. Women are 54% of appointees on Advisory Bodies and 48% of appointees on Commissions and Boards. However, the percentages of people of color and women of color on Commissions and Boards exceed the percentages of people of color and women of color on Advisory Bodies.

### Appointing Authorities

- Mayoral appointments include 55% women, 52% people of color, and 30% women of color, which is more diverse by gender and race compared to both Supervisorial appointments and total appointments.

### Demographics of Appointees Compared to the San Francisco Population

	Women	People of Color	Women of Color	LGBTQ	Disability Status	Veteran Status
San Francisco Population	49%	62%	32%	6%-15%*	12%	3%
Total Appointees	51%	50%	28%	19%	11%	7%
10 Largest Budgeted Commissions & Boards	41%	55%	23%			
10 Smallest Budgeted Commissions & Boards	52%	54%	32%			
Commissions and Boards	48%	52%	30%			
Advisory Bodies	54%	49%	28%			

Sources: 2017 American Community Survey 5-Year Estimates, SF DOSW Data Collection & Analysis, 2019, \*Note: Estimates vary by source. See page 16 for a detailed breakdown.

## I. Introduction

---

Inspired by the 4th UN World Conference on Women in Beijing, San Francisco became the first city in the world to adopt a local ordinance reflecting the principles of the U.N. Convention on the Elimination of All Forms of Discrimination (CEDAW), an international bill of rights for women. The CEDAW Ordinance was passed unanimously by the San Francisco Board of Supervisors and signed into law by Mayor Willie L. Brown, Jr. on April 13, 1998.<sup>2</sup> In 2002, the CEDAW Ordinance was revised to address the intersection of race and gender and incorporate reference to the UN Convention on the Elimination of all Forms of Race Discrimination. The Ordinance requires City Government to take proactive steps to ensure gender equity and specifies “gender analysis” as a preventive tool to identify and address discrimination. Since 1998, the Department on the Status of Women has employed this tool to analyze the operations of 10 City Departments using a gender lens.

In 2007, the Department on the Status of Women conducted the first gender analysis to evaluate the number of women appointed to City Commissions and Boards. The findings of this analysis informed a City Charter Amendment developed by the Board of Supervisors for the June 2008 Election. This City Charter Amendment (Section 4.101) was overwhelmingly approved by voters and made it city policy that:

- The membership of Commissions and Boards are to reflect the diversity of San Francisco’s population,
- Appointing officials are to be urged to support the nomination, appointment, and confirmation of these candidates, and
- The Department on the Status of Women is required to conduct and publish a gender analysis of Commissions and Boards every 2 years.

The *2019 Gender Analysis* examines the representation of women; people of color; lesbian, gay, bisexual, transgender, queer, and questioning (LGBTQ) individuals; people with disabilities; and veterans on San Francisco policy bodies primarily appointed by the Mayor and the Board of Supervisors. This year’s analysis included more outreach to policy bodies as compared to previous analyses that were limited to Commissions and Boards. As a result, more appointees were included in the data collection and analysis than even before. These policy bodies fall under two categories designated by the San Francisco Office of the City Attorney. The first category, referred to as “Commissions and Boards,” are policy bodies with decision-making authority and whose members are required to submit financial disclosures to the Ethics Commission, and the second category, referred to as “Advisory Bodies,” are policy bodies with advisory function whose members do not submit financial disclosures to the Ethics Commission. A detailed description of methodology and limitations can be found at the end of this report on page 23.

---

<sup>2</sup> San Francisco Administrative Code Chapter 33.A.  
[http://library.amlegal.com/nxt/gateway.dll/California/administrative/chapter33alocalimplementationoftheunited?f=templates\\$fn=default.htm\\$3.0\\$vid=amlegal:sanfrancisco\\_ca\\$anc=JD\\_Chapter33A](http://library.amlegal.com/nxt/gateway.dll/California/administrative/chapter33alocalimplementationoftheunited?f=templates$fn=default.htm$3.0$vid=amlegal:sanfrancisco_ca$anc=JD_Chapter33A).



## II. Gender Analysis Findings

Many aspects of San Francisco’s diversity are reflected in the overall population of appointees on San Francisco policy bodies. The analysis includes 84 policy bodies, of which 823 of the 887 seats are filled leaving 7% vacant. As outlined below in the summary chart, slightly more than half of appointees are women, half of appointees are people of color, 28% are women of color, 19% are LGBTQ, 11% have a disability, and 7% are veterans.

**Figure 1: Summary Data of Policy Body Demographics, 2019**

Appointee Demographics	Percentage of Appointees
Women (n=741)	51%
People of Color (n=706)	50%
Women of Color (n=706)	28%
LGBTQ Identified (n=548)	19%
People with Disabilities (n=516)	11%
Veteran Status (n=494)	7%

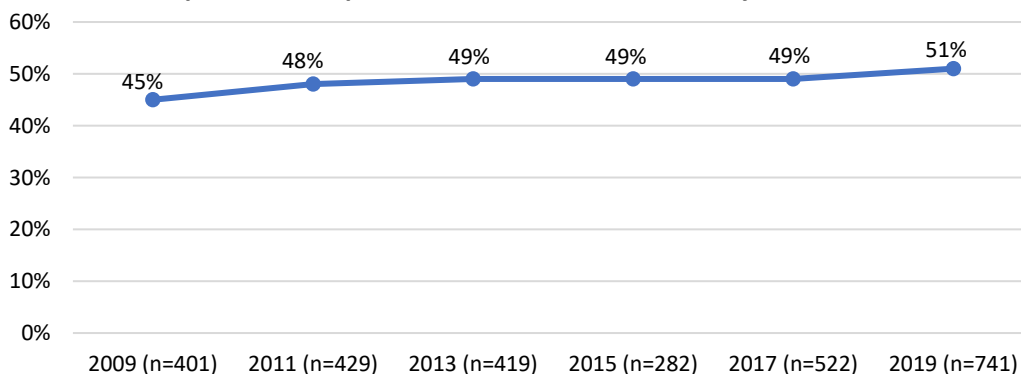
Source: SF DOSW Data Collection & Analysis.

However, further analysis reveals underrepresentation of particular groups. Subsequent sections present comprehensive data analysis providing comparison to previous years, detailing the variables of gender, race/ethnicity, LGBTQ identity, disability, veteran status, and policy body characteristics of budget size, decision-making authority, and appointment authority.

### A. Gender

On San Francisco policy bodies, 51% of appointees identify as women, which is slightly above parity compared to the San Francisco female population of 49%. The representation of women remained stable at 49% from 2013 until 2017. This year, the representation of women increased by 2 percentage points, which could be partly due to the larger sample size used in this year’s analysis compared to previous years. A 10-year comparison shows that the representation of women appointees has gradually increased since 2009 by a total of six percentage points.

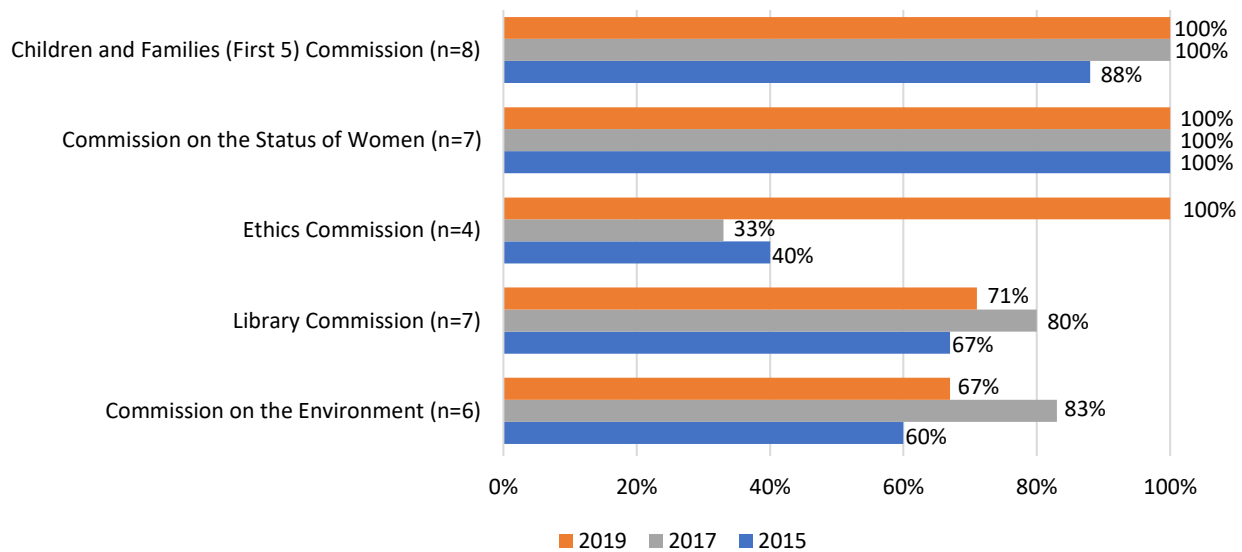
**Figure 2: 10-Year Comparison of Representation of Women on Policy Bodies**



Source: SF DOSW Data Collection & Analysis.

Figures 3 and 4 analyze Commissions and Boards. Figure 3 showcases the five Commissions and Boards with the highest representation of women appointees as compared to 2015 and 2013. The Children and Families (First Five) Commission and the Commission on the Status of Women are currently comprised of all women appointees. This finding has been consistent for the Commission on the Status of Women in 2015 and 2017. While the Ethics Commission has 100% women appointees, much more than 2015 and 2017, its small size of five appointees means that minimal changes in its demographic composition greatly impacts percentages. This is also the case for other policy bodies with a small number of members. The Library Commission and the Commission on the Environment are fourth and fifth on the list at 71% and 67% women, respectively, with long standing female majorities on each.

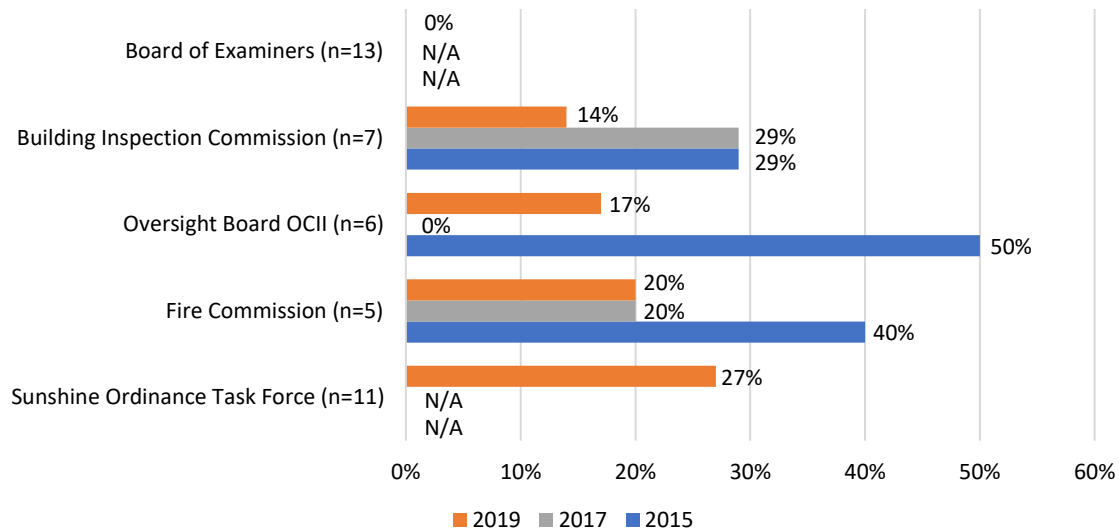
**Figure 3: Commissions and Boards with Highest Percentages of Women, 2019 Compared to 2017, 2015**



Source: SF DOSW Data Collection & Analysis.

Out of the Commissions and Boards in this section, 23 have 40% or less women. The five Commissions and Boards with the lowest representation of women are displayed in Figure 4. The lowest percentage is found on the Board of Examiners where currently *none* of the 13 appointees are women. Unfortunately, demographic data is unavailable for the Board of Examiners for 2017 and 2015. Next is the Building Inspection Commission at 14%, which is a decrease of female representation compared to 2017 and 2015. The Oversight Board of Community Investment and Infrastructure, Fire Commission, and Sunshine Ordinance Task Force also have some of the lowest percentages of women at 17%, 20%, and 27%, respectively. Unfortunately, the Sunshine Ordinance Task Force did not participate in previous analyses and therefore demographics data is unavailable for 2017 and 2015.

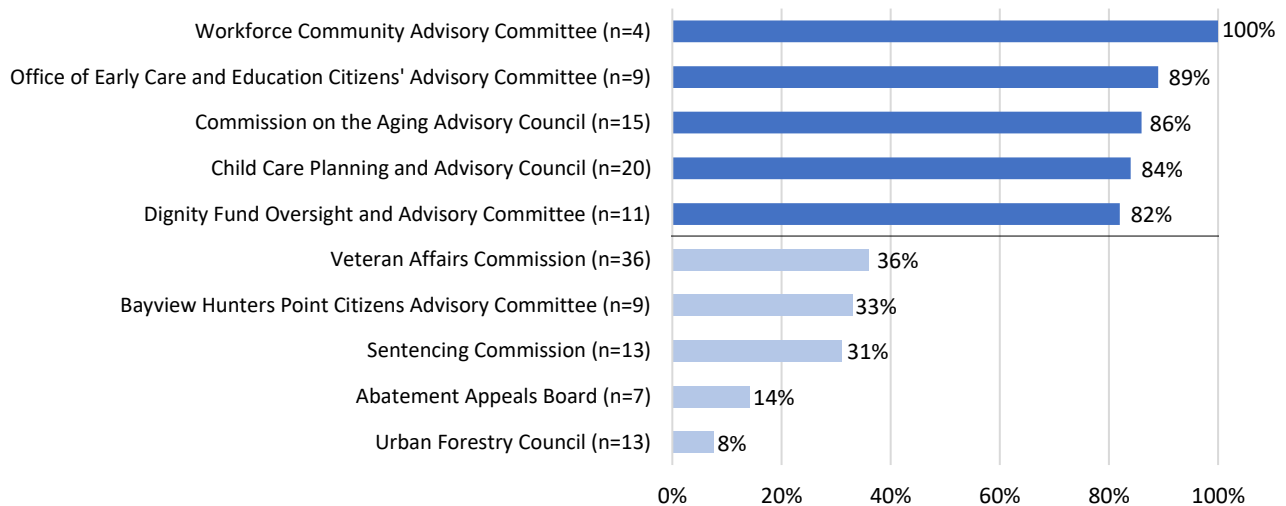
**Figure 4: Commissions and Boards with Lowest Percentage of Women, 2019 Compared to 2017, 2015**



Source: SF DOSW Data Collection & Analysis.

In addition to Commissions and Boards, Advisory Bodies were examined for the highest and lowest percentages of women. This is the first year such bodies have been included, thus comparison to previous years is unavailable. Figure 9 below displays the five Advisory Bodies with the highest and the five with the lowest representations of women. The Workforce Community Advisory Committees has the greatest representation of women at 100%, followed by the Office of Early Care and Education Citizen’s Advisory Committee at 89%. The Advisory Bodies with the lowest percentage of women are the Urban Forestry Council at 8% of the 13-member body and the Abatement Appeals Board at 14% of the 7-member body.

**Figure 5: Advisory Bodies with the Highest and Lowest Percentage of Women, 2019**

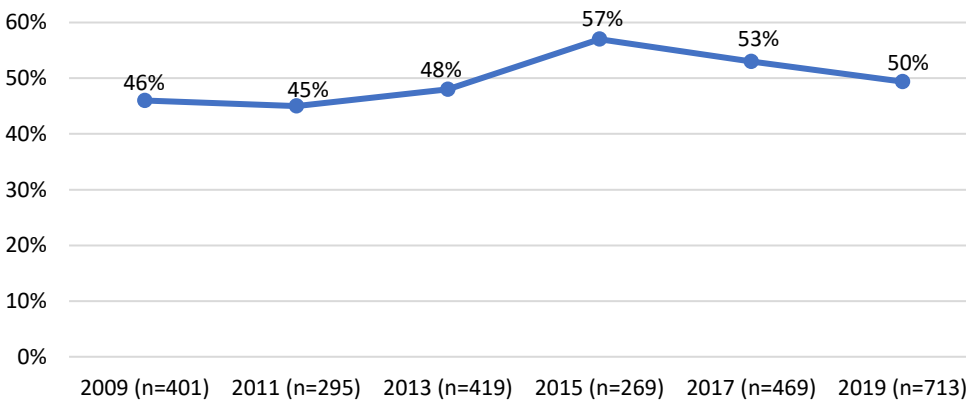


Source: SF DOSW Data Collection & Analysis.

## B. Race and Ethnicity

Data on racial and ethnic identity was collected for 706, or 95%, of the 741 surveyed appointees. Although half of appointees identify as a race or ethnicity other than white or Caucasian, people of color are still underrepresented compared to the San Francisco population of 62%. The representation of people of color has increased since 2009 but has decreased following 2015. The number of appointees analyzed increased substantially in 2017 and 2019 compared to 2015, and these larger data samples have coincided with smaller percentages of people of color. The percentage decrease following 2017 could be partially due to the inclusion of more policy and advisory bodies, as the representation of people of color on Commissions and Boards dropped only slightly from 53% in 2017 to 52% in 2019.

**Figure 6: 10-Year Comparison of Representation of People of Color on Policy Bodies**



Source: SF DOSW Data Collection & Analysis.

The racial and ethnic breakdown of policy body members compared to the San Francisco population is shown in Figure 7. This analysis reveals underrepresentation and overrepresentation in San Francisco policy bodies for certain racial and ethnic groups. Half of all appointees are white, an overrepresentation by more than 10 percentage points. The Black and African American community is well represented on appointed policy bodies at 14% compared to 5% of the population of San Francisco. Characterizing this as an overrepresentation is inaccurate given the representation of Black or African American people on policy bodies has been consistent over the years while the San Francisco population has declined over the same period.<sup>3</sup> Furthermore, the most recent nationwide estimate for the Black or African American population is 13%, which is nearly equal to the 14% of Black or African American appointees present on San Francisco policy bodies.<sup>4</sup>

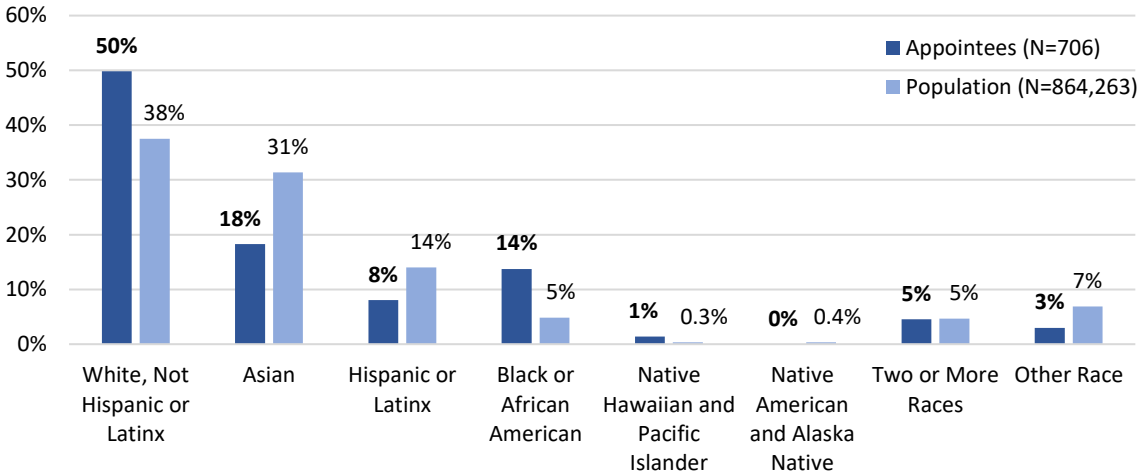
Considerably underrepresented racial and ethnic groups on San Francisco policy bodies compared to the San Francisco population are individuals who identify as Asian or Latinx. While Asians are 31% of the San Francisco population, they only make up 18% of appointees. While the Latinx population of San Francisco is 14%, only 8% of appointees are Latinx. Although there is a small population of Native

<sup>3</sup> Samir Gambhir and Stephen Menendian, "Racial Segregation in the Bay Area, Part 2," *Haas Institute for a Fair and Inclusive Society* (2018).

<sup>4</sup> US Census Bureau, 2018, Retrieved from <https://www.census.gov/quickfacts/fact/table/US/PST045218>.

Americans and Alaska Natives in San Francisco of 0.4%, none of the surveyed appointees identified themselves as such.

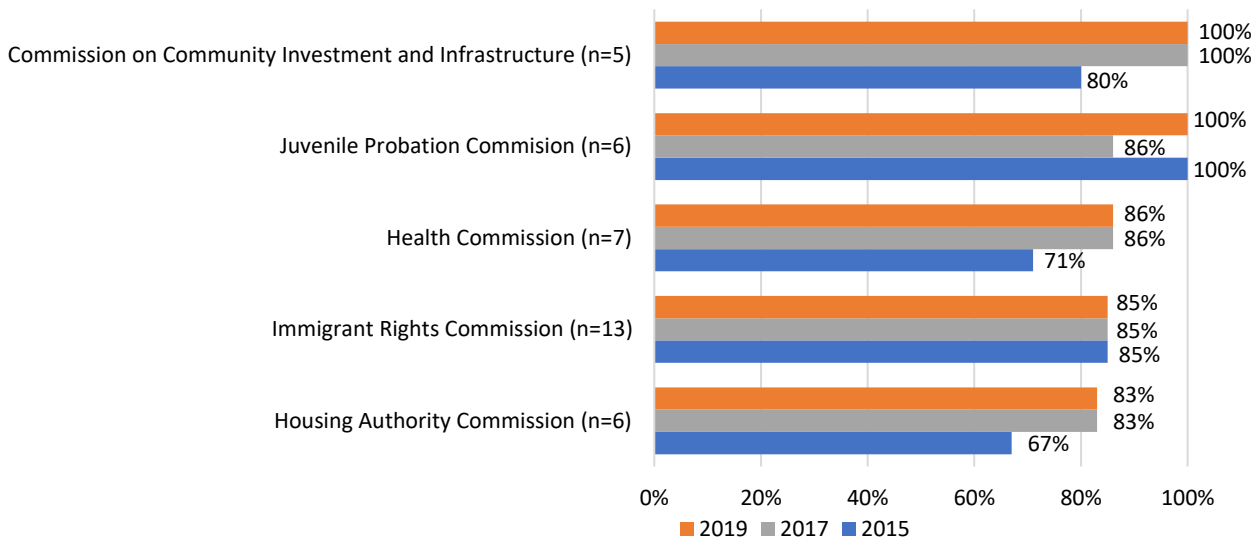
**Figure 7: Race and Ethnicity of Appointees Compared to San Francisco Population, 2019**



Sources: 2017 American Community Survey 5-Year Estimates, SF DOSW Data Collection & Analysis.

The next two graphs illustrate Commissions and Boards, and Advisory Bodies with the highest and lowest percentages of people of color. As shown in Figure 8, the Commission on Community Investment and Infrastructure remained at 100% from 2017, while the Juvenile Probation Commission has returned to 100% this year after a dip in 2017. Next is the Health Commission, Immigrant Rights Commission, and Housing Authority Commission at 86%, 85%, and 83%, respectively. Percentages of people of color on both the Health Commission and the Housing Authority Commission increased following 2015, and have remained consistent since 2017.

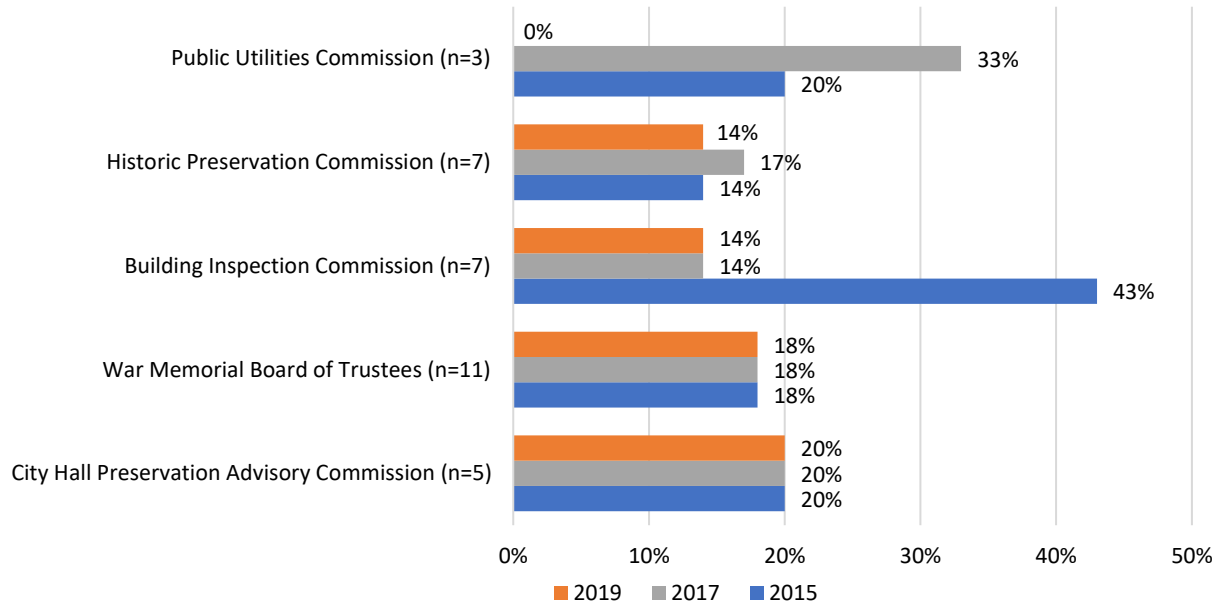
**Figure 8: Commissions and Boards with Highest Percentage of People of Color, 2019 Compared to 2017, 2015**



Source: SF DOSW Data Collection & Analysis.

There are 23 policy bodies that have 40% or less appointees who identified a racial and ethnic category other than white. Although the Public Utilities Commission has two vacancies, *none* of the current appointees identify as people of color. The Historic Preservation Commission and Building Inspection Commission are both at 14% representation for people of color. The Building Inspection Commission had a large drop from 43% in 2015, with the percentage of people of color decreasing to 14% in 2017 and remaining at this percent for 2019. Lastly, the War Memorial Board of Trustees and City Hall Preservation Advisory Commission have 18% and 20%, respectively.

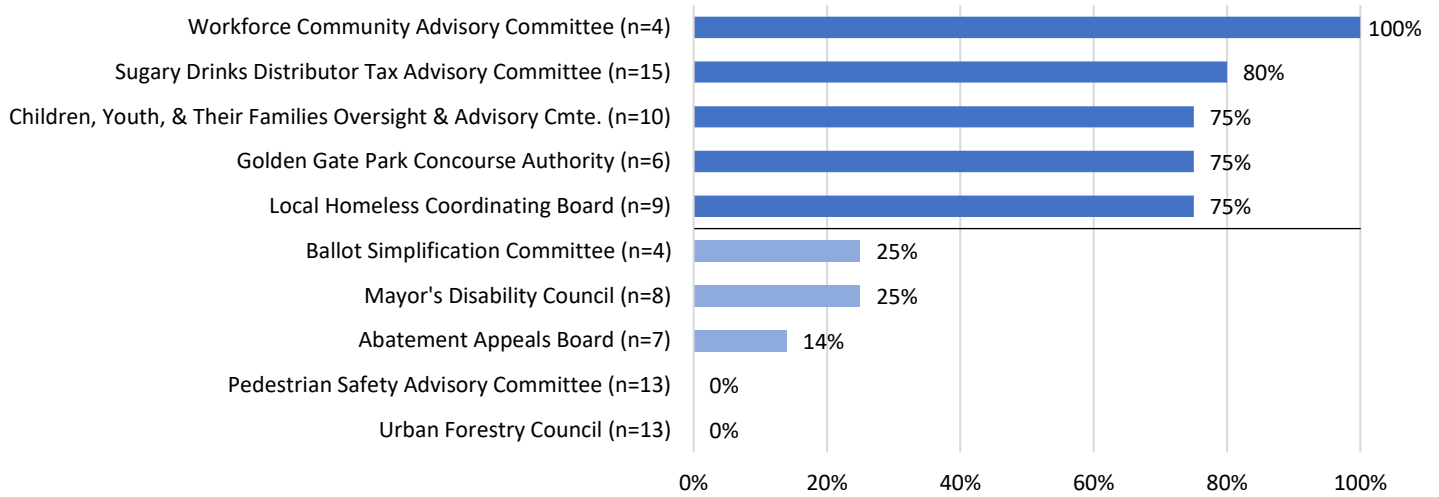
**Figure 9: Commissions and Boards with Lowest Percentage of People of Color, 2019 Compared to 2017, 2015**



Source: SF DOSW Data Collection & Analysis.

In addition to Commissions and Boards, Advisory Bodies were examined for the highest and lowest percentages of people of color. This is the first year such bodies have been included, thus comparison to previous years is unavailable. All members of the Workforce Community Advisory Committee are people of color. People of color comprise 80% of the Sugary Drinks Distributor Tax Advisory Committee, and 75% of appointees on the Children, Youth and Their Families Oversight and Advisory Committee, the Golden Gate Park Concourse Authority, and the Local Homeless Coordinating Board. Out of the five Advisory Bodies with the lowest representation of people of color, the Ballot Simplification Committee and the Mayor’s Disability Council have 25% appointees of color, and the Abatement Appeals Board has 14% appointees of color. The Urban Forestry and the Pedestrian Safety Advisory Committee have no people of color currently serving.

**Figure 10: Advisory Bodies with the Highest and Lowest Percentage of People of Color, 2019**

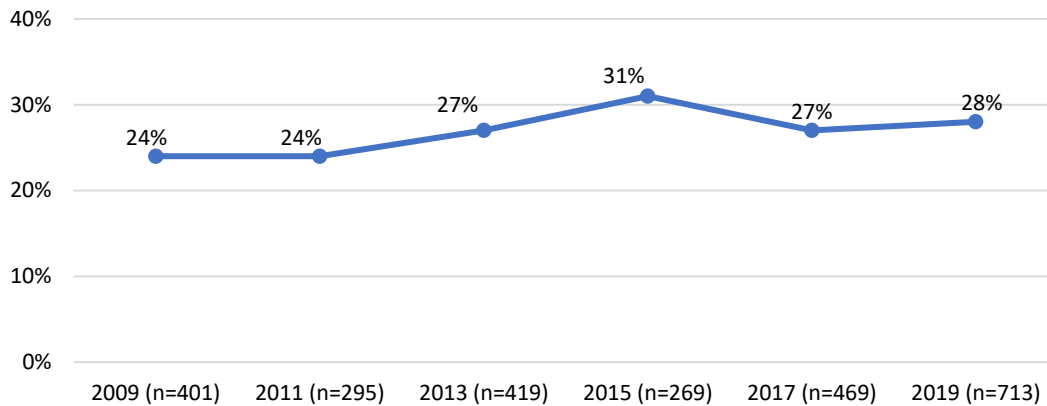


Source: SF DOSW Data Collection & Analysis.

### C. Race and Ethnicity by Gender

White men and women are overrepresented on San Francisco policy bodies, while Asian and Latinx men and women are underrepresented. While women of color continue to be underrepresented at 28% compared to the San Francisco population of 32%, this is a slight increase from 2017 which showed 27% women of color. Meanwhile, men of color are 21% of appointees compared to 31% of the San Francisco population.

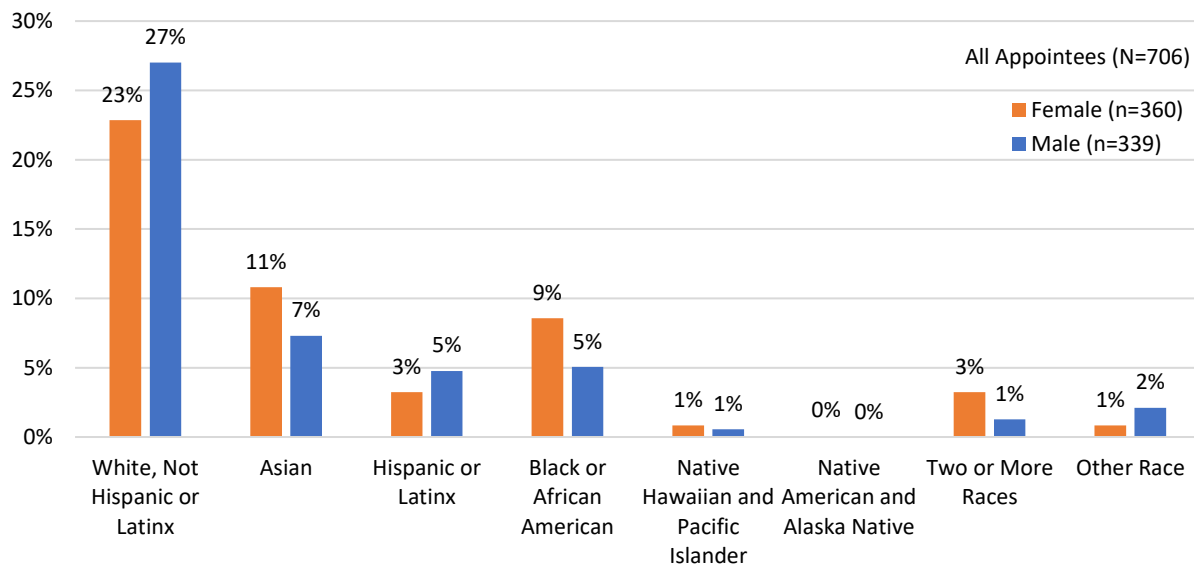
**Figure 11: 10-Year Comparison of Representation of Women of Color on Policy Bodies**



Source: SF DOSW Data Collection & Analysis.

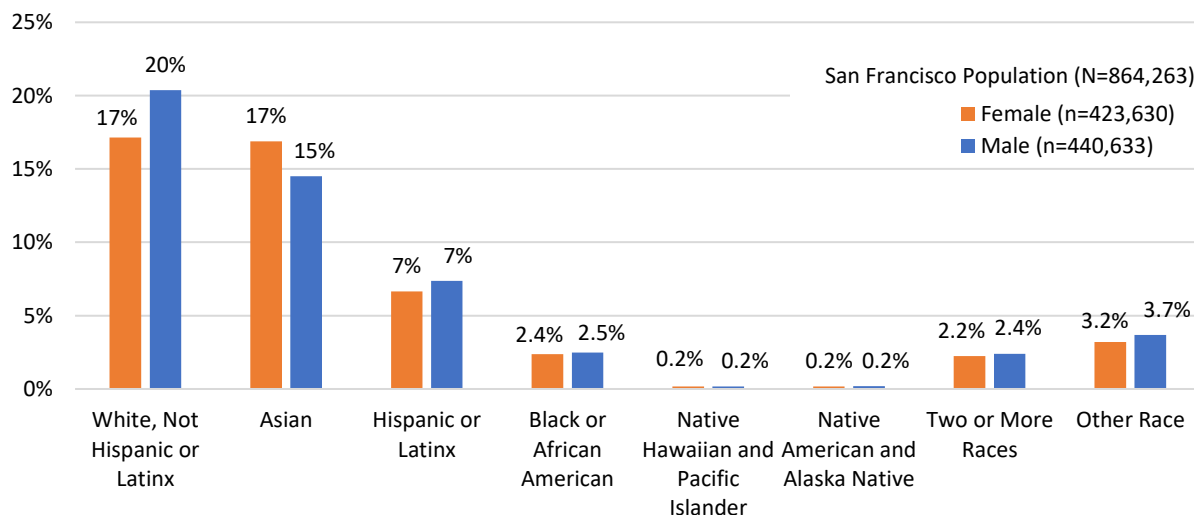
The following figures present the breakdown for appointees and the San Francisco population by race and ethnicity and gender. White men and women are overrepresented, holding 27% and 23% of appointments, respectively, compared to 20% and 17% of the population, respectively. Asian men and women are both greatly underrepresented with Asian women making up 11% of appointees compared to 17% of the population while Asian men comprise 7% of appointees and 15% of the population. Latinx men and women are also underrepresented, particularly Latinx women, who are 3% of appointees and 7% of the population, while Latinx men are 5% of appointees and 7% of the population. Black or African American men and women are well-represented with Black women comprising 9% of appointees and Black men comprising 5% of appointees. Pacific Islander men and women, and multiethnic women also exceed parity with the population. Although Native American men and women make up only 0.4% of San Francisco’s population, none of the surveyed appointees identified themselves as such.

**Figure 12: Appointees by Race/Ethnicity and Gender, 2019**



Source: SF DOSW Data Collection & Analysis.

**Figure 13: San Francisco Population by Race/Ethnicity, 2019**



Source: 2017 American Community Survey 5-Year Estimates.



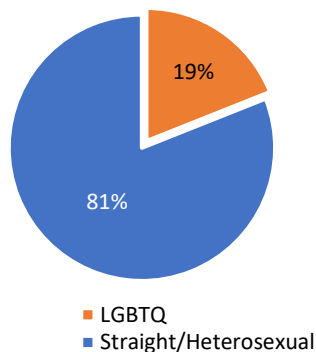
## D. LGBTQ Identity

Lesbian, gay, bisexual, transgender, queer, and questioning (LGBTQ) identity data was collected from 548, or 75%, of the 741 surveyed appointees, which is much more data on LGBTQ identity compared to previous reports. Due to limited and outdated information on the population of the LGBTQ community in San Francisco, it is difficult to adequately assess the representation of the LGBTQ community. However, compared to available San Francisco, larger Bay Area, and national data, the LGBTQ community is well represented on San Francisco policy bodies. Recent research estimates the national LGBT population is 4.5%.<sup>5</sup> The LGBT population of the San Francisco and greater Bay Area is estimated to rank the highest of U.S. cities at 6.2%,<sup>6</sup> while a 2006 survey found that 15.4% of adults in San Francisco identify as LGBT<sup>7</sup>.

Of the appointees who responded to this question, 19% identify as LGBTQ and 81% identify as straight or heterosexual. Of the LGBTQ appointees, 48% identify as gay, 23% as lesbian, 17% as bisexual, 7% as queer, 5% as transgender, and 1% as questioning. Data on LGBTQ identity by race was not captured. Efforts to capture data on LGBTQ identity by race for future reports would enable more intersectional analysis.

**Figure 14: LGBTQ Identity of Appointees, 2019**

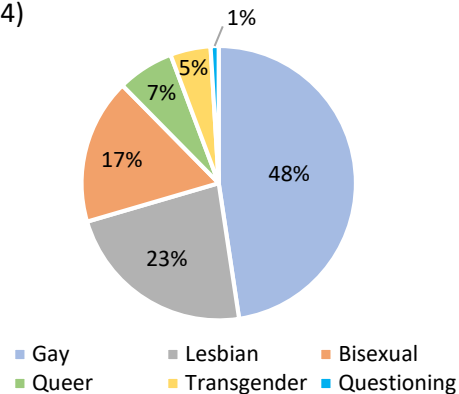
(N=548)



Source: SF DOSW Data Collection & Analysis.

**Figure 15: LGBTQ Population of Appointees, 2019**

(N=104)



Source: SF DOSW Data Collection & Analysis.

## E. Disability Status

Overall, 12% of adults in San Francisco have one or more disabilities, and when broken down by gender, 6.2% are women and 5.7% are men. Disability data for transgender and gender non-conforming individuals in San Francisco is currently unavailable. Data on disability was obtained from 516, or 70%, of the 741 appointees who participated in the survey. Of the 516 appointees, 11.2% reported to have one

<sup>5</sup> Frank Newport, "In U.S., Estimate of LGBT Population Rises to 4.5%," *GALLUP* (May 22, 2018) <https://news.gallup.com/poll/234863/estimate-lgbt-population-rises.aspx>.

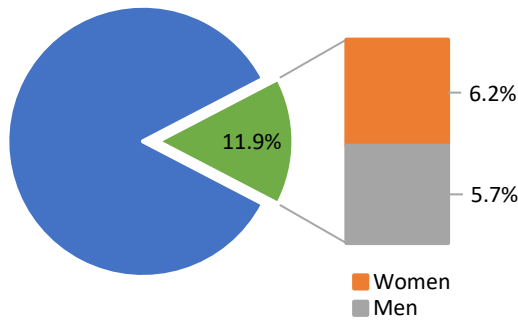
<sup>6</sup> Gary J. Gates and Frank Newport, "San Francisco Metro Area Ranks Highest in LBGT Percentage," *GALLUP* (March 20, 2015) [https://news.gallup.com/poll/182051/san-francisco-metro-area-ranks-highest-lgbt-percentage.aspx?utm\\_source=Social%20Issues&utm\\_medium=newsfeed&utm\\_campaign=tiles](https://news.gallup.com/poll/182051/san-francisco-metro-area-ranks-highest-lgbt-percentage.aspx?utm_source=Social%20Issues&utm_medium=newsfeed&utm_campaign=tiles).

<sup>7</sup> Gary J. Gates, "Same Sex Couples and the Gay, Lesbian, Bisexual Population: New Estimates from the American Community Survey," *The Williams Institute on Sexual Orientation Law and Public Policy, UCLA School of Law* (2006).

or more disabilities, which is near parity with the San Francisco population. Of the 11.2% appointees with one or more disabilities, 6.8% are women, 3.9% are men, 0.4% are trans women, and 0.2% are trans men.

**Figure 16: San Francisco Adult Population with a Disability by Gender, 2017**

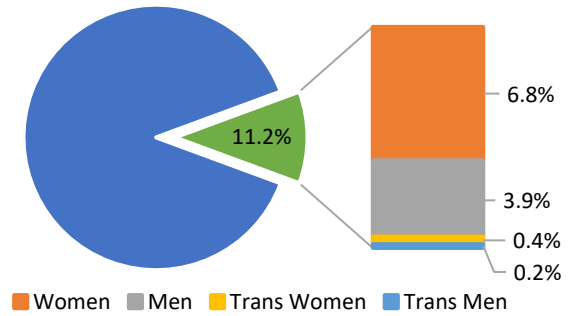
(N=744,243)



Source: 2017 American Community Survey 5-Year Estimates.

**Figure 17: Appointees with One or More Disabilities by Gender, 2019**

(N=516)



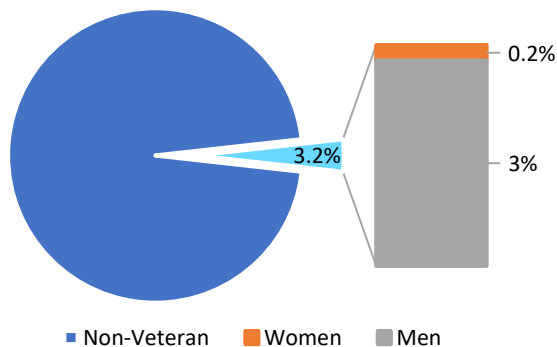
Source: SF DOSW Data Collection & Analysis.

## F. Veteran Status

Overall, 3.2% of the adult population in San Francisco has served in the military. There is a considerable difference by gender, as male veterans are 3% and female veterans are 0.2% of the population. Data on veteran status was obtained from 494, or 67%, of appointees who participated in the survey. Of the 494 appointees who responded to this question, 7.1% have served in the military. Like the San Francisco population, there is a large difference by gender, as men comprise 5.7% and women make up only 1.2% of the total number of veteran appointees. Of participating appointees, 0.2% of veterans are trans women. Veteran status data on transgender and gender non-conforming individuals in San Francisco is currently unavailable.

**Figure 18: San Francisco Adult Population with Military Service by Gender, 2017**

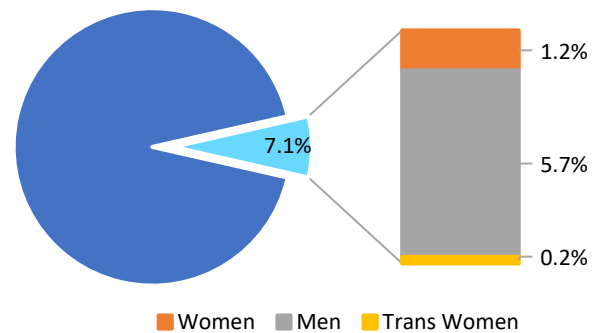
(N=747,896)



Source: 2017 American Community Survey 5-Year Estimates.

**Figure 19: Appointees with Military Service, 2019**

(N=494)



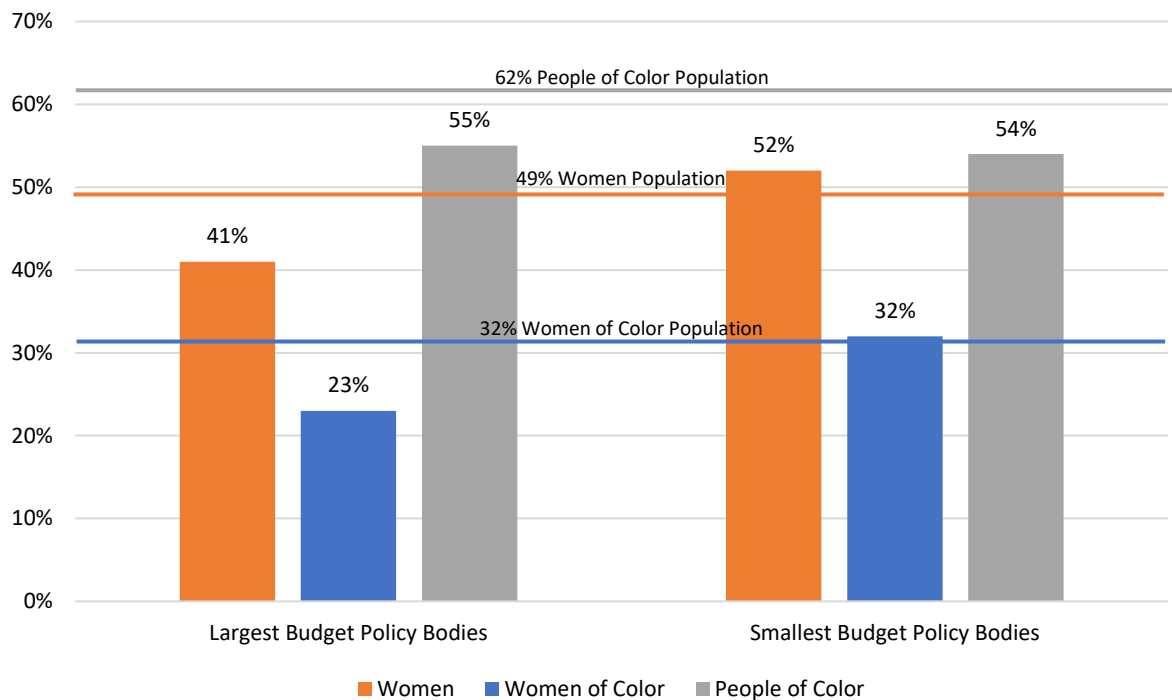
Source: SF DOSW Data Collection & Analysis.

## G. Policy Bodies by Budget

This report also examines whether policy bodies with the largest and smallest budget sizes and other characteristics are demographically representative of the San Francisco population. In this section, budget size is used as a proxy for influence. Although this report has expanded the scope of analysis to include more policy bodies compared to previous reports, this section of analysis was limited to Commissions and Boards with decision-making authority and whose members file financial disclosures with the Ethics Commission. The purpose of this analysis is to evaluate the demographics for the spectrum of budgetary influence of policy bodies with decision-making authority in San Francisco.

Overall, appointees from the 10 largest budgeted Commissions and Boards are 55% people of color, 41% women, and 23% women of color. Appointees from the 10 smallest budgeted Commissions and Boards are 54% people of color, 52% women, and 32% women of color. Although still below parity with the San Francisco population, the representation of people of color on both the largest and smallest budgeted policy bodies is greater than the percentage of people of color for all appointees combined (50%). For women and women of color, their representation meets or exceeds parity with the population on the 10 smallest budgeted bodies. However, it falls far below parity for the 10 largest budgeted bodies. The representation of total women and women of color is greater on smaller budgeted policy bodies by 27%, and 39%, respectively.

**Figure 20: Percent of Women, Women of Color, and People of Color on Commissions and Boards with Largest and Smallest Budgets in Fiscal Year 2018-2019**



Source: SF DOSW Data Collection & Analysis.

**Figure 21: Demographics of Commissions and Boards with Largest Budgets, 2019**

Body	FY18-19 Budget	Total Seats	Filled seats	Women	Women of Color	People of Color
Health Commission	\$2,200,000,000	7	7	29%	14%	86%
Public Utilities Commission	\$1,296,600,000	5	3	67%	0%	0%
MTA Board of Directors and Parking Authority Commission	\$1,200,000,000	7	7	57%	14%	43%
Airport Commission	\$1,000,000,000	5	5	40%	20%	40%
Commission on Community Investment and Infrastructure	\$745,000,000	5	5	60%	60%	100%
Police Commission	\$687,139,793	7	7	43%	43%	71%
Health Authority (Plan Governing Board)	\$666,000,000	19	15	33%	27%	47%
Human Services Commission	\$529,900,000	5	5	40%	0%	40%
Fire Commission	\$400,721,970	5	5	20%	20%	40%
Aging and Adult Services Commission	\$334,700,000	7	7	43%	14%	57%
<b>Total</b>	<b>\$9,060,061,763</b>	<b>72</b>	<b>66</b>	<b>41%</b>	<b>23%</b>	<b>55%</b>

Source: SF DOSW Data Collection & Analysis.

**Figure 22: Demographics of Commissions and Boards with Smallest Budgets, 2019**

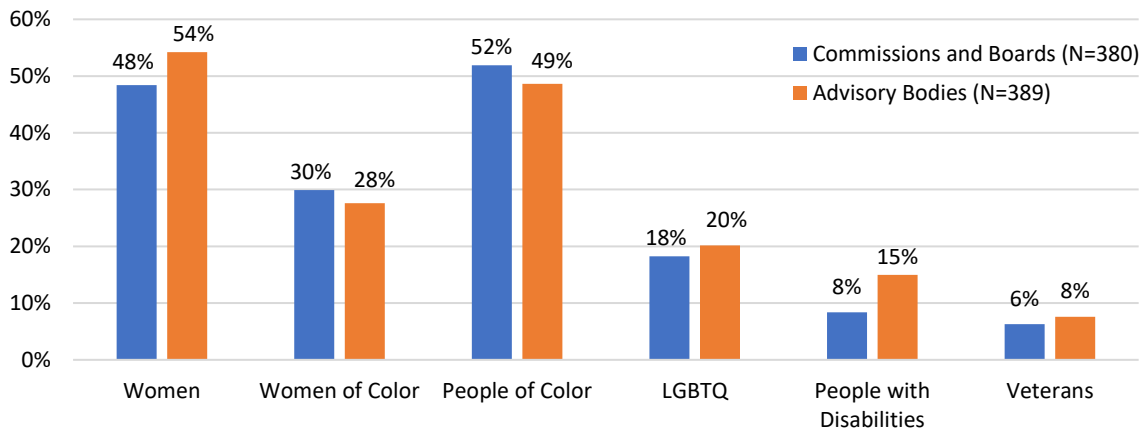
Body	FY18-19 Budget	Total Seats	Filled Seats	Women	Women of color	People of Color
Rent Board Commission	\$8,543,912	10	9	44%	11%	33%
Commission on the Status of Women	\$8,048,712	7	7	100%	71%	71%
Ethics Commission	\$6,458,045	5	4	100%	50%	50%
Human Rights Commission	\$4,299,600	12	10	50%	50%	70%
Small Business Commission	\$2,242,007	7	7	43%	29%	43%
Civil Service Commission	\$1,262,072	5	4	50%	0%	25%
Board of Appeals	\$1,072,300	5	5	40%	20%	40%
Entertainment Commission	\$1,003,898	7	7	29%	14%	57%
Assessment Appeals Board No.1, 2, & 3	\$663,423	24	18	39%	22%	44%
Youth Commission	\$305,711	17	16	56%	44%	75%
<b>Total</b>	<b>\$33,899,680</b>	<b>99</b>	<b>87</b>	<b>52%</b>	<b>32%</b>	<b>54%</b>

Source: SF DOSW Data Collection & Analysis.

## H. Comparison of Advisory Body and Commission and Board Demographics

The comparison of the two policy body categories in this section provides another proxy for influence, as Commissions and Boards whose members file disclosures of economic interest have greater decision-making authority in San Francisco than Advisory Bodies whose members do not file economic interest disclosures. The percentages of total women, LGBTQ people, people with disabilities, and veterans are larger for total appointees on Advisory Bodies. However, the percentages of women of color and people of color on Commissions and Boards slightly exceeds the percentages of women of color and people of color on Advisory Bodies.

**Figure 23: Demographics of Appointees on Commission and Boards and Advisory Bodies, 2019**

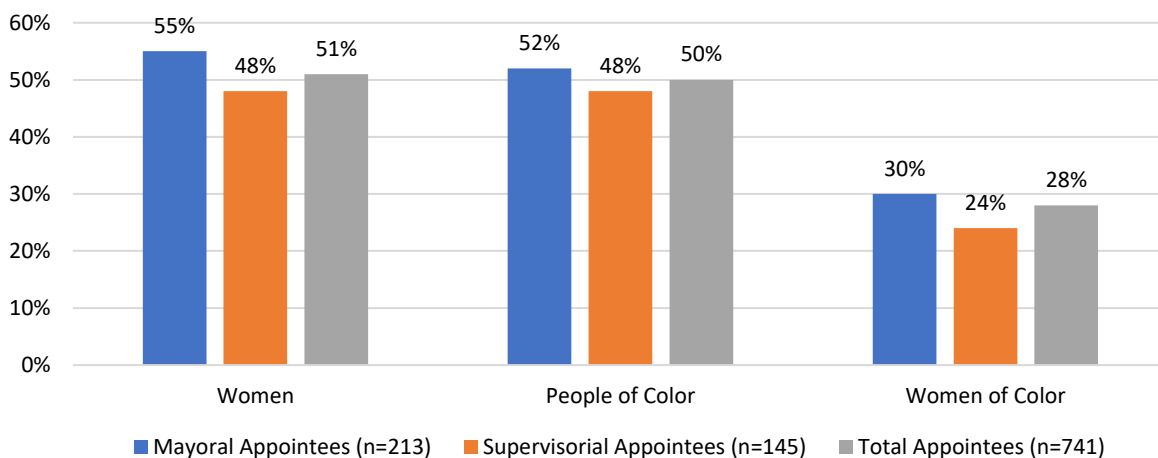


Source: SF DOSW Data Collection & Analysis.

### I. Demographics of Mayoral, Supervisorial, and Total Appointees

Figure 24 compares the representation of women, women of color, and people of color for appointments made by the Mayor, Board of Supervisors, and by the total of all approving authorities combined. Mayoral appointments are more diverse, and consist of more women, women of color, and people of color compared to Supervisorial appointments. Mayoral appointments include 55% women, 30% women of color, and 52% people of color, while Supervisorial appointments are 48% women, 24% women of color, and 48% people of color. The total of all approving authorities combined average out at 51% women, 28% women of color, and 50% people of color. This disparity in diversity between Mayoral and Supervisorial appointments may be due in part to the appointment section process for each authority. The 11-member Board of Supervisors only sees applicants for specific bodies through the 3-member Rules Committee or by designees, stipulated in legislation (e.g. “renter,” “landlord,” “consumer advocate”), whereas the Mayor typically has the ability to take total appointments into account during selections, and can therefore better address gaps in diversity.

**Figure 24: Demographics of Mayoral, Supervisorial, and Total Appointees, 2019**



Source: SF DOSW Data Collection & Analysis.

### III. Conclusion

---

Since the first gender analysis of Commissions and Boards in 2007, the representation of women appointees on San Francisco policy bodies has gradually increased. The *2019 Gender Analysis* finds the percentage of women appointees is 51%, which slightly exceeds the population of women in San Francisco.

When appointee demographics are analyzed by gender and race, women of color continue to be underrepresented on San Francisco policy bodies compared to the San Francisco population. Most notably underrepresented are Asian women who make up 17% of the population but only 11% of appointees, and Latinx women who make up 7% of the population but only 3% of appointees. Additionally, men of color are underrepresented relative to their San Francisco population, primarily Asian and Latinx men.

Furthermore, when analyzing the demographic composition of larger and smaller budgeted Commissions and Boards, women are underrepresented on those with the largest budgets, and overrepresented or reach parity with the population on smaller budgeted Commissions and Boards. These two trends are amplified for women of color appointees. Women comprise 41% of total appointees on the largest budgeted policy bodies, which is 8 percentage points below the population, and women of color comprise 23% of total appointees on the largest budgeted policy bodies, 9 percentage points below their San Francisco population. Comparatively, women are 52% of total appointees on the smallest budgeted policy bodies, and women of color are 32% of appointees, which is equal to the San Francisco population. However, the issue of largest and smallest budgeted policy bodies does not seem to impact the representation of people of color. People of color make up 55% of appointees on the largest budgeted policy bodies and 54% of appointees on the smallest budgeted policy bodies compared to 50% of total appointees. Nonetheless, these percentages still fall below the San Francisco population of people of color at 62%.

In addition to using budget size as a proxy for influence, this report analyzed demographic characteristics of appointees on Commissions and Boards who file disclosures of economic interest and have decision-making authority, and appointees on Advisory Bodies who do not file economic interest disclosures. Over half (54%) of appointees on Advisory Bodies are women, while 48% of appointees on Commissions and Boards are women. Although 48% is only slightly below the San Francisco population of women, women comprise a decently higher percentage of appointees on Advisory Bodies compared to Commissions and Boards.

This year's report features more data on LGBTQ identity, veteran status, and disability than previous gender analyses. The *2019 Gender Analysis* found a relatively high representation of LGBTQ individuals on San Francisco policy bodies. For the appointees that provided LGBTQ identity information, 19% identify as LGBTQ with the largest subset being gay men at 48%. It is recommended for future gender analyses to collect LGBTQ data by race and gender to provide additional intersectional analysis. The representation of appointees with disabilities is 11%, just below the 12% population. Veterans are highly represented on San Francisco policy bodies at 7% compared to the veteran population of 3%.

Additionally, this report evaluates and compares the representation of women, women of color, and people of color appointees by the Mayor, Board of Supervisors, and by the total of all approving authorities combined. Mayoral appointees include 55% women, 30% women of color, and 52% people

of color, which overall is more diverse by gender and race compared to both Supervisorial appointees and total appointees.

This report is intended to advise the Mayor, Board of Supervisors, and other appointing authorities, as they select appointments for policy bodies of the City and County of San Francisco. In spirit of the 2008 City Charter Amendment that establishes this biennial Gender Analysis report requirement and the importance of diversity on San Francisco policy bodies, efforts to address gaps in diversity and inclusion should remain at the forefront when making appointments in order to accurately reflect the population of San Francisco.

## IV. Methodology and Limitations

---

This report focuses on City and County of San Francisco Commissions, Boards, Task Forces, Councils, and Committees that have the majority of members appointed by the Mayor and Board of Supervisors and that have jurisdiction limited to the City. The gender analysis reflects data from the policy bodies that provided information to the Department on the Status of Women through digital and paper survey.

Data was requested from 90 policy bodies and acquired from 84 different policy bodies and a total of 741 appointees. A Commissioner or Board member's gender identity, race/ethnicity, sexual orientation, disability status, and veteran status were among data elements collected on a voluntary basis. Data on lesbian, gay, bisexual, transgender, queer, or questioning (LGBTQ) identity, disability, and veteran status of appointees were incomplete or unavailable for some appointees but are included to the extent possible. As the fundamental objective of this report is to surface patterns of underrepresentation, every attempt has been made to reflect accurate and complete information in this report. Data for some policy bodies was incomplete, and all appointees who responded were included in the total demographic categories. Only policy bodies with full data on gender and race for all appointees were included in sections comparing demographics of individual bodies. It should be noted that for policy bodies with a small number of members, the change of a single individual greatly impacts the percentages of demographic categories. As such, these percentages should be interpreted with this in mind.

The surveyed policy bodies fall under two categories designated by the San Francisco Office of the City Attorney document entitled *List of City Boards, Commissions, and Advisory Bodies Created by Charter, Ordinance, or Statute*.<sup>8</sup> This document separates San Francisco policy bodies into two different categories. The first category includes Commissions and Boards with decision-making authority and whose members are required to submit financial disclosures with the Ethics Commission, and the second category encompasses Advisory Bodies whose members do not submit financial disclosures with the Ethics Commission. Depending on the analysis criteria in each section of this report, the surveyed policy bodies and appointees are either examined comprehensively as a whole or examined separately in the two categories designated by the Office of the City Attorney.

Data from the U.S. Census 2013-2017 American Community Survey 5-Year Estimates provides a comparison to the San Francisco population. Figures 26 and 27 in the Appendix display these population estimates by race/ethnicity and gender.

---

<sup>8</sup> "List of City Boards, Commissions, and Advisory Bodies Created by Charter, Ordinance, or Statute," Office of the City Attorney, <https://www.sfcityattorney.org/wp-content/uploads/2016/01/Commission-List-08252017.pdf>, (August 25, 2017).



## Appendix

**Figure 25: Policy Body Demographics, 2019<sup>9</sup>**

Policy Body	Total Seats	Filled Seats	FY18-19 Budget	Women	Women of Color	People of Color
Abatement Appeals Board	7	7	\$76,500,000	14%	0%	14%
Aging and Adult Services Commission	7	7	\$334,700,000	57%	33%	57%
Airport Commission	5	5	\$1,000,000,000	40%	50%	40%
Arts Commission	15	15	\$37,000,000	67%	50%	60%
Asian Art Commission	27	27	\$30,000,000	63%	71%	59%
Assessment Appeals Board No.1	8	5	\$663,423	20%	0%	20%
Assessment Appeals Board No.2	8	8	-	50%	75%	63%
Assessment Appeals Board No.3	8	4	-	50%	50%	50%
Ballot Simplification Committee	5	4	\$0	75%	33%	25%
Bayview Hunters Point Citizens Advisory Committee	12	9	\$0	33%	100%	67%
Board of Appeals	5	5	\$1,072,300	40%	50%	40%
Board of Examiners	13	13	\$0	0%	0%	46%
Building Inspection Commission	7	7	\$76,500,000	14%	0%	14%
Child Care Planning and Advisory Council	25	19	\$26,841	84%	50%	50%
Children and Families Commission (First 5)	9	8	\$28,002,978	100%	75%	75%
Children, Youth, and Their Families Oversight and Advisory Committee	11	10	\$155,224,346	50%	80%	75%
Citizen's Committee on Community Development	9	8	\$39,696,467	75%	67%	63%
City Hall Preservation Advisory Commission	5	5	\$0	60%	33%	20%
Civil Service Commission	5	4	\$1,262,072	50%	0%	25%
Commission on Community Investment and Infrastructure	5	5	\$745,000,000	60%	100%	100%
Commission on the Aging Advisory Council	22	15	\$0	80%	33%	31%
Commission on the Environment	7	6	\$27,280,925	67%	50%	50%
Commission on the Status of Women	7	7	\$8,048,712	100%	71%	71%
Dignity Fund Oversight and Advisory Committee	11	11	\$3,000,000	82%	33%	45%
Eastern Neighborhoods Citizens Advisory Committee	19	13	\$0	38%	40%	44%
Elections Commission	7	7	\$15,238,360	57%	25%	29%
Entertainment Commission	7	7	\$1,003,898	29%	50%	57%
Ethics Commission	5	4	\$6,458,045	100%	50%	50%
Film Commission	11	11	\$0	55%	67%	50%
Fire Commission	5	5	\$400,721,970	20%	100%	40%
Golden Gate Park Concourse Authority	7	6	\$0	50%	67%	75%

<sup>9</sup> Figure 25 only includes policy bodies with complete data on gender for all appointees. Some bodies had incomplete data on race/ethnicity of appointees. For these, percentages for people of color are calculated out of known race/ethnicity.

Policy Body	Total Seats	Filled Seats	FY18-19 Budget	Women	Women of Color	People of Color
Health Authority (Plan Governing Board)	19	15	\$666,000,000	33%	80%	50%
Health Commission	7	7	\$2,200,000,000	43%	50%	86%
Health Service Board	7	6	\$11,632,022	33%	0%	50%
Historic Preservation Commission	7	7	\$53,832,000	43%	33%	14%
Housing Authority Commission	7	6	\$60,894,150	50%	100%	83%
Human Rights Commission	12	10	\$4,299,600	60%	100%	70%
Human Services Commission	5	5	\$529,900,000	40%	0%	40%
Immigrant Rights Commission	15	13	\$0	54%	86%	85%
In-Home Supportive Services Public Authority	13	9	\$70,729,667	44%	50%	56%
Juvenile Probation Commission	7	6	\$48,824,199	33%	100%	100%
Library Commission	7	7	\$160,000,000	71%	40%	57%
Local Homeless Coordinating Board	9	9	\$40,000,000	56%	60%	75%
Mayor's Disability Council	11	8	\$0	75%	17%	25%
Mental Health Board	17	15	\$184,962	73%	64%	73%
MTA Board of Directors and Parking Authority Commission	7	7	\$1,200,000,000	57%	25%	43%
Office of Early Care and Education Citizens' Advisory Committee	9	9	\$0	89%	50%	56%
Oversight Board (COII)	7	6	\$745,000,000	17%	100%	67%
Pedestrian Safety Advisory Committee	17	13	\$0	46%	17%	8%
Planning Commission	7	6	\$53,832,000	50%	67%	33%
Police Commission	7	7	\$687,139,793	43%	100%	71%
Port Commission	5	5	\$192,600,000	60%	67%	60%
Public Utilities Citizen's Advisory Committee	17	13	\$0	54%	14%	31%
Public Utilities Commission	5	3	\$1,296,600,000	67%	0%	0%
Public Utilities Rate Fairness Board	7	6	\$0	33%	100%	67%
Public Utilities Revenue Bond Oversight Committee	7	5	\$0	40%	50%	40%
Recreation and Park Commission	7	7	\$230,900,000	29%	50%	43%
Reentry Council	24	23	\$0	43%	70%	70%
Rent Board Commission	10	9	\$8,543,912	44%	25%	33%
Residential Users Appeal Board	3	2	\$0	0%	0%	50%
Retirement System Board	7	7	\$95,000,000	43%	67%	29%
Sentencing Commission	13	13	\$0	31%	25%	67%
Small Business Commission	7	7	\$2,242,007	43%	67%	43%
SRO Task Force	12	12	\$0	42%	25%	55%
Sugary Drinks Distributor Tax Advisory Committee	16	15	\$0	67%	70%	80%
Sunshine Ordinance Task Force	11	11	\$0	27%	67%	36%
Sweatfree Procurement Advisory Group	11	7	\$0	43%	67%	43%
Treasure Island Development Authority	7	6	\$18,484,130	50%	N/A	N/A

Policy Body	Total Seats	Filled Seats	FY18-19 Budget	Women	Women of Color	People of Color
Treasure Island/Yerba Buena Island Citizens Advisory Board	17	13	\$0	54%	N/A	N/A
Urban Forestry Council	15	13	\$153,626	8%	0%	0%
Veterans Affairs Commission	17	11	\$0	36%	50%	55%
War Memorial Board of Trustees	11	11	\$18,185,686	55%	33%	18%
Workforce Community Advisory Committee	8	4	\$0	100%	100%	100%
Youth Commission	17	16	\$305,711	56%	78%	75%

Source: SF DOSW Data Collection & Analysis, 2019.

**Figure 26: San Francisco Population Estimates by Race/Ethnicity, 2017**

Race/Ethnicity	Total	
	Estimate	Percent
<b>San Francisco County California</b>	864,263	-
White, Not Hispanic or Latino	353,000	38%
Asian	295,347	31%
Hispanic or Latinx	131,949	14%
Some other Race	64,800	7%
Black or African American	45,654	5%
Two or More Races	43,664	5%
Native Hawaiian and Pacific Islander	3,226	0.3%
Native American and Alaska Native	3,306	0.4%

Source: 2017 American Community Survey 5-Year Estimates.

**Figure 27: San Francisco Population Estimates by Race/Ethnicity and Gender, 2017**

Race/Ethnicity	Total		Female		Male	
	Estimate	Percent	Estimate	Percent	Estimate	Percent
San Francisco County California	864,263	-	423,630	49%	440,633	51%
White, Not Hispanic or Latino	353,000	38%	161,381	17%	191,619	20%
Asian	295,347	31%	158,762	17%	136,585	15%
Hispanic or Latinx	131,949	14%	62,646	7%	69,303	7%
Some Other Race	64,800	7%	30,174	3%	34,626	4%
Black or African American	45,654	5%	22,311	2.4%	23,343	2.5%
Two or More Races	43,664	5%	21,110	2.2%	22,554	2.4%
Native Hawaiian and Pacific Islander	3,226	0.3%	1,576	0.2%	1,650	0.2%
Native American and Alaska Native	3,306	0.4%	1,589	0.2%	1,717	0.2%

Source: 2017 American Community Survey 5-Year Estimates.

City and County of San Francisco  
Department on the Status of Women  
25 Van Ness Avenue, Suite 240  
San Francisco, California 94102  
[sfgov.org/dosw](http://sfgov.org/dosw)  
[dosw@sfgov.org](mailto:dosw@sfgov.org)  
415.252.2570