

FILE NO. 150429

Petitions and Communications received from April 20, 2015, through April 27, 2015, for reference by the President to Committee considering related matters, or to be ordered filed by the Clerk on May 5, 2015.

Personal information that is provided in communications to the Board of Supervisors is subject to disclosure under the California Public Records Act and the San Francisco Sunshine Ordinance. Personal information will not be redacted.

From Municipal Transportation Agency, regarding private security contract with Cypress Security. File No. 150248. Copy: Each Supervisor. (1)

From various organizations, regarding Municipal Transportation Agency's private security contract with Cypress Security. 2 letters. File No. 150248. Copy: Each Supervisor. (2)

From San Francisco Heritage, regarding change of designation for 149-9th Street. File No. 150148. Copy: Each Supervisor. (3)

From Joan Lynch, regarding traffic control plan on April 20th. Copy: Each Supervisor. (4)

From Jeanny Ico, regarding T-Line safety on Muni. Copy: Each Supervisor. (5)

From Andy Bosselman, regarding San Francisco Transit Rider's #OnBoardSF challenge. Copy: Each Supervisor. (6)

From Public Health, submitting waiver request for County of Ventura. Copy: Each Supervisor. (7)

From various organizations, regarding the use of wild or exotic animals in entertainment. 2 letters. File No. 150191. Copy: Each Supervisor. (8)

From concerned citizens, regarding the use of wild or exotic animals in entertainment. 3 letters. File No. 150191. Copy: Each Supervisor. (9)

From Donald Hoganson, regarding various concerns. Copy: Each Supervisor. (10)

From National Association for the Advancement of Colored People, regarding reappointment of Julius Turman to Police Commission. File No. 150399. Copy: Each Supervisor. (11)

From Superior Court, regarding notice of intent to file CEQA petition. Copy: Each Supervisor. (12)

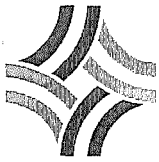
From Controller, submitting Master Fee Schedule of Budget Submissions for FYs 2015-2016 and 2016-2017. Copy: Each Supervisor. (13)

From Mayor, regarding Notice of Appointment to Health Service Board: (14)
Gregg Sass - term ending May 15, 2018.

From Clerk of the Board, reporting that the following individuals have submitted Form 700 Statements as of April 23, 2015: (15)
Cerda, Juan - Legislative Aide - Leaving

From Clerk of the Board, submitting quarterly report on departmental spending for quarter ending March 31, 2015. (16)

From Clerk of the Board, regarding Ethics Commission Regulation section 1.142-2(c). (17)



SFMTA
Municipal
Transportation
Agency

File 150248 BOS 11
Rec'd 4/21/15 1:51 PM
2:09 PM

Edwin M. Lee, *Mayor*

Tom Nolan, *Chairman*

Cheryl Brinkman, *Vice-Chairman*

Gwyneth Borden, *Director*

Edward D. Reiskin, *Director of Transportation*

Malcolm Heinicke, *Director*

Joél Ramos, *Director*

Cristina Rubke, *Director*

April 20, 2015

The Honorable Board of Supervisors
City and County of San Francisco San Francisco
1 Dr. Carlton B. Goodlett Place
San Francisco, CA 94102

Honorable Members of the Board of Supervisors:

The contract between the San Francisco Municipal Transportation Agency (SFMTA) and our private security contractor, Cypress Security, expires at midnight on Thursday, April 30th. We have exhausted our authority to extend the pre-existing contract that was scheduled to expire on March 31, 2014. We respectfully request your approval for a new private security contract on April 21 so that the public and our employees, facilities, revenue and vehicles are adequately protected while traveling and performing their duties on the transit system.

During the Board of Supervisors meeting on Tuesday, April 14th, some members of the Board raised concerns regarding SFMTA's proposed private security contract. Those concerns included the use of armed guards, the level of training required of those guards, and SFMTA's procurement process. The purpose of this letter is to address those concerns.

Use of armed guards to protect employees carrying cash

Some members of the Board of Supervisors expressed reservations about again approving a contract that included continuing the 20-year practice of deploying armed security guards with SFMTA Fare Collection Receivers who collect and process cash fare payments from the subway system and bus and train facilities. As requested by the Board of Supervisors, we surveyed peer transit agencies and confirmed that this is industry-standard practice. The table below shows how transit operators in the Bay Area and beyond used armed security.

Location	Agency	Armed Service Deployed	Armed/Unarmed?
Bay Area	BART	Agency security guards	Armed
	VTA	Contract security guards	Armed
	AC Transit	Contract security guards	Armed
New York	NYMTA	Agency security guards	Armed
Philadelphia	SEPTA	Armed revenue technicians	Armed
Chicago	CTA	Armed revenue technicians	Armed
Los Angeles	LA Metro	Agency /contract security guards	Armed
Denver	Denver RTD	Contract security guards	Armed
Washington	WMATA	Contract security guards	Armed
St. Louis	MT St. Louis	Contract security guards	Armed
San Diego	SDMTA	Contract security guards	Armed



Some of these agencies have their own police forces while others do not. However, even transit agencies with their own police forces, like SEPTA and BART, use contract security guards for revenue collection. This is because of the additional cost of using police officers for this duty. We estimate that it would cost \$2.6 million annually to use SFPD officers instead of private security guards to protect our employees while handling cash. Asking SFPD to perform this duty would also potentially reduce the number of officers available to prevent crime elsewhere on the transit system.

Current deployment of guards and their duties

There are 90 security guards assigned to the MTA at present, of which 18 (20%) are armed. Armed personnel accompany SFMTA Fare Collection Receivers while they collect tens of millions of dollars in small denominations of cash while performing the following duties:

- Fare media sales at four kiosks
- Collection of revenue from six bus and three rail facilities
- Collection of revenue and replenishment of fare media at nine Muni Metro stations

Additionally, one armed guard is assigned to the MTA Customer Service Center at 11 South Van Ness Avenue.

The immediate impact of eliminating armed personnel with SFMTA Fare Collection Receivers is that they may become defenseless targets of armed robbery attempts. If their lack of arms becomes widely known, the likelihood of such violent occurrences could increase. This concern also applies to other SFMTA employees and members of the public who may potentially become victims of violence as well.

Training of armed security guards

Armed security guards receive extensive training, beyond the minimum required by the State of California. Before applying for positions with SFMTA's contractor, guards receive the following training and screening:

- Fourteen hours basic training (six hours on the firing range and eight in the classroom – the California minimum requirement to be considered for employment).
- Evaluation by a licensed psychologist using the *Minnesota Multiphasic Personality Inventory* which is assessed by a licensed psychologist.

Before beginning service with SFMTA, guards receive:

- Eight hours of training in general security procedures before employment begins.
- Thirty-two hours of training in SFMTA security policies and procedures, revenue collection security, personnel protection, safety, use of force policies and crime response.

Within the first ninety days of service, guards receive:

- Another 16 hours of training on a firing range, with a former police officer as an instructor. This training is designed specifically for security personnel assigned to the Agency.

Finally, every six months, guards are required to:

- Repeat the 16 hours of firing range training.
- Requalify with their firearms every six months.

Procurement process for the private security contract

Some members of the Board expressed concern about the integrity of the procurement process. The City Attorney's Office examined the allegations of ethics violations by Chris Grabarkiewctz, project manager for the contract, made in the San Francisco Examiner, and other allegations of wrongdoing. The City Attorney's Office found no ethics violations had occurred by virtue of Mr. Grabarkiewctz's participation in the contract negotiations, and also determined that the sources of allegations of other wrongdoing never produced any evidence supporting their claims. Despite the fact that no State or local laws were violated, some questions remain about the propriety of allowing an employee to participate in negotiations if there is any history of past employment with a prospective contractor, even if it is beyond the minimum of 12 months post private employment. One source within the City suggested that a policy needs to be crafted to address this issue because one does not exist. We respectfully submit that the debate over a possible policy change is one best held between the Ethics Commission and the Board, and not one which should prevent the award of the SFMTA's security contract.

Thank you for your consideration. If you have any further questions, we would be happy to provide you with additional information.

Sincerely,



Edward D. Reiskin
Director of Transportation

From: Board of Supervisors, (BOS)
To: BOS Legislation (BOS)
Subject: File 150248 FW: Formal Protest for the SFMTA Contract for Private Security
Attachments: Formal Protest of SFMTA RFP.docx

From: James Blatz [<mailto:jblatz@andrewsinternational.com>]
Sent: Monday, April 20, 2015 2:38 PM
To: Board of Supervisors, (BOS); Avalos, John (BOS); Breed, London (BOS); Christensen, Julie (BOS); Cohen, Malia (BOS); Farrell, Mark (BOS); Kim, Jane (BOS); Mar, Eric (BOS); Wiener, Scott; Yee, Norman (BOS); Campos, David (BOS); Tang, Katy (BOS)
Cc: jblatz@andrewsinternational.com
Subject: Formal Protest for the SFMTA Contract for Private Security

Greetings to Distinguished Members of the Board of Supervisors,

Attached please find our formal protest regarding the Board of Supervisors consideration of the RFP for Armed and Unarmed Security services.

Please let me know if you have any questions.

Thank you for your kind consideration.

James Blatz



James Laeur Blatz, MBA GPHR | Senior Regional Human Resources | Western Business Unit
2101 4th Avenue, Suite 2300
Seattle, WA 98121
D: 206.577.1132
C: [206.954.3453](tel:2069543453)
jblatz@andrewsinternational.com

2

BOS-11 /
CPAGE

RECEIVED
BOARD OF SUPERVISORS
SAN FRANCISCO
2015 APR 20 PM 2:24
ll



April 17, 2015

Formal Notice of Protest

To: The SFMTA Board, and the Board of Supervisors of the City of San Francisco (Each of whom has received a copy of this protest)

From: Andrews International, Inc.

Re: The decision by the Board of Supervisors to change the Nature and Intent of:

**San Francisco Municipal Transportation Agency
(SFMTA)
Request for Proposals for
ARMED AND UNARMED SECURITY GUARD SERVICES
SFMTA-2015-31
CCO 15-1329)**

Greetings:

Andrews International, a National and International Private Security company, legally operating offices and business in the City and County of San Francisco, come forward now in protest of the recent actions of the Board of Supervisors and the SFMTA new proposals set out on April 14, 2015, concerning the above RFP.

During the course of the discussion to award the contract for Armed and Unarmed Security Guard Service to the **Second Place winner, Cypress Security**, Andrews International finds several directives resulting from the recent Board of Supervisors' meeting need to be protested as **unfair to the other bidders**. This includes our company, Andrews International, who were the actual winners of the contract according to the point system set out in the RFP. It also sheds light on the **unfair treatment of our local LBE contractors**, who will be adversely affected by the decisions made at the meeting.

During the April 14, 2015 meeting of the Board of Supervisors, Andrews International believes the RFP proposal Scope of Work was changed. The Board now is requesting the armed security portion of the contract be removed from the original RFP drafted, and sent out for bid. This represents more than \$7,000,000.00 of services that were originally requested in the RFP.

According to the RFP the following conditions are the only parameters set in place by the SFMTA: (This is text taken directly from original RFP)

I. Introduction and Schedule

A. General

The San Francisco Municipal Transportation Agency (SFMTA) is seeking a vendor to provide Armed/Unarmed Security Services.

The contract shall be a firm, fixed price contract payable upon proof of completion of specified work and contain provisions for liquidated damages in accordance with the terms of the contract.

Now, Andrews International comes forward with this formal protest to bring to light what we as a company feel we are being treated with unfair practices by the SFMTA and the Board of Supervisors. With the changing of the Scope of Work, the action will now disavow the terms of the contract being a "fixed" contract for services. Andrews International has not been given an opportunity to negotiate new terms and conditions that will be affected by the consideration of performing a changed Scope of Work in a new RFP, specifically now to be performed without the armed security coverage, prescribed in the original proposal.

The SFMTA and the Board of Supervisors must be made aware that the bidding of only Unarmed Security Guards changes the nature of the entire Scope of Work for any proposal bid, in that many factors are now affected that will change pricing. Insurance and risk for Armed Security is more expensive and that risk is calculated differently in a proposal of this size that would not include this service. This also affects how the LBE, another requirement of the RFP would be affected, as a large percentage of the Armed Security was bid with this company as the contractor.

Andrews International respectfully asks that the SFMTA board and the Board of Supervisors reopen the RFP, for complete rebidding without the use of Armed Security. Andrews International would have bid differently under these new conditions, and Andrews International feels that we are not being offered a **fair and equal chance to bid for the real contractual requirements for Security Services.**

Andrews International, the top rated private security company bidder for this RFP also respectfully requests a reconsideration of how the Board of Supervisors moves forward at this award without due process for all bidders involved.

Thank you for your immediate attention to this matter.

*James Laeur Blatz MBA, GPHR, SHRM-SCP
Senior Regional Human Resources
Western Region*

From: Board of Supervisors, (BOS)
To: BOS Legislation (BOS)
Subject: File 150248 FW: April 21, 2015 Board Of Supervisors Meeting - Agenda Item #19, Cypress Security - Armed and Unarmed Security Services
Attachments: Treeline LBE Cypress Reference Letter.pdf

From: lora@treelinesecurity.com [<mailto:lora@treelinesecurity.com>]

Sent: Monday, April 20, 2015 9:45 PM

To: Breed, London (BOS); Kim, Jane (BOS); Wiener, Scott; Tang, Katy (BOS); Mar, Eric (BOS); Farrell, Mark (BOS); Cohen, Malia (BOS); Yee, Norman (BOS); Christensen, Julie (BOS); Avalos, John (BOS); Campos, David (BOS)

Cc: Board of Supervisors, (BOS)

Subject: April 21, 2015 Board Of Supervisors Meeting - Agenda Item #19, Cypress Security - Armed and Unarmed Security Services

Dear Honorable Supervisors,

I write to express our support for the approval of the security contract between Cypress Security and the San Francisco Municipal Transportation Agency (SFMTA) and attest to the professional and upstanding nature in which they (Cypress) conduct their business, provide contract services and actively support local business enterprises.

I speak as one of the three partnering local business enterprises (LBE), selected by Cypress for the SFMTA contract before you. We bring forth to your attention the following in hopes that you approve agenda item 19, in reference to contract services between the SFMTA and Cypress Security. Cypress has chosen three (3) LBE sub-contractors to take part in this contract, allowing and affording the three local woman owned small businesses the opportunity to grow and compete within a largely male dominant security industry. Andrews International, a Southern California based security company, did the minimum and selected only one LBE to partner with. This speaks volumes as to the commitment that Cypress has shown towards small and woman owned businesses in San Francisco.

We have found, under the guiding leadership of Kes Narbutas, CEO of Cypress Security, that Cypress operates with the highest professional standards in serving the CCSF, SFMTA and your constituents, and in doing so has been an important mentor providing guidance to local small businesses, such as ourselves. Cypress has time and again offered assistance and advice on how we can develop our businesses, increase training, and adopt risk aversion and technology advances to better our services and abilities to compete within the market space. Cypress has extended networks and business relationships that have afforded our small businesses loans, so that we may grow and overcome the many hurdles faced by small businesses.

We are pleased to provide our highest recommendation as to Cypress' ability and commitment towards the good of San Francisco and it's diverse communities, with a special commitment towards woman and minority owned small businesses. Please feel free to contact us should you have any questions.

Many thanks,

Lora Abaya | Owner

Treeline Security, Inc.

888.951.9997

Dear Honorable Supervisors,

I write to express our support for the approval of the security contract between Cypress Security and the San Francisco Municipal Transportation Agency (SFMTA) and attest to the professional and upstanding nature in which they (Cypress) conduct their business, provide contract services and actively support local business enterprises.

I speak as one of the three partnering local business enterprises (LBE), selected by Cypress for the SFMTA contract before you. We bring forth to your attention the following in hopes that you approve agenda item 19, in reference to contract services between the SFMTA and Cypress Security. Cypress has chosen three (3) LBE sub-contractors to take part in this contract, allowing and affording the three local woman owned small businesses the opportunity to grow and compete within a largely male dominant security industry. Andrews International, a Southern California based security company, did the minimum and selected only one LBE to partner with. This speaks volumes as to the commitment that Cypress has shown towards small and woman owned businesses in San Francisco.

We have found, under the guiding leadership of Kes Narbutas, CEO of Cypress Security, that Cypress operates with the highest professional standards in serving the CCSF, SFMTA and your constituents, and in doing so has been an important mentor providing guidance to local small businesses, such as ourselves. Cypress has time and again offered assistance and advice on how we can develop our businesses, increase training, and adopt risk aversion and technology advances to better our services and abilities to compete within the market space. Cypress has extended networks and business relationships that have afforded our small businesses loans, so that we may grow and overcome the many hurdles faced by small businesses.

We are pleased to provide our highest recommendation as to Cypress' ability and commitment towards the good of San Francisco and it's diverse communities, with a special commitment towards woman and minority owned small businesses. Please feel free to contact us should you have any questions.

Many thanks,

Lora Abaya | Owner

Treeline Security, Inc.

888.951.9997

April 20, 2015

San Francisco Board of Supervisors
1 Dr. Carlton B. Goodlett Place
City Hall, Room 244
San Francisco, Ca. 94102-4689

Re: April 21, 2015 Board Of Supervisors Meeting - Agenda Item #19,
Contract - Cypress Security - Armed and Unarmed Security Services

Dear Honorable Supervisors,

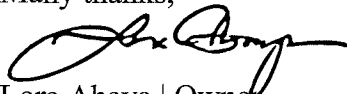
I write to express our support for the approval of the security contract with Cypress Security and the San Francisco Municipal Transportation Agency (SFMTA) and to attest to the professional and upstanding nature in which they (Cypress) conduct their business, contract services and support of local business enterprises.

We speak as one of three partnering local business enterprises (LBE), selected by Cypress for the SFMTA contract before you. I bring forth to your attention the following in hopes that you approve agenda item 19, in reference to contract services between the SFMTA and Cypress Security.

We at Treeline have found, under the guiding leadership of Kes Narbutas, CEO of Cypress Security, that Cypress operates with the highest professional standards in serving the CCSF, SFMTA and your constituents, and in doing so has been an important mentor providing guidance to local small businesses, such as ourselves. Cypress has time and again offered assistance and advice on how we can develop our businesses, increase training, and adopt risk aversion and technology advances to better our services and abilities to compete within the market space. Cypress has extended networks and business relationships that have afforded our small businesses loans, so that we may grow and overcome the many hurdles faced by small businesses.

We are pleased to provide our highest recommendation as to Cypress' ability and commitment towards the good of San Francisco and it's diverse communities, with a special commitment towards woman and minority owned small businesses. Please feel free to contact me should you have any questions.

Many thanks,



Lora Abaya | Owner
Treeline Security
888.951.9997

From: Board of Supervisors, (BOS)
To: Ausberry, Andrea
Subject: File 150148 FW: Land Use and Transportation Committee - SF Heritage support re 149 9th St. Article 11 Change of Designation

From: Mike Buhler [<mailto:MBuhler@sfheritage.org>]
Sent: Monday, April 27, 2015 12:48 PM
To: Cohen, Malia (BOS); Kim, Jane (BOS); Wiener, Scott
Cc: Board of Supervisors, (BOS)
Subject: Land Use and Transportation Committee - SF Heritage support re 149 9th St. Article 11 Change of Designation

Dear Supervisors Cohen, Kim, and Wiener,

San Francisco Heritage staff has reviewed the Article 11 Change of Designation documentation for the property at 149 9th Street, historically known as the Storek Building or the Western Manufacturing Company Building. We have also reviewed the Historic Preservation Commission staff report and understand that the HPC unanimously approved the application at its January 21, 2015 hearing. We also understand that the building's non-profit tenant, Code for America, supports the application before you today.

Based on the foregoing, San Francisco Heritage writes to express its support for the change of designation based on the historic merits of the case and we encourage your approval of this application.

Respectfully submitted,

Mike Buhler



Mike Buhler
Executive Director

SAN FRANCISCO HERITAGE
HAAS-LILIENTHAL HOUSE
2007 FRANKLIN STREET
SAN FRANCISCO, CA 94109
P: 415.441.3000 x15
F: 415.441.3015

www.sfheritage.org
mbuhler@sfheritage.org

[Join Heritage Now](#) | [Find us on Facebook](#) | [Follow us on Twitter](#)

3

From: Board of Supervisors, (BOS)
To: BOS-Supervisors
Subject: FW: 420 traffic mess

-----Original Message-----

From: Joan [<mailto:jfl.821@earthlink.net>]
Sent: Tuesday, April 21, 2015 12:17 PM
To: Yee, Norman (BOS); Board of Supervisors, (BOS)
Subject: 420 traffic mess

Sorry for the misspelled name, I know it is Supervisor Yee. Auto-correct.

-----Original Message-----

>From: Joan <jfl.821@earthlink.net>
>Sent: Apr 21, 2015 12:08 PM
>To: norman.yee@sfgov.org, board.of.supervisors@sfgov.org
>Subject: 420 traffic mess

>

>Supervisor Lee, fellow Supervisors,

>

>I do not know who came up with the traffic control plan for yesterday's
>disaster but I hope going forward more thought and consideration will
>go into the planning of this curious event. Those of us who went to
>work yesterday had a nightmarish commute. I work on the east side and
>live on the west side ...

>2 1/2 hours and no escaping it once you realized what you were in.
>No mobile blinking electronic signs telling you GO BACK.

>

>While in the thick of things, I noticed the barriers were blocking car
>traffic, when I think the smarter solution would have been to use them
>to direct the foot traffic. That was much lighter.

>

>I know generally in this city, the working middle-class who must pick
>up their kids from school, run errands after work, get dinner on the
>table, are not given much consideraton, but it would be nice if someone
>put some intelligent thought into the planning of the events SF likes
>to host.

>

>Thank you for your time.

>

>Joan Lynch
>Native San Franciscan
>District 7

4

From: Board of Supervisors, (BOS)
To: BOS-Supervisors
Subject: FW: Ordinance to Make MUNI safer (Mission Bay Route)

From: Jeanny Ico [mailto:jen_ico@yahoo.com]
Sent: Monday, April 20, 2015 6:54 PM
To: Board of Supervisors, (BOS)
Subject: Ordinance to Make MUNI safer (Mission Bay Route)

To the Board of Supervisors of San Francisco:

My name is Jeanny Ico, 29 years old, female, and I am a San Francisco Resident - living in the Sunset Area. I utilize the public transportation (MUNI) as my commute to work at least 5 days a week. I hope that the City Hall can pass an ordinance or can have Police Officers to provide an undercover cop or security by riding the T Line MUNI travelling by the 3rd Street (Mission Bay) AT ALL TIMES. I boarded MUNI last Sunday, April 19, 2015, at 6:47PM at 3rd Street and Mariposa after my 10AM-6:30PM shift at UCSF Benioff Children's Hospital. I was on my phone texting, when two African American, males, ages between 17 to 21, snatched my phone from my hands and quickly exited at the front entrance/exit of the train by the Caltrain stop (King Street), I think two blocks away from the AT&T Ballpark. A gentleman helped me and recorded a video of me begging to one of them to return my phone. Two more of his friends showed up but the friend who took my phone never showed up and I never got my phone back. Here's what they do, they board the train at a stop and finds a target, quickly grabs the phone from your hands and immediately exits the train before the doors shut. I heard from my colleagues and friends that it is prevalent in that area. I hope there's something that can be done, specially that more people will be travelling by the Mission Bay Area not just because of Caltrain or AT&T Ballpark, but also because of the newly opened UCSF Hospital, employing hundreds of people and catering to thousands of patients. I have filed a police report and I have a recorded video of one of the suspects. I understand that I will never get my phone back, however, I now fear riding MUNI in that area knowing that there's no one who can protect me. I will not be the only first and last victim of such crime, but also many tourists that travels to see Embarcadero and AT&T Park, etc. We don't want them to have a bad perspective of San Francisco. I hope that all of you, as our leaders, can resolve this situation.

Sincerely,
Jeanny Ico
jen_ico@yahoo.com
(415)627-7318

From: Tang, Katy (BOS)
Sent: Thursday, April 23, 2015 11:56 AM
To: Gosiengfiao, Rachel (BOS)
Subject: FW: Please accept SFTRU's #OnBoardSF challenge to ride Muni

for the clerk's records

Katy Tang
District 4 Supervisor
San Francisco Board of Supervisors
City Hall, Room 264
Phone: (415) 554-7460

Office website:
www.sfbos.org/Tang

View our Sunset District Blueprint:
www.sfbos.org/SunsetBlueprint

From: Andy Bosselman [<mailto:and.y@me.com>]
Sent: Thursday, April 23, 2015 8:59 AM
To: Breed, London (BOS); Lee, Mayor (MYR); Yee, Norman (BOS); Farrell, Mark (BOS); Cohen, Malia (BOS); Tang, Katy (BOS)
Subject: Please accept SFTRU's #OnBoardSF challenge to ride Muni

As one of the elected officials who has not yet committed to the San Francisco Transit Rider's challenge to ride Muni for 22 days in June, I encourage you to do so now.

With more than 700,000 rides per day, Muni is widely used in every district. It's already operating beyond its capacity and San Francisco's population continues to grow. Those who ride Muni regularly know first-hand what it's like to use the slowest system in the nation and why it's called a "national embarrassment" by Buzzfeed.

In 2014, Muni's on-time performance rate was a pathetic 57%. In April of 2013, Muni riders were delayed a cumulative 19 years and eight months. The 2013 cost to workers in lost productivity totaled \$50 million.

Today, Muni lurches along with multi-billion dollar maintenance backlog. Despite Props A & B, Muni's budget has grown nowhere near the \$250 million SFMTA director Ed Reiskin said it needed just to bring Muni's current assets into a state of good repair.

In 1993 the voters sent a clear signal that they want elected officials to ride Muni. While Proposition AA is not being enforced, SFTRU's #OnBoardSF challenge offers an opportunity for you to prove your commitment to Muni.

6

"If you're going to be making decisions about transit, you really need to know what it's actually like. Not what it's like in theory, but what it's actually like," said Christof Spieler of the Houston Metro's board of directors in an Atlantic article titled Why the People in Charge of Transit Systems Should Be Required to Actually Ride Transit (SF is mentioned several times in the article).

Yesterday the Mayor posed for an Earth Day photo op boarding Muni. As I noted in a blog post about SFTRU's #OnBoardSF challenge, aside from photo ops, San Francisco citizens don't see the Mayor on Muni. But they do spot the his vehicle parked illegally in bus stops and crosswalks.

Clearly, the time for San Francisco's elected officials start riding Muni is long overdue.

Andy Bosselman

Dial 415.404.6443 | Text 415.412.7989
about.me/andybosselman

From: Board of Supervisors, (BOS)
To: BOS-Supervisors; BOS-Legislative Aides
Subject: FW: Required: Copy of Waiver Request Sent to Board of Supervisors--County of Ventura
Attachments: Admin Code 12b waiver Request County of Ventura Gardner.pdf

From: Folmar, David (DPH)
Sent: Monday, April 27, 2015 10:34 AM
To: Board of Supervisors, (BOS)
Cc: Winchester, Tamra (ADM)
Subject: Required: Copy of Waiver Request Sent to Board of Supervisors--County of Ventura

Required: Copy of Waiver Request Sent to Board of Supervisors

Attached 12b Waiver Request--County of Ventura, \$90,000: 24/7 Access to Specialized Services for Evaluating Contracts, RFP's and Other Government Contracts April 1, 2015-March 31, 2016
Administrative Code 21.16 (b)

7



CITY AND COUNTY OF SAN FRANCISCO CONTRACT MONITORING DIVISION

S.F. ADMINISTRATIVE CODE CHAPTERS 12B and 14B WAIVER REQUEST FORM (CMD-201)

Send completed waiver requests to:
cmd.waiverrequest@sfgov.org or
CMD, 30 Van Ness Avenue, Suite 200, San Francisco, CA
94102

FOR CMD USE ONLY
Request Number:

Section 1. Department Information

Department Head Signature: [Signature]
 Name of Department: Department of Public Health
 Department Address: 101 Grove St. Rm 307 San Francisco CA 94102
 Contact Person: Jacquie Hale, Director, Contract Management and Compliance
 Phone Number: 554-2609 E-mail: Jacquie.Hale@sfdph.org

Section 2. Contractor Information

Contractor Name: County of Ventura Vendor No.: C05981
 Contractor Address: _____
 Contact Person: _____ Contact Phone No.: _____

Section 3. Transaction Information

Date Waiver Request Submitted: March 23, 2015 Type of Contract: System Support and Maintenance
 Contract Start Date: April 1, 2015 End Date: March 31, 2016 Dollar Amount of Contract: \$ \$ 90,000.00

Section 4. Administrative Code Chapter to be Waived (please check all that apply)

Chapter 12B
 Chapter 14B *Note: Employment and LBE subcontracting requirements may still be in force even when a 14B waiver (type A or B) is granted.*

Section 5. Waiver Type (Letter of Justification must be attached, see Check List on back of page.)

A. Sole Source
 B. Emergency (pursuant to Administrative Code §6.60 or 21.15)
 C. Public Entity
 D. No Potential Contractors Comply (Required) Copy of waiver request sent to Board of Supervisors on: _____
 E. Government Bulk Purchasing Arrangement (Required) Copy of waiver request sent to Board of Supervisors on: April 27, 2015
 F. Sham/Shell Entity (Required) Copy of waiver request sent to Board of Supervisors on: _____
 G. Subcontracting Goals
 H. Local Business Enterprise (LBE)

CMD/HRC ACTION	
12B Waiver Granted: _____	14B Waiver Granted: _____
12B Waiver Denied: _____	14B Waiver Denied: _____
Reason for Action: _____	
CMD Staff: _____	Date: _____
CMD Director: _____	Date: _____
HRC Director (12B Only): _____	Date: _____



MEMORANDUM

TO: Maria Cordero, Director, Contract Monitoring Division
THROUGH: Barbara A. Garcia, MPA, Director of Health *AG*
FROM: Jacquie Hale, Director, DPH Office of Contracts Management *JH*
DATE: March 23, 2015
SUBJECT: 12B Waiver

The Department of Public Health (DPH) respectfully requests approval of the attached amended 12B Waiver:
County of Ventura, v#C05981

Commodity/Service: Purchase "Gartner for IT Executives – CIO Signature" product suite of resource tools for IT professionals which offers 24/7 portal access to highly specialized services for evaluating contracts, RFPs and other government agreements. The department will utilize these services in reviewing upcoming RFPs and contracts.

Amount: \$90,000

Funding Source: General Funds

Term: Term: April 1, 2015-March 31, 2016

*** Exempt from 14B, government entity.*

Rationale for this sole source waiver:

The Department of Public Health is requesting a waiver of City Administrative Code 12B requirements for County of Ventura.

The Department will purchase Gartner advisory services through the County of Ventura pursuant to Administrative code 21.16(b) allowing the use of the competitive procurement process of other public agencies. Ventura County serves as the contract host for Gartner products via the County of Ventura Research and Advisory Services contract 4667. Ventura County issued an RFP for information technology research and advisory services and awarded the contract to Gartner.

Staff requests a waiver to the requirements of Administrative Code Section 12b on the grounds that County of Ventura is the sole—although noncompliant—respondent to a Request for Proposals for an essential service or commodity at Laguna Honda Hospital.

For questions concerning this waiver request, please call the Office of Contract Management at 255-3491.

Thank you for your consideration.

12B.5-1.d.1 Non Applicability, Exceptions and Waivers

(d) Upon the request of a potential contractor or upon the contracting officer's own initiative, after taking all measures to find an entity that complies with the law, the contracting officer may waive any or all of the requirements of this Chapter for any contract, property contract or bid package advertised and made available to the public, or any competitive or sealed bids received by the City as of the date of the enactment of this ordinance under the following circumstances:

From: Board of Supervisors, (BOS)
To: BOS-Supervisors
Cc: Evans, Derek
Subject: FW: IDA Letter re: File #150191 SF Wildlife Entertainment
Attachments: SF IDA Letter Entertainment Wildlife.pdf

From: Toni Frohoff [<mailto:toni@idausa.org>]
Sent: Tuesday, April 21, 2015 11:23 AM
To: Board of Supervisors, (BOS)
Cc: Evans, Derek
Subject: IDA Letter re: File #150191 SF Wildlife Entertainment

Dear Derek,
Kindly let me know if it has been received this time?
Thanks much!
Toni

~~~~~  
**Toni Frohoff, Ph.D.**  
Elephant & Cetacean Scientist  
Campaigns Director  
**In Defense of Animals**  
[www.idausa.org](http://www.idausa.org)  
Email: [toni@idausa.org](mailto:toni@idausa.org)  
805-705-7071







## IN DEFENSE OF ANIMALS

**TO: Board President, Supervisor London Breed and City and County of San Francisco Board of Supervisors** (Sent via email to: [board.of.supervisors@sfgov.org](mailto:board.of.supervisors@sfgov.org))

April 9, 2015

**RE: FILE #150191:** Support For Health Code: Ban of Wild or Exotic Animals for Public Entertainment or Amusement

Dear President Breed and Board of Supervisors,

I write as a wildlife scientist and, on behalf of In Defense of Animals (IDA), a non-profit organization with 200,000 supporters; based in San Rafael and with a strong constituency in the San Francisco Bay area. We enthusiastically urge your support for your ban of wild or exotic animals used for public entertainment or amusement. We applaud and thank the Supervisors who introduced and supported this enlightened effort – and those of you who are seriously consider passing this important ordinance.

We urge you ensure that San Francisco no longer permits the archaic practice of using and abusing wild animals for entertainment or amusement. Please do not permit such future frivolous, inhumane, and dangerous (to the animals and the public) and cruel practices that take away from much-needed conservation efforts and the need to teach respect for – not exploitation of -for these magnificent and intelligent animals.

Given the unique and extensive physical and psychological needs of wild animals that science is increasingly documenting, there can be no reasonable justification for the continuation of such practices that, in their very nature, are now known to be highly abusive. Thank you.

With Gratitude,

*Toni Frohoff*

Toni Frohoff, Ph.D.  
Elephant & Cetacean Scientist  
San Rafael, CA

1

**In Defense of Animals**  
San Rafael, California  
[info@idausa.org](mailto:info@idausa.org)  
[www.idausa.org](http://www.idausa.org)

**IDA Hope Animal Sanctuary**  
Grenada, Mississippi  
[www.idausa.org/Hope](http://www.idausa.org/Hope)

**IDA Africa**  
Sanaga-Yong Chimpanzee  
Rescue Center  
Cameroon, Africa  
[www.idausa.org/Africa](http://www.idausa.org/Africa)

**IDA India**  
Mumbai, India  
[www.idausa.org/India](http://www.idausa.org/India)

**Fighting Apathy, Building Empathy**



**IN DEFENSE OF ANIMALS**

2

**In Defense of Animals**  
San Rafael, California  
info@idausa.org  
www.idausa.org

**IDA Hope Animal Sanctuary**  
Grenada, Mississippi  
www.idausa.org/Hope

**IDA Africa**  
Sanaga-Yong Chimpanzee  
Rescue Center  
Cameroon, Africa  
www.idausa.org/Africa

**IDA India**  
Mumbai, India  
www.idausa.org/India

**Fighting Apathy, Building Empathy**

---

**From:** Board of Supervisors, (BOS)  
**To:** BOS-Supervisors; BOS Legislation (BOS)  
**Subject:** File 150191 FW: Performing Animal Ban

-----Original Message-----

From: Monica Welde [<mailto:bigbearpines10@aol.com>]  
Sent: Monday, April 20, 2015 2:51 PM  
To: Board of Supervisors, (BOS)  
Subject: Performing Animal Ban

Dear Board of Directors,

Please do not pass the ban on performing animals in the city of San Francisco. A ban such as this violates our Constitutional rights as American citizens. Many animals in different environments serve as ambassadors for their endangered species. To see an animal like an elephant, tiger or a bear up close brings awareness to that particular species and may aid in the conservation effort. Contrary to what animal rights activists may claim, performing animals thrive and lead a full and richer life than animals in a zoo like setting. Training is

a form of enrichment and the animal has a relationship and rapport and bond with it's trainer or caretaker. Many intelligent species need mental and physical stimulation that is important to its well being and may look forward to a food treat reward and thrive with loving human care. Please consider this carefully. I am a wildlife educator and teach people about bears and what they face in the wild today. Do not deprive the public of learning about wild animals. If we don't have them in loving human care then we will not have them in the wild. Thank you,

Ursula  
Beringer -Wild Animal Education Inc.

---

**From:** Board of Supervisors, (BOS)  
**To:** BOS-Supervisors; BOS Legislation (BOS)  
**Subject:** File 150191 FW: Stop Advocating Extinction on Performing Animals

-----Original Message-----

From: Curtis Livingston [<mailto:nicetownsurfer@hotmail.com>]  
Sent: Monday, April 20, 2015 5:31 PM  
To: Board of Supervisors, (BOS)  
Subject: Stop Advocating Extinction on Performing Animals

What your members are about to is WRONG.

To these animals, there's no "wild" left. Since these performing animals are born here in the States, you're trying to make the animals in the circuses EXTINCT.

I don't advocate extinction. Neither should you. Stop trying to listen to PETA and other Animal Rights groups.

Extinction and the wild is NOT the answer. Look at what happened to the White Rhinoceros.

With this ban, you're doing the same thing to the Animals in the circuses and other performing shows. Reconsider. Leave the circus animals alone. Extinction is NEVER the answer.

Don't advocate it with this Un-Constitutional ban.

Thank you for reading.

Animal Welfare. Not Animal Rights.

Curtis Julious Livingston, III

---

**From:** Board of Supervisors, (BOS)  
**To:** BOS-Supervisors  
**Subject:** File 150191 FW: Circus Animals

---

**From:** John W [<mailto:messagesforjohn@yahoo.com>]  
**Sent:** Wednesday, April 22, 2015 10:42 PM  
**To:** Board of Supervisors, (BOS)  
**Subject:** Circus Animals

Thanks to the board for speaking up for animals in voting to keep locally-performing circuses animal-free. Circus representatives will talk about what wonderfully-humanitarian conservationists they are, but rings of fire, bull hooks, tiny enclosures and a life spent going through the motions, always on the road, have nothing to do with conservation. Children & adults exposed to the creatures in these outlandish conditions may love the animals, but the only thing they are learning is to perpetuate the idea of putting them into this unnatural spectacle of a life. I never give money to animal circuses, and I thank the City of San Francisco for making a statement.

John Weaver

---

**From:** Board of Supervisors, (BOS)  
**To:** BOS-Supervisors; BOS Legislation (BOS)  
**Subject:** File 150191 FW: Laughing stock of nation: Ban on Circus

---

**From:** Brian Amble [<mailto:brianamble@sbcglobal.net>]  
**Sent:** Monday, April 20, 2015 3:35 PM  
**To:** Board of Supervisors, (BOS)  
**Subject:** Laughing stock of nation: Ban on Circus

I don't know what else to say other than this is sheer nonsense.

How about banning homeless?

How about stopping homeless from vandalizing property and attacking citizens?

The BOS is a joke at this point.

Sad state of affairs for SF.

Diane Amble

---


**From:** Board of Supervisors, (BOS)  
**To:** BOS-Supervisors  
**Subject:** FW: White People

-----Original Message-----

From: Donald Hoganson [<mailto:Bethesda415@hotmail.com>]  
Sent: Wednesday, April 22, 2015 2:27 PM  
To: Board of Supervisors, (BOS)  
Subject: White People

To the SF Board of Supervisors; I do not see that you represent the white people of San Francisco. It seems to be the general opinion of the people that whites are no longer in power. I support a Tabernacle of God at 1455 Market Street, San Francisco, CA 94103, to represent a holy & white power coming from God Almighty & Jesus Christ Who do rule the world. It would have power over any other government & would control all government matters. We are Isalam, Bethesda & Mizpah: the new names for God, Son & Holy City, The Holy New Jerusalem. We are waiting for The Great Day of God Almighty which just may occur on May 1, 2015, Mayday! Things seem to be upset enough that this could be a definite possibility, and a good one at that. So be prepared! Thank you for your time. Bethesda D Hoganson. 2650 Ortega Street, SF CA 94122. 415 678-7216. [Twitter.com/Bethesda213](https://twitter.com/Bethesda213).  
Sent from my iPhone

10



RECEIVED  
BOARD OF SUPERVISORS  
SAN FRANCISCO

2015 APR 24 AM 8:01

SAN FRANCISCO BRANCH

NAACP

Rules  
BOS II, COB, CPages  
File: 150899

April 22, 2015

**TO: VIA EMAIL AND HAND DELIVERY**

London Breed, President, S.F. Board of Supervisors  
Malia Cohen, S.F. Board of Supervisors  
David Campos, S.F. Board of Supervisors  
Eric L. Mar, S.F. Board of Supervisors  
Mark Farrell, S.F. Board of Supervisors  
Scott Wiener, S.F. Board of Supervisors  
Norman Yee, S.F. Board of Supervisors  
Katy Tang, S.F. Board of Supervisors  
Jane Kim, S.F. Board of Supervisors  
John Avalos, S.F. Board of Supervisors  
Clerk, Board of Supervisors

**Re: Julius Turman, Esq. – Reappointment to the S.F. Police Commission**

Dear Members of the San Francisco Board of Supervisors:

An *ad hoc* committee of the S.F. Branch of the NAACP met yesterday concerning the re-appointment of Police Commissioner Julius Turman, Esq. We were unaware of any challenge or issue respecting the re-appointment of Commissioner Turman, until we were apprised on this past Sunday. After conferring, it is remains the unequivocal will the S.F. NAACP Branch that Commissioner Turman be forthwith re-appointed to the S.F. Police Commission, without any break in service. Stated differently, Commissioner Turman must be re-appointed prior to the expiration of his term, closing on April 30, 2015.

You know Commissioner Turman's stellar qualifications for this office. He is an accomplished attorney, having been called as a partner to the prestigious international corporate law firm, Reed Smith, LLP. Commissioner Turman is intelligent, hard-working and knowledgeable about the myriad issues facing the SFPD, which disproportionately impact the African American, Latin, and poor communities of the City and County of San Francisco ("CCSF"). We need Commissioner Turman in office right now and at this very moment, to continue his good work on behalf of all people of the CCSF.

We respectfully, therefore, request that Commissioner Turman be re-appointed posthaste as a *bona fide* member of the S.F. Police Commission with all rights, privileges, and immunities.

In His Service,

Rev. Dr. Amos C. Brown, President

11



ZACKS & FREEDMAN, P.C.  
235 MONTGOMERY STREET, SUITE 400  
SAN FRANCISCO, CALIFORNIA 94104

1  
2  
3  
4  
5  
6  
7  
8  
9  
10  
11  
12  
13  
14  
15  
16  
17  
18  
19  
20  
21  
22  
23  
24  
25  
26  
27  
28

RYAN J. PATTERSON (SBN 277971)  
MICHAEL E. PROFANT (SBN 299246)  
ZACKS & FREEDMAN, P.C.  
235 Montgomery Street, Suite 400  
San Francisco, CA 94104  
Tel: (415) 956-8100  
Fax: (415) 288-9755

Attorneys for Petitioners  
JACK OSWALD and ANNEKE SELEY

RECEIVED  
BOARD OF SUPERVISORS  
SAN FRANCISCO  
2015 APR 23 PM 3:40  
ZHB

File: 141244  
Orig: Leg. Clerk / Leg Dep  
OS BOS-11, COB,

Dep. City  
Atty  
Mayor,  
CPack

**SUPERIOR COURT OF THE STATE OF CALIFORNIA  
COUNTY OF SAN FRANCISCO – UNLIMITED CIVIL JURISDICTION**

JACK OSWALD and ANNEKE SELEY,

Petitioners,

vs.

CITY AND COUNTY OF SAN  
FRANCISCO, a municipal corporation,  
BOARD OF SUPERVISORS OF THE CITY  
AND COUNTY OF SAN FRANCISCO, SAN  
FRANCISCO PLANNING COMMISSION,  
SAN FRANCISCO BOARD OF APPEALS,  
SAN FRANCISCO ZONING  
ADMINISTRATOR, and SAN FRANCISCO  
PLANNING DEPARTMENT, inclusive,

Respondents.

BRUNO KANTER and SUZANNE  
KANTER,

Real Parties in Interest.

Case No.:

**NOTICE OF INTENT TO FILE CEQA  
PETITION**

12

## NOTICE OF INTENT TO FILE CEQA PETITION

To CITY AND COUNTY OF SAN FRANCISCO, a municipal corporation, BOARD OF SUPERVISORS OF THE CITY AND COUNTY OF SAN FRANCISCO, SAN FRANCISCO PLANNING COMMISSION, SAN FRANCISCO BOARD OF APPEALS, SAN FRANCISCO ZONING ADMINISTRATOR, and SAN FRANCISCO PLANNING DEPARTMENT:

PLEASE TAKE NOTICE, under Public Resources Code § 21167.5, that petitioners, JACK OSWALD and ANNEKE SELEY, intend to file a petition under the provisions of the California Environmental Quality Act against respondent, CITY AND COUNTY OF SAN FRANCISCO, a municipal corporation, BOARD OF SUPERVISORS OF THE CITY AND COUNTY OF SAN FRANCISCO, SAN FRANCISCO PLANNING COMMISSION, SAN FRANCISCO BOARD OF APPEALS, SAN FRANCISCO ZONING ADMINISTRATOR, and SAN FRANCISCO PLANNING DEPARTMENT, *inter alia*, challenging its Class 1 categorical exemption from CEQA for the project proposed under Building Permit Application No. 2013.11.13.1794 and located at 312 Green Street, San Francisco, and approval of said building permit and rear-yard setback variance (Case No. 2013.1652V) (collectively, the "Project").

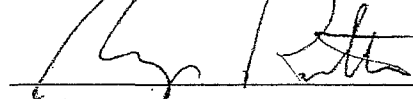
The petition will seek the following relief:

- 1) That this Court issue a peremptory writ of mandate:
  - a. Commanding the City to rescind, void, and set aside the Department's CEQA exemption determination for the Project, and all decisions upholding that determination, and instead require the Department to perform an initial study of environmental impacts to ascertain the proper scope of environmental review for the Project; and
  - b. Commanding the City to rescind, void, and set aside its decision approving and upholding the Project variance;
- 2) For costs of suit herein;
- 3) For reasonable attorneys' fees under Code of Civil Procedure section 1021.5 and Government Code section 800;
- 4) For such other relief as the Court deems just and proper.

A copy of the petition to be filed by petitioners is attached to this notice.

Date: April 21, 2015

ZACKS & FREEDMAN, P.C.



By: Ryan J. Patterson

Attorneys for petitioners

JACK OSWALD and ANNEKE SELEY

Orig: LegClient/LegDep  
0: BOS-11, COB  
Dep. City Atty  
File 141244

RECEIVED  
BOARD OF SUPERVISORS  
SAN FRANCISCO

2015 APR 23 PM 3:40

*ALB*

1 RYAN J. PATTERSON (SBN 277971)  
2 MICHAEL E. PROFANT (SBN 299246)  
3 ZACKS & FREEDMAN, P.C.  
4 235-Montgomery Street, Suite 400  
5 San Francisco, CA 94104  
6 Tel: (415) 956-8100  
7 Fax: (415) 288-9755

8 Attorneys for Petitioners  
9 JACK OSWALD and ANNEKE SELEY

10 SUPERIOR COURT OF THE STATE OF CALIFORNIA  
11 COUNTY OF SAN FRANCISCO – UNLIMITED CIVIL JURISDICTION

12 JACK OSWALD and ANNEKE SELEY,  
13  
14 Petitioners,

15 vs.

16 CITY AND COUNTY OF SAN  
17 FRANCISCO, a municipal corporation,  
18 BOARD OF SUPERVISORS OF THE CITY  
19 AND COUNTY OF SAN FRANCISCO, SAN  
20 FRANCISCO PLANNING COMMISSION,  
21 SAN FRANCISCO BOARD OF APPEALS,  
22 SAN FRANCISCO ZONING  
23 ADMINISTRATOR, and SAN FRANCISCO  
24 PLANNING DEPARTMENT, inclusive,

25 Respondents.

26 BRUNO KANTER and SUZANNE  
27 KANTER,

28 Real Parties in Interest.

Case No.:

PETITION FOR WRIT OF MANDATE  
(Pub. Resources Code §§ 21168; San  
Francisco Charter § 4.105 & San Francisco  
Planning Code § 305)

Date:  
Time:  
Dept: 503 (CEQA case)  
Judge: Hon. Teri L. Jackson

Petitioners Jack Oswald and Anneke Seley ("Petitioners" or "Oswald and Seley")

allege as follows:

ZACKS & FREEDMAN, P.C.  
235 MONTGOMERY STREET, SUITE 400  
SAN FRANCISCO, CALIFORNIA 94104

1  
2  
3  
4  
5  
6  
7  
8  
9  
10  
11  
12  
13  
14  
15  
16  
17  
18  
19  
20  
21  
22  
23  
24  
25  
26  
27  
28

INTRODUCTION

1. This action challenges the decisions by Respondents City and County of San Francisco, Board of Supervisors of the City and County of San Francisco, San Francisco Planning Commission, San Francisco Board of Appeals, San Francisco Zoning Administrator, and San Francisco Planning Department (collectively the "City") in connection with the approval of land use entitlements allowing the substantial demolition and expansion of an over 100-year-old building (the "Project") at 312 Green Street in San Francisco's historic Telegraph Hill neighborhood (the "Site"), and the City's exemption of the Project from environmental review under the California Environmental Quality Act ("CEQA").

2. The City failed to comply with CEQA by issuing an erroneous determination that the Project was categorically exempt from CEQA as a minor alteration of an existing structure.

3. Petitioners challenge the City's exemption of this project from CEQA on two grounds.

4. First, the City should not have relied on any categorical exemption for the Project due to unusual circumstances raising "a reasonable possibility that the activity will have a significant effect on the environment." (CEQA Guidelines § 15300.2(c).) Unusual geologic circumstances consisting of unique sandstone bedrock may make it extremely difficult to excavate the Site, potentially requiring blasting. There is a reasonable possibility that blasting would have a significant adverse effect in this dense urban environment. Moreover, a number of other conditions affecting the Site, including

1 the unique aesthetic characteristics of the neighborhood, qualify as unusual  
2 circumstances. Since the Project could have a significant effect on the environment based  
3 on this range of unusual circumstances, the City is precluded from relying on any  
4 categorical exemption for the Project.  
5

6 5. Second, because the Project constitutes an increase of more than 50  
7 percent of the existing structure's floor area and/or qualifies as a de facto demolition of  
8 the existing structure and the construction of a new structure, the Class 1 categorical  
9 exemption was not available for the Project. The resulting defective public notice  
10 constituted an abuse of discretion since it denied the public its right to be informed of the  
11 true scope of the Project. (See Public Resources Code § 21168.5.)  
12

13 6. Petitioners also challenge the Zoning Administrator's approval of the  
14 Project variance and the Board of Appeals' subsequent decision upholding the variance  
15 by a vote of 2 to 1. There is no substantial evidence in the record to support the  
16 determination that the Project meets the stringent standards for variance approval. (See  
17 Planning Code section 305(c).) Furthermore, the ZA's findings did not establish  
18 compliance with the requisite standards. Therefore, the ZA and Board decisions on the  
19 Project variance constitute a prejudicial abuse of discretion.  
20

21 7. Petitioners seek a writ of mandate, *inter alia*, ordering the City to set aside  
22 its approval of the Project variance and compelling the City to complete environmental  
23 review of the Project pursuant to CEQA.  
24

25 **PARTIES**

26 8. Petitioners Jack Oswald and Anneke Seley own property located at 310  
27 Green Street in San Francisco, immediately adjacent to the Site. Petitioners' property,  
28

1 along with other neighborhood properties, will be adversely affected by the Project's  
2 environmental impacts. Petitioners have a substantial interest in ensuring that the City's  
3 decisions on the Project entitlements are in conformity with the requirements of law, and  
4 in having those requirements properly executed and the public duties of the City  
5 enforced.  
6

7 9. Respondent City and County of San Francisco is a charter city existing  
8 under the Constitution and the laws of the State of California. The Site is located within  
9 the jurisdictional limits of the City and County of San Francisco. The City and County of  
10 San Francisco, including all its officials, boards, commissions, departments, bureaus and  
11 offices ("Agents"), constitutes a single "local agency," "public agency," or "lead agency"  
12 as those terms are used in CEQA and is responsible under CEQA for evaluating the  
13 environmental impacts of the Project. The City and County of San Francisco is also  
14 responsible for the actions of its Agents in implementing its system of land use  
15 entitlements, including variance approvals, in accordance with State and local laws.  
16

17  
18 10. Respondent Board of Supervisors of the City and County of San Francisco  
19 is the elected governing body of the City and is the body responsible for deciding appeals  
20 of Planning Department determinations regarding CEQA exemptions.  
21

22 11. Respondent City and County of San Francisco Planning Commission (the  
23 "Commission") is an executive commission constituted pursuant to Charter section 4.105.  
24 The Commission is charged with approving all permits affected by the Planning Code.  
25

26 12. Respondent City and County of San Francisco Planning Department (the  
27 "Department") is the executive agency charged with performing the administrative  
28

1 actions required by CEQA, including, *inter alia*, CEQA exemption determinations,  
2 pursuant to City and County of San Francisco Administrative Code section 31.04(b).

3 13. Respondent City and County of San Francisco Board of Appeals (the  
4 “Board”) is a quasi-judicial body established pursuant to Charter section 4.106. The  
5 Board is the body charged with hearing appeals of building permits, variances, and other  
6 land use entitlements.

7  
8 14. Respondent City and County of San Francisco Zoning Administrator  
9 (“ZA”), a position created pursuant to Charter section 4.105, is charged with making  
10 Planning Code variance determinations, subject to the requirements set forth in Charter  
11 section 4.105 and Planning Code section 305(c).

12  
13 15. Real Parties in Interest (“Real Parties”) Bruno Kanter and Suzanne Kanter  
14 own the property at 312 Green Street (the “Site”) and hold the land use entitlements  
15 challenged by this Petition.

16  
17 **FACTS**

18 16. The Site consists of a 1,062 square-foot lot zoned for residential use,  
19 located at 312 Green Street in San Francisco (“the Site”). The Site is within two blocks of  
20 the Telegraph Hill Historic District, one of the City’s few designated historic districts.

21 17. The existing structure at the Site consists of a quaint two-story house with  
22 a garage and storage space at the lower level and 1,017 square feet of living space on the  
23 upper level. The house was built in 1907 during the post-earthquake reconstruction  
24 period. While the façade of this building has been altered, it is one of the few remaining  
25 structures from this period on the block that maintains its original size and shape.  
26  
27  
28

1           18.     The existing structure occupies the entire lot. Since the City now requires  
2 a minimum 15-foot rear-yard setback in the RM-1 Zoning District, the structure does not  
3 conform to current zoning requirements. However, the structure is legal despite its  
4 nonconforming status, because the City required no setbacks at the time it was built.  
5

6           19.     The Project consists of the substantial demolition of the existing structure,  
7 reconstruction of the existing two floors within the same building footprint, and the  
8 addition of two more stories and a roof deck. The existing structure will be virtually  
9 unrecognizable once the Project has been completed.  
10

11           20.     The first two floors will continue to occupy the entire lot. The City granted  
12 the Project a variance so the new third story could encroach ten and a half feet into the  
13 required fifteen-foot rear yard, and exterior stairs accessing the roof deck could also  
14 encroach therein at the fourth story. The Project will be twice the height of the existing  
15 structure and 150% larger in terms of habitable floor space. The Project will also create  
16 substantial outdoor living space, including the roof deck above the new fourth floor. The  
17 Project will be one of the largest dwelling units in the neighborhood despite the relatively  
18 small size of the Site.  
19

20           21.     On November 13, 2013, Real Parties filed a building permit application  
21 (BPA No. 2013.11.13.1794) for the Project (the "Permit"). The Department found the  
22 Project categorically exempt from CEQA under Class 1 [Minor Alteration of Existing  
23 Structure].  
24

25                           **EXHAUSTION OF ADMINISTRATIVE REMEDIES**  
26  
27  
28



1           22.     Petitioners have performed any and all conditions precedent to the filing  
2 of this Petition, and have participated in all phases of the administrative and  
3 environmental review process, and have fully exhausted their administrative remedies.  
4

5  
6     **A.     CEQA Administrative Remedies Exhaustion**

7           23.     On July 21, 2014, Petitioners filed an application for discretionary review  
8 of the Permit with the Commission.

9           24.     Under Planning Code section 311(d), the Commission is empowered to  
10 review building permits and require modifications to protect the public interest.  
11

12           25.     At a hearing on October 23, 2014, the Commission declined to exercise its  
13 discretionary review authority over the Permit and approved the Project, as proposed.  
14 Under San Francisco Administrative Code § 31.04(h)(1)(A), this decision qualified as the  
15 approval action, triggering a 30-day window in which to appeal the Department's CEQA  
16 determination.  
17

18           26.     On November 24, 2014, Petitioners filed a timely letter of appeal with the  
19 Board of Supervisors, challenging the Department's CEQA determination. The letter set  
20 forth objections to the Project CEQA determination, supported by substantial evidence in  
21 the form of expert opinion, research studies, and other sources. Petitioners' letter raised  
22 each of the legal deficiencies asserted in this petition.  
23

24           27.     At the CEQA appeal hearing on January 13, 2014, Petitioners submitted  
25 oral argument to the Board of Supervisors in opposition to the CEQA determination. The  
26 Board of Supervisors affirmed the Department's CEQA exemption determination for the  
27 Project.  
28

1 **B. Variance Administrative Remedies Exhaustion**

2 28. On October 23, 2014, the ZA conducted a public hearing of the Project  
3 variance application. On November 20, 2014, the ZA issued a decision letter approving  
4 the Project variance.  
5

6 29. On November 24, 2014, Petitioners filed an appeal of the Project variance  
7 approval with the Board.

8 30. Petitioners subsequently submitted a brief to the Board setting forth  
9 arguments as to why the ZA's decision was in error, supported by substantial evidence in  
10 the form of expert opinion, data analysis, and other sources. Petitioners' brief raised each  
11 of the legal deficiencies asserted in this petition.  
12

13 31. The Board heard the appeal on February 11, 2015. Petitioners submitted  
14 oral arguments to the Board in opposition to the ZA's variance decision.  
15

16 32. Two Board commissioners voted to uphold the variance, while one  
17 commissioner favored granting Petitioners' appeal and overturning the variance. (One  
18 commissioner was absent and there was one vacant position at the time.)

19 33. The Board issued a Notice of Decision and Order on February 24, 2015,  
20 stating that because there were insufficient votes "to uphold, reverse or amend the  
21 departmental action, the [ZA's] action to grant the subject variance became the City's  
22 final decision as a matter of law."  
23

24 **CEQA NOTICE REQUIREMENTS**

25 34. Petitioners have performed all actions required by law precedent to filing  
26 this action, including complying with the requirement of Public Resources Code section  
27  
28

1 21167.5 by mailing notice to the City that this action would be filed. A copy of this  
2 notice is attached hereto as Exhibit A.

3 35. Petitioners will also serve a copy of this petition on the California  
4 Attorney General within ten days after filing, as required by law. (Pub. Resources Code §  
5 21167.7; CCP § 388.)  
6

7 36. Petitioners will serve this Petition and Complaint on the City and file a  
8 request for preparation of the administrative record within 10 business days of the filing  
9 of this action. (Pub. Resources Code § 21167.6.)  
10

### 11 JURISDICTION AND VENUE

12 37. The San Francisco County Superior Court has initial jurisdiction of the  
13 matters alleged herein pursuant to Public Resources Code section 21168, which  
14 authorizes the Court to review and set aside public agency actions that violate CEQA,  
15 and Code of Civil Procedure section 1094.5, which authorizes Petitioners to seek a writ  
16 of mandate, and which authorizes the Court to review and set aside public agency  
17 decisions involving a prejudicial abuse of discretion. Venue is proper pursuant to Code of  
18 Civil Procedure section 394(a), which provides that “[a]n action . . . against a . . . city and  
19 county . . . may be tried in [that] . . . city and county. . . .”  
20

### 21 RELIEF REQUESTED

22 38. Petitioners seek a writ of mandate, costs, and attorneys’ fees.  
23

24 A. Writ of Mandate to Compel CEQA Compliance and to Void Variance  
25 Approval (Code Civ. Proc. § 1094.5; Pub. Resources Code §§ 21168, 21168.9;  
26 City Charter § 4.105 & Planning Code § 305)

27 39. Petitioners seek a writ of mandate pursuant to Public Resources Code  
28 section 21168 (to challenge CEQA decisions of adjudicative bodies) and Code of Civil

1 Procedure section 1094.5 (providing for writ issuance to inquire “into the validity of any  
2 final administrative order or decision” resulting from a proceeding requiring a hearing  
3 and the taking of evidence).

4  
5 40. “The inquiry . . . shall extend to . . . whether there was any prejudicial  
6 abuse of discretion,” which may consist of (1) agency failure to proceed in the manner  
7 required by law; (2) agency decision not supported by the findings; or (3) agency findings  
8 not supported by the evidence. (CCP § 1094.5(b).)

9  
10 41. “[A]buse of discretion is established if the court determines that the  
11 findings are not supported by substantial evidence in the light of the whole record.” (CCP  
12 § 1094.5(c).)

13 42. Petitioners seek a writ of mandate on the grounds that Respondents  
14 prejudicially abused their discretion in (1) erroneously finding the Project categorically  
15 exempt from CEQA, and (2) approving the Project variance by (a) making findings not  
16 supported by the evidence, and (b) reaching a decision not supported by the findings.

17  
18 43. Section 21168.9 authorizes a court, after finding a CEQA violation, to  
19 issue a peremptory writ of mandate requiring the agency to void or suspend decisions for  
20 which CEQA compliance was necessary, or to take other steps necessary to bring its  
21 decisions into compliance with CEQA.

22  
23 44. Petitioners request that the Court issue a peremptory writ (1) voiding,  
24 pursuant to Public Resources Code section 21168.9(a)(1), all Project approvals relying on  
25 the erroneous CEQA determination, and (2) setting aside, pursuant to Code of Civil  
26 Procedure section 1094.5(f), Respondents’ decisions to approve and uphold the Project  
27 variance.  
28

1 **B. Attorneys' Fees and Costs**  
2 **(Code Civ. Proc. §§ 1021.5, 1032; Gov't Code § 800)**

3 45. This action involves the enforcement of important rights affecting the  
4 public interest. Excavation of the hard sandstone bedrock at the Site may require blasting,  
5 which poses a risk of injury to real property and people in the immediate vicinity.  
6 Environmental review under CEQA would allow those risks to be fully investigated and  
7 mitigated in advance, thereby protecting the public interest. Petitioners are therefore  
8 entitled to an award of reasonable attorneys' fees under Code of Civil Procedure section  
9 1021.5.  
10

11 46. Furthermore, since Respondents' conduct in exempting the Project from  
12 CEQA and approving the Project variance was arbitrary and capricious, Petitioners  
13 request \$7,500 in attorneys' fees under Government Code section 800.  
14

15 47. Finally, Petitioners seek recovery of all costs pursuant to Code of Civil  
16 Procedure section 1032.

17 **FIRST CAUSE OF ACTION**

18 **(Violations of CEQA, Pub. Resources Code § 21000 et seq.)**

19 **(Unusual Circumstances Exception Precludes Reliance on Categorical Exemptions)**

20 48. Petitioners hereby reallege and incorporate the allegations contained in  
21 paragraphs 1 through 47 inclusive, of this Petition, as if fully set forth herein.  
22

23 49. CEQA applies to all private projects approved by a public agency or for  
24 which the agency must issue a discretionary permit, license, or other approval.  
25

26 50. Under CEQA, an agency prejudicially abuses its discretion when (1) it  
27 fails to proceed in the manner required by law; (2) its decision is not supported by the  
28

1 findings; or (3) its findings are not supported by the evidence. (Pub. Resources Code §  
2 21168; CCP § 1094.5(b).)

3 51. The Project is subject to CEQA, *inter alia*, because it relies on a  
4 variance—a type of discretionary permit—to authorize its construction.  
5

6 52. Petitioners challenge the City’s CEQA determination for the Project (i.e.,  
7 Class 1—categorical exemption) pursuant to California Public Resources Code section  
8 21168.

9 53. Under CEQA Guidelines § 15300.2, “[a] categorical exemption shall not  
10 be used for an activity where there is a reasonable possibility that the activity will have a  
11 significant effect on the environment due to unusual circumstances.” There are two  
12 prongs to this exemption that must be met, and each prong is subject to a different  
13 standard of agency review.  
14

15 54. “[A] party challenging the exemption has the burden of producing  
16 evidence supporting an exception.” (*Davidon Homes v. City of San Jose* (1997) 54  
17 Cal.App.4th 106, 115.) “A party invoking the exception may establish an unusual  
18 circumstance without evidence of an environmental effect, by showing that the project  
19 has some feature that distinguishes it from others in the exempt class, such as its size or  
20 location.” (*Berkeley Hillside Preservation v. City of Berkeley* (2015) 60 Cal.4th 1086,  
21 1105.) The agency determines the exception’s applicability under the substantial  
22 evidence standard.  
23  
24

25 55. Then, “the party need only show a reasonable possibility of a significant  
26 effect due to that unusual circumstance.” (*Id.*) The agency must evaluate whether this  
27 “reasonable possibility” exists under the fair argument test.  
28

1  
2  
3  
4  
5  
6  
7  
8  
9  
10  
11  
12  
13  
14  
15  
16  
17  
18  
19  
20  
21  
22  
23  
24  
25  
26  
27  
28

56. Here, Petitioners have met their burden of producing evidence supporting an exception. A licensed geotechnical engineer evaluated the geologic characteristics in the immediate environs of the Site and opined that “the sandstone bedrock at the site could be unique, and [ ] not [ ] easily excavated.” He continued, “[J]ack hammering and potentially blasting may be required to remove the ‘floaters,’ or ‘boulders’ of hard sandstone at the project site.” The unusual geologic conditions in immediate proximity to the Site qualify as an unusual circumstance, meeting the first prong of the “unusual circumstance” exception under CEQA Guidelines § 15300.2.

57. Additionally, there is a reasonable possibility of a significant effect on the environment due to the Site’s unusual geologic conditions. Petitioners’ geotechnical engineer explained that the “unusual geologic conditions affecting the subject site [ ] will likely result in severely adverse environmental impacts on the surrounding land and [built] environment.” (Emphasis added.) This is because building techniques such as blasting can injure surrounding land and structures—particularly in a dense urban environment. Since the second prong of the “unusual circumstance” exception is met as well, the exception applies and the Project does not qualify for any categorical exemption.

58. Petitioners’ expert opinion evidence regarding the Site’s unusual geologic conditions is not rebutted by the City. The City posited that geologic conditions at the Site will not result in significant environmental effects because (1) the Building Code and Slope Protection Act will apply to the Project, and (2) DBI “may require additional site specific reports, analysis, and monitoring . . . .”

1           59.    Conclusory assertions about laws of general applicability and deferral of  
2 possible site-specific analyses cannot constitute substantial evidence. The undisputed  
3 opinion of an expert geotechnical engineer based on analyses of geologic conditions in  
4 immediate proximity to the Site does constitute substantial evidence of unusual and  
5 problematic geologic conditions at the Site. The “unusual circumstance” exception  
6 applies to the Project, precluding reliance on any categorical exemption.  
7

8           60.    The Project implicates a number of additional unusual circumstances  
9 under CEQA Guidelines section 15300.2. Due to the following unusual circumstances,  
10 there is a reasonable possibility the Project will have a significant effect on the  
11 environment.  
12

13           61.    The subject property is one of the last remaining structures, in terms of  
14 size and shape, from the post-1906 to 1915 reconstruction period. While the fabric and  
15 façade of this building have been altered, it is one of the few remaining structures from  
16 this period in the area that maintains its original size and shape. Since the subject  
17 property is at the crest of a hill, the project’s additional height and bulk will disrupt the  
18 existing massing patterns on the block. At a minimum, the addition should be set further  
19 back from the front to differentiate the new vertical addition from the original structure  
20 (contextual massing).  
21

22           62.    The proposed structure will create a wall, blocking wind flow and  
23 substantially impacting air circulation.  
24

25           63.    The proposed structure will cast a shadow in the mid- to late afternoon on  
26 Appellant’s decks, solar panels, and rear yard. It will also reduce the amount of natural  
27 light entering Appellant’s dining room, bedroom, and bathroom.  
28





1 Natural Resources Agency to include a list of such projects in the guidelines for the  
2 implementation of CEQA. (*Id.* §§ 21083, 21084(a).) Projects that fall into these  
3 categories are deemed to be categorically exempt from CEQA. (Cal. Code Regs., tit. 14,  
4 § 15300 (“CEQA Guidelines”).)  
5

6 71. The City failed to comply with CEQA by issuing an erroneous  
7 determination that the Project was categorically exempt from CEQA pursuant to CEQA  
8 Guidelines section 15301(e) [Class 1 – Existing Facilities].

9 72. “Class 1 consists of the . . . minor alteration of existing . . . private  
10 structures . . . involving negligible or no expansion of use.” (CEQA Guidelines § 15301.)  
11 “Additions to existing structures” are permissible as long as “the addition will not result  
12 in an increase of more than . . . 50 percent of the floor area of the structure[.]” (*Id.* §  
13 15301(e)(1).)  
14

15 73. Unlike the Class 1 categorical exemption, the Class 3 categorical  
16 exemption applies to new construction of small structures. (CEQA Guidelines § 15303.)  
17 A single-family residence in a residential zone is an example of a project that may qualify  
18 for a Class 3 exemption. (*Id.* § 15303(e).)  
19

20 74. The City determined that the Project involved the minor alteration of an  
21 existing private structure and thus qualified for a Class 1 CEQA exemption. This  
22 determination is not supported by substantial evidence.

23 75. Assuming the applicability of any exemption here, the Project could only  
24 have qualified for a Class 3 exemption since the Project actually involves the new  
25 construction of a single-family residence. This conclusion is unavoidable based on the  
26 City Planning Code and Building Code definitions of demolition.  
27  
28

- 1           76. Under Planning Code section 317, a “demolition” is any of the following:  
2           a. Any work for which the Department of Building Inspection (“DBI”)  
3           requires a demolition permit (§ 317(b)(2)(A)); or  
4           b. Removal of more than 50% of front and rear facades and more than 65%  
5           of all exterior walls (§ 317(b)(2)(B)); or  
6           c. Removal of more than 50% in area of the vertical and horizontal envelope  
7           elements (§ 317(b)(2)(C)).  
8

9           77. DBI requires a demolition permit when the principal portions of an  
10          existing structure are removed. (S.F. Building Code § 103A.3.2.) The term “principal  
11          portion” means either (1) construction that determines building envelope shape and size  
12          (e.g., exterior walls, roof, interior bearing elements); or (2) construction that alters two-  
13          thirds or more of interior elements (e.g., walls, partitions, floors, or ceilings).  
14

15           78. Only one of the three standards in Planning Code section 317(b)(2) need  
16          be met for the Project to qualify as a demolition. The Project constitutes a de facto  
17          demolition and would necessarily qualify as a demolition under any of these standards.  
18

19           79. Petitioners raised this concern both in writing and at the public hearing  
20          before the Board of Supervisors. In its response to Petitioners’ appeal, the Department  
21          stated that it had “reviewed the Project for compliance with Planning Code Section 317 . .  
22          and found that the Project would not be considered a de facto demolition per the  
23          Planning Code.” This conclusory statement is false and is unsupported by evidence.  
24          Substantial evidence in the record establishes that the Project qualifies as a demolition  
25          under the Planning Code, and that a Class 1 exemption is inapplicable.  
26

27          **B. The Project Addition’s Size Makes the Class 1 Exemption Inapplicable.**  
28

1  
2  
3  
4  
5  
6  
7  
8  
9  
10  
11  
12  
13  
14  
15  
16  
17  
18  
19  
20  
21  
22  
23  
24  
25  
26  
27  
28

80. Under CEQA Guidelines section 15301(e), “[a]dditions to existing structures . . . that will not result in an increase of more than [ ] 50 percent of the floor area of the structure [ ] before the addition” may qualify for the Class 1 [Existing Facilities] exemption.

81. The existing structure contains 1,017 square feet of habitable floor area. The Project plans show that the replacement structure will consist of 2,550 square feet of habitable floor area. This represents an increase of more than 150 percent, substantially exceeding the 50-percent threshold allowed under Guidelines section 15301(e)(1). The Class 1 exemption is therefore inapplicable to the Project.

82. The City contends that the Project qualifies as an addition under Guidelines section 15301(e)(2), which allows for an addition of up to 10,000 square feet. But that provision is inapplicable here because “the area in which the project is located is [ ] environmentally sensitive.” (*Id.* § 15301(e)(2)(B).)

83. As discussed at paragraphs 56 through 57, *supra*, Petitioners’ geotechnical engineer opined that the sandstone bedrock near the Site was unusual, and concluded that excavation at the Site would likely result in severely adverse environmental impacts. These unusual geologic conditions make the area environmentally sensitive. (CEQA Guidelines § 15301(e)(2).)

84. This environmental sensitivity is exacerbated by the dense urban context in which the Site is located. The extreme proximity of the surrounding development is incompatible with the building techniques (e.g., blasting) that may be necessary to build the Project.

ZACKS & FRIEDMAN, P.C.  
235 MONTGOMERY STREET, SUITE 400  
SAN FRANCISCO, CALIFORNIA 94104

1  
2  
3  
4  
5  
6  
7  
8  
9  
10  
11  
12  
13  
14  
15  
16  
17  
18  
19  
20  
21  
22  
23  
24  
25  
26  
27  
28

85. Substantial evidence supports a finding of environmental sensitivity, while there is no substantial evidence supporting a contrary finding. As such, the 10,000-square-foot threshold in CEQA Guidelines § 15301(e)(2) is inapplicable to the Project.

86. The Project is thus subject to the "50 percent size increase" threshold set forth in Guidelines section 15301(e)(1). As previously stated, the Project will increase the habitable floor space of the structure by more than 150 percent. Since the Project does not qualify as an addition under either of these standards, it was improper for the City to rely on a Class 1 exemption.

87. Based on the City's reliance on an inapplicable categorical exemption for the Project, Petitioners have been harmed in that they and other members of the public were not informed of the true nature and scope of the Project. A minor alteration is quite different from a de facto demolition and construction of a new structure, and the City's misclassification of the Project likely caused people to refrain from examining the Project proposal with greater scrutiny and expressing their concerns about the Project to the City. Thus, the defective notice was prejudicial because it "thwart[ed] [CEQA's] goals by precluding informed decision-making and public participation." (*San Lorenzo Valley Community Advocates for Responsible Educ. v. San Lorenzo Valley Unified School Dist.* (2006) 139 Cal. App. 4th 1356, 1375.)

88. Petitioners, as well as members of the general public, will suffer irreparable harm if the relief requested herein is not granted and the Project is allowed to move forward without providing accurate public notice about the Project, as required by law.

**THIRD CAUSE OF ACTION**

1  
2  
3  
4  
5  
6  
7  
8  
9  
10  
11  
12  
13  
14  
15  
16  
17  
18  
19  
20  
21  
22  
23  
24  
25  
26  
27  
28

(Violations of City Charter sec. 4.105 & Planning Code sec. 305)

(Lack of Substantial Evidence to Support Variance Findings)

89. Petitioners hereby reallege and incorporate the allegations contained in paragraphs 1 through 88 inclusive, of this Petition, as if fully set forth herein.

90. Petitioners request the Court issue a writ of mandate pursuant to Code of Civil Procedure section 1094.5, voiding the ZA's decision granting the Project variance.

91. Although Petitioners appealed the ZA's decision to the Board, "the Board was unable to muster sufficient votes to uphold, reverse or amend the departmental action ... [Thus, the ZA's] action to grant the subject variance became the City's final decision as a matter of law." (San Francisco Board of Appeals, Notice of Decision & Order, Appeal No. 14-195, Feb. 24, 2015.) Since this action constitutes an effective denial of Petitioners' appeal by the Board and upholding of the ZA's decision, Petitioners also request that the Court issue a writ of administrative mandate voiding the Board's decision pursuant to Code of Civil Procedure section 1094.5.

92. San Francisco Planning Code section 305(a) states that a variance shall be granted "only to the extent necessary to overcome such practical difficulty or unnecessary hardship as may be established in accordance with the provisions of this Section."

93. All five of the following findings must be made to justify granting a variance (Planning Code § 305(c)):

- (1) Exceptional or extraordinary circumstances applying to the property involved that do not apply generally to other properties in the same class of district;
- (2) Literal enforcement of the Code would result in practical difficulty or unnecessary hardship not created by or attributable to the property owner;

1 (3) Variance is necessary for the preservation and enjoyment of a substantial  
2 property right of the subject property, possessed by other properties in the same class of  
3 district;

4 (4) Granting of the variance will not be materially detrimental to the public wel-  
5 fare or materially injurious to the property or improvements in the vicinity; and

6 (5) Variance approval will be in harmony with the general purpose and intent of  
7 the Code.  
8

9  
10 94. Not one of these five findings is supported by substantial evidence, as set  
11 forth below. But if the Court finds that even a single finding is not supported by  
12 substantial evidence, it must set aside the ZA's action granting the variance (CCP §  
13 1094.5(b)).

14  
15 A. No Exceptional Circumstances Exist Because the Subject Parcel Size Is Not  
16 Substantially Different from Size of Nearby Parcels.

17 95. The first requirement a variance applicant must meet is "[t]hat there are  
18 exceptional or extraordinary circumstances applying to the property involved or to the  
19 intended use of the property that do not apply generally to other properties or uses in the  
20 same class of district." The ZA found this requirement met as follows:

21 A. *The subject property has an average lot depth of 57.5 feet and a lot*  
22 *width of 18.5 feet, resulting in a total lot area of approximately 1,062*  
23 *square feet. As such, the subject property is the smallest lot on the*  
24 *subject block. The existing building, which was constructed prior to rear*  
25 *yard controls circa 1907, is nonconforming due to its full lot coverage.*  
*The diminutive dimensions of the subject property constrict its Code-*  
*complying development potential.*

26 B. *The subject property's location is such that the required rear yard would*  
27 *not contribute to the mid-block open space. As stated in the Residential*  
28 *Design Guidelines, rear yards collectively contribute to the mid-block*  
*open space that is visible to most residents of the block. This visual open*  
*space can be a significant community amenity. The subject property's*

1           *proximity to the intersection and substandard lot size result in a*  
2           *property that cannot contribute to or detract from the mid-block open*  
3           *space.*

4           96.     The ZA's finding that the Site's "diminutive dimensions . . . constrict its . . .  
5     development potential" does not actually address the key question here. The relevant  
6     question is how the Site's dimensions compare with those of other parcels similarly  
7     zoned in the neighborhood. A variance may amount to a "special privilege" if "there has  
8     been no affirmative showing that the subject property differs *substantially* . . . from other  
9     parcels in the applicable zone." (*Topanga Assn.*, 11 Cal.3d at p. 522 (emphasis added)).

11           97.     In voting against the variance, Board Commissioner Frank Fung  
12     explained, "Yes, it's a small property, but . . . that's what they purchased, and there are  
13     lots of small properties in this area. The issue for North Beach and Telegraph Hill . . . is  
14     the organic development that occurred where none of [the] current Planning Codes match  
15     up with that district . . . . So, I'm not sure that it's an extraordinary circumstance." (San  
16     Francisco Board of Appeals hearing, Feb. 11, 2015, accessible at:  
17     [http://sanfrancisco.granicus.com/MediaPlayer.php?view\\_id=6&clip\\_id=22022](http://sanfrancisco.granicus.com/MediaPlayer.php?view_id=6&clip_id=22022) [2:04:56–  
18     2:05:30].)

21           98.     Commissioner Fung's observation is backed up by an empirical analysis  
22     of 88 parcels (including the Site) in the immediate neighborhood that are zoned RM-1,  
23     which was presented to the Board. The Site's lot size is 1,062 square feet. The analysis  
24     revealed that 21.6 percent of the parcels surveyed were no more than 90 square feet larger  
25     than the Site. Over one quarter of these parcels were no more than 13 percent larger than  
26     the Site. This trivial difference in lot size cannot justify a variance since it cannot be  
27     characterized as "exceptional or extraordinary."  
28



1           99.     The ZA's finding that the subject parcel cannot contribute to the valuable  
2 mid-block open space is also incorrect. While there is no visible ground or vegetation in  
3 the subject rear yard, the existing limited height of the structure contributes unobstructed  
4 air space, which facilitates the surrounding parcels' enjoyment of the mid-block open  
5 space. Extending the building's height in the rear-yard setback would wall off the mid-  
6 block open space from the adjacent parcel at 340-346 Green Street – especially its roof  
7 deck, which is its only open space.  
8

9           B.     Enforcement of the Rear-Yard-Setback Requirement Would Not Result in  
10           Unnecessary Hardship Because the Project Can Be Revised.

11           100.    The second variance requirement is “[t]hat owing to such exceptional or  
12 extraordinary circumstances, the literal enforcement of specified provisions of this Code  
13 would result in practical difficulty or unnecessary hardship not created by or attributed to  
14 the applicant or the owner of the property.” The ZA found as follows:  
15

16           A.     *The diminutive dimensions of the subject property detailed in Finding*  
17           *1(A) above results in an atypically small Code-complying buildable area.*  
18           *This buildable area is further reduced by the need for the project to match*  
19           *two adjacent lightwells per the Residential Design Guidelines, while the*  
20           *vast majority of buildings in the area only match one or none. When*  
21           *combined, the narrowness of the lot and the matching lightwells at the*  
22           *proposed third and fourth floors create a practical difficulty for*  
23           *developing the property in a literal Code-conforming manner.*

24           B.     *The existing rear and middle portions of the first and second stories of*  
25           *the subject dwelling are limited in use due to poor access to light and air.*  
26           *The proposed addition will receive adequate light and will provide better*  
27           *habitable space.*

28           101.    Constraints of this nature impact many parcels in urban settings, and  
specifically several such parcels exist in the same block and in adjacent blocks. In  
considering a variance request, the focus is properly on “[d]isparities between properties,  
not treatment of the subject property's characteristics in the abstract.” (*Topanga Assn.*, 11

1 Cal. 3d at p. 520.) “[T]he critical issue [is] whether a variance was necessary to bring the  
2 original real party in interest into substantial parity with other parties holding property  
3 interests in the zone.” (*Id.* at 520-21.) The proper inquiry here relates to the Site’s Code-  
4 compliant development potential (as measured in square footage) and whether that  
5 amount of living space is comparable to that enjoyed by others in the neighborhood (i.e.,  
6 whether the owner has been brought into “substantial parity”). The ZA’s conclusory  
7 reference to the Site’s “atypically small . . . buildable area” does not constitute substantial  
8 evidence of inadequate Code-compliant development potential or a lack of substantial  
9 parity. In fact, the Site’s Code-compliant development potential is quite impressive.  
10 Based on a review of the plans submitted, the proposed home would contain 2,550 square  
11 feet. If the proposal were revised to comply with the rear-yard-setback requirement, it  
12 would contain 2,356 square feet. A Code-compliant Project would be more than twice as  
13 large as the existing home and would provide a sizeable living area in its dense urban  
14 context. The minimal difference in size between the Project and the Code-compliant  
15 Project (a mere 194 square feet) does not amount to a “hardship” justifying a variance.  
16  
17  
18

19           102. Furthermore, the new dwelling unit on the Site will be much larger than  
20 others in the neighborhood, exceeding by far the “substantial parity” standard. The  
21 aforementioned analysis of similarly zoned parcels in the vicinity showed that the  
22 median-size dwelling unit is 767 square feet, including multifamily units. The average  
23 size single-family dwelling unit is 2,183 square feet—nearly 200 square feet smaller than  
24 a Code-compliant version of the Project described above.  
25  
26

27           103. The ZA also noted that the existing first and second floors have limited  
28 access to light and air and that the third and fourth floors would be more livable as they

1 would have greater access to light and air. Since the existing first floor is non-habitable  
2 garage space and would remain non-habitable space, the limited light and air circulation  
3 at that level is not at issue. While the second floor may suffer from limited light access,  
4 this problem is due to the fact that the existing structure occupies the entire lot in  
5 violation of the Code—a problem of the owner’s own making.  
6

7 104. The proposed third and fourth floors would not be eliminated by  
8 complying with the code; the third floor would merely be reduced in size by 194 square  
9 feet. So the light and air benefits noted by the ZA would still accrue to these two new  
10 stories, even without a variance. In fact, light and air access would likely be further  
11 improved by complying with the rear-yard-setback requirement.  
12

13 105. An additional “hardship” referenced by the ZA in his findings is the fact  
14 that the Real Parties are required, per the San Francisco Residential Design Guidelines, to  
15 provide lightwells that line up with those of adjacent neighbors. Because there are no  
16 side-yard setbacks, the matching lightwells are a primary means of ensuring greater light  
17 and air access to rooms along the side property lines. Although the lightwells do  
18 minimally reduce the overall Project size, the benefit they confer on the Project is  
19 substantial. The ZA’s characterization of the lightwells’ inclusion in the Project as a  
20 “hardship” is totally inconsistent with his Finding 2(B) above, where the ZA describes  
21 the Project’s superior light access as a benefit of the Project.  
22  
23

24 106. The Project also fails to meet the “unnecessary hardship” requirement  
25 because any reduction in Project square footage was attributable to design choices made  
26 by Real Parties. Real Parties initially proposed a structure similar to the Project, but with  
27 no front setback at the third floor. Real Parties subsequently modified the proposal by  
28

1 pulling the third floor back about 4.5 feet from the front property line. This redesign of  
2 the project resulted in a reduction in square footage and was “created by or attribut[able]  
3 to” Real Parties. The Planning Code does not require that these upper levels be set back  
4 from the front property line. Real Parties appear to have redesigned the project at least  
5 partially in response to the request of one neighbor whose view would have been blocked  
6 by the original proposal.  
7

8  
9 107. Real parties are not entitled to make up for this voluntarily foregone  
10 square footage by extending the structure into the required rear yard. That design choice  
11 (the basis of this variance) will injure surrounding homes by depriving them of adequate  
12 light and air circulation (as set forth below). To the extent Real Parties desire additional  
13 square footage, the Project can be redesigned to push out the upper levels at the front.  
14 This Code-compliant strategy would give the structure additional square footage. A  
15 variance is entirely inappropriate where design choices made by Real Parties caused the  
16 very problem from which they seek relief.  
17

18 C. Since a Code-Compliant Version of the Project Would Allow for the  
19 Enjoyment of Substantial Property Rights, the Rear Yard Variance Is Not  
20 Necessary.

21 108. The third requirement is “[t]hat such variance is necessary for preservation  
22 and enjoyment of a substantial property right of the subject property, possessed by other  
23 property in the same class of district.” The ZA’s findings in this regard were that:

24  
25 A. *Granting this variance will allow the construction of a third and fourth*  
26 *story addition to the existing building that will receive light at the front*  
27 *and rear of the property. The subject building is located between two*  
28 *four-story structures, and the majority of existing buildings on the*  
*subject block are either three or four stories. The proposed construction*  
*contextually relates to the neighboring buildings in terms of massing.*  
*The construction of a contextual addition that complies with the*

1           *Residential Design Guidelines is a substantial property right possessed*  
2           *by other properties in the same class of district.*

3           *B. The project is comparable to the others in the immediate context in*  
4           *terms of square footage and height. It also creates more useable open*  
5           *space on the third and fourth floor roofs. The provision of useable open*  
6           *space in rear yards or roof decks is a substantial property right of the*  
7           *subject property, possessed by other property in the same class of*  
8           *district.*

9           *C. The proposed rear extension matches the building depth of the*  
10           *neighboring buildings and will have a negligible effect on neighboring*  
11           *rear yards' access to light and air. The proposed third and fourth stories*  
12           *are appropriately set back five feet from the existing front building wall*  
13           *and serves as a transition between the setbacks of the neighboring four-*  
14           *story buildings.*

15           109. Even if, *arguendo*, construction of a "contextual addition" and "provision  
16 of useable open space in rear yards or roof decks" are in fact substantial property rights,  
17 that does not necessarily mean a variance is *necessary* for the enjoyment of those rights  
18 in this case. As the California Supreme Court states, "[w]e must be careful to distinguish  
19 . . . between those circumstances which prevent a builder from profitably developing a lot  
20 within the strictures of the planning code and those conditions which simply render a  
21 complying structure less profitable than anticipated." (*Broadway, Laguna, Vallejo Ass'n*  
22 *v. Board of Permit Appeals of City and County of San Francisco* (1967) 66 Cal.2d 767,  
23 775.)

24           110. Here, the subject property already benefits substantially in terms of  
25 additional square footage from the fact that the existing non-conforming structure  
26 occupies the entire lot. As a result, the home has an extra 277.5 square feet at both the  
27 first and second floors beyond what would be allowed under the Planning Code. This  
28 existing non-conforming space should have been factored into any decision as to whether  
the project sponsor merits additional relief from current zoning regulations.

1           111. Furthermore, as described at paragraph 101, *supra*, a substantial addition  
2 can be made to the existing structure (more than doubling its habitable square footage)  
3 while still complying with the rear yard setback requirement. A Code-compliant version  
4 of the Project would be only about 194 square feet smaller than the Project as proposed.  
5 Additionally, a Code-compliant version of the Project would continue to offer substantial  
6 useable open space, as the third-floor rear deck could increase from 83 to 277.5 square  
7 feet.  
8

9  
10           112. Since a variance must be necessary for the enjoyment of a substantial  
11 property right possessed by neighboring properties, it would be inappropriate to grant a  
12 variance to allow for the construction of one of the largest homes in the neighborhood. At  
13 most, a variance should not allow more than the average size home in the vicinity.  
14 Otherwise, the subject property would benefit from an impermissible special privilege.  
15

16           113. The Site is located in the RM-1 Zoning District (Residential, Mixed: Low  
17 Density). (Planning Code § 209.2.) This District allows for a mix of single-family and  
18 multifamily structures, but the “overall density of units remains low.” (*Id*) Based on an  
19 analysis of 87 contiguous parcels zoned RM-1 (including the Site) and containing 407  
20 dwelling units, median dwelling size in the neighborhood is just 767 square feet.  
21

22           114. The ratio of building square-footage to lot size (“Floor - Area Ratio” or  
23 “FAR”) is frequently used as a measure of development density. The median FAR of the  
24 parcels surveyed is 2.06 (i.e., the equivalent of a two-story structure covering the entire  
25 lot).  
26

27           115. The ZA found that the “project is comparable to the others in the  
28 immediate context in terms of square footage and height.” Yet, of the 407 dwelling units

1 surveyed, only three were larger than the Project. Thus, the ZA's statement that the  
2 "project is comparable to others in the immediate context in terms of square footage" is  
3 truly at odds with the data. The fact that two of the three homes larger than the Project are  
4 in the same block as the Project is not relevant. The ZA should have been looking at  
5 dwelling size in the surrounding RM-1 Zoning District—not just within two houses of the  
6 Site.  
7

8  
9 116. A Code-compliant version of the Project, discussed at paragraph 101,  
10 *supra*, would remain the fourth largest dwelling unit within the area surveyed, with 2,356  
11 square feet. A variance is thus unnecessary here to allow Real Parties to construct one of  
12 the largest dwelling units within an area consisting of multiple City blocks.

13  
14 117. In terms of development density, the Project FAR is 2.40, as compared  
15 with an average FAR of 1.33 for all existing single-family dwellings in the surveyed area.  
16 Even when compared with the average FAR of 2.09 for all developed parcels surveyed  
17 (which are heavily skewed toward multifamily development), the Project FAR is  
18 substantially larger. Given that the Code-compliant version of the Project would have a  
19 FAR of 2.22, Real Parties are already permitted, with no variance, to build one of the  
20 denser structures, and the densest single-family dwelling, in the neighborhood.  
21

22  
23 118. Two critically important terms are contained within this third requirement  
24 for variance approval: "necessary" and "substantial property right." A reduction in  
25 dwelling size of only 194 square feet (of the proposed 2,550 square-foot unit) does not  
26 infringe on a substantial property right. It is not "necessary" to have the fourth largest  
27 dwelling unit in the neighborhood, particularly when the Project density greatly exceeds  
28 that of surrounding properties.

1 **D. Property and Improvements in the Vicinity Will Be Materially Injured in**  
2 **Terms of Light Access, Air Circulation, and Obstruction of Private Views.**

3 119. The fourth requirement is “[t]hat the granting of the variance will not be  
4 materially detrimental to the public welfare or materially injurious to the property or  
5 improvements in the vicinity.” The ZA’s findings were that:

- 6
- 7 *A. Granting the variance will improve the livability of the subject*  
8 *property and will not be materially detrimental to the public welfare*  
9 *or materially injurious to the neighboring properties. The proposed*  
10 *addition is in scale with the two adjacent four story buildings, as well*  
11 *as other buildings on the subject block. Additionally, the proposed*  
12 *rear extension matches the building depth of the neighboring buildings*  
13 *and will have a negligible effect on neighboring rear yards’ access to*  
14 *light and air.*
- 15 *B. The Planning Department received three letters of support submitted*  
16 *by individuals living on the same block and 36 additional letters of*  
17 *support were submitted from neighbors in the area and other*  
18 *individuals.*
- 19 *C. The Planning Department received a Discretionary Review*  
20 *application, four letters in opposition to the project from neighbors on*  
21 *the same block (including one from the Telegraph Hill Dwellers), and*  
22 *11 additional letters in opposition from residents in the neighborhood.*  
23 *However, the Planning Commission did not take Discretionary Review*  
24 *and recommended approval of the building permit application.*  
25 *Concerns ranged from the effect of the proposed addition on private*  
26 *views, the adverse effects caused by proposed construction, and the*  
27 *scale of the proposal. The Residential Design Team determined that*  
28 *the proposed overall scale, design, and fenestration pattern is*  
*consistent with neighborhood character.*

120. Contrary to the ZA’s findings, the adverse impacts on neighboring rear  
yards’ access to light and air will be substantial. The proposed structure will cast a  
shadow in the mid- to late afternoon on Petitioners’ decks, rear yard, and solar panel  
array, thereby reducing the array’s output and increasing Petitioners’ energy costs.  
Petitioners’ solar array was partially funded through public subsidies in order to support  
the State’s greenhouse gas reduction goals. Petitioners designed their home to be



1 sustainable to contribute to the State's environmental objectives. Allowing a building, by  
2 means of a variance, to shade a preexisting solar array is inconsistent with City and State  
3 policies that promote sustainable energy generation. This type of development approval  
4 will ultimately impact people's willingness to make important investments in sustainable  
5 energy infrastructure. The variance is thus inconsistent with vital public policy objectives  
6 and materially injures the public good.  
7

8  
9 121. The structure will also reduce the amount of natural light entering  
10 Petitioners' dining room, bedroom, and bathroom. Moreover, the proposed structure will  
11 create a wall, blocking wind flow and substantially impacting air circulation in  
12 Petitioners' rear yard. Finally, the excessive depth of the structure will obstruct  
13 Petitioners' and other neighbors' scenic views, causing substantial loss in property value.  
14 These are all material injuries to Petitioners' property that will be directly caused by the  
15 Project variance.  
16

17 122. Petitioners are not the only neighbors whose home would be impacted by  
18 the additional massing at the third floor allowed by the variance. The Project abuts the  
19 side of the three-story structure at 14-16 Castle Street ("Castle Street"). The proposed  
20 new third floor would extend to within 4.5 feet of the existing third floor of Castle Street.  
21 The failure to require a 15-foot rear setback for the Project – which is required of every  
22 other project in the district – will adversely impact light and air flow to Castle Street.  
23  
24

25 123. A number of other neighbors wrote to the Board, stating that the Project  
26 variance would be injurious to their homes. One resident of Montague Place—a small  
27 street to the immediate north of the Site—explained that the Project “would effectively  
28 block all direct sunlight into [her] narrow apartment.” She further explained that her

1 "husband works in this front room every day and depends on this light and air for his  
2 well-being." No fewer than sixteen such letters were sent to the Board in opposition to  
3 the Project variance.  
4

5 124. The injuries that the Project variance will inflict on neighboring properties  
6 thus consist of both tangible economic losses (i.e., property value reductions) and  
7 "quality of life" impacts, affecting people's access to light and air. The ZA's description  
8 of impacts to neighboring properties as "negligible" demonstrates that the City did not  
9 adequately consider the full range and significance of these impacts.  
10

11 125. These impacts are particularly pronounced here because the existing  
12 structure was already non-conforming with respect to setbacks. Neighbors of encroaching  
13 structures often already suffer negative impacts (e.g., with respect to light, air circulation,  
14 and views). These impacts are especially likely to become injurious to neighboring  
15 properties when such encroaching structures are permitted to expand further in a non-  
16 Code compliant manner.  
17

18 **E. The Proposed Expansion Would Not Be in Keeping with Existing Housing**  
19 **and Neighborhood Character.**

20  
21 126. The fifth requirement is that "[t]he granting of such variance will be in  
22 harmony with the general purpose and intent of this Code and will not adversely affect  
23 the General Plan." The ZA found in this regard that:

24 *A. This development is consistent with the generally stated intent and*  
25 *purpose of the Planning Code to promote orderly and beneficial*  
26 *development. Planning Code Section 101.1 establishes eight priority-*  
27 *planning policies and requires review of variance applications for*  
28 *consistency with said policies. The project meets all relevant policies,*  
*including conserving neighborhood character, and maintaining housing*  
*stock.*  
...

1           2. The proposed project will be in keeping with the existing housing and  
2           neighborhood character. The proposal will preserve the existing single-  
3           family dwelling unit on the property.

4           6. The proposed project will have no effect on the City's preparedness to  
5           protect against injury and loss of life from an earthquake.

6           7. The project will have no effect on the City's landmarks or historic  
7           buildings.

8           127. The proposed project is not consistent with the second Priority Policy –  
9           “that existing housing and neighborhood character be conserved and protected” (Planning  
10           Code § 101.1(b)(2).) As stated by architectural conservator Jacqui Hogans:

11           The existing massing of 312 Green Street is in line with the historic urban  
12           context of the Telegraph Hill area . . . Its two-story design fits in with the  
13           surrounding buildings – is appropriate for the area . . . . [The existing  
14           building] is typical of the scale of residences constructed in the area after  
15           the 1906 earthquake and fires . . . . If the proposed alteration is to take  
16           place, which includes the addition of two floors, then the block's original  
17           character will be obliterated.

18           128. The mere fact that the subject property is not eligible for official listing as  
19           a historic resource does not detract from its contribution to the massing patterns on this  
20           block of Green Street, located in close proximity to the Telegraph Hill Historic District.  
21           The architectural attributes of a neighborhood indisputably play a large role in defining a  
22           neighborhood's character. Adding two stories to the existing 1907, two-story structure  
23           would eliminate one of the few remaining structures in the vicinity that retains the size  
24           and scale representative of the post-1906 reconstruction era. The loss of such a unique  
25           structure would necessarily have a deleterious effect on neighborhood character.

26           129. Additionally, the Project would not be consistent with existing housing  
27           and neighborhood character due to its excessive size and density. As explained above, the  
28           Project will be the fourth largest dwelling unit of the 407 dwelling units identified in the  
            survey of contiguous RM-1 zoned parcels. Moreover, the average FAR (i.e., density) for

1 parcels developed with single-family dwellings in the survey area was 1.33. The Project's  
2 FAR is 2.40, showing how much more densely developed this parcel would be as  
3 compared to neighboring parcels. Even a Code-compliant Project, with a FAR of 2.22,  
4 would remain the densest single-family structure in the neighborhood.  
5

6 130. The average FAR of all developed parcels in the survey area is 2.09. This  
7 figure is noteworthy because all but seven of the parcels surveyed contain multifamily  
8 housing. So the Project—a single family dwelling—will substantially exceed the density  
9 of even multifamily housing in the neighborhood. The Project's excessive density is due  
10 in part to the fact that the Project variance authorized Real Parties to retain the entirety of  
11 the existing two floors, which occupy the whole lot and are thus non-conforming, while  
12 simultaneously reducing the rear-yard setback for the new third and fourth floors.  
13

14  
15 131. Given that "overall density of units [is supposed to] remain[ ] low" in the  
16 applicable zoning district (Planning Code § 209.2.), the ZA's finding that the Project is  
17 consistent with "existing housing and neighborhood character" is not supported by  
18 substantial evidence.  
19

20 132. Finally, the Project does not provide the necessary seismic separation  
21 between the proposed addition and adjacent structures, which could result in damage to  
22 adjacent structures during an earthquake. This negates the ZA's finding that the proposed  
23 project will have no effect on protection against injury and loss of life resulting from an  
24 earthquake.  
25  
26  
27  
28

ZACKS & FREEDMAN, P.C.  
235 MONTGOMERY STREET, SUITE 400  
SAN FRANCISCO, CALIFORNIA 94104

1  
2  
3  
4  
5  
6  
7  
8  
9  
10  
11  
12  
13  
14  
15  
16  
17  
18  
19  
20  
21  
22  
23  
24  
25  
26  
27  
28

PRAYER

WHEREFORE, Petitioners pray for judgment and relief as hereinafter set forth.

1. That this Court issue a peremptory writ of mandate:
  - a. Commanding the City to rescind, void, and set aside the Department's CEQA exemption determination for the Project, and all decisions upholding that determination, and instead require the Department to perform an initial study of environmental impacts to ascertain the proper scope of environmental review for the Project; and
  - b. Commanding the City to rescind, void, and set aside its decision approving and upholding the Project variance;
2. For costs of suit herein;
3. For reasonable attorneys' fees under Code of Civil Procedure section 1021.5 and Government Code section 800;
4. For such other relief as the Court deems just and proper.

Date: April 21, 2015

ZACKS & FREEDMAN, P.C.

By: 

Ryan J. Patterson

ZACKS & FREEDMAN, P.C.  
235 MONTGOMERY STREET, SUITE 400  
SAN FRANCISCO, CALIFORNIA 94104


1  
2  
3  
4  
5  
6  
7  
8  
9  
10  
11  
12  
13  
14  
15  
16  
17  
18  
19  
20  
21  
22  
23  
24  
25  
26  
27  
28

VERIFICATION

I am a party to this action, and I have read the foregoing and know its contents. The matters stated in the Petition for Writ of Mandate are true based on my own knowledge, except as to those matters stated on information and belief, and as to those matters I believe them to be true.

I declare under penalty of perjury under the laws of the State of California that the foregoing is true and correct.

Executed on April 21, 2015, at San Francisco, California.

  
\_\_\_\_\_  
Jack Oswald

ZACKS & FREEDMAN, P.C.  
235 MONTGOMERY STREET, SUITE 400  
SAN FRANCISCO, CALIFORNIA 94104


1  
2  
3  
4  
5  
6  
7  
8  
9  
10  
11  
12  
13  
14  
15  
16  
17  
18  
19  
20  
21  
22  
23  
24  
25  
26  
27  
28

VERIFICATION

I am one of the attorneys for Anneke Seley, who is a party to this action. Petitioner Seley is absent from the county where my offices are located, and is unable to verify this complaint. I am authorized to make this verification on Petitioner Seley's behalf. I have read the foregoing Petition for Writ of Mandate and know its contents. I am informed and believe and on that ground allege that the matters stated in the Petition for Writ of Mandate are true.

I declare under penalty of perjury under the laws of the State of California that the foregoing is true and correct.

Executed on April 21, 2015, at San Francisco, California.



Ryan J. Patterson

Orig: Leg Clerk | Leg Dep  
0: Bos II, COB  
Dep. city  
atty  
File: H1244

RECEIVED  
BOARD OF SUPERVISORS  
SAN FRANCISCO  
2015 APR 23 PM 3:40  
ZHB

1 RYAN J. PATTERSON (SBN 277971)  
2 MICHAEL E. PROFANT (SBN 299246)  
3 ZACKS & FREEDMAN, P.C.  
4 235 Montgomery Street, Suite 400  
5 San Francisco, CA 94104  
6 Tel: (415) 956-8100  
7 Fax: (415) 288-9755

8 Attorneys for Petitioners  
9 JACK OSWALD and ANNEKE SELEY

10 **SUPERIOR COURT – STATE OF CALIFORNIA**  
11 **COUNTY OF SAN FRANCISCO – UNLIMITED CIVIL JURISDICTION**

12 JACK OSWALD and ANNEKE SELEY,

13 Petitioners,

14 vs.

15 CITY AND COUNTY OF SAN  
16 FRANCISCO, a municipal corporation,  
17 BOARD OF SUPERVISORS OF THE CITY  
18 AND COUNTY OF SAN FRANCISCO, SAN  
19 FRANCISCO PLANNING COMMISSION,  
20 SAN FRANCISCO BOARD OF APPEALS,  
21 SAN FRANCISCO ZONING  
22 ADMINISTRATOR, and SAN FRANCISCO  
23 PLANNING DEPARTMENT, inclusive,

24 Respondents.

25 BRUNO KANTER and SUZANNE  
26 KANTER,

27 Real Parties in Interest.  
28

Case No.:

**PROOF OF SERVICE**

ZACKS & FREEDMAN, P.C.  
235 MONTGOMERY STREET, SUITE 400  
SAN FRANCISCO, CALIFORNIA 94104



ZACKS & FREEDMAN, P.C.  
235 MONTGOMERY STREET, SUITE 400  
SAN FRANCISCO, CALIFORNIA 94104

1  
2  
3  
4  
5  
6  
7  
8  
9  
10  
11  
12  
13  
14  
15  
16  
17  
18  
19  
20  
21  
22  
23  
24  
25  
26  
27  
28

**PROOF OF SERVICE**

Superior Court of California, County of San Francisco

Case No.: \_\_\_\_\_

I, Betzy Lesser, declare that:

I am employed in the County of San Francisco, State of California. I am over the age of 18, and am not a party to this action. My business address is 235 Montgomery Street, Suite 400, San Francisco, California 94104.

On April 21, 2015, I served:

**NOTICE OF INTENT TO FILE CEQA PETITION**

in said cause addressed as follows:

|                                                                                                                                           |                                                                                                                                                                                |
|-------------------------------------------------------------------------------------------------------------------------------------------|--------------------------------------------------------------------------------------------------------------------------------------------------------------------------------|
| City and County of San Francisco<br>c/o Mayor Ed Lee<br>City Hall<br>1 Dr. Carlton B. Goodlett Place, Room 200<br>San Francisco, CA 94102 | Board of Supervisors of the City and County of<br>San Francisco<br>City Hall<br>1 Dr. Carlton B. Goodlett Place, Room 244<br>San Francisco, CA 94102                           |
| San Francisco Planning Commission<br>1650 Mission Street, Suite 400<br>San Francisco, CA 94103                                            | San Francisco Planning Department<br>1650 Mission Street, Suite 400<br>San Francisco, CA 94103                                                                                 |
| San Francisco City Attorney<br>City Hall, Room 234<br>1 Dr. Carlton B. Goodlett Place<br>San Francisco, CA 94102                          | Board of Supervisors of the City and County of<br>San Francisco<br>c/o Clerk of the Board<br>City Hall<br>1 Dr. Carlton B. Goodlett Place, Room 244<br>San Francisco, CA 94102 |
| San Francisco Planning Commission<br>c/o Commission Clerk<br>1650 Mission Street, Suite 400<br>San Francisco, CA 94103                    | San Francisco Planning Department<br>Zoning Administrator Scott Sanchez<br>1650 Mission Street, Suite 400<br>San Francisco, CA 94103                                           |
|                                                                                                                                           | Board of Appeals of the City and County of San<br>Francisco<br>1650 Mission Street, Room 304<br>San Francisco, CA 94103                                                        |

1  
2  
3  
4  
5  
6  
7  
8  
9  
10  
11  
12  
13  
14  
15  
16  
17  
18  
19  
20  
21  
22  
23  
24  
25  
26  
27  
28

/XX/ (BY MAIL) By placing a true copy thereof enclosed in a sealed envelope. I placed each such sealed envelope, with postage thereon fully prepaid for first-class mail, for collection and mailing at San Francisco, California, following ordinary business practices.

I declare under penalty of perjury under the laws of the State of California that the foregoing is true and correct. Executed on April 21, 2015, at San Francisco, California.

\_\_\_\_\_  
Betzy Lesser

ZACKS & FREDMAN, P.C.  
235 MONTGOMERY STREET, SUITE 400  
SAN FRANCISCO, CALIFORNIA 94104

**From:** Reports, Controller (CON)  
**Sent:** Wednesday, April 22, 2015 1:50 PM  
**To:** Calvillo, Angela (BOS); BOS-Supervisors; BOS-Legislative Aides; Kawa, Steve (MYR); Leung, Sally (MYR); Howard, Kate (MYR); Seip, Emily (MYR); Falvey, Christine (MYR); Tsang, Francis; Elliott, Jason (MYR); Campbell, Severin (BUD); Rose, Harvey (BUD); Newman, Debra (BUD); CON-EVERYONE; MYR-ALL Department Heads; CON-Finance Officers  
**Subject:** Issued: Controller's Office Master Fee Schedule of Budget Submissions for FY 2015-16 and FY 2016-17 Budget Deliberations

State and local governments impose regulatory fees on businesses and individuals to pay for the cost of public programs or projects necessary to regulate activity of the business or person. This report is a summary of licenses, permits, fines and service charges for departments of the City and County of San Francisco **as submitted with each department's annual budget proposal, but not yet approved by the Mayor or the Board of Supervisors.** These data are a compilation of departmental budget submissions and represent each department's estimate of fee revenue and related cost recovery.

To view the full report, please visit our Web site at:  
<http://openbook.sfgov.org/webreports/details3.aspx?id=1909>

This is a send-only e-mail address.

For questions about the report, please contact Drew Murrell at [Drew.Murrell@sfgov.org](mailto:Drew.Murrell@sfgov.org) or 415-554-7647.

For questions on specific fees, please contact the appropriate departmental fiscal officers. A list of departmental fiscal officer contacts is included in Section II.

Follow us on Twitter @SFController

13



# **City & County of San Francisco**

---

## **Master Fee Schedule of Budget Submissions**

**for**

**FY 2015-16 and FY 2016-17 Budget Deliberations**

**Controller's Office  
April 2015**

# **Master Fee Schedule of Budget Submissions**

|                                                 | <b><u>Page</u></b> |
|-------------------------------------------------|--------------------|
| <b>I. Background and Policy Context</b>         | <b>i</b>           |
| <b>II. Departmental Fiscal Officer Contacts</b> | <b>iii</b>         |
| <b>III. Indirect Costs in Setting Fees</b>      | <b>v</b>           |
| <b>IV. Departmental Fees</b>                    | <b>vi</b>          |

# **I. Background and Policy Context**

This report is a summary of licenses, permits, fines and service charges as submitted with each department's annual budget proposal, organized alphabetically by department. These data are a compilation of departmental budget submissions and represent each department's estimate of fee revenue and related cost recovery.

## **MASTER FEE SCHEDULE DEVELOPMENT**

Departments submitted their proposed budgets to the Controller's Office on February 23, 2015. These submissions were to include Budget Form 2b, Department Schedule of Licenses, Permits, Fines & Service Charges. The goal was to ensure that the Controller could compile and forward a list of departmental fee submissions to policymakers and other interested stakeholders informing them of fee levels and related levels of cost recovery.

While most departments submitted the budget forms as requested, some departments have no fees and are noted as such. Additionally, some departments have particularly complex fee schedules that make it more difficult to summarize their data into Budget Form 2b. In these cases, additional attachments are provided. Some departments were only required to provide budget information for Fiscal Year 2015-16, and thus did not provide information on fees for Fiscal Year 2016-17.

## **BACKGROUND ON FEES, CHARGES & RATES FOR CALIFORNIA MUNICIPALITIES<sup>1</sup>**

State and local governments impose regulatory fees on businesses and individuals to pay for the cost of public programs or projects necessary to regulate activity of the business or person. Before Proposition 26 passed on November 2, 2010, cities had the general authority to impose fees, sometimes called charges or rates, under the police power as defined by Article XI, Section 7, and under the public works power as defined in Article XI, Section 9 of the California Constitution.

Proposition 26 added a new definition of "tax" into the California Constitution (California Constitution, Article XIII C, Sec. 1 (e) providing that any government imposed charge, levy or exaction of any kind is a tax that is subject to requirements for voter approval and constitutional limitations unless it falls under one of seven exemptions. Fees adopted prior to November 2, 2010, are not subject to the measure until they are increased or extended and it is determined that none of the exemptions applies.

The categories of charges exempt from Proposition 26 are:

1. A charge imposed for a specific benefit conferred or privilege granted directly to the payer that is not provided to those not charged, and which does not exceed the reasonable costs to the local government of conferring the benefit or granting the

---

<sup>1</sup> The section is substantially taken from the League of California Cities' Living with Proposition 26 of 2010, FAQ document.

privilege.

2. A charge imposed for a specific government service or product provided directly to the payer that is not provided to those not charged, and which does not exceed the reasonable costs to the local government of providing the service or product.
3. A charge imposed for the reasonable regulatory costs to a local government for issuing licenses and permits, performing investigations, inspections and audits, enforcing agricultural marketing orders, and the administrative enforcement and adjudication thereof.
4. A charge imposed for entrance to or use of local government property or the purchase rental or lease of local government property.
5. A fine, penalty, or other monetary charge imposed by the judicial branch of government or a local government as a result of a violation of law.
6. A charge imposed as a condition of property development.
7. Assessments and property-related fees imposed in accordance with the provisions of Article XIII D, established by Proposition 218, which defined a subset of user fees called property-related fees imposed to fund a property-related service. Specific substantive restrictions and procedures in state statutes and in the California Constitution must be followed to impose such fees.

## **QUESTIONS**

For questions on specific fees, please contact the appropriate departmental fiscal officers. A list of departmental fiscal officer contacts is included in Section II.

## II. Departmental Fiscal Officer Contacts

---

| DEPARTMENT                                   | Code | Fiscal Officer            | Phone Number   |
|----------------------------------------------|------|---------------------------|----------------|
| Academy of Sciences                          | SCI  | Alison Brown              | (415) 379-5148 |
| Adult Probation                              | ADP  | Diane Lim                 | (415) 553-1058 |
| Airport Commission                           | AIR  | Leo Fermin                | (650) 821-2822 |
| Arts Commission                              | ART  | Rebekah Krell             | (415) 252-4665 |
| Asian Art Museum                             | AAM  | John Hayes                | (415) 581-3732 |
| Assessor / Recorder                          | ASR  | Gigi Whitley              | (415) 554-5598 |
| Board of Appeals                             | PAB  | Cynthia Goldstein         | (415) 575-6881 |
| Board of Supervisors                         | BOS  | Bohannon Jones            | (415) 554-4446 |
| Building Inspection                          | DBI  | Taras Madison             | (415) 558-6239 |
| Child Support Services                       | CSS  | Karen Roye                | (415) 356-2919 |
| Children & Families Commission               | CFC  | Tracy Fong                | (415) 934-4875 |
| Children, Youth, & Their Families            | CHF  | Leo Chyi                  | (415) 554-8959 |
| City Attorney                                | CAT  | Dora Okai                 | (415) 554-4271 |
| City Planning                                | CPC  | Thomas DiSanto            | (415) 575-9113 |
| Civil Service Commission                     | CSC  | Michael Brown             | (415) 252-3250 |
| Controller                                   | CON  | Jeannie Wong              | (415) 554-7604 |
| County Education                             | USD  | Reeta Madhavan            | (415) 241-2187 |
| District Attorney                            | DAT  | Eugene Clendinen          | (415) 553-1895 |
| Economic & Workforce Development             | ECN  | Merrick Pascual           | (415) 701-5511 |
| Elections                                    | REG  | Nataliya Kuzina           | (415) 554-5683 |
| Emergency Management                         | ECD  | William Lee               | (415) 558-3866 |
| Environment                                  | ENV  | Joe Salem                 | (415) 355-3721 |
| Ethics Commission                            | ETH  | John St. Croix            | (415) 252-3101 |
| Fine Arts Museums                            | FAM  | Michelle Gutierrez-Canepa | (415) 750-3682 |
| Fire                                         | FIR  | Mark Corso                | (415) 558-3417 |
| General City Responsibility                  | GEN  | Risa Sandler              | (415) 554-6626 |
| General City Unallocated                     | UNA  | Michelle Allersma         | (415) 554-7647 |
| General Services Agency - City Administrator | ADM  | Kenneth Bukowski          | (415) 554-6172 |
| General Services Agency - Public Works       | DPW  | Julia Dawson              | (415) 554-4831 |
| General Services Agency - Technology         | TIS  | Elaine Benvenuti          | (415) 581-3923 |
| Health Service System                        | HSS  | Pamela Levin              | (415) 554-0649 |
| Human Resources                              | HRD  | Brent Lewis               | (415) 557-4944 |
| Human Rights Commission                      | HRC  | Theresa Sparks            | (415) 252-2511 |
| Human Services Agency                        | DSS  | Derek Chu                 | (415) 557-5661 |
| Juvenile Probation                           | JUV  | Catherine McGuire         | (415) 753-7560 |
| Law Library                                  | LLB  | Marcia Bell               | (415) 554-6824 |
| Mayor's Office                               | MYR  | Anabel Simonelli          | (415) 554-6657 |
| Municipal Transportation Agency              | MTA  | Sonali Bose               | (415) 701-4617 |
| Police                                       | POL  | Maureen Gannon            | (415) 553-1425 |
| Port Commission                              | PRT  | Elaine Forbes             | (415) 274-0445 |
| Public Defender                              | PDR  | Jeff Adachi               | (415) 553-9520 |
| Public Health                                | DPH  | Greg Wagner               | (415) 554-2610 |
| Public Library                               | LIB  | Maureen Singleton         | (415) 557-4248 |



| <b>DEPARTMENT</b>           | <b>Code</b> | <b>Finance Officer</b> | <b>Phone Number</b> |
|-----------------------------|-------------|------------------------|---------------------|
| Public Utilities Commission | PUC         | Charles Perl           | (415) 487-5262      |
| Recreation and Parks        | REC         | Katie Petrucione       | (415) 831-2703      |
| Rent Arbitration Board      | RNT         | Robert Collins         | (415) 252-4628      |
| Retirement System           | RET         | Jim Burruel            | (415) 487-7075      |
| Sheriff                     | SHF         | Bree Mawhorter         | (415) 554-4316      |
| Status of Women             | WOM         | Emily Murase           | (415) 252-2571      |
| Treasurer / Tax Collector   | TTX         | Tajel Shah             | (415) 554-4506      |
| Trial Courts                | CRT         | Sue Wong               | (415) 551-5757      |
| War Memorial                | WAR         | Elizabeth Murray       | (415) 554-6306      |

### **III. Eligible Costs in Setting Fees**

---

Fee levels should be set to recover the full cost of service and therefore should reflect both direct and indirect expenses. Indirect costs are those costs incurred for a common or joint purpose, benefiting more than one program in a department, and are not directly assignable to a particular program without efforts disproportionate to the level of cost allocation achieved. Indirect costs should include both (1) the overhead costs for the unit performing the function related to the fee and (2) the costs of central government services distributed through the cost allocation plan (COWCAP) and not otherwise treated as a direct cost. Examples of costs typically treated as indirect are: utilities, rent, administrative staff, and equipment rental.

Direct costs are those for activities or services that benefit specific projects, e.g., salaries for project staff and materials required for a particular project. Bank charges and other costs of processing payments including credit card processing fees online and over the counter are considered eligible costs and should be included as costs in setting fee levels. In many cases departments also have the option of assessing a service fee to cover the cost of in-person and on-line card payment transactions.

## IV. Departmental Fees as Submitted with Departmental Proposed Budgets

| <u>Department</u>                            | <u>Code</u> | <u>Page</u>   |
|----------------------------------------------|-------------|---------------|
| Academy of Sciences                          | SCI         | N/A – No Fees |
| Adult Probation                              | ADP         | 1             |
| Airport                                      | AIR         | 2-3           |
| Arts Commission                              | ART         | 4             |
| Asian Art Museum                             | AAM         | 5             |
| Assessor / Recorder                          | ASR         | 6             |
| Board of Appeals                             | PAB         | 7             |
| Board of Supervisors                         | BOS         | 8             |
| Building Inspection                          | DBI         | 9-35          |
| Child Support Services                       | CSS         | N/A – No Fees |
| Children & Families Commission               | CFC         | N/A – No Fees |
| Children, Youth & Their Families             | CHF         | N/A – No Fees |
| City Attorney                                | CAT         | N/A – No Fees |
| City Planning                                | CPC         | 36-49         |
| Civil Service Commission                     | CSC         | N/A – No Fees |
| Controller                                   | CON         | 50            |
| District Attorney                            | DAT         | 51            |
| Economic & Workforce Development             | ECN         | 52            |
| Elections                                    | REG         | 53            |
| Emergency Management                         | ECD         | 54            |
| Environment                                  | ENV         | N/A – No Fees |
| Ethics Commission                            | ETH         | 55            |
| Fine Arts Museums                            | FAM         | 56            |
| Fire                                         | FIR         | 57            |
| General Services Agency - City Administrator | ADM         | 58-61         |
| General Services Agency - Public Works       | DPW         | 62-65         |
| General Services Agency - Technology         | TIS         | 66            |
| Health Service System                        | HSS         | N/A – No Fees |
| Human Resources                              | HRD         | N/A – No Fees |
| Human Rights Commission                      | HRC         | N/A – No Fees |

| <u>Department</u>               | <u>Code</u> | <u>Page</u>          |
|---------------------------------|-------------|----------------------|
| Human Services Agency           | DSS         | 67                   |
| Juvenile Probation              | JUV         | 68                   |
| Law Library                     | LLB         | N/A – No Fees        |
| Mayor’s Office of Housing       | MOH         | 69                   |
| Municipal Transportation Agency | MTA         | 70-83                |
| Police                          | POL         | 84-88                |
| Port Commission                 | PRT         | 89-107               |
| Public Defender                 | PDR         | N/A – No Fees        |
| Public Library                  | LIB         | 108-109              |
| Public Health                   | DPH         | 110-123              |
| Public Utilities                | PUC         | 124-156              |
| Recreation and Parks            | REC         | 157-171              |
| Rent Arbitration Board          | RNT         | N/A – Fee Set by CON |
| Retirement System               | RET         | N/A – No Fees        |
| Sheriff                         | SHF         | 172                  |
| Status of Women                 | WOM         | N/A – No Fees        |
| Treasurer / Tax Collector       | TTX         | 173                  |
| War Memorial                    | WAR         | 174                  |

---

**Budget Form 2B: Schedule of Licenses, Permits, Fines & Service Charges**

**DEPARTMENT: ADULT PROBATION (ADP)**

|                                                                          |      |
|--------------------------------------------------------------------------|------|
| Inflation Factor for FY 2014-15 Fee Auto Increase as per Code Section ** | 2.7% |
| Inflation Factor for FY 2015-16 Fee Auto Increase as per Code Section ** | 2.8% |

| Item | Fee Status | Description     | Code Authorization   | Unit Basis (e.g., per sq. ft./) | FY 2014-15 Fee | FY 2014-15 Units (Est.) | FY 2014-15 Revenue Budgeted | FY 2014-15 Cost Recovery (Est.) | FY 2015-16 Fee ** | FY 2015-16 Units (Est.) | FY 2015-16 Revenue Proposed | FY 2015-16 Cost Recovery (Est.) | FY 2016-17 Fee ** | FY 2016-17 Units (Est.) | FY 2016-17 Revenue Proposed | FY 2016-17 Cost Recovery (Est.) | Fiscal Year of Last Increase | Fee Prior to Last Increase |
|------|------------|-----------------|----------------------|---------------------------------|----------------|-------------------------|-----------------------------|---------------------------------|-------------------|-------------------------|-----------------------------|---------------------------------|-------------------|-------------------------|-----------------------------|---------------------------------|------------------------------|----------------------------|
| 1    | C          | Probation Costs | Penal Code 1203.1(b) |                                 | \$ 50.00       | 8000                    | \$ 400,000                  |                                 | \$ 50.00          | 8000                    | \$ 400,000                  |                                 | \$ 50.00          | 8000                    | \$ 400,000                  |                                 | N/A                          | \$ -                       |

**Fee Status:**

- C - Continuing
- M - Modified
- N - New
- D - Discontinued

**Budget Form 2B: Schedule of Licenses, Permits, Fines & Service Charges**  
**DEPARTMENT: AIRPORT COMMISSION**

|                                                                          |      |
|--------------------------------------------------------------------------|------|
| Inflation Factor for FY 2015-16 Fee Auto Increase as per Code Section ** | 2.7% |
| Inflation Factor for FY 2016-17 Fee Auto Increase as per Code Section ** | 2.8% |

| Item | Fee Status | Description                                        | Code Authorization          | Unit Basis (e.g., per sq. ft./)                                                                            | FY 2014-15 Fee                                                                                                                                                                                                                                                            | FY 2014-15 Units (Est.)                                      | FY 2014-15 Revenue Budgeted | FY 2014-15 Cost Recovery (Est.) | FY 2015-16 Fee **                                                                                                                                                                                                                                                         | FY 2015-16 Units (Est.)                          | FY 2015-16 Revenue Proposed | FY 2015-16 Cost Recovery (Est.)                                      |
|------|------------|----------------------------------------------------|-----------------------------|------------------------------------------------------------------------------------------------------------|---------------------------------------------------------------------------------------------------------------------------------------------------------------------------------------------------------------------------------------------------------------------------|--------------------------------------------------------------|-----------------------------|---------------------------------|---------------------------------------------------------------------------------------------------------------------------------------------------------------------------------------------------------------------------------------------------------------------------|--------------------------------------------------|-----------------------------|----------------------------------------------------------------------|
| 1    | M          | AIRLINE LANDING FEES                               | 1996 Charter; Section 2.109 | Landing Weight in 1,000 lb. units                                                                          | \$4.57                                                                                                                                                                                                                                                                    | 32,026,039                                                   | 146,359,000                 | 100%                            | \$4.94                                                                                                                                                                                                                                                                    | 32,246,940                                       | \$ 159,278,000              | 100%                                                                 |
| 2    | M          | NON-SIGNATORY LANDING PREMIUM                      | 1996 Charter; Section 2.109 | Landing Weight in 1,000 lb. units                                                                          | \$1.14                                                                                                                                                                                                                                                                    | 143,545                                                      | 164,000                     | 100%                            | \$1.23                                                                                                                                                                                                                                                                    | 142,530                                          | \$ 176,000                  | 100%                                                                 |
| 3    | M          | FIXED BASE OPERATOR                                | 1996 Charter; Section 2.109 | Various, depending on category. Operator must use landing and aircraft parking fees as established by SFO. | 100% of Landing Fees (Fixed Wing = \$168/ Rotary Wing \$84) - under review; 26% of hangar rental revenue; 55% of aircraft parking charged per SFO fee schedule (see next line); 27% of fuel revenues; 40% of advertising revenues; all against a minimum annual guarantee | Various                                                      | 12,752,000                  | 100%                            | 100% of Landing Fees (Fixed Wing = \$176/ Rotary Wing \$88) - under review; 26% of hangar rental revenue; 55% of aircraft parking charged per SFO fee schedule (see next line); 27% of fuel revenues; 40% of advertising revenues; all against a minimum annual guarantee | Various                                          | \$ 13,071,000               | 100%                                                                 |
| 4    | M          | FBO-GENERAL AVIATION AIRCRAFT PARKING FEE SCHEDULE | 1996 Charter; Section 2.109 | Aircraft weight x monthly rate = gross revenues.                                                           | 55% of gross sales based on FY 14/15 fee (actual fee that generates gross sales under review)                                                                                                                                                                             | Fees based on aircraft weight; varies with demand for space. | Included in Item 3          | 100%                            | 55% of gross sales based on FY 15/16 fee (actual fee that generates gross sales under review)                                                                                                                                                                             | Fees based on air                                | Included in Item 3          | 100%                                                                 |
| 5    | M          | JET BRIDGE FEES                                    | 1996 Charter; Section 2.109 | Number of turns                                                                                            | \$25 per turn                                                                                                                                                                                                                                                             | 18,400                                                       | 460,000                     | 100%                            | \$26 per turn (under review)                                                                                                                                                                                                                                              | 18,423                                           | \$ 479,000                  | 100%                                                                 |
| 6    | M          | RENTAL-AIRLINE NORTH TERMINAL                      | 1996 Charter; Section 2.109 | Sq. Ft. of Cat. I-V space                                                                                  | Cat. I = \$260.14 Cat. II = \$195.11<br>Cat. III = \$130.07 Cat. IV = \$65.04<br>Cat. V = \$26.01                                                                                                                                                                         | 465,000                                                      | 67,052,000                  | 100%                            | Cat. I = \$276.59 Cat. II = \$207.44<br>Cat. III = \$138.30 Cat. IV = \$69.15<br>Cat. V = \$27.66 (all rates under review)                                                                                                                                                | 494,702                                          | \$ 71,828,000               | 100%                                                                 |
| 7    | M          | RENTAL-AIRLINE SOUTH TERMINAL                      | 1996 Charter; Section 2.109 | Sq. Ft. of Cat. I-V space                                                                                  | Cat. I = \$260.14 Cat. II = \$195.11<br>Cat. III = \$130.07 Cat. IV = \$65.04<br>Cat. V = \$26.01                                                                                                                                                                         | 195,000                                                      | 27,599,000                  | 100%                            | Cat. I = \$276.59 Cat. II = \$207.44<br>Cat. III = \$138.30 Cat. IV = \$69.15<br>Cat. V = \$27.66 (all rates under review)                                                                                                                                                | 165,299                                          | \$ 28,980,000               | 100%                                                                 |
| 8    | M          | RENTAL-AIRLINE, ITB                                | 1996 Charter; Section 2.109 | Sq. Ft. of Cat. I-V space                                                                                  | Cat. I = \$260.14 Cat. II = \$195.11<br>Cat. III = \$130.07 Cat. IV = \$65.04<br>Cat. V = \$26.01                                                                                                                                                                         | 555,000                                                      | 82,301,000                  | 100%                            | Cat. I = \$276.59 Cat. II = \$207.44<br>Cat. III = \$138.30 Cat. IV = \$69.15<br>Cat. V = \$27.66 (all rates under review)                                                                                                                                                | 570,980                                          | \$ 87,348,000               | 100%                                                                 |
| 9    | M          | Miscellaneous Aircraft Turn Fees                   | 1996 Charter; Section 2.109 | Per turn                                                                                                   | 12 fees assessed to various aircraft turn activities in the International Terminal.                                                                                                                                                                                       | Turns based on specific aircraft turn activities             | Included in Item 8          | 100%                            | 12 fees assessed to various aircraft turn activities in the International Terminal.                                                                                                                                                                                       | Turns based on specific aircraft turn activities | Included in Item 8          | 100%                                                                 |
| 10   | M          | RENTAL-AIRLINE, CUSTOMS FACILITIES-ITB             | 1996 Charter; Section 2.109 | Cat. II rate / sq. Ft.                                                                                     | Cat. II = \$195.11                                                                                                                                                                                                                                                        | 205,704                                                      | 40,135,000                  | 100%                            | Cat. II = \$207.44 (under review)                                                                                                                                                                                                                                         | 205,711                                          | \$ 42,597,000               | 100%                                                                 |
| 11   | M          | RENTAL-AIRLINE T2                                  | 1996 Charter; Section 2.109 | Sq. Ft. of Cat. I-V space                                                                                  | Cat. I = \$260.14 Cat. II = \$195.11<br>Cat. III = \$130.07 Cat. IV = \$65.04<br>Cat. V = \$26.01                                                                                                                                                                         | 178,000                                                      | 25,171,000                  | 100%                            | Cat. I = \$276.59 Cat. II = \$207.44<br>Cat. III = \$138.30 Cat. IV = \$69.15<br>Cat. V = \$27.66 (all rates under review)                                                                                                                                                | 181,101                                          | \$ 26,714,000               | 100%                                                                 |
| 12   | M          | COMMON USE GATE TURN FEES                          | 1996 Charter; Section 2.109 | Number of uses of specific space                                                                           | Per Use: Ticket Counter \$116;<br>Arrival \$152; Departure \$152;<br>Baggage Claim \$234; Per Hour:<br>Ticket Counter \$58.                                                                                                                                               | Various                                                      | 912,000                     | 100% (deper                     | Per Use: Ticket Counter \$122;<br>Arrival \$161; Departure \$161;<br>Baggage Claim \$250; Per Hour:<br>Ticket Counter \$61.                                                                                                                                               | Various                                          | \$ 967,000                  | 100% (dependent on airline usage; no historical experience for base) |

| Item | Fee Status | Description                                 | Code Authorization          | Unit Basis (e.g., per sq. ft./)              | FY 2014-15 Fee                                                                                                                                                                                                                                                                                                                         | FY 2014-15 Units (Est.)                                  | FY 2014-15 Revenue Budgeted | FY 2014-15 Cost Recovery (Est.) | FY 2015-16 Fee **                                                                                                                                                                                                                                                                                                                      | FY 2015-16 Units (Est.)                                  | FY 2015-16 Revenue Proposed | FY 2015-16 Cost Recovery (Est.) |
|------|------------|---------------------------------------------|-----------------------------|----------------------------------------------|----------------------------------------------------------------------------------------------------------------------------------------------------------------------------------------------------------------------------------------------------------------------------------------------------------------------------------------|----------------------------------------------------------|-----------------------------|---------------------------------|----------------------------------------------------------------------------------------------------------------------------------------------------------------------------------------------------------------------------------------------------------------------------------------------------------------------------------------|----------------------------------------------------------|-----------------------------|---------------------------------|
| 13   | M          | RENTAL-AIRLINE CARGO SPACE                  | 1996 Charter; Section 2.109 | Sq. Ft.                                      | Warehouse rate =\$23.00; office only rate=\$16.70                                                                                                                                                                                                                                                                                      | 583,400                                                  | 6,915,000                   | 100%                            | Warehouse rate =\$23.00; office only rate=\$16.70                                                                                                                                                                                                                                                                                      | Various                                                  | \$ 7,120,000                | 100%                            |
| 14   | M          | RENTAL-AIRLINE GROUND LEASES                | 1996 Charter; Section 2.109 | Sq. Ft.                                      | Adjusted by CPI of 2.5%                                                                                                                                                                                                                                                                                                                | 155 acres                                                | 15,690,000                  | 100%                            | Adjusted by CPI of 2.5%                                                                                                                                                                                                                                                                                                                | 155 acres                                                | \$ 15,778,000               | 100%                            |
| 15   | M          | RENTAL-AIRCRAFT PARKING                     | 1996 Charter; Section 2.109 | Per 8 hour segment and aircraft weight class | Terminal or near terminal locations: aircraft under 250K/lbs = \$350/8 hr.; \$185 ea/addit. hr, \$17,370/mo; 250k/lbs or more = \$680/8 hrs. \$350 ea/addit hr. \$32,360/mo. Remote locations: aircraft under 250K/lbs = \$175/8 hr.; \$150 ea/addit. hr, \$13,750/mo; 250k/lbs or more = \$380/8 hrs, \$335 ea/addit hr, \$30,200/mo. | Based on aircraft weight and variable demand             | 5,000,000                   | N/A                             | Terminal or near terminal locations: aircraft under 250K/lbs = \$350/8 hr.; \$185 ea/addit. hr, \$17,370/mo; 250k/lbs or more = \$680/8 hrs. \$350 ea/addit hr. \$32,360/mo. Remote locations: aircraft under 250K/lbs = \$175/8 hr.; \$150 ea/addit. hr, \$13,750/mo; 250k/lbs or more = \$380/8 hrs, \$335 ea/addit hr, \$30,200/mo. | Based on aircraft weight and variable demand             | \$ 5,000,000                | N/A                             |
| 16   | M          | RENTAL-AIRLINE, SUPERBAY HANGAR             | 1996 Charter; Section 2.109 | Per Sq. Ft.                                  | Based on lease rates                                                                                                                                                                                                                                                                                                                   | 606,590                                                  | 8,149,000                   | 100%                            | Based on lease rates                                                                                                                                                                                                                                                                                                                   | Approx 563,900 sq ft                                     | \$ 8,352,000                | 100%                            |
| 17   | M          | AIRLINE SUPPORT SERVICES                    | 1996 Charter; Section 2.109 | Per sq. ft. / per permit                     | Rents / Cat. Rental rates / No change in Ground handler permit fee                                                                                                                                                                                                                                                                     | Based on sq. ft. requirements and over 40 GH permits.    | 12,112,000                  | 100%                            | Rents / Cat. Rental rates / No change in Ground handler permit fee                                                                                                                                                                                                                                                                     | Based on sq. ft. requirements and about 40 GH permits.   | \$ 12,616,000               | 100%                            |
| 18   | M          | SFO TRANSPORTATION FEE                      | 1996 Charter; Section 2.109 | Per signed RAC contract                      | \$ 20.00                                                                                                                                                                                                                                                                                                                               | 1,828,950                                                | 36,579,000                  | 100%                            | \$20.00                                                                                                                                                                                                                                                                                                                                | 1,862,300                                                | \$ 37,246,000               | 100%                            |
| 19   | M          | RENTAL TANK FARM AREA                       | 1996 Charter; Section 2.109 | Per Sq. Ft.                                  | Adjusted by CPI                                                                                                                                                                                                                                                                                                                        | 10.4 acres                                               | 1,399,000                   | 100%                            | Adjusted by CPI                                                                                                                                                                                                                                                                                                                        | 10.4 acres                                               | \$ 1,434,000                | 100%                            |
| 20   | M          | PARKING, AIRLINE EMPLOYEES                  | 1996 Charter; Section 2.109 | Per price schedule                           | Per month: w/o bus=\$68; w/bus = \$75; Dom Gar = \$112                                                                                                                                                                                                                                                                                 | Approx. 8,300 permits/qr                                 | 9,128,000                   | 100%                            | Per month: w/o bus=\$70; w/bus = \$77; Dom Gar = \$115 (under review)                                                                                                                                                                                                                                                                  | Approx. 9,300 permits/qr                                 | \$ 9,351,000                | 100%                            |
| 21   | M          | LICENSE & PERMIT FEES                       | 1996 Charter; Section 2.109 | Per price schedule                           | Per schedule; no increase over FY 14/15 rates.                                                                                                                                                                                                                                                                                         | Approx. 13,400 badges, permits, licenses, finger prints, | 1,269,000                   | N/A                             | Per schedule; no increase over FY 14/15 rates.                                                                                                                                                                                                                                                                                         | Approx. 18,500 badges, permits, licenses, finger prints, | \$ 1,292,000                | N/A                             |
| 22   | M          | Refuse Disposal Fee                         | 1996 Charter; Section 2.109 | Per price schedule                           | \$320/retail, \$240/"green" certified retail, \$640/F&B, \$480/"green" certified F&B, \$582/airline                                                                                                                                                                                                                                    | Approx. 120 users                                        | 642,000                     | Approx. 65%                     | \$314/retail, \$247/"green" certified retail, \$628/F&B, \$495/"green" certified F&B, \$600/airline                                                                                                                                                                                                                                    | Approx. 120 users                                        | \$ 677,000                  | Approx. 65%                     |
| 23   | M          | Telecommunication Access Fees               | 1996 Charter; Section 2.109 | Per price schedule                           | Various rates per schedule; based on ATT/CALNET rates.                                                                                                                                                                                                                                                                                 | Based on usage and demand                                | 2,901,000                   | N/A                             | Various rates per schedule; based on ATT/CALNET rates.                                                                                                                                                                                                                                                                                 | Based on usage and demand                                | N/A                         | N/A                             |
| 24   | M          | Ground Transportation Trip Fees (excl Taxi) | 1996 Charter; Section 2.109 | Per price schedule                           | Per schedule; various rates for different modes of transportation .                                                                                                                                                                                                                                                                    | Based on trips of various operators made to the Airport  | 7,956,000                   | Various; from                   | Per schedule; various rates for different modes of transportation. Effective September 2014, Transportation Network Companies (TNCs) are permitted to operation at the Airport.                                                                                                                                                        | Based on trips of various operators made to the Airport  | \$ 14,736,000               | Various; from 51% to 97%        |

Fee Status: C Continuing  
M Modified  
N New  
D Discontinued

Note: The San Francisco International Airport (SFO) prepares a two-year operating budget every other year; this biennial process required a budget submission for FY2014-15 and FY2015-16. As a result, there is no Airport budget submission for FY2015-16 and FY2016-17 and therefore the fees for FY2016-17 are not yet set and not presented on this schedule.

**Budget Form 2B: Schedule of Licenses, Permits, Fines & Service Charges**  
DEPARTMENT: ARTS COMMISSION

|                                                                          |      |
|--------------------------------------------------------------------------|------|
| Inflation Factor for FY 2015-16 Fee Auto Increase as per Code Section ** | 2.7% |
| Inflation Factor for FY 2016-17 Fee Auto Increase as per Code Section ** | 2.8% |

| Item | Fee Status | Description                     | Code Authorization | Unit Basis (e.g., per sq. ft.) | FY 2014-15 Fee | FY 2014-15 Units (Est.) | FY 2014-15 Revenue Budgeted | FY 2014-15 Cost Recovery (Est.) | FY 2015-16 Fee ** | FY 2015-16 Units (Est.) | FY 2015-16 Revenue Proposed | FY 2015-16 Cost Recovery (Est.) | FY 2016-17 Fee ** | FY 2016-17 Units (Est.) | FY 2016-17 Revenue Proposed | FY 2016-17 Cost Recovery (Est.) | Fiscal Year of Last Increase | Fee Prior to Last Increase |
|------|------------|---------------------------------|--------------------|--------------------------------|----------------|-------------------------|-----------------------------|---------------------------------|-------------------|-------------------------|-----------------------------|---------------------------------|-------------------|-------------------------|-----------------------------|---------------------------------|------------------------------|----------------------------|
| 1    | C          | Street Artist Certification Fee | Ord. 41-83         | Per license                    | \$ 696.00      | 395                     | \$ 334,685.00               | 69%                             | \$ 714.58         | 375                     | \$ 267,968.70               | 67%                             | \$ 734.23         | 375                     | \$ 275,337.84               | 68%                             | FY15                         | \$ 679.00                  |
| 2    | C          | Civic Design Review Fees        | SF Charter 5.103   | Per project                    | \$ 10,220.00   | 13.5                    | \$ 134,595.00               | 100%                            | \$ 10,220.00      | 13.5                    | \$ 137,970.00               | 100%                            | \$ 10,220.00      | 13.5                    | \$ 137,970.00               | 100%                            | FY15                         | \$ 6,948.00                |

Fee Status: C - Continuing  
M - Modified  
N - New  
D - Discontinued



**Budget Form 2B: Schedule of Licenses, Permits, Fines & Service Charges**  
DEPARTMENT: ASIAN ART MUSEUM (AAM)

|                                                                          |      |
|--------------------------------------------------------------------------|------|
| Inflation Factor for FY 2015-16 Fee Auto Increase as per Code Section ** | 2.7% |
| Inflation Factor for FY 2016-17 Fee Auto Increase as per Code Section ** | 2.8% |

| Item | Fee Status | Description         | Code Authorization         | Unit Basis (e.g., per sq. ft.) | FY 2014-15 Fee | FY 2014-15 Units (Est.) | FY 2014-15 Revenue Budgeted | FY 2014-15 Cost Recovery (Est.) | FY 2015-16 Fee ** | FY 2015-16 Units (Est.) | FY 2015-16 Revenue Proposed | FY 2015-16 Cost Recovery (Est.) | FY 2016-17 Fee ** | FY 2016-17 Units (Est.) | FY 2016-17 Revenue Proposed | FY 2016-17 Cost Recovery (Est.) | Fiscal Year of Last Increase | Fee Prior to Last Increase |
|------|------------|---------------------|----------------------------|--------------------------------|----------------|-------------------------|-----------------------------|---------------------------------|-------------------|-------------------------|-----------------------------|---------------------------------|-------------------|-------------------------|-----------------------------|---------------------------------|------------------------------|----------------------------|
| 1    | C          |                     | Admin Code Sec. 10,100-307 |                                | \$ -           |                         | \$ -                        |                                 | \$ -              |                         | \$ -                        |                                 | \$ -              |                         | \$ -                        |                                 |                              | \$ -                       |
| 2    | C          | Museum Member       |                            |                                | Free           |                         | \$ -                        |                                 | Free              |                         | \$ -                        |                                 | Free              |                         | \$ -                        |                                 |                              | \$ -                       |
| 3    | C          | To age 12           |                            |                                | Free           |                         | \$ -                        |                                 | Free              |                         | \$ -                        |                                 | Free              |                         | \$ -                        |                                 |                              | \$ -                       |
| 4    | C          | Age 13 -17          |                            |                                | \$ 10.00       |                         | \$ -                        |                                 | \$ 10.00          |                         | \$ -                        |                                 | \$ 10.00          |                         | \$ -                        |                                 | 2015                         | \$ 8.00                    |
| 5    | C          | Age 18-64           |                            |                                | \$ 15.00       |                         | \$ -                        |                                 | \$ 15.00          |                         | \$ -                        |                                 | \$ 15.00          |                         | \$ -                        |                                 | 2015                         | \$ 12.00                   |
| 6    | C          | Age 65 & Over       |                            |                                | \$ 10.00       |                         | \$ -                        |                                 | \$ 10.00          |                         | \$ -                        |                                 | \$ 10.00          |                         | \$ -                        |                                 | 2015                         | \$ 8.00                    |
| 7    | C          | University Students |                            |                                | \$ 10.00       |                         | \$ -                        |                                 | \$ 10.00          |                         | \$ -                        |                                 | \$ 10.00          |                         | \$ -                        |                                 | 2015                         | \$ 8.00                    |
| 8    | C          | SFUSD Students      |                            |                                | Free           |                         | \$ -                        |                                 | Free              |                         | \$ -                        |                                 | Free              |                         | \$ -                        |                                 |                              | \$ -                       |
| 9    | C          | U.S. Armed Forces   |                            |                                | Free           |                         | \$ -                        |                                 | Free              |                         | \$ -                        |                                 | Free              |                         | \$ -                        |                                 |                              | \$ -                       |
| 10   | C          |                     |                            |                                | \$ -           |                         | \$ 695,000                  |                                 | \$ -              |                         | \$ 684,652                  |                                 | \$ -              |                         | \$ 693,396                  |                                 |                              | \$ -                       |

Fee Status: C - Continuing  
M - Modified  
N - New  
D - Discontinued

**Budget Form 2B: Schedule of Licenses, Permits, Fines & Service Charges**  
DEPARTMENT: OFFICE OF THE ASSESSOR-RECORDER (ASR)

|                                                                          |      |
|--------------------------------------------------------------------------|------|
| Inflation Factor for FY 2015-16 Fee Auto Increase as per Code Section ** | 2.7% |
| Inflation Factor for FY 2016-17 Fee Auto Increase as per Code Section ** | 2.8% |

| Item | Fee Status | Description                                                                                                                                               | Code Authorization       | Unit Basis (e.g., per sq. ft./) | FY 2014-15 Fee | FY 2015-16 Fee ** | FY 2016-17 Fee ** |
|------|------------|-----------------------------------------------------------------------------------------------------------------------------------------------------------|--------------------------|---------------------------------|----------------|-------------------|-------------------|
| 1    | C          | Recording Fee - First page of a deed of trust, reconveyance, request for notice, notice of default, and any deed not subject to documentary transfer tax. | 27388                    | Document                        | \$ 18.00       | \$ 18.00          | \$ 18.00          |
| 2    | C          | Recording Fee - First page of all other documents                                                                                                         | 27360 et seq             | Document                        | \$ 15.00       | \$ 15.00          | \$ 15.00          |
| 3    | C          | Recording Fee - Each additional page                                                                                                                      | 27360 et seq             | Document                        | \$ 3.00        | \$ 3.00           | \$ 3.00           |
| 4    | C          | Recording Fee - Monument Fee                                                                                                                              | Admin. Code Sec 8.24-6   | Document                        | \$ 10.00       | \$ 10.00          | \$ 10.00          |
| 5    | C          | Recording Fee - Combined (multiple title) documents                                                                                                       | 27360 et seq             | Document                        | \$ 15.00       | \$ 15.00          | \$ 15.00          |
| 6    | C          | Recording Fee - Penalty Print                                                                                                                             | 27360 et seq             | Document                        | \$ 1.00        | \$ 1.00           | \$ 1.00           |
| 7    | C          | Recording Fee - Documents requiring indexing of more than 10 names (charge per each additional 10 names or part thereof)                                  | 27360 et seq;<br>27361.2 | Document                        | \$ 1.00        | \$ 1.00           | \$ 1.00           |
| 8    | C          | Recording Fee - Documents requiring indexing of more than 10 names (charge per each additional reference)                                                 | 27360 et seq;<br>27361.2 | Document                        | \$ 1.00        | \$ 1.00           | \$ 1.00           |
| 9    | C          | Recording Fee - Releases State and County Liens                                                                                                           | 27360 et seq             | Document                        | \$ 13.00       | \$ 13.00          | \$ 13.00          |
| 10   | C          | Recording Fee - Releases State and County Liens - Exception: Franchise Tax Board Out-of-State debtor                                                      | 27360 et seq             | Document                        | \$ 9.00        | \$ 9.00           | \$ 9.00           |
| 11   | C          | Recording Fee - Notification of Involuntary Lien - First Debtor                                                                                           | 27297.5; 27387           | Document                        | \$ 6.00        | \$ 6.00           | \$ 6.00           |
| 12   | C          | Recording Fee - Notification of Involuntary Lien - Each additional debtor                                                                                 | 27297.5; 27387           | Document                        | \$ 2.00        | \$ 2.00           | \$ 2.00           |
| 13   | C          | Recording Fee - Preliminary Change of Ownership (fail to file, R&T 480.3)                                                                                 | 27360 et seq             | Document                        | \$ 20.00       | \$ 20.00          | \$ 20.00          |
| 14   | C          | Recording Fee - California Preliminary 20-Day Notice                                                                                                      | 27360 et seq             | Document                        | \$ 22.00       | \$ 22.00          | \$ 22.00          |
| 15   | C          | Recording Fee - Document Surcharge (not 8.5 X 11)                                                                                                         | 27361(a)(2)              | Document                        | \$ 3.00        | \$ 3.00           | \$ 3.00           |
| 16   | C          | Financing Statements - Filing of forms prescribed by Secretary of State (less than 3 pages)                                                               | UCC 9403-9407            | Document                        | \$ 12.00       | \$ 12.00          | \$ 12.00          |
| 17   | C          | Financing Statements - Filing of forms prescribed by Secretary of State (3+ pages)                                                                        | UCC 9403-9407            | Document                        | \$ 22.00       | \$ 22.00          | \$ 22.00          |
| 18   | C          | Financing Statements - Request for UCC Certificate                                                                                                        | UCC 9403-9407            | Document                        | \$ 10.00       | \$ 10.00          | \$ 10.00          |
| 19   | C          | Maps - First page                                                                                                                                         | 27372                    | Document                        | \$ 10.00       | \$ 10.00          | \$ 10.00          |
| 20   | C          | Maps - Each additional page                                                                                                                               | 27372                    | Document                        | \$ 2.00        | \$ 2.00           | \$ 2.00           |
| 21   | C          | Copying & Certification Fees - Copies of records or papers on file (retrieved by ASR staff)                                                               | 27366; 27364             | Document                        | \$ 3.00        | \$ 3.00           | \$ 3.00           |
| 22   | C          | Copying & Certification Fees - Copies of records or papers on file (retrieved by ASR staff), pages 4+                                                     | 27366; 27364             | Document                        | \$ 0.50        | \$ 0.50           | \$ 0.50           |
| 23   | C          | Copying & Certification Fees - Certification                                                                                                              | 27366; 27364             | Document                        | \$ 1.00        | \$ 1.00           | \$ 1.00           |
| 24   | C          | Copying & Certification Fees - Certified copy of Public Marriage License                                                                                  | H&S Code 103625          | Document                        | \$ 15.00       | \$ 15.00          | \$ 15.00          |
| 25   | C          | Copying & Certification Fees - Conforming copy surcharge                                                                                                  | 27366; 27364             | Document                        | \$ 1.00        | \$ 1.00           | \$ 1.00           |
| 26   | C          | Copying & Certification Fees - Copies of recorded maps (1st page)                                                                                         | 27366; 27364             | Document                        | \$ 5.00        | \$ 5.00           | \$ 5.00           |
| 27   | C          | Copying & Certification Fees - Copies of recorded maps (each additional page after page one)                                                              | 27366; 27364             | Document                        | \$ 3.00        | \$ 3.00           | \$ 3.00           |

Fee Status: C - Continuing  
M - Modified  
N - New  
D - Discontinued

**Budget Form 2B: Schedule of Licenses, Permits, Fines & Service Charges**  
DEPARTMENT: BOARD OF APPEALS (PAB)

|                                                                          |      |
|--------------------------------------------------------------------------|------|
| Inflation Factor for FY 2015-16 Fee Auto Increase as per Code Section ** | 2.7% |
| Inflation Factor for FY 2016-17 Fee Auto Increase as per Code Section ** | 2.8% |

| Item | Fee Status | Description                                                                                  | Code Authorization                        | Unit Basis (e.g., per sq. ft.) | FY 2014-15 Fee | FY 2014-15 Units (Est.) | FY 2014-15 Revenue Budgeted | FY 2014-15 Cost Recovery (Est.) | FY 2015-16 Fee ** | FY 2015-16 Units (Est.) | FY 2015-16 Revenue Proposed | FY 2015-16 Cost Recovery (Est.) | FY 2016-17 Fee ** | FY 2016-17 Units (Est.) | FY 2016-17 Revenue Proposed | FY 2016-17 Cost Recovery (Est.) | Fiscal Year of Last Increase | Fee Prior to Last Increase |
|------|------------|----------------------------------------------------------------------------------------------|-------------------------------------------|--------------------------------|----------------|-------------------------|-----------------------------|---------------------------------|-------------------|-------------------------|-----------------------------|---------------------------------|-------------------|-------------------------|-----------------------------|---------------------------------|------------------------------|----------------------------|
| 1    | C          | Appeal Fees - Zoning Administrator Variance                                                  | Bus. & Tax Reg. Code Art. 1, Sec. 8(a)(1) | Per Appeal                     | \$ 600         | 12                      | \$ 7,200                    | 13.8%                           | \$ 600.00         | 12                      | \$ 7,200                    | 13.8%                           | \$ 600.00         | 12                      | \$ 7,200                    | 13.5%                           | 2010                         | \$ 400.00                  |
| 2    | C          | Appeal Fees - Other Zoning Administrator Decision                                            | Bus. & Tax Reg. Code Art. 1, Sec. 8(a)(2) | Per Appeal                     | \$ 600         | 14                      | \$ 8,400                    | 13.8%                           | \$ 600.00         | 14                      | \$ 8,400                    | 13.8%                           | \$ 600.00         | 14                      | \$ 8,400                    | 13.5%                           | 2010                         | \$ 400.00                  |
| 3    | C          | Appeal Fees - Dept. of Building Inspection, residential hotel or apartment conversion permit | Bus. & Tax Reg. Code Art. 1, Sec. 8(b)(1) | Per Appeal                     | \$ 525         | 0                       | \$ -                        |                                 | \$ 525.00         | 0                       | \$ -                        |                                 | \$ 525.00         | 0                       | \$ -                        |                                 | 2010                         | \$ 350.00                  |
| 4    | C          | Appeal Fees - Dept. of Building Inspection, building demolition or other permit              | Bus. & Tax Reg. Code Art. 1, Sec. 8(b)(2) | Per Appeal                     | \$ 175         | 114                     | \$ 19,950                   | 4.0%                            | \$ 175.00         | 114                     | \$ 19,950                   | 4.0%                            | \$ 175.00         | 114                     | \$ 19,950                   | 3.9%                            | 2010                         | \$ 100.00                  |
| 5    | C          | Appeal Fees - Dept. of Building Inspection, imposition of penalty                            | Bus. & Tax Reg. Code Art. 1, Sec. 8(b)(3) | Per Appeal                     | \$ 300         | 4                       | \$ 1,200                    | 6.9%                            | \$ 300.00         | 4                       | \$ 1,200                    | 6.9%                            | \$ 300.00         | 4                       | \$ 1,200                    | 6.8%                            | 2010                         | \$ 200.00                  |
| 6    | C          | Appeal Fees - Police Dept. & Entertainment Comm., permit to business owner/operator          | Bus. & Tax Reg. Code Art. 1, Sec. 8(c)(1) | Per Appeal                     | \$ 375         | 0                       | \$ -                        |                                 | \$ 375.00         | 0                       | \$ -                        |                                 | \$ 375.00         | 0                       | \$ -                        |                                 | 2010                         | \$ 250.00                  |
| 7    | C          | Appeal Fees - Police Dept. & Entertainment Comm., permit to employee or contract worker      | Bus. & Tax Reg. Code Art. 1, Sec. 8(c)(1) | Per Appeal                     | \$ 150         | 0                       | \$ -                        |                                 | \$ 150.00         | 0                       | \$ -                        |                                 | \$ 150.00         | 0                       | \$ -                        |                                 | 2010                         | \$ 100.00                  |
| 8    | C          | Appeal Fees - Police Dept. & Entertainment Comm., permit revocation or suspension            | Bus. & Tax Reg. Code Art. 1, Sec. 8(c)(2) | Per Appeal                     | \$ 375         | 0                       | \$ -                        |                                 | \$ 375.00         | 0                       | \$ -                        |                                 | \$ 375.00         | 0                       | \$ -                        |                                 | 2010                         | \$ 250.00                  |
| 9    | C          | Appeal Fees - Dept. of Public Works, tree removal                                            | Bus. & Tax Reg. Code Art. 1, Sec. 8(d)    | Per Appeal                     | \$ 100         | 6                       | \$ 600                      | 2.3%                            | \$ 100.00         | 6                       | \$ 600                      | 2.3%                            | \$ 100.00         | 6                       | \$ 600                      | 2.3%                            | 2010                         | \$ 75.00                   |
| 10   | C          | Appeal Fees - Other Order or Decision                                                        | Bus. & Tax Reg. Code Art. 1, Sec. 8(e)    | Per Appeal                     | \$ 300         | 34                      | \$ 10,200                   | 6.9%                            | \$ 300.00         | 34                      | \$ 10,200                   | 6.9%                            | \$ 300.00         | 34                      | \$ 10,200                   | 6.8%                            | 2010                         | \$ 200.00                  |
| 11   | C          | Fees - Rehearing Requests                                                                    | Bus. & Tax Reg. Code Art. 1, Sec. 8(f)    | Per Request                    | \$ 150         | 18                      | \$ 2,700                    | 3.5%                            | \$ 150.00         | 18                      | \$ 2,700                    | 3.4%                            | \$ 150.00         | 18                      | \$ 2,700                    | 3.4%                            | 2010                         | \$ 100.00                  |
| 12   | C          | Fees - Jurisdiction Requests                                                                 | Bus. & Tax Reg. Code Art. 1, Sec. 8(g)    | Per Request                    | \$ 150         | 20                      | \$ 3,000                    | 3.5%                            | \$ 150.00         | 20                      | \$ 3,000                    | 3.4%                            | \$ 150.00         | 20                      | \$ 3,000                    | 3.4%                            | 2010                         | \$ 100.00                  |

Fee Status: C - Continuing  
M - Modified  
N - New  
D - Discontinued

**Budget Form 2B: Schedule of Licenses, Permits, Fines & Service Charges**  
DEPARTMENT: BOARD OF SUPERVISORS (BOS)

|                                                                          |      |
|--------------------------------------------------------------------------|------|
| Inflation Factor for FY 2015-16 Fee Auto Increase as per Code Section ** | 2.7% |
| Inflation Factor for FY 2016-17 Fee Auto Increase as per Code Section ** | 2.8% |

| Item | Fee Status | Description                                                                                       | Code Authorization           | Unit Basis (e.g., per sq. ft.) | FY 2014-15 Fee | FY 2014-15 Units (Est.) | FY 2014-15 Revenue Budgeted | FY 2014-15 Cost Recovery (Est.) | FY 2015-16 Fee ** | FY 2015-16 Units (Est.) | FY 2015-16 Revenue Proposed | FY 2015-16 Cost Recovery (Est.) | FY 2016-17 Fee ** | FY 2016-17 Units (Est.) | FY 2016-17 Revenue Proposed | FY 2016-17 Cost Recovery (Est.) | Fiscal Year of Last Increase | Fee Prior to Last Increase |
|------|------------|---------------------------------------------------------------------------------------------------|------------------------------|--------------------------------|----------------|-------------------------|-----------------------------|---------------------------------|-------------------|-------------------------|-----------------------------|---------------------------------|-------------------|-------------------------|-----------------------------|---------------------------------|------------------------------|----------------------------|
| 1    | C          | AAB Filing Fee                                                                                    | Admin Code Sec. 2B.9         | Application                    | \$ 60.00       | 2,937                   | \$ 185,000.00               |                                 | \$ 60.00          | 3,060                   | \$ 182,000.00               |                                 | \$ 60.00          | 3,060                   | \$ 156,000.00               |                                 | FY 2010/11                   | \$ 30.00                   |
| 2    | C          | AAB Hearing Fee                                                                                   | Admin Code Sec. 2B.10        | Hearing                        | \$0 to \$1,200 | Variable                | \$ 105,000.00               | 51%                             | \$0 to \$1,200    | Variable                | \$ 306,154.00               | 81%                             | \$0 to \$1,200    | Variable                | \$ 315,920.00               | 81%                             | N/A                          | \$ -                       |
| 3    | C          | AAB Finding of Fact Fee                                                                           | Admin Code Sec. 2B.11        | Request                        | \$0 to \$6,450 | 5                       | \$ 7,000.00                 |                                 | \$0 to \$6,450    | 7                       | \$ 6,880.00                 |                                 | \$0 to \$6,450    | 6                       | \$ 6,880.00                 |                                 | FY 2010/11                   | Sliding                    |
| 4    | C          | Planning Appeal Surcharge                                                                         | Admin Code Sec.31.22         | Appeal                         | \$ 117.00      | 299                     | \$ 35,000.00                |                                 | \$ 120.00         | 333                     | \$ 40,000.00                |                                 | \$ 123.00         | 325                     | \$ 40,000.00                |                                 |                              | \$ -                       |
| 5    | C          | Certification of Document                                                                         | Admin Code Sec. 8.37         | Document                       | \$ 2.00        | 10                      | \$ 20.00                    |                                 | \$ 2.05           | 10                      | \$ 20.00                    |                                 | \$ 2.00           | 10                      | \$ 20.00                    |                                 |                              | \$ -                       |
| 6    | C          | Copies of audio tape, CD, or USB                                                                  | Admin Code Sec. 8.37         | Copy                           | \$ 1.00        | 10                      | \$ 10.00                    |                                 | \$ 1.03           | 10                      | \$ 10.00                    |                                 | \$ 1.00           | 10                      | \$ 10.00                    |                                 |                              | \$ -                       |
| 7    | C          | Photocopies of routine documents produced in multiple copies (i.e. agendas and related materials) | Admin Code Sec. 8.37         | Copy                           | \$ 0.01        | 7,000                   | \$ 70.00                    |                                 | \$ 0.01           | 6,818                   | \$ 70.00                    |                                 | \$ 0.01           | 7,000                   | \$ 70.00                    |                                 |                              | \$ -                       |
| 8    | C          | Photocopies of documents produced on a one-time basis                                             | Admin Code Sec. 8.37         | Copy                           | \$ 0.10        | 1,900                   | \$ 190.00                   |                                 | \$ 0.10           | 1,851                   | \$ 190.00                   |                                 | \$ 0.10           | 1,900                   | \$ 190.00                   |                                 |                              | \$ -                       |
| 9    | C          | Appeals Fee: Temporary Use of Streets for Street Fairs                                            | Transportation Code Sec. 6.6 | Appeal                         | \$ 58.00       | 0                       | \$ -                        |                                 | \$ 59.55          | 0                       | \$ -                        |                                 | \$ 58.00          | 0                       | \$ -                        |                                 |                              | \$ -                       |
| 10   | C          | Appeals Fee: Temporary Use or Occupancy of Public Streets                                         | Transportation Code Sec. 6.2 | Appeal                         | \$ 58.00       | 0                       | \$ -                        |                                 | \$ 58.00          | 0                       | \$ -                        |                                 | \$ 58.00          | 0                       | \$ -                        |                                 |                              | \$ -                       |

Note: The Department does not intend to increase the fees that are automatically adjusted by CPI (Items #15 through 19) in order to keep the services accessible to the public.

Fee Status: C - Continuing  
M - Modified  
N - New  
D - Discontinued

**SECTION 110A. SCHEDULE OF FEE TABLES.<sup>1</sup>**

***SCHEDULE OF FEE TABLES:***

- 1A-A Building Permit Fees**
- 1A-B Other Building Permit and Plan Review Fees**
- 1A-C Plumbing/Mechanical Permit Issuance and Inspection Fees**
- 1A-D Standard Hourly Rates**
- 1A-E Electrical Permit Issuance and Inspection Fee Schedule**
- 1A-F Specialty Permit Fees**
  - 1. Bleachers Permit Fee Table**
  - 2. Chimney and Flue Permits**
  - 3. Demolition Permit Fee Table**
  - 4. Extra Permit Work**
  - 5. Garage Door Permits**
  - 6. Grading Permits**
  - 7. House Moving Permit Fee**
  - 8. Recommencement of Work Not Completed**
  - 9. Reroofing Permits**
  - 10. Strong Motion Instrumentation Program Fee**
  - 11. Subsidewalk Construction**
  - 12. Construction of Impervious Surface in Front Yard Setback Area**
- 1A-G Inspections, Surveys and Reports**
  - 1. Standard Inspection Fee**
  - 2. Off-Hours Inspection**
  - 3. Pre-Application Inspection**
  - 4. Reinspection Fee**
  - 5. Report of Residential Records (3R)**
  - 6. Survey of Nonresidential Buildings**
  - 7. Survey of Residential Buildings For Any Purpose or Condominium Conversion**
  - 8. Temporary Certificate of Occupancy**
- 1A-H Sign Permit Fees**
- 1A-I Reserved**
- 1A-J Miscellaneous Fees**
  - 1. Building Numbers**
  - 2. Extension of Time: Application Cancellation and Permit Expiration**
  - 3. Product Approvals**
- 1A-K Penalties, Hearings, Code Enforcement Assessments**
  - 1. Abatement Appeals Board Hearing, Filing Fee**
  - 2. Board of Examiners Filing Fees**
  - 3. Building Official's Abatement Orders**
  - 4. Emergency Order**
  - 5. Exceeding the Scope of the Approved Permit**
  - 6. Access Appeals Commission Filing Fee**
  - 7. Lien Recordation Charges**
  - 8. Work without Permit: Investigation Fee; Penalty**
  - 9. Building Commission Hearing Fees**
  - 10. Additional Hearings required by Code**

---

Note: In accordance with Ordinance No. 164-14, passed on July 22, 2014, the Board of Supervisors reduced all Building Code Fees for staff services by 7% for a period of six months. Ordinance 032-15 extended the reduction of all Building Code fees until October 31, 2015.

Department of Building Inspection

- 1A-L Public Information**
  - 1. Public Notification and Record Keeping Fees**
  - 2. Demolition**
  - 3. Notices**
  - 4. Reproduction and Dissemination of Public Information**
  - 5. Replacement of Approved Plans/Specifications**
  - 6. Records Retention Fee**
- 1A-M Boiler Fees**
- 1A-N Energy Conservation**
- 1A-O Reserved**
- 1A-P Apartment House and Hotel License Fees**
- 1A-Q Hotel Conversion Ordinance Fees**
- 1A-R Refunds**
- 1A-S Unreinforced Masonry Building Retrofit**

Department of Building Inspection

SECTION 110A – SCHEDULE OF FEE TABLES

TABLE 1A-A – BUILDING PERMIT FEES

|                                    | NEW CONSTRUCTION <sup>1</sup>                                                                                                      |                                                                                                                                  | ALTERATIONS <sup>1,2</sup>                                                                                                         |                                                                                                                                    | NO PLANS <sup>1,2</sup>                                                                                                         |
|------------------------------------|------------------------------------------------------------------------------------------------------------------------------------|----------------------------------------------------------------------------------------------------------------------------------|------------------------------------------------------------------------------------------------------------------------------------|------------------------------------------------------------------------------------------------------------------------------------|---------------------------------------------------------------------------------------------------------------------------------|
| TOTAL VALUATION                    | PLAN REVIEW FEE                                                                                                                    | PERMIT ISSUANCE FEE                                                                                                              | PLAN REVIEW FEE                                                                                                                    | PERMIT ISSUANCE FEE                                                                                                                | PERMIT ISSUANCE FEE                                                                                                             |
| \$1.00<br>To<br>\$2,000.00         | \$141.17 for the First \$500.00 plus \$5.83 for each additional \$100.00 or fraction thereof, to and including \$2,000.00          | \$60.50 for the First \$500.00 plus \$2.50 for each additional \$100.00 or fraction thereof, to and including \$2,000.00         | \$155.75 for the First \$500.00 plus \$3.15 for each additional \$100.00 or fraction thereof, to and including \$2,000.00          | \$66.75 for the First \$500.00 plus \$1.35 for each additional \$100.00 or fraction thereof, to and including \$2,000.00           | \$180.00 for the First \$500.00 plus \$4.00 for each additional \$100.00 or fraction thereof, to and including \$2,000.00       |
| \$2,001.00<br>To<br>\$50,000.00    | \$228.62 for the First \$2,000.00 plus \$14.00 for each additional \$1,000.00 or fraction thereof, to and including \$50,000.00    | \$98.00 for the First \$2,000.00 plus \$6.00 for each additional \$1,000.00 or fraction thereof, to and including \$50,000.00    | \$203.00 for the First \$2,000.00 plus \$19.11 for each additional \$1,000.00 or fraction thereof, to and including \$50,000.00    | \$87.00 for the First \$2,000.00 plus \$8.19 for each additional \$1,000.00 or fraction thereof, to and including \$50,000.00      | \$240.00 for the First \$2,000.00 plus \$5.83 for each additional \$1,000.00 or fraction thereof, to and including \$50,000.00  |
| \$50,001.00<br>To<br>\$200,000.00  | \$900.62 for the First \$50,000.00 plus \$9.33 for each additional \$1000.00 or fraction thereof, to and including \$200,000.00    | \$386.00 for the First \$50,000.00 plus \$4.00 for each additional \$1000.00 or fraction thereof, to and including \$200,000.00  | \$1,120.28 for the First \$50,000.00 plus \$11.43 for each additional \$1000.00 or fraction thereof, to and including \$200,000.00 | \$480.12 for the First \$50,000.00 plus \$4.90 for each additional \$1000.00 or fraction thereof, to and including \$200,000.00    | \$519.84 for the First \$50,000.00 plus \$2.86 for each additional \$1000.00 or fraction thereof, to and including \$200,000.00 |
| \$200,001.00<br>To<br>\$500,000.00 | \$2,300.12 for the First \$200,000.00 plus \$6.53 for each additional \$1000.00 or fraction thereof, to and including \$500,000.00 | \$986.00 for the First \$200,000.00 plus \$2.80 for each additional \$1000.00 or fraction thereof, to and including \$500,000.00 | \$2,834.78 for the First \$200,000.00 plus \$9.33 for each additional \$1000.00 or fraction thereof, to and including \$500,000.00 | \$1,215.12 for the First \$200,000.00 plus \$4.00 for each additional \$1000.00 or fraction thereof, to and including \$500,000.00 | N/A                                                                                                                             |

Department of Building Inspection

|                                        | NEW CONSTRUCTION <sup>1</sup>                                                                                                           |                                                                                                                                         | ALTERATIONS <sup>1,2</sup>                                                                                                              |                                                                                                                                         | NO PLANS <sup>1,2</sup> |
|----------------------------------------|-----------------------------------------------------------------------------------------------------------------------------------------|-----------------------------------------------------------------------------------------------------------------------------------------|-----------------------------------------------------------------------------------------------------------------------------------------|-----------------------------------------------------------------------------------------------------------------------------------------|-------------------------|
| TOTAL VALUATION                        | PLAN REVIEW FEE                                                                                                                         | PERMIT ISSUANCE FEE                                                                                                                     | PLAN REVIEW FEE                                                                                                                         | PERMIT ISSUANCE FEE                                                                                                                     | PERMIT ISSUANCE FEE     |
| \$500,001.00<br>To<br>\$1,000,000.00   | \$4,259.12 for the First \$500,000.00 plus \$5.83 for each additional \$1,000.00 or fraction thereof, to and including \$1,000,000.00   | \$1,826.00 for the First \$500,000.00 plus \$2.50 for each additional \$1,000.00 or fraction thereof, to and including \$1,000,000.00   | \$5,633.78 for the First \$500,000.00 plus \$6.42 for each additional \$1,000.00 or fraction thereof, to and including \$1,000,000.00   | \$2,415.12 for the First \$500,000.00 plus \$2.75 for each additional \$1,000.00 or fraction thereof, to and including \$1,000,000.00   | N/A                     |
| \$1,000,001.00<br>To<br>\$5,000,000.00 | \$7,174.12 for the First \$1,000,000.00 plus \$5.13 for each additional \$1,000.00 or fraction thereof, to and including \$1,000,000.00 | \$3,076.00 for the First \$1,000,000.00 plus \$2.20 for each additional \$1,000.00 or fraction thereof, to and including \$1,000,000.00 | \$8,843.78 for the First \$1,000,000.00 plus \$5.83 for each additional \$1,000.00 or fraction thereof, to and including \$1,000,000.00 | \$3,790.12 for the First \$1,000,000.00 plus \$2.50 for each additional \$1,000.00 or fraction thereof, to and including \$1,000,000.00 | N/A                     |
| \$5,000,001.00<br>And Up               | \$27,694.12 for the First \$5,000,000.00 plus \$4.90 for each additional \$1,000.00 or fraction hereof                                  | \$11876.00 for the First \$5,000,000.00 plus \$2.10 for each additional \$1,000.00 or fraction thereof                                  | \$32,163.78 for the First \$5,000,000.00 plus \$5.48 for each additional \$1,000.00 or fraction thereof                                 | \$13,790.12 for the First \$5,000,000.00 plus \$2.35 for each additional \$1,000.00 or fraction thereof                                 | N/A                     |

NOTES:

1. These permit fees do not include other fees that may be required by other Departments: Public Works, Planning, Fire, Public Health, etc., nor do they include plumbing, electrical or mechanical permit fees unless so stated in the other fee tables.

2. A surcharge of \$5.00 shall be added to those alteration permits sought for buildings classified as R3 (one/two-family dwelling) and E3 (licensed day care) that were constructed prior to 1979 to implement the interior lead safe work practices provisions of Section 3425 et seq. of this code.



Department of Building Inspection

**TABLE 1A-B – OTHER BUILDING PERMIT AND PLAN REVIEW FEES**

|     |                                                                                        |                                                                                          |
|-----|----------------------------------------------------------------------------------------|------------------------------------------------------------------------------------------|
| 1.  | <b>Plan Review Fees Not Covered in Table 1A-A:</b>                                     | <b>Plan Review Hourly Rate - Minimum One Hour</b>                                        |
| 2.  | <b>Back Check Fee:</b>                                                                 | <b>Plan Review Hourly Rate - Minimum One Hour</b>                                        |
| 3.  | <b>Commencement of work not started:</b>                                               | See SFBC Section 106A.4.4.1<br>Note: Compliance with additional codes is required.       |
|     | a. <b>Building, Plumbing, Mechanical, or Electric Permit Fee:</b>                      | 75% of current fee                                                                       |
|     | b. <b>Plan Review Fee:</b>                                                             | 100% of current fee                                                                      |
| 4.  | <b>Permit Facilitator Fee:</b>                                                         | <b>Plan Review Hourly Rate Hourly - Minimum Three Hours</b><br>See SFBC Section 106A.3.6 |
| 5.  | <b>Pre-application Plan Review Fee:</b>                                                | <b>Plan Review Hourly Rate - Minimum Two Hours Per Employee</b>                          |
| 6.  | <b>Reduced Plan Review Fee:</b>                                                        | 50% of the Plan Review Fee                                                               |
| 7.  | <b>Sign Plan Review Fee:</b>                                                           | See Table 1A-A – Building Permit Fees                                                    |
| 8.  | <b>Site Permit Fee:</b>                                                                | 25% of Plan Review Fee based on Table 1A-A.<br>Minimum fee \$500.00                      |
| 9.  | <b>Premium Plan Review Fee – Submitted application:</b>                                | 50% of Plan Review Fee plus \$1,000.00                                                   |
| 10. | <b>Premium Plan Review Fee – Over the counter building plan review by appointment:</b> | 50% of Plan Review Fee plus \$400.00                                                     |
| 11. | <b>Other Services:</b>                                                                 | <b>Hourly Rates per Table 1A-D</b>                                                       |

**NOTES:**

1. See Table 1A-D-Standard Hourly Rates.
2. “Back check” is defined as: (1) that time spent reviewing applicant-initiated revisions to plans that do not effect the valuation, scope or size of the project; or (2) any additional plan review performed on required corrections to plans beyond the standard review process, as determined by the Building Official. Plan review required for applicant-initiated revisions effecting valuation, scope, or size or project may be assessed a new plan review fee in addition to the initial plan review fee as determined by the Building Official.

[Amended 7-18-2008 by Ord. No. 122-08, effective 8-18-08]

Department of Building Inspection

**TABLE 1A-C – PLUMBING/MECHANICAL PERMIT ISSUANCE AND INSPECTION FEES**

- A. Permit applicants shall show a complete itemization of the proposed scope of work and select the appropriate fee category
- B. A separate permit is required for each structure, condominium unit, existing apartment unit, high-rise office floor, suite, or tenant space
- C. Standard hourly issuance/inspection rates will apply for installations not covered by the fee categories below
- D. Fees shall be paid in full prior to approval for occupancy, job card signature, gas tags, or final signoff, as applicable.
- E. See Table 1A-R for refund policy

**1. Permit Issuance Fees by Category:**

|                     |                                                                                                                                                                                          |                   |
|---------------------|------------------------------------------------------------------------------------------------------------------------------------------------------------------------------------------|-------------------|
| <b>CATEGORY 1P</b>  | <b>Single Residential Unit – water service, sewer replacement, single plumbing fixture installation, shower pan installation, or kitchen or bathroom remodels</b>                        | <b>\$160.00</b>   |
| <b>CATEGORY 1M</b>  | <b>Single Residential Unit – mechanical gas appliance (furnace, hydronic heat, heat pump)</b>                                                                                            | <b>\$150.00</b>   |
| <b>CATEGORY 2PA</b> | <b>Plumbing installation for residential construction with 6 or less dwelling units or guest rooms; without underground plumbing installation (includes water, gas, waste, and vent)</b> | <b>\$275.00</b>   |
| <b>CATEGORY 2PB</b> | <b>Plumbing installation for residential construction with 6 dwelling units or guest rooms or less; with underground plumbing installation (includes water, gas, waste, and vent)</b>    | <b>\$400.00</b>   |
| <b>CATEGORY 2M</b>  | <b>Mechanical gas appliances for residential construction with 6 dwelling units or guest rooms or less</b>                                                                               | <b>\$240.00</b>   |
| <b>CATEGORY 3PA</b> | <b>7 – 12 Dwelling Units</b>                                                                                                                                                             | <b>\$575.00</b>   |
| <b>CATEGORY 3PB</b> | <b>13 – 36 Dwelling Units</b>                                                                                                                                                            | <b>\$1,150.00</b> |
| <b>CATEGORY 3PC</b> | <b>Over 36 Dwelling Units</b>                                                                                                                                                            | <b>\$4,800.00</b> |
| <b>CATEGORY 3MA</b> | <b>7 – 12 Dwelling Units</b>                                                                                                                                                             | <b>\$575.00</b>   |
| <b>CATEGORY 3MB</b> | <b>13 – 36 Dwelling Units</b>                                                                                                                                                            | <b>\$1,150.00</b> |
| <b>CATEGORY 3MC</b> | <b>Over 36 Dwelling Units</b>                                                                                                                                                            | <b>\$4,800.00</b> |
| <b>CATEGORY 4PA</b> | <b>Fire sprinklers – one and two family dwelling units</b>                                                                                                                               | <b>\$150.00</b>   |
| <b>CATEGORY 4PB</b> | <b>Fire sprinklers – 3 or more dwelling units or guest rooms, commercial and office – per floor</b>                                                                                      | <b>\$250.00</b>   |

Department of Building Inspection

|                                   |                                                                                                                                                                                  |                                   |
|-----------------------------------|----------------------------------------------------------------------------------------------------------------------------------------------------------------------------------|-----------------------------------|
| <b>CATEGORY 5P/5M</b>             | <b>Office, mercantile &amp; retail buildings: New or Tenant Improvements; heating/cooling equipment to piping connected thereto – per tenant or per floor, whichever is less</b> | <b>\$325.00</b>                   |
| <b>CATEGORY 6PA</b>               | <b>Restaurants (New and Remodel) fee includes 5 or less drainage and or gas outlets – no fees required for public or private restroom</b>                                        | <b>\$311.00</b>                   |
| <b>CATEGORY 6PB</b>               | <b>Restaurants (New and Remodel) fee includes 6 or more drainage and/or gas outlets – no fees required for public or private restroom</b>                                        | <b>\$880.00</b>                   |
| <b>CATEGORY 8</b>                 | <b>New Boiler installations over 200kbtu</b>                                                                                                                                     | <b>\$275.00</b>                   |
| <b>CATEGORY 9P/M</b>              | <b>Surveys</b>                                                                                                                                                                   | <b>\$300.00</b>                   |
| <b>CATEGORY 10P/M</b>             | <b>Condominium Conversions</b>                                                                                                                                                   | <b>\$365.00</b>                   |
| <b>BOILER MAINTENANCE PROGRAM</b> | <b>(Permit to Operate – PTO)<br/>See Table 1A-M – Boiler Fees for additional boiler-related fees.</b>                                                                            | <b>\$52.00<br/>each</b>           |
| <b>2.</b>                         | <b>Standard inspection fees<br/>Reinspection or additional inspection per SFBC Section 108A.8</b>                                                                                | <b>Hourly Inspection<br/>Rate</b> |

A permit may include more than one category, and each category will be charged separately.

[Amended 7-18-2008 by Ord. No. 122-08, effective 8-18-08]

Department of Building Inspection

**TABLE 1A-D – STANDARD HOURLY RATES**

|                          |                                                                                    |
|--------------------------|------------------------------------------------------------------------------------|
| <b>1. Plan Review</b>    | <b>\$187.00 per hour</b>                                                           |
| <b>2. Inspection</b>     | <b>\$170.00 per hour, \$180.00 per hour for OSHPD inspection</b>                   |
| <b>3. Administration</b> | <b>\$104.00 per hour, with a minimum charge of \$52.00 for 30 minutes or less.</b> |

[Added 7-18-2008 by Ord. No. 122-08, effective 8-18-2008]

Department of Building Inspection

**TABLE 1A-E – ELECTRICAL PERMIT ISSUANCE AND INSPECTION FEE SCHEDULE**

- A. Permit applicants are required to itemize the proposed scope of work and select the appropriate category and fee amount.**
- B. Separate permits are required for each structure, condominium unit, existing dwelling unit (except in R3 occupancies), common area, commercial office floor or individual tenant space.**
- C. Standard hourly permit issuance and inspection rates shall apply for installations not covered by this fee schedule.**
- D. Fees shall be paid in full prior to obtaining: occupancy approval, job card signature, permission to energize, or final signoff, as applicable.**
- E. For the purpose of fee calculation: appliances and utilization equipment, each count as one outlet or device in addition to receptacles, switches, and light outlets.**

See Table 1A-R for refund policy.  
See Table 1A-J for permit extensions.

**Category 1**

**General Wiring: Residential Buildings up to 10,000 sq. ft.**

|                                                                         |          |
|-------------------------------------------------------------------------|----------|
| Up to 10 outlets and/or devices                                         | \$160.00 |
| 11 to 20 outlets and/or devices                                         | \$240.00 |
| Up to 40 outlets and/or devices, includes up to 200 Amp service upgrade | \$300.00 |
| * More than 40 outlets and/or devices                                   | \$420.00 |
| * Buildings of 5,000 to 10,000 sq. ft.                                  | \$600.00 |

**Category 2**

**General Wiring: Nonresidential Buildings & Residential Buildings over 10,000 sq. ft.**

|                                |            |
|--------------------------------|------------|
| Up to 5 outlets and/or devices | \$240.00   |
| 6 to 20 outlets and/or devices | \$360.00   |
| * Areas up to 2,500 sq. ft.    | \$480.00   |
| * 2,501 to 5,000 sq. ft.       | \$720.00   |
| * 5,001 to 10,000 sq. ft.      | \$1,200.00 |
| * 10,001 to 30,000 sq. ft.     | \$2,400.00 |
| * 30,001 to 50,000 sq. ft.     | \$4,800.00 |

Department of Building Inspection

|                                                                                |             |
|--------------------------------------------------------------------------------|-------------|
| * 50,001 to 100,000 sq. ft.                                                    | \$7,200.00  |
| * 100,001 to 500,000 sq. ft.                                                   | \$14,400.00 |
| * 500,001 to 1,000,000 sq. ft.                                                 | \$32,400.00 |
| * More than 1,000,000 sq. ft.                                                  | \$64,800.00 |
| * Includes Category 3 & 4 installations in new buildings or major remodel work |             |

**Category 3**

**Service Distribution and Utilization Equipment,  
Includes: Generators, UPS, Transformers and Fire Pumps**

(Use Category 3 for installations separate from the scope of work in Categories 1 or 2)

|                         |          |
|-------------------------|----------|
| 225 amps rating or less | \$240.00 |
| 250 to 500 amps         | \$360.00 |
| 600 to 1000 amps        | \$480.00 |
| 1,200 to 2,000 amps     | \$720.00 |
| More than 2,000 amps    | \$960.00 |
| 600 volts or more       | \$960.00 |
| 150 kva or less         | \$240.00 |
| 151 kva or more         | \$360.00 |
| Fire Pump installations | \$480.00 |

**Category 4**

**Installations of Fire Warning and Controlled Devices**

(Use Category 4 for installations separate from the scope of work in Categories 1 or 2)

|                              |             |
|------------------------------|-------------|
| Up to 2,500 sq. ft.          | \$240.00    |
| 2,501 to 5,000 sq. ft.       | \$360.00    |
| 5,001 to 10,000 sq. ft.      | \$720.00    |
| 10,001 to 30,000 sq. ft.     | \$1,200.00  |
| 30,001 to 50,000 sq. ft.     | \$2,400.00  |
| 50,001 to 100,000 sq. ft.    | \$4,800.00  |
| 100,001 to 500,000 sq. ft.   | \$7,200.00  |
| 500,001 to 1,000,000 sq. ft. | \$16,200.00 |
| More than 1,000,000 sq. ft.  | \$32,400.00 |

Department of Building Inspection

**Fire Warning and Controlled Devices (Retrofit Systems)**

|                                                                                 |                   |
|---------------------------------------------------------------------------------|-------------------|
| <b>Buildings of not more than 6 dwelling units</b>                              | <b>\$360.00</b>   |
| <b>Buildings of not more than 12 dwelling units</b>                             | <b>\$480.00</b>   |
| <b>Buildings with more than 12 dwelling units and non-residential occupancy</b> |                   |
| <b>Building up to 3 floors</b>                                                  | <b>\$720.00</b>   |
| <b>4 – 9 floors</b>                                                             | <b>\$1,440.00</b> |
| <b>10 – 20 floors</b>                                                           | <b>\$2,400.00</b> |
| <b>21 – 30 floors</b>                                                           | <b>\$4,800.00</b> |
| <b>More than 30 floors</b>                                                      | <b>\$7,200.00</b> |

**Category 5**

**Miscellaneous Installations**

**Remodel / Upgrade of Existing Hotel Guest / SRO Rooms**

|                                         |                 |
|-----------------------------------------|-----------------|
| <b>Up to 6 rooms</b>                    | <b>\$300.00</b> |
| <b>Each additional group of 3 rooms</b> | <b>\$150.00</b> |

**Data, Communications, and Wireless Systems**

|                                            |                 |
|--------------------------------------------|-----------------|
| <b>10 cables or less</b>                   | <b>Exempt</b>   |
| <b>11 to 500 cables</b>                    | <b>\$170.00</b> |
| <b>Each additional group of 100 cables</b> | <b>\$25.00</b>  |

**Security Systems, 10 components or less** **\$170.00**

**Each additional group of 10 components** **\$10.00**

**Includes installations and devices that interface with life safety systems; excludes installations in R3 Occupancies**

**Office Workstations, 5 or less** **\$170.00**

**Each additional group of 10 workstations** **\$50.00**

**Temporary Exhibition Wiring, 1 to 100 booths (1 inspection)** **\$240.00**

**Each additional group of 10 booths** **\$25.00**

Department of Building Inspection

|                                                                                             |                       |
|---------------------------------------------------------------------------------------------|-----------------------|
| <b>Exterior Electrical Sign</b>                                                             | <b>\$170.00</b>       |
| <b>Interior Electrical Sign</b>                                                             | <b>\$170.00</b>       |
| <b>Each Additional Sign, at the same address</b>                                            | <b>\$40.00</b>        |
| <br>                                                                                        |                       |
| <b>Garage Door Operator (Requiring receptacle installation)</b>                             | <b>\$170.00</b>       |
| <br>                                                                                        |                       |
| <b>Quarterly Permits</b>                                                                    | <b>\$375.00</b>       |
| <b>Maximum five outlets in any one location</b>                                             |                       |
| <br>                                                                                        |                       |
| <b>Survey, per hour or fraction thereof</b>                                                 | <b>\$170.00</b>       |
| <b>Survey, Research, and Report preparation, per hour or fraction thereof</b>               | <b>\$300.00</b>       |
| <br>                                                                                        |                       |
| <b>Witness Testing: life safety, fire warning, emergency, and energy management systems</b> |                       |
| <b>Hourly Rate</b>                                                                          | <b>\$170.00</b>       |
| <b>Additional hourly rate</b>                                                               | <b>\$170.00</b>       |
| <b>Off-hour inspections: (two hour minimum)</b>                                             | <b>\$340.00</b>       |
| <b>Additional off-hourly rate</b>                                                           | <b>\$255.00</b>       |
| <br>                                                                                        |                       |
| <b>Energy Management, HVAC Controls, and Low-Voltage Wiring Systems</b>                     |                       |
| <b>1 – 10 floors (3 inspections)</b>                                                        | <b>\$480.00</b>       |
| <b>Each additional floor</b>                                                                | <b>\$50.00</b>        |
| <br>                                                                                        |                       |
| <b>Solar Photovoltaic Systems</b>                                                           |                       |
| <b>10 KW rating or less</b>                                                                 | <b>\$170.00</b>       |
| <b>Each additional 10 KW rating</b>                                                         | <b>\$100.00</b>       |
| <b>Standard Hourly Inspection Rate</b>                                                      | <b>See Table 1A-D</b> |

[Amended 7-18-2008 by Ord. No. 122-08, effective 8-18-2008; 6-29-2009 by Ord. No. 107-09, effective 7-30-2009]



Department of Building Inspection

**TABLE 1A-F – SPECIALTY PERMIT FEES**

|     |                                                                                             |                                                                                                 |
|-----|---------------------------------------------------------------------------------------------|-------------------------------------------------------------------------------------------------|
| 1.  | <b>Bleachers Permit Fee:</b>                                                                | See Table 1A-A for New Construction Fees                                                        |
| 2.  | <b>Chimney and Flue Permit Fee:</b>                                                         | See Table 1A-A for New Construction Fees                                                        |
| 3.  | <b>Demolition Permit Fee:</b>                                                               | See Table 1A-A for New Construction Fees                                                        |
| 4.  | <b>Extra Permit Work:<br/>(exceeding scope)</b>                                             | 2 times the standard fees for work remaining to be done or not covered in original permit scope |
| 5.  | <b>Garage Door Permit Fee:</b>                                                              |                                                                                                 |
|     | Each garage door in an existing building                                                    | \$160.00                                                                                        |
| 6.  | <b>Grading Permit Fee:</b>                                                                  | See Table 1A-A for New Construction Fees                                                        |
| 7.  | <b>House Moving Permit Fee:</b>                                                             | Standard Hourly Inspection Rate - Minimum 3 Hours                                               |
| 8.  | <b>Recommencement of Work Not Completed:</b>                                                | Standard Inspection Fee per Table 1A-G; See also Table 1A-B – Commencement of Work Not Started  |
| 9.  | <b>Reroofing Permit Fee:</b>                                                                | \$160.00 for Single-Family homes and duplexes<br>\$240.00 for all others                        |
| 10. | <b>Strong Motion Instrumentation Program Fee:</b>                                           |                                                                                                 |
|     | Group R Occupancies of 3 stories or less, except hotels and motels                          | 0.00013 times the valuation                                                                     |
|     | Hotels and motels, all buildings greater than 3 stories, all occupancies other than Group R | 0.00024 times the valuation                                                                     |
|     | Minimum fee                                                                                 | \$1.60                                                                                          |
| 11. | <b>Subsidewalk Construction Permit Fee:</b>                                                 |                                                                                                 |
|     | Construction                                                                                | See Table 1A-A for New Construction Fees                                                        |
| 12. | <b>Construction of impervious surface in the required front and setback area</b>            | \$160.00                                                                                        |

[Amended 7-18-2008 by Ord. No. 122-08, effective 8-18-08]

Department of Building Inspection

**TABLE 1A-G – INSPECTIONS, SURVEYS AND REPORTS**

|                                                                          |                                                                     |
|--------------------------------------------------------------------------|---------------------------------------------------------------------|
| 1. Standard Hourly Rate                                                  | See Table 1A-D                                                      |
| 2. Off-hours inspection                                                  | Standard Hourly Inspection Rate - Minimum Two Hours plus permit fee |
| 3. Pre-application inspection                                            | Standard Hourly Inspection Rate - Minimum Two Hours                 |
| 4. Re-inspection fee                                                     | Standard Hourly Inspection Rate                                     |
| 5. Report of residential records (3R)                                    | \$160.00                                                            |
| 6. Survey of nonresidential buildings:                                   | Standard Hourly Inspection Rate - Minimum Two Hours                 |
| 7. Survey of residential buildings for any purpose or Condo Conversions: |                                                                     |
| Single unit                                                              | \$1,750.00                                                          |
| Two to four units                                                        | \$2,300.00                                                          |
| Five + units                                                             | \$2,300.00 plus Standard Hourly Inspection Rate                     |
| Hotels:                                                                  |                                                                     |
| Includes 10 guestrooms                                                   | \$1,750.00                                                          |
| 11 to 20 guestrooms                                                      | \$2,300.00 plus \$42.50 per guestroom over 11                       |
| 8. Temporary Certificate of Occupancy                                    | Standard Hourly Inspection Rate - Minimum Two Hours                 |

[Amended 7-18-2008 by Ord. No. 122-08, effective 8-18-08]

Department of Building Inspection

**TABLE 1A-H – SIGN PERMIT FEES**

**Nonelectric and electric sign permit fee – See Table 1A-A for New Construction Fees**

**NOTE: See also Table 1A-E for required Electrical Sign Permits and Inspections**

**[Amended 7-18-2008 by Ord. No. 122-08, effective 8-18-08]**

**TABLE 1A-I – RESERVED**

Department of Building Inspection

**TABLE 1A-J – MISCELLANEOUS FEES**

|    |                                                                                                                                                                                    |                                                                                                                                                                                     |
|----|------------------------------------------------------------------------------------------------------------------------------------------------------------------------------------|-------------------------------------------------------------------------------------------------------------------------------------------------------------------------------------|
| 1. | Central Permit Bureau Processing Fee for Miscellaneous Permits from other disciplines                                                                                              | Standard Administration Hourly Rate -<br>Minimum One-Half Hour                                                                                                                      |
| 2. | Building numbers (each entrance)                                                                                                                                                   | \$104.00 NEW ADDRESSES<br>\$210.00 CHANGE OF EXISTING ADDRESS                                                                                                                       |
| 3. | Extension of time: application cancellation and permit expiration:<br>Each application extension (in plan review)<br>Each permit extension                                         | \$160.00 plus 20% of All Plan Review Fees<br>\$160.00 plus 10% of All Permit Issuance Fees                                                                                          |
| 4. | Product approvals:<br>General approval - initial or reinstatement<br>General approval - modification or revision<br>General approval - biannual renewal                            | Standard Hourly Plan Review Rate -<br>Minimum Three Hours<br>Standard Hourly Plan Review Rate -<br>Minimum Three Hours<br>Standard Hourly Plan Review Rate -<br>Minimum Three Hours |
| 5. | Technology surcharge on the cost of permit applications processed by the Department of Building Inspection for all departments and bureaus of the City and County of San Francisco | 2% of permit cost                                                                                                                                                                   |
| 6. | California Building Standards Commission Fee                                                                                                                                       | Pursuant to the provisions of California Health and Safety Code Sections 18930.5, 18931.6, 18931.7 and 18938.39                                                                     |
| 7. | Vacant building - Initial and annual registration fee                                                                                                                              | Standard Inspection Hourly Rate - Minimum Four and One-Half Hours                                                                                                                   |

[Amended 7-18-2008 by Ord. No. 122-08, effective 8-18-2008; 6-29-2009 by Ord. No. 107-09, effective 7-30-2009; 8-27-2009 by Ord. 194-09, effective 9-26-2009]

Department of Building Inspection

**TABLE 1A-K – PENALTIES, HEARINGS, CODE ENFORCEMENT ASSESSMENTS**

|     |                                                                                                                                                                                             |                                                                                                                                                                                         |
|-----|---------------------------------------------------------------------------------------------------------------------------------------------------------------------------------------------|-----------------------------------------------------------------------------------------------------------------------------------------------------------------------------------------|
| 1.  | Abatement Appeals Board hearing, filing fee                                                                                                                                                 | \$170.00 per case                                                                                                                                                                       |
| 2.  | Board of Examiners filing fees:<br><br>Each appeal for variance from interpretation of code requirements<br><br>Each appeal for approval of substitute materials or methods of construction | Standard Hourly Plan Review Rate -<br>Minimum Two Hours<br><br>Standard Hourly Plan Review Rate -<br>Minimum Four Hours                                                                 |
| 3.  | Building Official’s abatement orders                                                                                                                                                        | Standard Hourly Plan Review Rate -<br>Minimum Two Hours                                                                                                                                 |
| 4.  | Emergency order                                                                                                                                                                             | Standard Hourly Plan Review Rate -<br>Minimum Two Hours                                                                                                                                 |
| 5.  | Exceeding the scope of the approved permit                                                                                                                                                  | 2 times the issuance fee                                                                                                                                                                |
| 6.  | Access Appeals Commission:<br><br>Filing fee<br><br>Request for a rehearing                                                                                                                 | Standard Hourly Plan Review Rate -<br>Minimum Two Hours per appeal<br><br>Standard Hourly Plan Review Rate -<br>Minimum Two Hours                                                       |
| 7.  | Lien recordation charges                                                                                                                                                                    | \$187.00 or 10 percent of the amount of the unpaid balance, including interest, whichever is greater                                                                                    |
| 8.  | Work without permit: investigation fee:<br><br>Building, Electrical, Plumbing or Mechanical Code violations                                                                                 | 9 times the Permit Issuance Fee plus the original permit fee                                                                                                                            |
| 9.  | Building Inspection Commission hearing fees:<br><br>Notice of appeal<br><br>Request for jurisdiction<br><br>Request for rehearing                                                           | Standard Hourly Plan Review Rate -<br>Minimum Four Hours<br><br>Standard Hourly Plan Review Rate -<br>Minimum Four Hours<br><br>Standard Hourly Plan Review Rate -<br>Minimum Two Hours |
| 10. | Additional Hearings required by Code                                                                                                                                                        | Standard Hourly Plan Review Rate -<br>Minimum Four Hours                                                                                                                                |

[Amended 7-18-2008 by Ord. No. 122-08, effective 8-18-2008]

Department of Building Inspection

TABLE 1A-L – PUBLIC INFORMATION

|                                                                                                                                     |                                                                        |
|-------------------------------------------------------------------------------------------------------------------------------------|------------------------------------------------------------------------|
| <b>1. Public notification and record keeping fees:</b>                                                                              |                                                                        |
| Structural addition notice                                                                                                          | Standard Administration Hourly Rate -<br>Minimum One-Half Hour         |
| Affidavit record maintenance                                                                                                        | \$15.00                                                                |
| Posting of notices (change of use)                                                                                                  | Standard Administration Hourly Rate -<br>Minimum One-Half Hour         |
| Requesting notice of permit issuance (each address) per<br>year                                                                     | Standard Administration Hourly Rate -<br>Minimum One-Half Hour         |
| 30-inch by 30-inch (762 mm by 762 mm) sign                                                                                          | \$15.00                                                                |
| <b>2. Demolition:</b>                                                                                                               |                                                                        |
| Notice of application and permit issuance by<br>area/interested parties:                                                            |                                                                        |
| 1 area(1 area = 2 blocks)                                                                                                           | \$104.00 per annum                                                     |
| <b>3. Notices:</b>                                                                                                                  |                                                                        |
| 300-foot (91.44 m) notification letters                                                                                             | Standard Administration Hourly Rate -<br>Minimum One and One-Half Hour |
| Residential tenants notification                                                                                                    | Standard Administration Hourly Rate -<br>Minimum One-Half Hour         |
| <b>4. Reproduction and dissemination of public information:</b>                                                                     |                                                                        |
| Certification of copies:                                                                                                            |                                                                        |
| 1 to 10 pages                                                                                                                       | \$15.00                                                                |
| Each additional 10 pages or fraction thereof                                                                                        | \$3.50                                                                 |
| Electrostatic reproduction:                                                                                                         |                                                                        |
| Each page photocopy                                                                                                                 | \$0.10                                                                 |
| 35mm duplicards from microfilm roll (Diazo Cards)                                                                                   | \$3.50                                                                 |
| Hard copy prints:                                                                                                                   |                                                                        |
| 8 1/2 inch by 11 inch microfilm roll                                                                                                | \$0.10                                                                 |
| 11 inch by 17 inch copy of plans                                                                                                    | \$0.10                                                                 |
| 8 1/2 inch by 11 inch copy from aperature cards or<br>from electronic copies of building records (scanned or<br>computer generated) | \$0.10                                                                 |

Department of Building Inspection

**5. Replacement of approved construction documents:**

Each sheet of plans (larger than 11 inch x 17 inch)      Actual cost charged by vendor

**6. Records Retention Fee**

Each page of plans per page of plans      \$3.00

Each page of supporting documentation (e.g. soil reports, structural calculations, acoustical reports, energy calculations, etc.) per page of documentation      \$0.10

[Amended 7-18-2008 by Ord. No. 122-08, effective 8-18-2008; 6-29-2009 by Ord. No. 107-09, effective 7-30-2009]



Department of Building Inspection

**TABLE 1A-M – BOILER FEES**

|                                                                                      |                                                                        |
|--------------------------------------------------------------------------------------|------------------------------------------------------------------------|
| <b>Permit to install or replace</b>                                                  | <b>See Table 1A-C - Category 8</b>                                     |
| <b>Permit to operate (certificate issued)</b>                                        | <b>Standard Administration Hourly Rate -<br/>Minimum One-Half Hour</b> |
| <b>Renew permit to operate (certificate issued)</b>                                  | <b>Standard Administration Hourly Rate -<br/>Minimum One-Half Hour</b> |
| <b>Replacement of issued permit to operate</b>                                       | <b>Standard Administration Hourly Rate -<br/>Minimum One-Half Hour</b> |
| <b>Connection to utility company provided steam (includes<br/>permit to operate)</b> | <b>Standard Administration Hourly Rate -<br/>Minimum One-Half Hour</b> |
| <b>Boiler Maintenance Program</b>                                                    | <b>\$52.00</b>                                                         |

**Renewal required:**

- 1. Low-pressure boilers every 12 months. (See definition of low-pressure boilers in Chapter 2.)**
- 2. Water heaters when alteration or replacement permits are issued.**

**[Amended 7-18-2008 by Ord. No. 122-08, effective 8-18-2008]**

Department of Building Inspection

**TABLE 1A-N – ENERGY CONSERVATION**

|                                                         | <b>INITIAL<br/>INSPECTION</b> | <b>COMPLIANCE<br/>INSPECTION</b> |
|---------------------------------------------------------|-------------------------------|----------------------------------|
| <b>Single-family dwellings and two-family dwellings</b> | <b>\$170.00</b>               | <b>\$85.00</b>                   |
| <b>Apartment houses and residential hotels:</b>         |                               |                                  |
| <b>Up to 20 rooms</b>                                   | <b>\$255.00</b>               | <b>\$127.50</b>                  |
| <b>Each additional 10 rooms or portion thereof</b>      | <b>\$85.00</b>                | <b>\$52.00</b>                   |
| <b>Energy reports and certificates:</b>                 |                               | <b>\$52.00</b>                   |
| <b>Filing fee for appeals:</b>                          |                               | <b>\$104.00</b>                  |
| <b>Certification of qualified energy inspector:</b>     |                               | <b>\$200.00</b>                  |

Department of Building Inspection

**TABLE 1A-O – RESERVED**

Department of Building Inspection

**TABLE 1A-P – RESIDENTIAL CODE ENFORCEMENT AND LICENSE FEES**

|                                                   |                                                                      |
|---------------------------------------------------|----------------------------------------------------------------------|
| <b>1. One- and Two-family dwelling unit fees:</b> | <b>\$52.00 per rental unit</b>                                       |
| <b>2. Apartment house license fees:</b>           |                                                                      |
| Apartment houses of 3 to 12 units                 | \$326.00 per annum                                                   |
| Apartment houses of 13 to 30 units                | \$488.00 per annum                                                   |
| Apartment houses of more than 30 units            | \$488.00 and \$55.00 for each additional 10 units or portion thereof |
| <b>3. Hotel license fees:</b>                     |                                                                      |
| Hotels of 6 to 29 rooms                           | \$256.00 per annum                                                   |
| Hotels of 30 to 59 rooms                          | \$470.00 per annum                                                   |
| Hotels of 60 to 149 rooms                         | \$584.00 per annum                                                   |
| Hotels of 150 to 200 rooms                        | \$660.00 per annum                                                   |
| Hotels of more than 200 rooms                     | \$660.00 and \$55.00 for each additional 25 rooms or portion thereof |

[Amended 6-26-2009 by Ord. No. 105-09, effective 7-27-2009; 6-29-2009 by Ord. No. 107-09, effective 7-30-2009]

Department of Building Inspection

**TABLE 1A-Q – HOTEL CONVERSION ORDINANCE FEES**

|                                                                               |                                                                                                                                                                 |
|-------------------------------------------------------------------------------|-----------------------------------------------------------------------------------------------------------------------------------------------------------------|
| Annual unit usage report                                                      | \$104.00                                                                                                                                                        |
| 1. Appeal of initial or annual status determination:                          | Standard Inspection Hourly Rate pursuant to Section 110A of this code shall apply for Department Inspector's work on such request plus fees for Hearing Officer |
| 2. Challenge to claims of exemption:                                          |                                                                                                                                                                 |
| Usage report                                                                  | \$52.00                                                                                                                                                         |
| Claim of exemption based on low-income housing                                | \$340.00                                                                                                                                                        |
| Claim of exemption based on partially completed conversion                    | \$510.00                                                                                                                                                        |
| 3. Complaint of unlawful conversion                                           | \$52.00                                                                                                                                                         |
| Determination by Department of Real Estate and cost of independent appraisals | Actual costs                                                                                                                                                    |
| 4. Initial unit usage report                                                  | \$340.00                                                                                                                                                        |
| 5. Permit to convert                                                          | \$510.00                                                                                                                                                        |
| 6. Request for hearing to exceed 25% tourist season rental limit:             |                                                                                                                                                                 |
| Inspection staff review - standard hourly inspection fee                      | Standard Inspection Hourly Rate                                                                                                                                 |
| Statement of exemption - Hearing Officer fee                                  | \$340.00                                                                                                                                                        |
| 7. Unsuccessful challenge:                                                    |                                                                                                                                                                 |
| Usage report:                                                                 |                                                                                                                                                                 |
| Inspection staff review - standard hourly inspection fee                      | Standard Inspection Hourly Rate                                                                                                                                 |
| Statement of exemption - Hearing Officer fee                                  | \$340.00                                                                                                                                                        |
| Request for winter rental:                                                    |                                                                                                                                                                 |
| Standard hourly inspection fee                                                | Standard Inspection Hourly Rate                                                                                                                                 |

[Amended 7-18-2008 by Ord. No. 122-08, effective 8-18-2008; 6-29-2009 by Ord. No. 107-09, effective 7-30-2009]

Department of Building Inspection

**TABLE 1A-R – REFUNDS**

Partial or complete refunds of only those fees contained herein will be given, provided the applicant meets the refund requirements of the applicable section of this code. No other fees are refundable, except as follows:

- |                                                                  |                                                                                                                                                                 |
|------------------------------------------------------------------|-----------------------------------------------------------------------------------------------------------------------------------------------------------------|
| <b>1. Application or Permit Issuance Fee:</b>                    |                                                                                                                                                                 |
| Building, plumbing, electrical or mechanical permit issuance fee | Amount paid less \$160.00 or actual costs, whichever is greater. No refunds given after work started.                                                           |
| Plan Review Fees (each)                                          | Amount determined by the Building Official less \$160.00<br>No Refund due after application deemed acceptable for Department of Building Inspection Plan Review |
| <b>2. Miscellaneous Fees:</b>                                    | Amount paid less \$52.00<br>No refunds less than \$52.00                                                                                                        |

If the Building Official determines that an error has been made in the assessment of fees, a refund for the portion determined to be in error may be made upon written request by the applicant.

[Amended 7-18-2008 by Ord. No. 122-08, effective 8-18-2008; 6-29-2009 by Ord. No. 107-09, effective 7-30-2009]

Department of Building Inspection

**TABLE 1A-S – UNREINFORCED MASONRY BEARING WALL  
BUILDING RETROFIT**

|                                                                                                                             |                                                                  |
|-----------------------------------------------------------------------------------------------------------------------------|------------------------------------------------------------------|
| <b>Review of Inventory Form (Section 1604B.2.1)</b>                                                                         | <b>Standard Plan Review Hourly Rate -<br/>Minimum Two Hours</b>  |
| <b>Review of the summary of the engineering report (Section<br/>1604B.2.3)</b>                                              | <b>Standard Plan Review Hourly Rate -<br/>Minimum Two Hours</b>  |
| <b>Board of Examiners_filing fees (Section 105A7.4):</b>                                                                    |                                                                  |
| <b>Each appeal for a variance from or interpretation of code<br/>    requirements</b>                                       | <b>Standard Plan Review Hourly Rate -<br/>Minimum Two Hours</b>  |
| <b>Each appeal for the approval of substitute materials or<br/>    methods of design or construction (Section 105A.7.3)</b> | <b>Standard Plan Review Hourly Rate -<br/>Minimum Four Hours</b> |

[Amended 7-18-2008 by Ord. No. 122-08, effective 8-18-08]

**Budget Form 2B: Schedule of Licenses, Permits, Fines & Service Charges**  
**DEPARTMENT: PLANNING DEPARTMENT (CPC)**

|                                                                          |      |
|--------------------------------------------------------------------------|------|
| Inflation Factor for FY 2015-16 Fee Auto Increase as per Code Section ** | 2.7% |
| Inflation Factor for FY 2016-17 Fee Auto Increase as per Code Section ** | 2.8% |

**MODIFIED AND NEW FEES**

| Item | Fee Status | Description                                                                                                                                           | Code Authorization          | Unit Basis (e.g., per sq. ft.) | FY 2014-15 Fee        | FY 2014-15 Units (Est.) | FY 2014-15 Revenue Budgeted                                    | FY 2014-15 Cost Recovery (Est.)                                         | FY 2015-16 Fee **                 | FY 2015-16 Units (Est.) | FY 2015-16 Revenue Proposed | FY 2015-16 Cost Recovery (Est.)                                         | FY 2016-17 Fee **                 | FY 2016-17 Units (Est.) | FY 2016-17 Revenue Proposed | FY 2016-17 Cost Recovery (Est.)                                         | Fiscal Year of Last Increase | Fee Prior to Last Increase        |
|------|------------|-------------------------------------------------------------------------------------------------------------------------------------------------------|-----------------------------|--------------------------------|-----------------------|-------------------------|----------------------------------------------------------------|-------------------------------------------------------------------------|-----------------------------------|-------------------------|-----------------------------|-------------------------------------------------------------------------|-----------------------------------|-------------------------|-----------------------------|-------------------------------------------------------------------------|------------------------------|-----------------------------------|
| 1    | N          | Code Enforcement - Short Term Rental fee if \$50 per application (the new fee was effective on 2/2/2015). Budgeting program in FY15-16 going forward. | Admin. Code Sec. 41 and 41A | Per Project Application        | Fixed application fee | 2,701                   | Not budgeted, but actual revenue is currently being collected. | Unknown, not enough application volume data to determine cost recovery. | Fixed application fee per project | 2,289                   | \$ 305,483                  | Unknown, not enough application volume data to determine cost recovery. | Fixed application fee per project | 3,241                   | \$ 405,576                  | Unknown, not enough application volume data to determine cost recovery. | 2/2/2015-6/30/2015           | Fixed application fee per project |

**CONTINUING FEES**

| Item | Fee Status | Description                                      | Code Authorization              | Unit Basis (e.g., per sq. ft.) | FY 2014-15 Fee                                                                     | FY 2014-15 Units (Est.) | FY 2014-15 Revenue Budgeted | FY 2014-15 Cost Recovery (Est.)                                                                                  | FY 2015-16 Fee **                                                                  | FY 2015-16 Units (Est.) | FY 2015-16 Revenue Proposed | FY 2015-16 Cost Recovery (Est.)                                                                                  | FY 2016-17 Fee **                                                                  | FY 2016-17 Units (Est.) | FY 2016-17 Revenue Proposed | FY 2016-17 Cost Recovery (Est.)                                                                                  | Fiscal Year of Last Increase | Fee Prior to Last Increase                                                         |
|------|------------|--------------------------------------------------|---------------------------------|--------------------------------|------------------------------------------------------------------------------------|-------------------------|-----------------------------|------------------------------------------------------------------------------------------------------------------|------------------------------------------------------------------------------------|-------------------------|-----------------------------|------------------------------------------------------------------------------------------------------------------|------------------------------------------------------------------------------------|-------------------------|-----------------------------|------------------------------------------------------------------------------------------------------------------|------------------------------|------------------------------------------------------------------------------------|
| 2    | C          | Building Permit Fees (Existing Alterations)      | Planning Code Section 350(g)    | Per Permit Application         | Formulas varies depending on Construction Cost Value                               | 7,708                   | \$ 14,138,006               | 100%                                                                                                             | Formulas varies depending on Construction Cost Value                               | 7,708                   | \$ 17,718,362               | 100%                                                                                                             | Formulas varies depending on Construction Cost Value                               | 7,708                   | \$ 18,118,501               | 100%                                                                                                             | 8/29/2014-6/30/2015          | Formulas varies depending on Construction Cost Value                               |
| 3    | C          | New Building Permit Fees                         | Planning Code Section 350(g)    | Per Permit Application         | Formulas varies depending on Construction Cost Value                               | 156                     | \$ 2,706,801                | 100%                                                                                                             | Formulas varies depending on Construction Cost Value                               | 156                     | \$ 2,794,710                | 100%                                                                                                             | Formulas varies depending on Construction Cost Value                               | 156                     | \$ 2,857,823                | 100%                                                                                                             | 8/29/2014-6/30/2015          | Formulas varies depending on Construction Cost Value                               |
| 4    | C          | Permit Referral from Other City Agencies         | Planning Code Section 350(g)    | Per Permit Application         | Fixed application fee per permit                                                   | 1,830                   | \$ 140,256                  | 100%                                                                                                             | Fixed application fee per permit                                                   | 1,830                   | \$ 205,384                  | 100%                                                                                                             | Fixed application fee per permit                                                   | 1,830                   | \$ 210,023                  | 100%                                                                                                             | 8/29/2014-6/30/2015          | Fixed application fee per permit                                                   |
| 5    | C          | Medical Cannabis Dispensary                      | Planning Code Section 350(g)    | Per Permit Application         | Fixed application fee per permit                                                   | 8                       | \$ 13,311                   | 100%                                                                                                             | Fixed application fee per permit                                                   | 8                       | \$ 34,415                   | 100%                                                                                                             | Fixed application fee per permit                                                   | 8                       | \$ 35,193                   | 100%                                                                                                             | 8/29/2014-6/30/2015          | Fixed application fee per permit                                                   |
| 6    | C          | City Planning Application Refunds                | Planning Code Section 350(g)    | Per Project Application        | Fee paid minus staff time charged                                                  | 46                      | \$ (259,568)                | 100%                                                                                                             | Fee paid minus staff time charged                                                  | 46                      | \$ (265,236)                | 100%                                                                                                             | Fee paid minus staff time charged                                                  | 46                      | \$ (271,226)                | 100%                                                                                                             | 8/29/2014-6/30/2015          | Fee paid minus staff time charged                                                  |
| 7    | C          | Conditional Use Application Fees                 | Planning Code Section 350(g)    | Per Project Application        | Formulas varies depending on Construction Cost Value                               | 158                     | \$ 2,459,580                | 100%                                                                                                             | Formulas varies depending on Construction Cost Value                               | 158                     | \$ 2,859,789                | 100%                                                                                                             | Formulas varies depending on Construction Cost Value                               | 158                     | \$ 2,924,373                | 100%                                                                                                             | 8/29/2014-6/30/2015          | Formulas varies depending on Construction Cost Value                               |
| 8    | C          | Environmental Review Fees                        | Admin. Code Sec. 31.22(b)(3)    | Per Project Application        | Formulas varies depending on Construction Cost Value & Plan Areas                  | 256                     | \$ 5,237,290                | 100%                                                                                                             | Formulas varies depending on Construction Cost Value & Plan Areas                  | 256                     | \$ 5,419,972                | 100%                                                                                                             | Formulas varies depending on Construction Cost Value & Plan Areas                  | 256                     | \$ 5,542,373                | 100%                                                                                                             | 8/29/2014-6/30/2015          | Formulas varies depending on Construction Cost Value & Plan Areas                  |
| 9    | C          | Categorical Exemption Fees                       | Admin. Code Sec. 31.22(b)(3)    | Per Project Application        | Formulas varies depending on Construction Cost Value & Plan Areas                  | 634                     | \$ 1,109,084                | 100%                                                                                                             | Formulas varies depending on Construction Cost Value & Plan Areas                  | 634                     | \$ 1,655,347                | 100%                                                                                                             | Formulas varies depending on Construction Cost Value & Plan Areas                  | 634                     | \$ 1,692,731                | 100%                                                                                                             | 8/29/2014-6/30/2015          | Formulas varies depending on Construction Cost Value & Plan Areas                  |
| 10   | C          | Variance Application Fees                        | Planning Code Section 350(g)    | Per Project Application        | Fixed application fees capped at Construction Cost with \$20K or more              | 202                     | \$ 502,324                  | 100%                                                                                                             | Fixed application fees capped at Construction Cost with \$20K or more              | 202                     | \$ 691,759                  | 100%                                                                                                             | Fixed application fees capped at Construction Cost with \$20K or more              | 202                     | \$ 707,362                  | 100%                                                                                                             | 8/29/2014-6/30/2015          | Fixed application fees capped at Construction Cost with \$20K or more              |
| 11   | C          | Certificate of Appropriateness Fees              | Planning Code Section 350(g)    | Per Project Application        | Fixed application fees capped at Construction Cost with \$20K or more              | 84                      | \$ 142,623                  | 100%                                                                                                             | Fixed application fees capped at Construction Cost with \$20K or more              | 84                      | \$ 106,746                  | 100%                                                                                                             | Fixed application fees capped at Construction Cost with \$20K or more              | 84                      | \$ 109,157                  | 100%                                                                                                             | 8/29/2014-6/30/2015          | Fixed application fees capped at Construction Cost with \$20K or more              |
| 12   | C          | Other Short Range Planning Fees                  | Planning Code Section 350(g)    | Per Project Application        | Fixed and Variable intake fees depending on types of application                   | 1,946                   | \$ 2,454,936                | 100% except Discretionary Review, Historic Preservation, Mills Act & Project Review Meeting for subsidy projects | Fixed and Variable intake fees depending on types of application                   | 1,946                   | \$ 3,614,611                | 100% except Discretionary Review, Historic Preservation, Mills Act & Project Review Meeting for subsidy projects | Fixed and Variable intake fees depending on types of application                   | 1,946                   | \$ 3,696,240                | 100% except Discretionary Review, Historic Preservation, Mills Act & Project Review Meeting for subsidy projects | 8/29/2014-6/30/2015          | Fixed and Variable intake fees depending on types of application                   |
| 13   | C          | City Depts Revenue from OCII                     | Planning Code Section 350(g)    | Per Project Application        | Fixed and Variable intake fees depending on types of application                   | 2                       | \$ 93,260                   | 100%                                                                                                             | Fixed and Variable intake fees depending on types of application                   | 2                       | \$ 95,297                   | 100%                                                                                                             | Fixed and Variable intake fees depending on types of application                   | 2                       | \$ 97,449                   | 100%                                                                                                             | 8/29/2014-6/30/2015          | Fixed and Variable intake fees depending on types of application                   |
| 14   | C          | Planning Code Enforcement Fund- Code Enforcement | Planning Code Section 355(a)(1) | Per Project Application        | Fixed application fee                                                              | 804                     | \$ 104,000                  | 100%                                                                                                             | Fixed application fee per project                                                  | 804                     | \$ 104,000                  | 100%                                                                                                             | Fixed application fee per project                                                  | 804                     | \$ 104,000                  | 100%                                                                                                             | 8/29/2014-6/30/2015          | Fixed application fee per project                                                  |
| 15   | C          | Planning Code Enforcement Fund- Sign Program     | Planning Code Section 358       | Per Project Application        | Fixed application fees depending on types of application                           | 826                     | \$ 266,357                  | 100%                                                                                                             | Fixed application fee per project                                                  | 826                     | \$ 267,419                  | 100%                                                                                                             | Fixed application fee per project                                                  | 826                     | \$ 270,715                  | 100%                                                                                                             | 8/29/2014-6/30/2015          | Fixed application fee per project                                                  |
| 16   | C          | Balboa Park Community Improvement Fund           | Planning Code Section 422       | Gross Square Foot              | Fixed and/or Variable fees depending on development areas, requirement & threshold | 573                     | \$ 5,300                    | 100%                                                                                                             | N/A                                                                                | N/A                     | \$ -                        | N/A                                                                                                              | N/A                                                                                | N/A                     | \$ -                        | N/A                                                                                                              | 1/1/2015-6/30/15             | Fixed and/or Variable fees depending on development areas, requirement & threshold |
| 17   | C          | Eastern Neighborhood Public Benefit Fund         | Planning Code Section 423       | Gross Square Foot              | Fixed and/or Variable fees depending on development areas, requirement & threshold | 40,315                  | \$ 524,100                  | 100%                                                                                                             | Fixed and/or Variable fees depending on development areas, requirement & threshold | 50,388                  | \$ 655,016                  | 100%                                                                                                             | Fixed and/or Variable fees depending on development areas, requirement & threshold | 31,755                  | \$ 412,816                  | 100%                                                                                                             | 1/1/2015-6/30/15             | Fixed and/or Variable fees depending on development areas, requirement & threshold |
| 18   | C          | Eastern Neighborhood Public Benefit Fund         | Planning Code Section 423       | Gross Square Foot              | Fixed and/or Variable fees depending on development areas, requirement & threshold | 23,077                  | \$ 300,000                  | 100%                                                                                                             | N/A                                                                                | N/A                     | \$ -                        | N/A                                                                                                              | N/A                                                                                | N/A                     | \$ -                        | N/A                                                                                                              | 1/1/2015-6/30/15             | Fixed and/or Variable fees depending on development areas, requirement & threshold |



| Item | Fee Status | Description                            | Code Authorization        | Unit Basis (e.g., per sq. ft.) | FY 2014-15 Fee                                                                     | FY 2014-15 Units (Est.) | FY 2014-15 Revenue Budgeted | FY 2014-15 Cost Recovery (Est.) | FY 2015-16 Fee **                                                                  | FY 2015-16 Units (Est.) | FY 2015-16 Revenue Proposed | FY 2015-16 Cost Recovery (Est.) | FY 2016-17 Fee **                                                                  | FY 2016-17 Units (Est.) | FY 2016-17 Revenue Proposed | FY 2016-17 Cost Recovery (Est.) | Fiscal Year of Last Increase | Fee Prior to Last Increase                                                         |
|------|------------|----------------------------------------|---------------------------|--------------------------------|------------------------------------------------------------------------------------|-------------------------|-----------------------------|---------------------------------|------------------------------------------------------------------------------------|-------------------------|-----------------------------|---------------------------------|------------------------------------------------------------------------------------|-------------------------|-----------------------------|---------------------------------|------------------------------|------------------------------------------------------------------------------------|
| 19   | C          | Market & Octavia Community Improvement | Planning Code Section 421 | Gross Square Foot              | Fixed and/or Variable fees depending on development areas, requirement & threshold | 21,863                  | \$ 160,200                  | 100%                            | Fixed and/or Variable fees depending on development areas, requirement & threshold | 6,508                   | \$ 47,687                   | 100%                            | Fixed and/or Variable fees depending on development areas, requirement & threshold | 17,645                  | \$ 129,296                  | 100%                            | 1/1/2015-6/30/15             | Fixed and/or Variable fees depending on development areas, requirement & threshold |
| 20   | C          | Market & Octavia Community Improvement | Planning Code Section 421 | Gross Square Foot              | Fixed and/or Variable fees depending on development areas, requirement & threshold | 13,647                  | \$ 100,000                  | 100%                            | Fixed and/or Variable fees depending on development areas, requirement & threshold | 13,647                  | \$ 100,000                  | 100%                            | N/A                                                                                | N/A                     | \$ -                        | N/A                             | 1/1/2015-6/30/15             | Fixed and/or Variable fees depending on development areas, requirement & threshold |
| 21   | C          | Market & Octavia Community Improvement | Planning Code Section 421 | Gross Square Foot              | Fixed and/or Variable fees depending on development areas, requirement & threshold | 3,412                   | \$ 25,000                   | 100%                            | N/A                                                                                | N/A                     | \$ -                        | N/A                             | N/A                                                                                | N/A                     | \$ -                        | N/A                             | 1/1/2015-6/30/15             | Fixed and/or Variable fees depending on development areas, requirement & threshold |
| 22   | C          | Market & Octavia Community Improvement | Planning Code Section 421 | Gross Square Foot              | Fixed and/or Variable fees depending on development areas, requirement & threshold | 20,471                  | \$ 150,000                  | 100%                            | N/A                                                                                | N/A                     | \$ -                        | N/A                             | N/A                                                                                | N/A                     | \$ -                        | N/A                             | 1/1/2015-6/30/15             | Fixed and/or Variable fees depending on development areas, requirement & threshold |
| 23   | C          | Rincon Hill & SOMA Community Funds     | Planning Code Section 418 | Gross Square Foot              | Fixed and/or Variable fees depending on development areas, requirement & threshold | 20,356                  | \$ 160,000                  | 100%                            | Fixed and/or Variable fees depending on development areas, requirement & threshold | 5,585                   | \$ 43,902                   | 100%                            | N/A                                                                                | N/A                     | \$ -                        | N/A                             | 1/1/2015-6/30/15             | Fixed and/or Variable fees depending on development areas, requirement & threshold |
| 24   | C          | Transit Center District Fund           | Planning Code Section 424 | Gross Square Foot              | Fixed and/or Variable fees depending on development areas, requirement & threshold | 22,500                  | \$ 135,000                  | 100%                            | Fixed and/or Variable fees depending on development areas, requirement & threshold | 58,333                  | \$ 350,000                  | 100%                            | N/A                                                                                | N/A                     | \$ -                        | N/A                             | 1/1/2015-6/30/15             | Fixed and/or Variable fees depending on development areas, requirement & threshold |
| 25   | C          | Visitation Valley Infrastructure Fund  | Planning Code Section 420 | Net Square Foot                | Fixed and/or Variable fees depending on development areas, requirement & threshold | 500                     | \$ 2,000                    | 100%                            | Fixed and/or Variable fees depending on development areas, requirement & threshold | 6,192                   | \$ 24,727                   | 100%                            | Fixed and/or Variable fees depending on development areas, requirement & threshold | 12,193                  | \$ 48,773                   | 100%                            | 1/1/2015-6/30/15             | Fixed and/or Variable fees depending on development areas, requirement & threshold |
| 26   | C          | JPIC - Street Tree Plantings Program   | Planning Code Section 429 | Per Required Tree              | Fixed fee per tree                                                                 | N/A                     | \$ -                        | N/A                             | Fixed fee per tree                                                                 | 28                      | \$ 50,000                   | 100%                            | Fixed fee per tree                                                                 | 28                      | \$ 50,000                   | 100%                            | 1/1/2015-6/30/2015           | Fixed fee per tree                                                                 |

Fee Status: C - Continuing  
M - Modified  
N - New  
D - Discontinued



# SAN FRANCISCO PLANNING DEPARTMENT

---

## SCHEDULE OF APPLICATION FEES Effective August 29, 2014

**Introduction:** Fees shall be imposed in order to compensate the Planning Department for the cost of processing applications and for the development and revision of land use controls. Fees shall be charged and collected as indicated for each class of application, permit, filing request, or activity listed on this Fee Schedule and authorized in the San Francisco Planning and Administrative Codes. *(SF Planning Code, Section 350)*

**CPI Indexing:** The City Controller will annually adjust the fee amounts on this fee schedule by the two-year average consumer price index (CPI) change for the San Francisco/San Jose Primary Metropolitan Statistical Area (PMSA). *(SF Planning Code, Section 350g1)* A new fee schedule showing these adjusted rates and any other fee changes will be published in late August or early September each year.

**Time and Materials:** All applications (except Appeals and Discretionary Reviews) will be subject to time and materials billing if the cost of reviewing the application exceeds the initial fee charged on this fee schedule. *(SF Planning Code, Section 350c)*

Entitlements that are administratively reviewed and approved (without going to Commission Hearing) such as Administrative Minor Permit to Alter, Administrative Certificate of Appropriateness will be subject to time and materials billing only. No upfront application intake fee will be charged.

**Fee Calculators:** To estimate the intake fee for your project, please use the [Fee Calculator for Environmental Review and Entitlements](#) and the [Fee Calculator for Building Permit Applications](#).

**Development Impact Fee Register:** All Citywide Development Impact Fees are collected by the Department of Building Inspection (DBI) located at 1660 Mission Street. Development Impact Fees will be adjusted annually in January by the Controller's Office and will be based on Annual Infrastructure Construction Cost Inflation Estimates.

**Contact Information:** For all other information, including Planning Application Forms, please visit the [Planning Department website](#) or contact the Planning Information Center (PIC) at 415-558-6377 or [pic@sfgov.org](mailto:pic@sfgov.org).

Last updated: March 5, 2015

# 1. ENVIRONMENTAL APPLICATIONS

## Exemptions:

Complete **Historical Resource Review Form** first

- a. Categorical Exemption Stamp
- b. Categorical Exemption Certificate
- c. Exemptions that require historic resource review only  
Determination of Historic Resource  
Determination of Impact to Historic Resource
- d. Review Categorical Exemption prepared by another City Agency
- e. Class 32 Categorical Exemption Certificate

## Fee:

\$312 *Admin Code 31.22(a)(7)(a) and (a)(9)*  
 \$6,235 (= \$6,118 + \$117 BOS Appeal Surcharge)  
*Admin Code 31.22 (a)(7)(a)*

\$2,680 (= \$2,563 + \$117 BOS Appeal Surcharge)  
*Admin Code 31.22(a)(8)*  
 \$3,554 *Admin Code 31.22(a)(8)*  
 \$380 (= \$263 + \$117 BOS Appeal Surcharge) *Admin Code 31.22(a)(10)*  
 See worksheet on page 12 *Admin Code 31.22 (a)(7)(b)*

## Studies for Project outside of Adopted Plan Areas:

Complete **Environmental Evaluation (EE) Application:**

- a. Initial Study/Environmental Evaluation
- b. Environmental Impact Report (EIR)
- c. EIR Addendum
- d. EIR Supplement
- e. Negative Declaration Addendum/Re-evaluation

The Department determines fees based on the level of review required.

See worksheet on page 8. *Admin Code 31.22 (a)(1)*  
 See worksheet on page 9. *Admin Code 31.22 (a)(2)*  
 \$24,531 *Admin Code 31.22 (a)(5)*  
 1/2 EIR fee + \$117 BOS Appeal Surcharge  
*Admin Code 31.22 (a)(6)*  
 \$24,531 *Admin Code 31.22 (a)(5)*

## Studies for Project inside of Adopted Plan Areas - Community Plan Fees:

- a. Environmental Document Determination
- b. Community Plan Exemption/Exclusion
- c. Initial Study/Environmental Evaluation
- d. Environmental Impact Report (EIR)
- e. Focused Environmental Impact Report (EIR)

\$13,659 *Admin Code 31.23.1 (a)(2)*  
 The Department determines additional fees based on the level of review required.  
 \$7,580 (= \$7,463 + \$117 BOS Appeal Surcharge)  
*Admin Code 31.23.1 (a)(2)(i)*  
 See worksheet on page 10 *Admin Code 31.23.1 (b)(1)*  
 See worksheet on page 11 *Admin Code 31.23.1 (b)(2)*  
 1/2 EIR fee *Admin Code 31.23.1 (b)(3)*

## Transportation Review or Impact Study:

(See page 4, Miscellaneous Fees **6(l)** and **6(m)**; requirement determined through review of EE Application).

## CEQA Appeals: (Any Fee Waiver requires application)

- a. Appeal of Preliminary Negative Declaration to Planning Commission
- b. Appeal of Negative Declaration, EIR Certification, Categorical Exemption determination to the Board of Supervisors

\$547 for Appellant only. Fee for Neighborhood Organizations shall be waived.  
 See *Admin Code 31.22 (a)(3)* for other restrictions.  
 \$547 for Appellant only. Fee for Neighborhood Organizations shall be waived.  
 See *Admin Code 31.22 (a)(4)* for other restrictions.

# 2. COMMISSION AND VARIANCE HEARING APPLICATIONS

- a. Discretionary Review request
- b. Mandatory & Staff Initiated Discretionary Review
- c. Planning Code Text Amendment
- d. Zoning Map change (incl. interim zoning controls)
- e. Setback change (create, modify or delete)
- f. Institutional Master Plan – Full or Substantial Revision  
– Abbreviated
- g. General Plan Referral  
Streamlined referral for official sidewalk width changes

## Fee

\$548 (Fee for Neighborhood Org. shall be waived)  
 \$3,768 *Planning Code 352(d)*  
 \$15,444 *Planning Code 352(l)*  
 \$7,730 *Planning Code 352(i)*  
 \$3,125 *Planning Code 352(j)*  
 \$13,437 *Planning Code 352(e)(1)*  
 \$2,459 *Planning Code 352(e)(2)*  
 \$3,629 *Planning Code 352(g)*  
 \$1,444 *Board of Supervisors Ordinance # 34-1; File #111281*

Last updated: March 5, 2015

- h. General Plan amendment and related plans
- i. Conditional Use (Section 303), Planned Unit Development (Section 304) and Eastern Neighborhoods Larger Project Authorizations (Section 329)
- j. Section 321 (Annual Limit) Review or Office Development Limitation Projects
- k. Variance (Section 305)  
Construction Cost

\$0 to \$9,999  
\$10,000 to \$19,999  
\$20,000 or more

- l. Appeals to Board of Supervisors (i.e. Conditional Use; Landmark Designation; Applicable Certificate of Appropriateness)

Fee based on actual T/M cost *Planning Code 352(f)& 352(h)*  
Basic Commission Hearing Fee Schedule depends on construction cost (see page 6) *Planning Code 352(a)* The initial fee amount is not to exceed 50% of construction cost. \$5,359 (= \$5,334 + \$25 Board of Appeals surcharge) per application as initial fee *Planning Code 353(c)*  
Depends on Construction Cost. *Planning Code 352(b)*  
The initial fee amount is not to exceed 50% of construction cost.  
\$921 (= \$896 + Board of Appeal Surcharge \$25)  
\$2,021 (= \$1,996 + BoA Surcharge \$25)  
\$4,090 (= \$4,065 + BoA Surcharge \$25)  
\$547 for Appellant to the Board of Supervisors.  
Fee for Neighborhood Organization shall be waived (See restrictions on *Planning Code 352 (n)(1)*)

### **3. DOWNTOWN APPLICATIONS**

- a. Downtown (C-3) District Review (Section 309)
- b. Application for 1 or more exceptions under Section 309

#### **Fee**

Basic Commission Hearing Fee Schedule (See page 7)  
*P. C. Section 352(c)* The initial fee amount is not to exceed 50% of the construction cost.  
\$2,015 (= \$1,990 + \$25 Board of Appeals surcharge) *Planning Code 353(a)*

**Note:** Where an applicant requests two or more approvals involving a Conditional Use, Planned Unit Development, Variance, Downtown (C-3) District Section 309 review, Certificate of Appropriateness, Permit to Alter a Significant or Contributory building both within and outside of Conservation Districts, or a Coastal Zone Permit review, **the amount of the second and each subsequent initial fees of lesser value shall be reduced to 50% plus time and materials as set forth in Sec.350 (c) (See *Planning Code Section 352(c)(2)*)**

### **4. PRESERVATION APPLICATIONS**

- a. Landmarks Designation
- b. Historical District Designation, Amendment, Rescission
- c. Certificate of Appropriateness Applications  
Construction Cost

\$0 to \$999  
\$1,000 to \$19,999  
\$20,000 or more

- d. Determination of Compatibility
- e. California Mills Act Historical Properties Contract
- f. Article 11 (Downtown Preservation) review
  - Designation or change of boundary of a Significant or Contributory Building
  - Designation or change of boundary of a Conservation District
    - **Alteration** of a Significant or Contributory Building in Designated Conservation Dist.
    - **Alteration** of a Contributory Building outside a Conservation District from which no TDR has been transferred and no permit issuance per Sections 1111 - 1111.6
    - Demo. of a Significant or Contributory Building inside or outside of a Conservation District for which TDRs have been transferred.
- g. Statement of Eligibility
- h. Certificate of Transfer, Execution of
- i. Certification of Transfer of TDR (Notice of Use)

#### **Fee**

\$287 *Planning Code 356(a)*  
\$1,148 *Planning Code 356(b)*  
Depends on Construction Cost. *Planning Code 356(c)*  
The initial fee amount is not to exceed 50% of the construction cost.  
\$362 (= \$337 + BoA surcharge \$25)  
\$1,369 (= \$1,344 + BoA surcharge \$25)  
\$6,246 (= \$6,221 + BoA surcharge \$25)  
Same as Conditional Use Fee Schedule. *P. C. 356(d)*  
\$5,252 for Commercial properties and \$2,626 for Residential properties *P. C. Sec. 356(e)*  
\$6,880 *Planning Code 353(d)(1)*  
\$6,880 *Planning Code 353(d)(2)*  
\$9,109 (= \$9,084 + \$25 BoA surcharge) *Planning Code 353(d)(3)*  
\$9,109 (= \$9,084 + \$25 BoA surcharge) *Planning Code 353(d)(4)*  
\$9,109 (= \$9,084 + \$25 BoA surcharge) *Planning Code 353 (d)(5)*  
\$1,636 (= \$1,611 + \$25 BoA surcharge) *Planning Code 353(d)(6)*  
\$465 *Planning Code 353(d)(7)*  
\$1,451 *Planning Code 353(d)(8)*

Last updated: March 5, 2015

## 5. MISCELLANEOUS FEES

|                                                                               | <b>Fee</b>                                                                                                                                                                                                                                                                                                                       |
|-------------------------------------------------------------------------------|----------------------------------------------------------------------------------------------------------------------------------------------------------------------------------------------------------------------------------------------------------------------------------------------------------------------------------|
| a. Monitoring Conditions of Approval and ZA Mitigation Monitoring             | \$1,238 as initial fee for projects which the determines require active monitoring<br><i>P.C. Sec. 351 (d) &amp; Adm. Code 31.22(a)(12)</i>                                                                                                                                                                                      |
| b. Code Violation Abatements                                                  | \$1,238 as initial fee plus T&M billing <i>P.C. Sec. 355 (a)(1)</i>                                                                                                                                                                                                                                                              |
| c. Sale of Documents (publications/transcripts)                               | Price varies depending on documents                                                                                                                                                                                                                                                                                              |
| d. Photocopies                                                                | \$0.10 per sheet <i>Admin. Code 8.28</i>                                                                                                                                                                                                                                                                                         |
| e. Subscription to Planning Commission Agendas                                | \$41 per year <i>Planning Code 351(a)</i>                                                                                                                                                                                                                                                                                        |
| f. Subscription to Historic Preservation Commission Agendas                   | \$41 per year <i>Planning Code 351(b)</i>                                                                                                                                                                                                                                                                                        |
| g. Project Review Meeting (policy/code/interpretation)                        | \$404 (Planning Dept. only) or \$1,308 (with DBI \$374, DPW \$300, SFFD \$230) for new construction and modifications to 5 or fewer dwelling units, and for affordable housing projects.<br>\$955 (Planning Dept. only) or \$1,859 (with DBI \$374, DPW \$300, SFFD \$230) for all other projects<br><i>Planning Code 351(e)</i> |
| h. Department facilitated Pre-Application Meeting                             | \$955 <i>Planning Code 351 (e)</i>                                                                                                                                                                                                                                                                                               |
| i. Block Book Notification for an <b>Individual</b> (BBN)                     | \$35 per Assessor's <b>Lot</b> + \$14 each additional lot<br><i>P. C. Sec. 351(f)(1)(A) and (f)(1)(B)</i>                                                                                                                                                                                                                        |
| Block Book Notification for a <b>Neighborhood Organization</b>                | \$35 per Assessor's <b>Block</b> + \$14 each additional <b>block</b> <i>P. C. Sec. 351(f)(2)(A) and (f)(2)(B)</i>                                                                                                                                                                                                                |
| j. Zoning Verification Letters<br>Zoning Administrator Written Determinations | \$159 (= \$134 + \$25 Board of Appeals surcharge) per lot<br>\$630 (= \$605 + \$25 Board of Appeals surcharge)<br><i>Planning Code 351(g)</i>                                                                                                                                                                                    |
| k. Transportation Review or Study                                             | \$23,365 <i>Planning Code 357(a)</i>                                                                                                                                                                                                                                                                                             |
| l. MTA review of Transportation Impact Study                                  | \$4,494 per study <i>Planning Code 357(b)</i>                                                                                                                                                                                                                                                                                    |
| m. Temporary Use Permit Review Fee                                            | \$448 as initial fee. <i>Planning Code 352(k)</i>                                                                                                                                                                                                                                                                                |
| n. Service Station Conversion Determinations                                  | \$3,051 as initial fee. <i>Planning Code 352(m)</i>                                                                                                                                                                                                                                                                              |
| o. General Advertising Sign Fee (Sec. 611 and Admin. Code Section 2.21)       | \$1,341 per individual relocation agreement application<br><i>Planning Code 358(a)</i>                                                                                                                                                                                                                                           |
| p. General Advertising Sign Inventory (Sec. 604.2)                            | Registration & Inventory updates \$751 per sign<br><i>Planning Code 358(b)</i><br>\$243 for Annual Inventory Maintenance<br><i>Planning Code 358(d)</i>                                                                                                                                                                          |
| q. Sign Structure In-Lieu Application (Sec. 604.1)                            | \$428 per sign structure <i>Planning Code 358(c)</i>                                                                                                                                                                                                                                                                             |
| r. Sign Program – Reconsideration Hearing Fee                                 | \$4,568 as initial hearing fee <i>Planning Code 610(d)(2)</i>                                                                                                                                                                                                                                                                    |
| s. Tourist Hotel Conversion<br>Tourist Hotel Conversion – Commission Hearing  | \$600 <i>Administrative Code 41.F.3(f)(3)(x)</i><br>\$2,400 <i>Administrative Code 41.F.3(f)(3)(x)</i>                                                                                                                                                                                                                           |
| t. Preliminary Project Assessment                                             | \$4,853 as initial fee <i>Planning Code Sec. 351(h)</i>                                                                                                                                                                                                                                                                          |

Last updated: March 5, 2015

## 6. BUILDING PERMIT APPLICATIONS

### a. Building Permit Applications for a Change in Use or Alteration of an Existing Building

(Note: Windows, Roofs, Siding & Doors Replacement Applications approved over-the-counter at the Public Information Center shall be charged 1/2 the fee set forth below.)

| <u>Construction Cost</u>   | <u>Fee</u> | <u>Planning Code 355(a)</u> |        |                  |
|----------------------------|------------|-----------------------------|--------|------------------|
| \$ 0 - \$9,999             | \$350      |                             |        |                  |
| \$10,000 - \$49,999        | \$359      | +                           | 3.666% | over \$10,000    |
| \$50,000 - \$99,999        | \$2,668    | +                           | 2.449% | over \$50,000    |
| \$100,000 - \$499,999      | \$3,919    | +                           | 2.682% | over \$100,000   |
| \$500,000 - \$999,999      | \$14,849   | +                           | 0.678% | over \$500,000   |
| \$1,000,000 - \$4,999,999  | \$18,305   | +                           | 0.267% | over \$1,000,000 |
| \$5,000,000 - \$99,999,999 | \$29,157   | +                           | 0.004% | over \$5,000,000 |
| \$100,000,000 or more      | \$33,601   |                             |        |                  |

### Building Permit Applications for New Construction

| <u>Construction Cost</u>   | <u>Fee</u> | <u>Planning Code 355(b)</u> |        |                  |
|----------------------------|------------|-----------------------------|--------|------------------|
| \$ 0 - \$99,999            | \$2,434    |                             |        |                  |
| \$100,000 - \$499,999      | \$2,435    | +                           | 2.682% | over \$100,000   |
| \$500,000 - \$999,999      | \$13,367   | +                           | 0.856% | over \$500,000   |
| \$1,000,000 - \$4,999,999  | \$17,729   | +                           | 0.329% | over \$1,000,000 |
| \$5,000,000 - \$99,999,999 | \$31,152   | +                           | 0.005% | over \$5,000,000 |
| \$100,000,000 or more      | \$36,708   |                             |        |                  |

The initial fee amount is not to exceed 50% of the construction cost. Applications for permit revisions are excluded from the 50% cap.

Each building permit application collected by Central Permit Bureau will be charged a \$25 Board of Appeal surcharge.

|                                                                                                                      |                                                                                                                                               |
|----------------------------------------------------------------------------------------------------------------------|-----------------------------------------------------------------------------------------------------------------------------------------------|
| b. Permit for Solar Panels/Over-the-Counter Solar Equipment Installation                                             | \$175 (= \$150 + \$25 Board of Appeal surcharge)<br><i>Planning Code 355(a)(7)</i>                                                            |
| c. Back Check Fee for Permit Revisions                                                                               | \$248 (= \$223 initial fee + \$25 BoA surcharge)<br><i>Planning Code 355(a)(2)</i>                                                            |
| d. Shadow Impact Fee (Section 295)                                                                                   | \$537 (= \$512 + \$25 BoA surcharge)<br><i>Planning Code 355(a)(3)</i>                                                                        |
| e. Public Notification (311 Full Svc. by ReproMail)<br>Public Notification (312 Full Svc. by ReproMail)              | \$78 (= \$53 + \$25 BoA) + \$3.26 per envelope<br>\$78 (= \$53 + \$25 BoA) + \$1.13 per envelope<br><i>Planning Code 355(a)(4) and (a)(5)</i> |
| f. Demolition Applications                                                                                           | \$1,605 (= \$1,580 + \$25 BoA surcharge)<br><i>Planning Code 355(c)</i>                                                                       |
| g. Fire, Police, Entertainment Commission, State Alcohol & Beverages Control, and Health Departments Permit Referral | \$133 as initial fee collected by other department<br><i>Planning Code 355(d)</i>                                                             |
| h. Signs Permit Applications                                                                                         | \$165 (= \$140 + \$25) <i>Planning Code 355(e)</i>                                                                                            |
| i. Personal Wireless Service Facilities Site Permit (Facilities within Public Right-of-Way only)                     | \$209 <i>Public Works Code, Article 25, Sec. 1527(a)(2)(A)</i>                                                                                |

Last updated: March 5, 2015

**SAN FRANCISCO PLANNING DEPT.**  
**BASIC COMMISSION HEARING FEE SCHEDULE**

CONDITIONAL USE / PLANNED UNIT DEVELOPMENT / EASTERN NEIGHBORHOODS LARGER PROJECT  
AUTHORIZATIONS COMPUTATION WORKSHEET  
(Effective August 29, 2014)

For Conditional Use (Section 303) / Planned Unit Development (Section 304) / Eastern Neighborhoods Larger Project Authorizations (Section 329) Applications. Planning Code Section 352(a), Article 3.5

The initial fee amount is not to exceed 50% of the project construction cost.

**Note:** A \$117.00 surcharge is added to any CU or PUD fees to compensate the City for Appeals costs to the Board of Supervisors.

(1) \$1 through \$9,999:  $\$1,410 + \$117$  (BOS appeal surcharge) = \$1,527

(2) \$10,000 through \$999,999:

Cost: \_\_\_\_\_ - \$10,000 =

X 0.639% = \_\_\_\_\_ + \$1,410 + \$117 = \_\_\_\_\_

(3) \$1,000,000 through \$4,999,999:

Cost: \_\_\_\_\_ - \$1,000,000 =

X 0.762% = \_\_\_\_\_ + \$7,859 + \$117 = \_\_\_\_\_

(4) \$5,000,000 through \$9,999,999:

Cost: \_\_\_\_\_ - \$5,000,000 =

X 0.639% = \_\_\_\_\_ + \$38,952 + \$117 = \_\_\_\_\_

(5) \$10,000,000 through \$19,999,999:

Cost: \_\_\_\_\_ - \$10,000,000 =

X 0.332% = \_\_\_\_\_ + \$71,527 + \$117 = \_\_\_\_\_

(6) \$20,000,000 and more =  $\$105,476 + \$117 = \$105,593$

(7) No construction cost (excluding extension of hours):  $\$1,973 + \$117$  (BOS appeal surcharge) = \$2,090

(8) No construction cost (including extension of hours):  $\$1,410 + \$117$  (BOS appeal surcharge) = \$1,527

(9) Amend conditions of approval of a previous project:  $\$1,047 + \$117$  (BOS appeal surcharge) = \$1,164

(10) Wireless Telecommunications Services (WTS)  $\$4,932 + \$117$  (BOS appeal surcharge) = 5,049

1. Where an applicant requests two or more approvals involving a Conditional Use, Planned Unit Development, Variance, Downtown (C-3) District Section 309 review, Large Project Authorization in the Eastern Neighborhoods Mixed Use Districts, Certificate of Appropriateness, Permit to Alter a Significant or Contributory building both within and outside of Conservation Districts, or a Coastal Zone Permit review, the amount of the second and each subsequent initial fees of lesser value shall be reduced to 50% plus time and materials as set forth in Sec.350 (c). Refer to P.C. Section 352 (c) (2)

2. The applicant will be billed for time and materials expended beyond the initial fee to recover the Department's costs for providing services. Refer to P.C. Section 352 (c) (4)

Last updated: March 5, 2015

**SAN FRANCISCO PLANNING DEPT.**  
**BASIC COMMISSION HEARING FEE SCHEDULE**  
**DOWNTOWN C-3 DISTRICT REVIEW & COASTAL ZONE PERMIT COMPUTATION WORKSHEET**  
 (Effective August 29, 2014)

For Downtown (C-3) District Review (Section 309) and Coastal Zone Permit (Section 330) Applications. Planning Code Sec. 352(c), Article 3.5

Note: Additional fee of \$25 for Board of Appeals surcharge must be included with fee computation for Section 309 Review and Coastal Zone Permit Applications.

1) \$0 through \$9,999:  $\$305 (= \$280 + \$25 \text{ Board of Appeals surcharge})$

2) \$10,000 through \$999,999:

Cost: \_\_\_\_\_ - \$10,000 =

X 0.128% = \_\_\_\_\_ + \$286 = \_\_\_\_\_ + \$25 Board of Appeals surcharge =

(3) \$1,000,000 through \$4,999,999:

Cost: \_\_\_\_\_ - \$1,000,000 =

X 0.153% = \_\_\_\_\_ + \$1,581 = \_\_\_\_\_ + \$25 Board of Appeals surcharge =

(4) \$5,000,000 through \$9,999,999:

Cost: \_\_\_\_\_ - \$5,000,000 =

X 0.127% = \_\_\_\_\_ + \$7,815 = \_\_\_\_\_ + \$25 Board of Appeals surcharge =

(5) \$10,000,000 through \$19,999,999:

Cost: \_\_\_\_\_ - \$10,000,000 =

X 0.067% = \_\_\_\_\_ + \$14,304 = \_\_\_\_\_ + \$25 Board of Appeals surcharge =

(6) \$20,000,000 and more = \$21,144 = \$21,119 + \$25 Board of Appeals surcharge)

(7) Minor change of condition only: \$1,072 plus T&M (= \$1,047 + \$25 BoA surcharge) *P.C. Section 352 (c) (3)*

1. Where an applicant requests two or more approvals involving a Conditional Use, Planned Unit Development, Variance, Downtown (C-3) District Section 309 review, Certificate of Appropriateness, Permit to Alter a Significant or Contributory building both within and outside of Conservation Districts, or a Coastal Zone Permit review, the amount of the second and each subsequent initial fees of lesser value shall be reduced to 50% plus time and materials as set forth in Sec.350 (c). *Refer to P.C. Section 352 (c) (2)*

2. The applicant will be billed for time and materials expended beyond the initial fee to recover the Department's costs for providing services. *Refer to P.C. Section 352 (c) (4)*

Last updated: March 5, 2015



**SAN FRANCISCO PLANNING DEPARTMENT**  
**ENVIRONMENTAL EVALUATION**  
For projects located outside adopted Plan Areas (adopted after July 1, 2005)  
**FEE COMPUTATION WORKSHEET**  
(Effective August 29, 2014)

**Environmental Evaluation** -- Per Administrative Code Section 31.22(a)(1) ...

(1) \$0 through \$9,999: \$1,290 (= \$1,173 + \$117 Board of Supervisors surcharge) + T&M beyond the initial fee for full cost recovery if needed.

(2) \$10,000 through \$199,999:

Cost: \_\_\_\_\_ - \$10,000 =

X 2.218% = ( \_\_\_\_\_ + \$4,563) + \$117 Board of Supervisors surcharge = \_\_\_\_\_

(3) \$200,000 through \$999,999:

Cost: \_\_\_\_\_ - \$200,000 =

X 1.677% = ( \_\_\_\_\_ + \$8,860) + \$117 Board of Supervisors surcharge = \_\_\_\_\_

(4) \$1,000,000 through \$9,999,999:

Cost: \_\_\_\_\_ - \$1,000,000 =

X 1.408% = ( \_\_\_\_\_ + \$22,537) + \$117 Board of Supervisors surcharge = \_\_\_\_\_

(5) \$10,000,000 through \$29,999,999:

Cost: \_\_\_\_\_ - \$10,000,000 =

X 0.434% = ( \_\_\_\_\_ + \$151,649) + \$117 Board of Supervisors surcharge = \_\_\_\_\_

(6) \$30,000,000 through \$49,999,999:

Cost: \_\_\_\_\_ - \$30,000,000 =

X 0.163% = ( \_\_\_\_\_ + \$240,038) + \$117 Board of Supervisors surcharge = \_\_\_\_\_

(7) \$50,000,000 through \$99,999,999:

Cost: \_\_\_\_\_ - \$50,000,000 =

X 0.040% = ( \_\_\_\_\_ + \$273,244) + \$117 Board of Supervisors surcharge = \_\_\_\_\_

(8) \$100,000,000 and more

Cost: \_\_\_\_\_ - \$100,000,000 =

X 0.016% = ( \_\_\_\_\_ + \$293,244) + \$117 Board of Supervisors surcharge = \_\_\_\_\_

**Note:**

- 1) An applicant proposing major revisions to a project application that has been inactive for more than six months and is assigned shall submit a new application.
- 2) An applicant proposing significant revisions to a project which has not been assigned and for which an application is on file with the Planning Department shall be charged time and materials to cover the full costs in excess of the initial fee paid.
- 3) Monitoring Conditions of Approval and Mitigation Monitoring: \$1,238 as an initial fee, plus time and materials as set forth in Section 31.22(b)(2)

Last updated: March 5, 2015



**SAN FRANCISCO PLANNING DEPARTMENT**  
**ENVIRONMENTAL EVALUATION**  
**For projects located within adopted Plan Areas (adopted after July 1, 2005)**  
**FEE COMPUTATION WORKSHEET**  
(Effective August 29, 2014)

**Environmental Evaluation -- Per Administrative Code Section 31.23.1(b)(1) ...**

(1) \$0 through \$9,999: \$1,577 (= \$1,460 + \$117 Board of Supervisors surcharge) + T&M beyond the initial fee for full cost recovery if needed.

(2) \$10,000 through \$199,999:

Cost: \_\_\_\_\_ - \$10,000 =

X 2.761% = ( \_\_\_\_\_ + \$6,068) + \$117 Board of Supervisors surcharge = \_\_\_\_\_

(3) \$200,000 through \$999,999:

Cost: \_\_\_\_\_ - \$200,000 =

X 2.086% = ( \_\_\_\_\_ + \$11,416) + \$117 Board of Supervisors surcharge = \_\_\_\_\_

(4) \$1,000,000 through \$9,999,999:

Cost: \_\_\_\_\_ - \$1,000,000 =

X 1.750% = ( \_\_\_\_\_ + \$28,433) + \$117 Board of Supervisors surcharge = \_\_\_\_\_

(5) \$10,000,000 through \$29,999,999:

Cost: \_\_\_\_\_ - \$10,000,000 =

X 0.539% = ( \_\_\_\_\_ + \$189,064) + \$117 Board of Supervisors surcharge = \_\_\_\_\_

(6) \$30,000,000 through \$49,999,999:

Cost: \_\_\_\_\_ - \$30,000,000 =

X 0.203% = ( \_\_\_\_\_ + \$299,060) + \$117 Board of Supervisors surcharge = \_\_\_\_\_

(7) \$50,000,000 through \$99,999,999:

Cost: \_\_\_\_\_ - \$50,000,000 =

X 0.048% = ( \_\_\_\_\_ + \$340,493) + \$117 Board of Supervisors surcharge = \_\_\_\_\_

(8) \$100,000,000 and more

Cost: \_\_\_\_\_ - \$100,000,000 =

X 0.019% = ( \_\_\_\_\_ + \$365,156) + \$117 Board of Supervisors surcharge = \_\_\_\_\_

**Note:**

- 1) An applicant proposing major revisions to a project application that has been inactive for more than six months and is assigned shall submit a new application.
- 2) An applicant proposing significant revisions to a project which has not been assigned and for which an application is on file with the Planning Department shall be charged time and materials to cover the full costs in excess of the initial fee paid.
- 3) Monitoring Conditions of Approval and Mitigation Monitoring: \$1,238, as an initial fee, plus time and materials as set forth in Section 31.22(b)(2).

Last updated: March 5, 2015

**SAN FRANCISCO PLANNING DEPARTMENT**  
**ENVIRONMENTAL IMPACT REPORT**  
For projects located within adopted Plan Areas (adopted after July 1, 2005)  
**FEE COMPUTATION WORKSHEET**  
(Effective August 29, 2014)

**Environmental Impact Report** -- Per Administrative Code Section 31.23.1(b)(2) ...

- (1) \$zero through \$199,999:                   \$32,414
- (2) \$200,000 through \$999,999:
- Cost: \_\_\_\_\_ - \$200,000 =
- X 0.797% = ( \_\_\_\_\_ + \$32,414) = \_\_\_\_\_
- (3) \$1,000,000 through \$9,999,999:
- Cost: \_\_\_\_\_ - \$1,000,000 =
- X 0.539% = ( \_\_\_\_\_ + \$39,089) = \_\_\_\_\_
- (4) \$10,000,000 through 29,999,999:
- Cost: \_\_\_\_\_ - \$10,000,000 =
- X 0.221% = ( \_\_\_\_\_ + \$88,587) = \_\_\_\_\_
- (5) \$30,000,000 through \$49,999,999:
- Cost: \_\_\_\_\_ - \$30,000,000 =
- X 0.059% = ( \_\_\_\_\_ + \$133,720) = \_\_\_\_\_
- (6) \$50,000,000 through \$99,999,999:
- Cost: \_\_\_\_\_ - \$50,000,000 =
- X 0.059% = ( \_\_\_\_\_ + \$146,113) = \_\_\_\_\_
- (7) \$100,000,000 and more
- Cost: \_\_\_\_\_ - \$100,000,000 =
- X 0.019% = ( \_\_\_\_\_ + \$177,097) = \_\_\_\_\_

**Note:**

- 1) An applicant proposing major revisions to a project application that has been inactive for more than six months and is assigned shall submit a new application.
- 2) An applicant proposing significant revisions to a project which has not been assigned and for which an application is on file with the Planning Department shall be charged time and materials to cover the full costs in excess of the initial fee paid.
- 3) Monitoring Conditions of Approval and Mitigation Monitoring: \$1,238, as an initial fee, plus time and materials as set forth in Section 31.22(b)(2).

Last updated: March 5, 2015

**SAN FRANCISCO PLANNING DEPT.**  
**CLASS 32 - CATEGORICAL EXEMPTION CERTIFICATE**  
**FEE COMPUTATION WORKSHEET**  
(Effective August 29, 2014)

For CLASS 32 Categorical Exemption Certificate (CEQA Review) Applications. See Administrative Code 31.22 (a)(7)(b).

Note: A \$117.00 surcharge is added to any Class 32 Cat. Ex. fees to compensate the City for Appeals costs to the Board of Supervisors.

1) \$0 through \$9,999: \$11,250 + \$117 (BOS appeal surcharge) = \$11,367

2) \$10,000 through \$199,999:

Cost: \_\_\_\_\_ - \$10,000 =

X 0.196% = \_\_\_\_\_ + \$11,250 + \$117 = \_\_\_\_\_

3) \$200,000 through \$999,999:

Cost: \_\_\_\_\_ - \$200,000 =

X 0.185% = \_\_\_\_\_ + \$11,622 + \$117 = \_\_\_\_\_

4) \$1,000,000 through \$9,999,999:

Cost: \_\_\_\_\_ - \$1,000,000 =

X 0.056% = \_\_\_\_\_ + \$13,102 + \$117 = \_\_\_\_\_

5) \$10,000,000 and above:

Cost: \_\_\_\_\_ - \$10,000,000 =

X 0.415% = \_\_\_\_\_ + \$18,232 + \$117 = \_\_\_\_\_

Note:

- 1) An applicant proposing major revisions to a project application that has been inactive for more than six months and is assigned shall submit a new application.
- 2) An applicant proposing significant revisions to a project which has not been assigned and for which an application is on file with the Planning Department shall be charged time and materials to cover the full costs in excess of the initial fee paid.

Last updated: March 5, 2015

**Budget Form 2B: Schedule of Licenses, Permits, Fines & Service Charges**  
DEPARTMENT: CONTROLLER (CON)

|                                                                          |      |
|--------------------------------------------------------------------------|------|
| Inflation Factor for FY 2015-16 Fee Auto Increase as per Code Section ** | 2.7% |
| Inflation Factor for FY 2016-17 Fee Auto Increase as per Code Section ** | 2.8% |

| Item | Fee Status | Description                                                   | Code Authorization | Unit Basis (e.g. per sq. ft.) | FY 2014-15 Fee | FY 2014-15 Units (Est.) | FY 2014-15 Revenue Budgeted | FY 2014-15 Cost Recovery (Est.) | FY 2015-16 Fee ** | FY 2015-16 Units (Est.) | FY 2015-16 Revenue Proposed | FY 2015-16 Cost Recovery (Est.) | FY 2016-17 Fee ** | FY 2016-17 Units (Est.) | FY 2016-17 Revenue Proposed | FY 2016-17 Cost Recovery (Est.) | Fiscal Year of Last Increase | Fee Prior to Last Increase |
|------|------------|---------------------------------------------------------------|--------------------|-------------------------------|----------------|-------------------------|-----------------------------|---------------------------------|-------------------|-------------------------|-----------------------------|---------------------------------|-------------------|-------------------------|-----------------------------|---------------------------------|------------------------------|----------------------------|
| 1    | C          | Special Assessment Fee                                        |                    |                               | \$ -           |                         | \$ 26,000.00                | 100%                            | \$ -              |                         | \$ 26,000.00                | 100%                            | \$ -              |                         | \$ 26,000.00                | 100%                            | Original Fee                 | \$ -                       |
| 2    | C          | SFUSD General Obligation Bond 201 x SERIES C, D & E Admin Fee |                    |                               | \$ -           |                         | \$ 12,500.00                | 100%                            | \$ -              |                         | \$ 12,500.00                | 100%                            | \$ -              |                         | \$ 12,500.00                | 100%                            | Original Fee                 | \$ -                       |

Fee Status: C - Continuing  
M - Modified  
N - New  
D - Discontinued

**Budget Form 2B: Schedule of Licenses, Permits, Fines & Service Charges**  
DEPARTMENT: DISTRICT ATTORNEY (DAT)

|                                                                          |      |
|--------------------------------------------------------------------------|------|
| Inflation Factor for FY 2015-16 Fee Auto Increase as per Code Section ** | 2.7% |
| Inflation Factor for FY 2016-17 Fee Auto Increase as per Code Section ** | 2.8% |

| Item | Fee Status | Description                                               | Code Authorization                                   | Unit Basis (e.g., per sq. ft.)                         | FY 2014-15 Fee | FY 2014-15 Units (Est.) | FY 2014-15 Revenue Budgeted | FY 2014-15 Cost Recovery (Est.) | FY 2015-16 Fee ** | FY 2015-16 Units (Est.) | FY 2015-16 Revenue Proposed | FY 2015-16 Cost Recovery (Est.) | FY 2016-17 Fee ** | FY 2016-17 Units (Est.) | FY 2016-17 Revenue Proposed | FY 2016-17 Cost Recovery (Est.) | Fiscal Year of Last Increase | Fee Prior to Last Increase |
|------|------------|-----------------------------------------------------------|------------------------------------------------------|--------------------------------------------------------|----------------|-------------------------|-----------------------------|---------------------------------|-------------------|-------------------------|-----------------------------|---------------------------------|-------------------|-------------------------|-----------------------------|---------------------------------|------------------------------|----------------------------|
| 1    | C          | First Offender Prostitution Fees                          | City Ordinance 482-02                                | Per Violation                                          | \$ 1,000       | 105                     | \$ 105,000                  |                                 | \$ 1,000          | 105                     | \$ 105,000                  |                                 | \$ 1,000          | 105                     | \$ 105,000                  |                                 | 2001-02                      | \$ 500.00                  |
| 2    | C          | Discovery-- Video Tape Duplication                        | City ordinance 172-03                                | Per Discovery                                          | \$ 38          | 150                     | \$ 5,700                    |                                 | \$ 38             | 150                     | \$ 5,700                    |                                 | \$ 38             | 150                     | \$ 5,700                    |                                 | 2002-03                      | \$ 10.00                   |
| 3    | C          | Discovery-- Audio Tape Duplication                        | City ordinance 172-03                                | Per Discovery                                          | \$ 9           | 2,000                   | \$ 18,000                   |                                 | \$ 9              | 2,000                   | \$ 18,000                   |                                 | \$ 9              | 2,000                   | \$ 18,000                   |                                 | 2002-03                      | \$ 5.00                    |
| 4    | C          | Discovery-- Data CD Duplication                           | City ordinance 172-03                                | Per Discovery                                          | \$ 15          | 700                     | \$ 10,500                   |                                 | \$ 15             | 700                     | \$ 10,500                   |                                 | \$ 15             | 700                     | \$ 10,500                   |                                 | 2002-03                      | \$ 10.00                   |
| 5    | C          | Discovery-- Supply Video or Audio Tape, CD                | City ordinance 172-03                                | Per Discovery                                          | \$ 5           | 150                     | \$ 750                      |                                 | \$ 5              | 150                     | \$ 750                      |                                 | \$ 5              | 150                     | \$ 750                      |                                 | 2002-03                      | \$ 5.00                    |
| 6    | C          | Discovery-- Document Duplication, First Page              | City ordinance 172-03                                | Per Discovery                                          | \$ 5           | 1,000                   | \$ 5,000                    |                                 | \$ 5              | 1,000                   | \$ 5,000                    |                                 | \$ 5              | 1,000                   | \$ 5,000                    |                                 | 2002-03                      | \$ 1.00                    |
| 7    | C          | Discovery-- Document Duplication, Pages beyond First Page | City ordinance 172-03                                | Per Discovery                                          | \$ 0.25        | 56,200                  | \$ 14,050                   |                                 | \$ 0              | 56,200                  | \$ 14,050                   |                                 | \$ 0              | 56,200                  | \$ 14,050                   |                                 | N/A                          | \$ -                       |
| 8    | C          | Bad Check Diversion                                       | Assembly Bill 2606/Section 1001.60 of the Penal Code | Per Bad Check Recovered                                | \$ 50          | 100                     | \$ 5,000                    |                                 | \$ 50             | 100                     | \$ 5,000                    |                                 | \$ 50             | 100                     | \$ 5,000                    |                                 | N/A                          | \$ -                       |
| 9    | C          | Community Court Fee                                       | City Ordinance 87-06                                 | Each Violation where client is 60% below poverty level | \$ 15          | 1,725                   | \$ 25,875                   |                                 | \$ 15             | 15                      | \$ 225                      |                                 | \$ 15             | 15                      | \$ 225                      |                                 | 2005-06                      | \$ -                       |
| 10   | C          | Community Court Fee                                       | City Ordinance 87-06                                 | Each Business Violation                                | \$ 20          | 3,300                   | \$ 66,000                   |                                 | \$ 20             | 20                      | \$ 400                      |                                 | \$ 20             | 20                      | \$ 400                      |                                 | 2005-06                      | \$ -                       |
| 11   | C          | Real Estate Recordation Fee                               | City Ordinance 070-10                                | Per Recorded Instrument                                | \$ 10          | 150,322                 | \$ 811,739                  |                                 | \$ 10             | 150,322                 | \$ 811,739                  |                                 | \$ 10             | 150,322                 | \$ 811,739                  |                                 | 2014-2015                    | \$ 3.00                    |

Fee Status: C - Continuing  
M - Modified  
N - New  
D - Discontinued

**Budget Form 2B: Schedule of Licenses, Permits, Fines & Service Charges**  
DEPARTMENT: ECONOMIC AND WORKFORCE DEVELOPMENT (ECN)

|                                                                          |      |
|--------------------------------------------------------------------------|------|
| Inflation Factor for FY 2015-16 Fee Auto Increase as per Code Section ** | 2.7% |
| Inflation Factor for FY 2016-17 Fee Auto Increase as per Code Section ** | 2.8% |

| Item | Fee Status | Description | Code Authorization | Unit Basis (e.g., per sq. ft.) | FY 2014-15 Fee | FY 2014-15 Units (Est.) | FY 2014-15 Revenue Budgeted | FY 2014-15 Cost Recovery (Est.) | FY 2015-16 Fee ** | FY 2015-16 Units (Est.) | FY 2015-16 Revenue Proposed | FY 2015-16 Cost Recovery (Est.) | FY 2016-17 Fee ** | FY 2016-17 Units (Est.) | FY 2016-17 Revenue Proposed | FY 2016-17 Cost Recovery (Est.) | Fiscal Year of Last Increase | Fee Prior to Last Increase |
|------|------------|-------------|--------------------|--------------------------------|----------------|-------------------------|-----------------------------|---------------------------------|-------------------|-------------------------|-----------------------------|---------------------------------|-------------------|-------------------------|-----------------------------|---------------------------------|------------------------------|----------------------------|
| 1    | C          | Fees        | Admin Sec. 57.5    |                                | 50/100/200/300 | 560                     | \$ 250,000.00               | 100%                            | 50/100/200/300    | 560                     | \$ 250,000.00               | 100%                            | 50/100/200/300    | 560                     | \$ 250,000.00               | 100%                            |                              | \$ -                       |

**Fee Status:** C - Continuing  
M - Modified  
N - New  
D - Discontinued



**Budget Form 2B: Schedule of Licenses, Permits, Fines & Service Charges**  
DEPARTMENT: ELECTIONS (REG)

|                                                                          |      |
|--------------------------------------------------------------------------|------|
| Inflation Factor for FY 2015-16 Fee Auto Increase as per Code Section ** | 2.7% |
| Inflation Factor for FY 2016-17 Fee Auto Increase as per Code Section ** | 2.8% |

| Item | Fee Status | Description                                                                 | Code Authorization    | Unit Basis (e.g., per sq. ft.) | FY 2014-15 Fee          | FY 2014-15 Units (Est.) | FY 2014-15 Revenue Budgeted | FY 2014-15 Cost Recovery (Est.) | FY 2015-16 Fee **       | FY 2015-16 Units (Est.) | FY 2015-16 Revenue Proposed | FY 2015-16 Cost Recovery (Est.) | FY 2016-17 Fee **       | FY 2016-17 Units (Est.) | FY 2016-17 Revenue Proposed | FY 2016-17 Cost Recovery (Est.) | Fiscal Year of Last Increase | Fee Prior to Last Increase |
|------|------------|-----------------------------------------------------------------------------|-----------------------|--------------------------------|-------------------------|-------------------------|-----------------------------|---------------------------------|-------------------------|-------------------------|-----------------------------|---------------------------------|-------------------------|-------------------------|-----------------------------|---------------------------------|------------------------------|----------------------------|
| 1    | C          | CANDIDATE FILING FEE - SCHOOL BOARD                                         | SF MEC § 810          | Per Candidate                  | \$500.00                | 5                       | \$ 2,500.00                 | 78%                             | \$ 500.00               |                         | \$ -                        | \$ 500.00                       | \$ 500.00               | 11                      | \$ 5,500.00                 | 100%                            |                              | \$ -                       |
| 2    | C          | CANDIDATE FILING FEE - COMMUNITY COLLEGE BOARD                              | SF MEC § 810          | Per Candidate                  | \$500.00                | 4                       | \$ 2,000.00                 | 239%                            | \$ 500.00               |                         | \$ -                        | \$ 500.00                       | \$ 500.00               | 8                       | \$ 4,000.00                 | 100%                            |                              | \$ -                       |
| 3    | C          | BOARD OF SUPERVISOR # 1                                                     | SF MEC § 810          | Per Candidate                  | \$500.00                |                         | \$ -                        |                                 | \$ 500.00               | 3                       | \$ 1,500.00                 | 100%                            | \$ 500.00               |                         | \$ -                        |                                 |                              | \$ -                       |
| 4    | C          | BOARD OF SUPERVISOR # 2                                                     | SF MEC § 810          | Per Candidate                  | \$500.00                | 2                       | \$ 1,000.00                 | 99%                             | \$ 500.00               |                         | \$ -                        | \$ 500.00                       | \$ 500.00               |                         | \$ -                        |                                 |                              | \$ -                       |
| 5    | C          | BOARD OF SUPERVISOR # 3                                                     | SF MEC § 810          | Per Candidate                  | \$500.00                |                         | \$ -                        |                                 | \$ 500.00               | 4                       | \$ 2,000.00                 | 100%                            | \$ 500.00               |                         | \$ -                        |                                 |                              | \$ -                       |
| 6    | C          | BOARD OF SUPERVISOR # 4                                                     | SF MEC § 810          | Per Candidate                  | \$500.00                | 2                       | \$ 1,000.00                 | 50%                             | \$ 500.00               |                         | \$ -                        | \$ 500.00                       | \$ 500.00               |                         | \$ -                        |                                 |                              | \$ -                       |
| 7    | C          | BOARD OF SUPERVISOR # 5                                                     | SF MEC § 810          | Per Candidate                  | \$500.00                |                         | \$ -                        |                                 | \$ 500.00               | 2                       | \$ 1,000.00                 | 100%                            | \$ 500.00               |                         | \$ -                        |                                 |                              | \$ -                       |
| 8    | C          | BOARD OF SUPERVISOR # 6                                                     | SF MEC § 810          | Per Candidate                  | \$500.00                | 4                       | \$ 2,000.00                 | 124%                            | \$ 500.00               |                         | \$ -                        | \$ 500.00                       | \$ 500.00               |                         | \$ -                        |                                 |                              | \$ -                       |
| 9    | C          | BOARD OF SUPERVISOR # 7                                                     | SF MEC § 810          | Per Candidate                  | \$500.00                |                         | \$ -                        |                                 | \$ 500.00               | 3                       | \$ 1,500.00                 | 100%                            | \$ 500.00               |                         | \$ -                        |                                 |                              | \$ -                       |
| 10   | C          | BOARD OF SUPERVISOR # 8                                                     | SF MEC § 810          | Per Candidate                  | \$500.00                | 2                       | \$ 1,000.00                 | 133%                            | \$ 500.00               |                         | \$ -                        | \$ 500.00                       | \$ 500.00               |                         | \$ -                        |                                 |                              | \$ -                       |
| 11   | C          | BOARD OF SUPERVISOR # 9                                                     | SF MEC § 810          | Per Candidate                  | \$500.00                |                         | \$ -                        |                                 | \$ 500.00               | 1                       | \$ 500.00                   | 100%                            | \$ 500.00               |                         | \$ -                        |                                 |                              | \$ -                       |
| 12   | C          | BOARD OF SUPERVISOR # 10                                                    | SF MEC § 810          | Per Candidate                  | \$500.00                | 4                       | \$ 2,000.00                 | 67%                             | \$ 500.00               |                         | \$ -                        | \$ 500.00                       | \$ 500.00               |                         | \$ -                        |                                 |                              | \$ -                       |
| 13   | C          | BOARD OF SUPERVISOR # 11                                                    | SF MEC § 810          | Per Candidate                  | \$500.00                |                         | \$ -                        |                                 | \$ 500.00               | 1                       | \$ 500.00                   | 100%                            | \$ 500.00               |                         | \$ -                        |                                 |                              | \$ -                       |
| 14   | C          | MAYOR                                                                       | SF MEC § 810          | Per Candidate                  | \$5,048.00              |                         | \$ -                        |                                 | \$ 5,706.00             |                         | \$ -                        | \$ 5,706.00                     | \$ 5,706.00             |                         | \$ -                        |                                 |                              | \$ -                       |
| 15   | C          | DISTRICT ATTORNEY                                                           | SF MEC § 810          | Per Candidate                  | \$4,352.00              |                         | \$ -                        |                                 | \$ 5,042.00             | 3                       | \$ 15,126.00                | 100%                            | \$ 5,042.00             |                         | \$ -                        |                                 |                              | \$ -                       |
| 16   | C          | SHERIFF                                                                     | SF MEC § 810          | Per Candidate                  | \$3,995.00              |                         | \$ -                        |                                 | \$ 4,370.00             | 3                       | \$ 13,110.00                | 100%                            | \$ 4,370.00             |                         | \$ -                        |                                 |                              | \$ -                       |
| 17   | C          | CITY ATTORNEY                                                               | SF MEC § 810          | Per Candidate                  | \$4,218.00              |                         | \$ -                        |                                 | \$ 4,692.00             | 1                       | \$ 4,692.00                 | 100%                            | \$ 4,692.00             |                         | \$ -                        |                                 |                              | \$ -                       |
| 18   | C          | TREASURER                                                                   | SF MEC § 810          | Per Candidate                  | \$3,246.00              |                         | \$ -                        |                                 | \$ 3,551.00             | 1                       | \$ 3,551.00                 | 100%                            | \$ 3,551.00             |                         | \$ -                        |                                 |                              | \$ -                       |
| 19   | C          | ASSESSOR-RECORDER                                                           | SF MEC § 810          | Per Candidate                  | \$3,330.00              | 1                       | \$ 3,330.00                 | 109%                            | \$ 3,643.50             |                         | \$ -                        | \$ 3,643.50                     | \$ 3,643.50             |                         | \$ -                        |                                 |                              | \$ -                       |
| 20   | C          | PUBLIC DEFENDER                                                             | SF MEC § 810          | Per Candidate                  | \$4,011.00              | 1                       | \$ 4,011.00                 | 114%                            | \$ 4,562.00             |                         | \$ -                        | \$ 4,562.00                     | \$ 4,562.00             |                         | \$ -                        |                                 |                              | \$ -                       |
| 21   | C          | SUPERIOR COURT JUDGES                                                       | CAEC § 8104 (b)       | Per Candidate                  | \$1,813.00              |                         | \$ -                        |                                 | \$ 1,813.00             | 3                       | \$ 5,439.00                 | 100%                            | \$ 1,813.00             |                         | \$ -                        |                                 |                              | \$ -                       |
| 22   | C          | SUPERIOR COURT JUDGES CANDIDATE STATEMENT                                   | CAEC § 13307 (c)      | Per Statement                  | \$2,245.00              |                         | \$ -                        |                                 | \$ 2,689.00             |                         | \$ -                        | \$ 2,689.00                     | \$ 2,689.00             |                         | \$ -                        |                                 |                              | \$ -                       |
| 23   | C          | STATE ASSEMBLY 17 CANDIDATE STATEMENT                                       | CAEC § 13307 (c)      | Per Statement                  | \$1,560.00              | 2                       | \$ 3,120.00                 | 100%                            | \$ 1,820.00             | 2                       | \$ 3,640.00                 | 100%                            | \$ 1,820.00             | 2                       | \$ 3,640.00                 | 100%                            |                              | \$ -                       |
| 24   | C          | STATE ASSEMBLY 19 CANDIDATE STATEMENT                                       | CAEC § 13307 (c)      | Per Statement                  | \$1,129.00              | 2                       | \$ 2,258.00                 | 100%                            | \$ 1,335.00             | 2                       | \$ 2,670.00                 | 100%                            | \$ 1,335.00             | 2                       | \$ 2,670.00                 | 100%                            |                              | \$ -                       |
| 25   | C          | STATE SENATE 11 CANDIDATE STATEMENT                                         | CAEC § 13307 (c)      | Per Statement                  | \$2,689.00              | 2                       | \$ 5,378.00                 |                                 | \$ 3,155.00             | 1                       | \$ 3,155.00                 | 100%                            | \$ 3,155.00             | 1                       | \$ 3,155.00                 | 100%                            |                              | \$ -                       |
| 26   | C          | CONGRESSIONAL 12 CANDIDATE STATEMENT                                        | CAEC § 13307 (c)      | Per Statement                  | \$2,393.00              | 2                       | \$ 4,786.00                 | 50%                             | \$ 2,791.00             | 5                       | \$ 13,955.00                | 100%                            | \$ 2,791.00             | 2                       | \$ 5,582.00                 | 100%                            |                              | \$ -                       |
| 27   | C          | CONGRESSIONAL 14 CANDIDATE STATEMENT                                        | CAEC § 13307 (c)      | Per Statement                  | \$296.00                | 2                       | \$ 592.00                   | 100%                            | \$ 364.00               | 1                       | \$ 364.00                   | 100%                            | \$ 364.00               | 1                       | \$ 364.00                   | 100%                            |                              | \$ -                       |
| 28   | C          | BART DISTRICT 7 CANDIDATE STATEMENT                                         | Resolution 4652       | Per Statement                  | \$750.00                |                         | \$ -                        |                                 | \$ 750.00               |                         | \$ -                        | \$ 750.00                       | \$ 750.00               | 2                       | \$ 1,500.00                 | 100%                            |                              | \$ -                       |
| 29   | C          | BART DISTRICT 8 CANDIDATE STATEMENT                                         | Resolution 4652       | Per Statement                  | \$750.00                |                         | \$ -                        |                                 | \$ 750.00               |                         | \$ -                        | \$ 750.00                       | \$ 750.00               |                         | \$ -                        |                                 |                              | \$ -                       |
| 30   | C          | BART DISTRICT 9 CANDIDATE STATEMENT                                         | Resolution 4652       | Per Statement                  | \$750.00                |                         | \$ -                        |                                 | \$ 750.00               |                         | \$ -                        | \$ 750.00                       | \$ 750.00               | 2                       | \$ 1,500.00                 | 100%                            |                              | \$ -                       |
| 31   | C          | PAID BALLOT ARGUMENTS                                                       | SF MEC § 830          | Per Argument                   | \$200 plus \$2 per word |                         | \$ 25,000.00                | 434%                            | \$200 plus \$2 per word |                         | \$ 50,000.00                | 100%                            | \$200 plus \$2 per word |                         | \$ 25,000.00                | 100%                            |                              | \$ -                       |
| 32   | C          | ORDINANCE SUBMISSION                                                        | SF MEC § 820          | Per Measure                    | \$200.00                | 2                       | \$ 400.00                   |                                 | \$ 200.00               | 1                       | \$ 200.00                   | 100%                            | \$ 200.00               | 2                       | \$ 400.00                   | 100%                            |                              | \$ -                       |
| 33   | C          | CHARTER AMENDMENT SUBMISSION                                                | SF MEC § 820          | Per Measure                    | \$200.00                | 1                       | \$ 200.00                   |                                 | \$ 200.00               | 3                       | \$ 600.00                   | 100%                            | \$ 200.00               | 3                       | \$ 600.00                   | 100%                            |                              | \$ -                       |
| 34   | C          | DECLARATION OF POLICY SUBMISSION                                            | SF MEC § 820          | Per Measure                    | \$200.00                | 2                       | \$ 400.00                   |                                 | \$ 200.00               | 1                       | \$ 200.00                   | 100%                            | \$ 200.00               | 1                       | \$ 200.00                   | 100%                            |                              | \$ -                       |
| 35   | C          | Cds Master Voter File/AV File/Voter File/Precinct Districts/GIS File        | n/a                   | Per File                       | \$0.75                  | 200                     | \$ 150.00                   |                                 | \$ 0.75                 | 150                     | \$ 112.50                   | 100%                            | \$ 0.75                 | 75                      | \$ 56.25                    | 100%                            |                              | \$ -                       |
| 36   | C          | CERTIFICATES OF REGISTRATION - propose to eliminate fee beginning FY2014-15 | n/a                   | Per Certificate                | \$3.00                  |                         | \$ -                        |                                 | \$ 3.00                 | 120                     | \$ 360.00                   | 100%                            | \$ 3.00                 | 120                     | \$ 360.00                   | 100%                            |                              | \$ -                       |
| 37   | C          | Maps - CCSF Supervisorial Districts/precincts                               | n/a                   | Per Map                        | \$5.00                  | 350                     | \$ 1,750.00                 |                                 | \$ 5.00                 | 100                     | \$ 500.00                   | 100%                            | \$ 5.00                 | 100                     | \$ 500.00                   | 100%                            |                              | \$ -                       |
| 38   | C          | Document copies                                                             | SF Admin Code § 67.28 | Per Copy                       | \$0.10                  | 1000                    | \$ 100.00                   |                                 | \$ 0.10                 | 300                     | \$ 30.00                    | 100%                            | \$ 0.10                 | 300                     | \$ 30.00                    | 100%                            |                              | \$ -                       |
| 39   | C          | DISTRICT REIMBURSEMENT                                                      | CAEC 10002 & 10520    | Per Fiscal Year                | \$650,000.00            | 1                       | \$ 650,000.00               | 139%                            | \$ -                    |                         | \$ -                        | \$ 650,000.00                   | \$ 650,000.00           | 1                       | \$ 650,000.00               | 100%                            |                              | \$ -                       |

Fee Status: C - Continuing  
M - Modified  
N - New  
D - Discontinued

**Budget Form 2B: Schedule of Licenses, Permits, Fines & Service Charges**  
**DEPARTMENT: EMERGENCY MANAGEMENT (ECD)**

|                                                                          |      |
|--------------------------------------------------------------------------|------|
| Inflation Factor for FY 2015-16 Fee Auto Increase as per Code Section ** | 2.7% |
| Inflation Factor for FY 2016-17 Fee Auto Increase as per Code Section ** | 2.8% |

| Item | Fee Status | Description                               | Code Authorization         | Unit Basis (e.g., per sq. ft./) | FY 2014-15 Fee | FY 2014-15 Units (Est.) | FY 2014-15 Revenue Budgeted | FY 2014-15 Cost Recovery (Est.) | FY 2015-16 Fee ** | FY 2015-16 Units (Est.) | FY 2015-16 Revenue Proposed | FY 2015-16 Cost Recovery (Est.) | FY 2016-17 Fee ** | FY 2016-17 Units (Est.) | FY 2016-17 Revenue Proposed | FY 2016-17 Cost Recovery (Est.) | Fiscal Year of Last Increase | Fee Prior to Last Increase |
|------|------------|-------------------------------------------|----------------------------|---------------------------------|----------------|-------------------------|-----------------------------|---------------------------------|-------------------|-------------------------|-----------------------------|---------------------------------|-------------------|-------------------------|-----------------------------|---------------------------------|------------------------------|----------------------------|
| 1    | C          | Audio recording Duplication               | Govt. Code Section 6253(b) | Each Record Request             | \$ 35.00       | 62.00                   | \$ 2,170.00                 | 100%                            | \$ 35.00          | 62.00                   | \$ 2,170.00                 | 100%                            | \$ 35.00          | 62.00                   | \$ 2,170.00                 | 100%                            | n/a                          | n/a                        |
| 2    | C          | EMT Certificate/ Accreditation            | SF BusTax, Sec 249.8       | Each Biannual Certificate       | \$ 70.00       | 1,017.00                | \$ 71,190.00                | 100%                            | \$ 73.00          | 660.00                  | \$ 48,180.00                | 100%                            | \$ 73.00          | 1,125.00                | \$ 82,125.00                | 100%                            | n/a                          | n/a                        |
| 3    | C          | Ambulance Permit                          | SF BusTax, Sec 249.8       | Each Annual Permit              | \$ 1,600.00    | 130.00                  | \$208,000.00                | 100%                            | \$ 1,643.00       | 130.00                  | \$ 213,590.00               | 100%                            | \$ 1,643.00       | 130.00                  | \$ 213,590.00               | 100%                            | n/a                          | n/a                        |
| 4    | C          | Ambulance Certification Operations        | SF BusTax, Sec 249.8       | Each COP Renewal                | \$ 5,000.00    | 6.00                    | \$ 30,000.00                | 100%                            | \$ 5,134.00       | 6.00                    | \$ 30,804.00                | 100%                            | \$ 5,134.00       | 6.00                    | \$ 30,804.00                | 100%                            | n/a                          | n/a                        |
| 5    | C          | EMS Training Program/Continuing Education | SF BusTax, Sec 249.8       | EMS Training Program Renewal    | \$ 360.00      |                         |                             | n/a                             | \$ 370.00         | 4.00                    | \$ 1,480.00                 | 100%                            | \$ 370.00         | 1.00                    | \$ 370.00                   | 100%                            | n/a                          | n/a                        |
| 6    | C          | Annual Receiving Hospital                 | SF BusTax, Sec 249.8       | Each Site                       | \$10,719.00    | 10.00                   | \$107,190.00                | 100%                            | \$11,005.00       | 11.00                   | \$ 121,055.00               | 100%                            | \$ 11,005.00      | 11.00                   | \$ 121,055.00               | 100%                            | n/a                          | n/a                        |
| 7    | C          | STEMI Heart Attack Center                 | SF BusTax, Sec 249.8       | Each Site                       | \$13,310.00    | 5.00                    | \$ 66,550.00                | 100%                            | \$13,665.00       | 5.00                    | \$ 68,325.00                | 100%                            | \$ 13,665.00      | 5.00                    | \$ 68,325.00                | 100%                            | n/a                          | n/a                        |

**Fee Status:** C - Continuing  
M - Modified  
N - New  
D - Discontinued

**Budget Form 2B: Schedule of Licenses, Permits, Fines & Service Charges**  
DEPARTMENT: ETHICS COMMISSION (ETH)

|                                                                          |      |
|--------------------------------------------------------------------------|------|
| Inflation Factor for FY 2015-16 Fee Auto Increase as per Code Section ** | 2.7% |
| Inflation Factor for FY 2016-17 Fee Auto Increase as per Code Section ** | 2.8% |

| Item | Fee Status | Description                           | Code Authorization                                                                 | Unit Basis (e.g., per sq. ft.)                                                       | FY 2014-15 Fee | FY 2014-15 Units (Est.) | FY 2014-15 Revenue Budgeted | FY 2014-15 Cost Recovery (Est.) | FY 2015-16 Fee ** | FY 2015-16 Units (Est.) | FY 2015-16 Revenue Proposed | FY 2015-16 Cost Recovery (Est.) | FY 2016-17 Fee ** | FY 2016-17 Units (Est.) | FY 2016-17 Revenue Proposed | FY 2016-17 Cost Recovery (Est.) | Fiscal Year of Last Increase | Fee Prior to Last Increase                                                                                                                                                                                                                                                      |
|------|------------|---------------------------------------|------------------------------------------------------------------------------------|--------------------------------------------------------------------------------------|----------------|-------------------------|-----------------------------|---------------------------------|-------------------|-------------------------|-----------------------------|---------------------------------|-------------------|-------------------------|-----------------------------|---------------------------------|------------------------------|---------------------------------------------------------------------------------------------------------------------------------------------------------------------------------------------------------------------------------------------------------------------------------|
| 1    | C          | Lobbyist Registration Fees            | San Francisco Campaign and Governmental Conduct Code (S.F. C&GC Code) Sec. 2.110 € | \$500 / lobbyist                                                                     | 37,000         | 60                      | 37,000                      | n/a                             | \$ 37,000.00      | 60                      | \$ 37,000.00                | n/a                             | \$ 37,000.00      | 60                      | \$ 37,000.00                | n/a                             | FY14-15                      | \$500 per registration.                                                                                                                                                                                                                                                         |
| 2    | C          | Campaign Consultant Registration Fees | S.F. C&GC Code Sec. 1.515                                                          | Registration fee of \$50, \$200, or \$400 plus \$50 per client fee.                  | 5,000          | 33                      | 5,000                       | n/a                             | \$ 5,000.00       | 33                      | \$ 5,000.00                 | n/a                             | \$ 5,000.00       | 33                      | \$ 5,000.00                 | n/a                             | FY14-15                      | On 7/23/13 a change was made to the campaign consultant coversheet. Filers were informed that those who received less than \$1,000 per year did not owe any registration fees. Previously, all filers had been paying at least \$50, even those who were not required to do so. |
| 3    | C          | Campaign Disclosure Fines             | S.F. C&GC Code 1.106 and 1.170 (d)                                                 | Late fees of \$10 per day for paper filings and \$25 per day for electronic filings. | 23,000         | 30                      | 23,000                      | n/a                             | \$ 23,000.00      | 30                      | \$ 23,000.00                | n/a                             | \$ 23,000.00      | 30                      | \$ 23,000.00                | n/a                             | FY14-15                      | \$ -                                                                                                                                                                                                                                                                            |
| 4    | C          | Lobbyist Fines                        | S.F. C&GC Code Sec. 2.145                                                          | Late fees of \$50 per day.                                                           | 1,000          | n/a                     | 1,000                       | n/a                             | \$ 1,000.00       | n/a                     | \$ 1,000.00                 | n/a                             | \$ 1,000.00       | n/a                     | \$ 1,000.00                 | n/a                             |                              | \$ -                                                                                                                                                                                                                                                                            |
| 5    | C          | Campaign Consultant Fines             | S.F. C&GC Code Sec. 1.525 (a)                                                      | Late fees of \$50 per day.                                                           | 1,000          | n/a                     | 1,000                       | n/a                             | \$ 1,000.00       | n/a                     | \$ 1,000.00                 | n/a                             | \$ 1,000.00       | n/a                     | \$ 1,000.00                 | n/a                             |                              | \$ -                                                                                                                                                                                                                                                                            |
| 6    | C          | Economic Interest Fines               | California Government Code Section 91013                                           | Late fees of \$10 per day up to \$100.                                               | 1,000          | n/a                     | 1,000                       | n/a                             | \$ 1,000.00       | n/a                     | \$ 1,000.00                 | n/a                             | \$ 1,000.00       | n/a                     | \$ 1,000.00                 | n/a                             |                              | \$ -                                                                                                                                                                                                                                                                            |
| 7    | C          | Other Ethics Fines                    | N/A                                                                                | N/A                                                                                  | 1,000          | n/a                     | 1,000                       | n/a                             | \$ 1,000.00       | n/a                     | \$ 1,000.00                 | n/a                             | \$ 1,000.00       | n/a                     | \$ 1,000.00                 | n/a                             |                              | \$ -                                                                                                                                                                                                                                                                            |
| 8    | C          | Other General Government Charges      | N/A                                                                                | N/A                                                                                  | 1,000          | n/a                     | 1,000                       | n/a                             | \$ 1,000.00       | n/a                     | \$ 1,000.00                 | n/a                             | \$ 1,000.00       | n/a                     | \$ 1,000.00                 | n/a                             |                              | \$ -                                                                                                                                                                                                                                                                            |

Fee Status: C - Continuing  
M - Modified  
N - New  
D - Discontinued

**Budget Form 2B: Schedule of Licenses, Permits, Fines & Service Charges**  
DEPARTMENT: FINE ARTS MUSEUMS (FAM)

|                                                                          |      |
|--------------------------------------------------------------------------|------|
| Inflation Factor for FY 2015-16 Fee Auto Increase as per Code Section ** | 2.7% |
| Inflation Factor for FY 2016-17 Fee Auto Increase as per Code Section ** | 2.8% |

| Item | Fee Status | Description | Code Authorization | Unit Basis (e.g., per sq. ft.) | FY 2014-15 Fee | FY 2014-15 Units (Est.) | FY 2014-15 Revenue Budgeted | FY 2014-15 Cost Recovery (Est.) | FY 2015-16 Fee ** | FY 2015-16 Units (Est.) | FY 2015-16 Revenue Proposed | FY 2015-16 Cost Recovery (Est.) | FY 2016-17 Fee ** | FY 2016-17 Units (Est.) | FY 2016-17 Revenue Proposed | FY 2016-17 Cost Recovery (Est.) | Fiscal Year of Last Increase | Fee Prior to Last Increase |
|------|------------|-------------|--------------------|--------------------------------|----------------|-------------------------|-----------------------------|---------------------------------|-------------------|-------------------------|-----------------------------|---------------------------------|-------------------|-------------------------|-----------------------------|---------------------------------|------------------------------|----------------------------|
| 1    |            |             | Admin Code 10.117  |                                | \$ -           |                         | \$ -                        |                                 | \$ -              |                         | \$ -                        |                                 | \$ -              |                         | \$ -                        |                                 |                              | \$ -                       |
| 2    | C          | Members     |                    |                                | Free           |                         | \$ -                        |                                 | Free              |                         | \$ -                        |                                 | Free              |                         | \$ -                        |                                 |                              | \$ -                       |
| 3    | C          | to Age 12   |                    |                                | Free           |                         | \$ -                        |                                 | Free              |                         | \$ -                        |                                 | Free              |                         | \$ -                        |                                 |                              | \$ -                       |
| 4    | C          | Age 13-67   |                    |                                | \$ 6.00        |                         | \$ -                        |                                 | \$ 6.00           |                         | \$ -                        |                                 | \$ 6.00           |                         | \$ -                        |                                 | FY05-06                      | \$ -                       |
| 5    | C          | Age 18-64   |                    |                                | \$ 10.00       |                         | \$ -                        |                                 | \$ 10.00          |                         | \$ -                        |                                 | \$ 10.00          |                         | \$ -                        |                                 | FY05-06                      | \$ -                       |
| 6    | C          | Over        |                    |                                | \$ 7.00        |                         | \$ -                        |                                 | \$ 7.00           |                         | \$ -                        |                                 | \$ 7.00           |                         | \$ -                        |                                 | FY05-06                      | \$ -                       |
| 7    |            |             |                    |                                | \$ -           |                         | \$ 2,858,838                |                                 | \$ -              |                         | \$ 2,303,805                |                                 | \$ -              |                         | \$ 2,303,805                |                                 |                              | \$ -                       |

Fee Status: C - Continuing  
M - Modified  
N - New  
D - Discontinued

Budget Form 2B: Schedule of Licenses, Permits, Fines & Service Charges

DEPARTMENT: FIRE DEPARTMENT (FIR)

|                                                                          |      |
|--------------------------------------------------------------------------|------|
| Inflation Factor for FY 2015-16 Fee Auto Increase as per Code Section ** | 2.7% |
| Inflation Factor for FY 2016-17 Fee Auto Increase as per Code Section ** | 2.8% |

| Item | Fee Status | Description                     | Code Authorization    | FY 2014-15 Fee  | FY 2014-15 Units (Est.) | FY 2014-15 Revenue Budgeted | FY 2014-15 Cost Recovery (Est.) | FY 2015-16 Fee ** | FY 2015-16 Units (Est.) | FY 2015-16 Revenue Proposed | FY 2015-16 Cost Recovery (Est.) | Unit Basis (eg. per sq ft) | FY 2016-17 Units (Est.) | FY 2016-17 Revenue Proposed | FY 2016-17 Cost Recovery (Est.) | Unit Basis (eg. per sq ft) | Fiscal Year of Last Increase | Fee Prior to Last Increase |
|------|------------|---------------------------------|-----------------------|-----------------|-------------------------|-----------------------------|---------------------------------|-------------------|-------------------------|-----------------------------|---------------------------------|----------------------------|-------------------------|-----------------------------|---------------------------------|----------------------------|------------------------------|----------------------------|
| 1    | M          | Pre-Application Plan Review Fee | SFFC 113.6            | \$ 230.00       | 385                     | \$ 88,550                   | 99%                             | \$ 250            | 565                     | \$ 141,250                  | 99%                             | Per Request of Client      | 565                     | \$ 141,250                  | 98%                             | Per Request of Client      | 2014                         | \$ 220.00                  |
| 2    | M          | Fire Water Flow Request Fee     | SFFC 113.12           | \$115/\$230     | 550                     | \$ 88,550                   | 99%                             | \$125/\$250       | 800                     | \$ 146,875                  | 99%                             | Per Request of Client      | 800                     | \$ 146,875                  | 98%                             | Per Request of Client      | 2014                         | \$115/\$220                |
| 3    | M          | Fire Prevention Plan Check Fee  | SFFC 113.4            | See Fee Sched.  | 8,000                   | \$ 5,160,000                | 100%                            | See Schedule      | 10,700                  | \$ 6,099,000                | 100%                            | Per plan reviewed          | 10,700                  | \$ 6,099,000                | 99%                             | Per plan reviewed          | 2013                         | See Fee Sched.             |
| 4    | M          | Fire Inspection Fee             | SFFC 113.5            | \$ 115.00       | 12,200                  | \$ 1,650,250                | 100%                            | \$ 125            | 14,000                  | \$ 1,750,000                | 96%                             | Per Request of Client      | 14,000                  | \$ 1,750,000                | 95%                             | Per Request of Client      | 2014                         | \$ 110.00                  |
| 5    | M          | High Rise Fire Inspection Fee   | SFFC 113.8            | \$ 12.00        | 140,000                 | \$ 1,662,000                | 100%                            | \$ 13             | 140,000                 | \$ 1,820,000                | 100%                            | Per 1,000 sq ft            | 140,000                 | \$ 1,820,000                | 99%                             | Per 1,000 sq ft            | 2010                         | \$ 11.00                   |
| 6    | M          | Tax Collection Renewal Fee      | Business and Tax Code | \$ 330.00       | 4,150                   | \$ 1,551,000                | 99%                             | \$ 350            | 4,300                   | \$ 1,796,000                | 100%                            | Per location               | 4,300                   | \$ 1,796,000                | 99%                             | Per location               | 2010                         | \$ 270.00                  |
| 7    | M          | Original Permit/License Fee     | SFFC 113.2            | \$ 330.00       | 2,400                   | \$ 871,250                  | 99%                             | \$ 350            | 2,800                   | \$ 1,050,000                | 100%                            | Per inspection             | 2,800                   | \$ 1,050,000                | 99%                             | Per inspection             | 2010                         | \$ 270.00                  |
| 8    | M          | Fire Code Violation Reinspector | SFFC 113.7            | \$ 230.00       | 245                     | \$ 55,200                   | 100%                            | \$ 250            | 120                     | \$ 30,000                   | 97%                             | Per inspection             | 120                     | \$ 30,000                   | 96%                             | Per inspection             | 2014                         | \$ 220.00                  |
| 9    | M          | Referral Inspection Fee         | SFFC 113.9            | \$ 115.00       | 1,200                   | \$ 138,000                  | 98%                             | \$ 125            | 1,475                   | \$ 184,375                  | 100%                            | Per inspection             | 1,475                   | \$ 184,375                  | 99%                             | Per inspection             | 2014                         | \$ 110.00                  |
| 10   | C          | Overtime Service Fees           | SFFC 113.10           | \$ 133.00       | 8,884                   | \$ 1,250,000                | 100%                            | \$ 133            | 10176                   | \$ 1,350,000                | 100%                            | Per hour                   | 10176                   | \$ 1,350,000                | 100%                            | Per hour                   | 2010                         | \$ 128.00                  |
| 11   | M          | Residential Inspection Program  | SFFC 113.14           | \$ 157.00       | 3,637                   | \$ 571,009                  | 100%                            | \$ 172            | 3637                    | \$ 627,041                  | 100%                            | Per inspection             | 3637                    | \$ -                        | 100%                            | Per inspection             | 2009                         | \$ 146.00                  |
| 12   | C          | Residential Key Access Program  | SFFC 506.2.1          | \$ 230.00       | -                       | \$ -                        | N/A                             | \$ 250            | 0                       | \$ -                        | N/A                             | Per subscriber             | 0                       | \$ -                        | N/A                             | Per request                | N/A                          | N/A                        |
| 13   | C          | Misc Subpoenas & Fire Reports   | ADMIN CODE            | \$4-\$12, \$150 | 520-650                 | \$ 15,000                   | N/A                             | \$4-\$12, \$150   | 520-650                 | \$ 15,000                   | N/A                             | Per document               | -                       | \$ 15,000                   | N/A                             | Per document               |                              | \$ -                       |
| 14   | C          | Vehicle Incident Insurance Fee  | SFFC 113.16           | \$249/\$498     | 3,144                   | \$ 326,000                  | N/A                             | \$249/\$498       | 3144                    | \$ 326,000                  | N/A                             | Per incident, tiered fee   | 3144                    | \$ 326,000                  | N/A                             | Per incident, tiered fee   |                              | \$ -                       |
| 15   | C          | False Alarm Response Fee        | SFFC 113.13           | \$250/\$500     | 630                     | \$ 220,500                  | N/A                             | \$250/\$500       | 630                     | \$ 220,500                  | N/A                             | Per incident, tiered fee   | 630                     | \$ 220,500                  | N/A                             | Per incident, tiered fee   | N/A                          | N/A                        |
| 16   | C          | Medical Cannabis Dispensary Fee | ADMIN CODE            | \$ 110.00       | 8                       | \$ 880                      | N/A                             | \$ 110            | 8                       | \$ 880                      | N/A                             | Per inspection             | 8                       | \$ 880                      | N/A                             | Per inspection             | N/A                          | N/A                        |
| 17   | C          | Ambulance Services              | HC 128.1              | \$416/\$1,869   | -                       | \$ 30,532,333               | N/A                             | \$416/\$1,869     | -                       | \$ 23,867,109               |                                 | Per type of service        | -                       | \$ 24,269,109               |                                 | Per type of service        |                              | \$ -                       |
| 18   | C          | Medical Records Fees            | CA Evidence 1560-1567 | \$ 15.00        | 1,000                   | \$ 15,000                   | N/A                             | \$ 15             | 1,000                   | \$ 15,000                   | N/A                             | Per Request of Client      | 1,000                   | \$ 15,000                   |                                 | Per Request of Client      |                              | \$ -                       |

Fee Status: C - Continuing  
M - Modified  
N - New

**Budget Form 2B: Schedule of Licenses, Permits, Fines & Service Charges**  
**DEPARTMENT: GENERAL SERVICES AGENCY - CITY ADMINISTRATOR (ADM)**

|                                                                          |      |
|--------------------------------------------------------------------------|------|
| Inflation Factor for FY 2015-16 Fee Auto Increase as per Code Section ** | 2.7% |
| Inflation Factor for FY 2016-17 Fee Auto Increase as per Code Section ** | 2.8% |

**MODIFIED AND NEW FEES**

| Item | Fee Status | Description                                                  | Code Authorization               | Unit Basis (e.g., per sq. ft.)                          | FY 2014-15 Fee NOT Rounded | FY 2014-15 Actual Fee ROUNDED | FY 2014-15 Units (Est.) | FY 2014-15 Revenue Budgeted | FY 2014-15 Cost Recovery (Est.) | FY 2015-16 Fee ** | FY 2015-16 Actual Fee ROUNDED | FY 2015-16 Units (Est.) | FY 2015-16 Revenue Proposed | FY 2015-16 Cost Recovery (Est.) | FY 2016-17 Fee ** | FY 2016-17 Actual Fee ROUNDED | FY 2016-17 Units (Est.) | FY 2016-17 Revenue Proposed | FY 2016-17 Cost Recovery (Est.) | Fiscal Year of Last Increase | Fee Prior to Last Increase |
|------|------------|--------------------------------------------------------------|----------------------------------|---------------------------------------------------------|----------------------------|-------------------------------|-------------------------|-----------------------------|---------------------------------|-------------------|-------------------------------|-------------------------|-----------------------------|---------------------------------|-------------------|-------------------------------|-------------------------|-----------------------------|---------------------------------|------------------------------|----------------------------|
| 1    | N          | Penalties for Family Friendly Workplace Ordinance Violations | Administrative Code 12Z.10(a)(2) | Penalty per worker                                      | -                          | -                             | -                       | -                           | N/A                             | 50.00             | 50.00                         | -                       | -                           | N/A                             | 50.00             | 50.00                         | -                       | -                           | N/A                             | N/A                          | N/A                        |
| 2    | N          | Penalties for Fair Chance Ordinance Violations               | Police Code Sec 4909(a)(1)       | Penalty per violation beginning on the second violation | -                          | -                             | -                       | -                           | N/A                             | 50.00             | 50.00                         | 5                       | 250.00                      | N/A                             | 50.00             | 50.00                         | 3                       | 150.00                      | N/A                             | N/A                          | N/A                        |

**CONTINUING FEES**

| Item                     | Fee Status | Description                                                                                             | Code Authorization                                                        | Unit Basis (e.g., per sq. ft.) | FY 2014-15 Fee NOT Rounded | FY 2014-15 Actual Fee ROUNDED | FY 2014-15 Units (Est.) | FY 2014-15 Revenue Budgeted | FY 2014-15 Cost Recovery (Est.) | FY 2015-16 Fee ** NOT Rounded | FY 2015-16 Actual Fee ROUNDED | FY 2015-16 Units (Est.) | FY 2015-16 Revenue Proposed | FY 2015-16 Cost Recovery (Est.) | FY 2016-17 Fee ** NOT Rounded | FY 2016-17 Actual Fee ROUNDED | FY 2016-17 Units (Est.) | FY 2016-17 Revenue Proposed | FY 2016-17 Cost Recovery (Est.) | Fiscal Year of Last Increase | Fee Prior to Last Increase |
|--------------------------|------------|---------------------------------------------------------------------------------------------------------|---------------------------------------------------------------------------|--------------------------------|----------------------------|-------------------------------|-------------------------|-----------------------------|---------------------------------|-------------------------------|-------------------------------|-------------------------|-----------------------------|---------------------------------|-------------------------------|-------------------------------|-------------------------|-----------------------------|---------------------------------|------------------------------|----------------------------|
| <b>County Clerk Fees</b> |            |                                                                                                         |                                                                           |                                |                            |                               |                         |                             |                                 |                               |                               |                         |                             |                                 |                               |                               |                         |                             |                                 |                              |                            |
| 1                        | C          | Public marriage license                                                                                 | Administrative Code Chapter 8 Sec 8.33.1                                  | Per License                    | 63.34                      | 63.00                         | 9,360                   | 589,680                     | <100%                           | 65.03                         | 65.00                         | 9,360                   | 608,692                     | <100%                           | 66.82                         | 67.00                         | 9,360                   | 625,431                     | <100%                           | 2004                         | \$ 50.00                   |
| 2                        | C          | Statutory Surcharge (1)                                                                                 | Gov Code 26840, Health & Safety 100435, Welfare & Institutions Code 18305 | Per License                    | 40.00                      | 40.00                         | 9,360                   | 374,400                     | <100%                           | 40.00                         | 40.00                         | 9,360                   | 374,400                     | <100%                           | 40.00                         | 40.00                         | 9,360                   | 374,400                     | <100%                           | 2004                         |                            |
| 3                        | C          | <i>Public Marriage License Subtotal</i>                                                                 |                                                                           |                                | 103.34                     | 103.00                        |                         |                             | <100%                           | 105.03                        | 105.00                        |                         |                             | <100%                           | 106.82                        | 107.00                        |                         |                             | <100%                           |                              |                            |
| 4                        | C          | Confidential marriage license                                                                           | Administrative Code Chapter 8 Sec 8.33.1                                  | Per License                    | 63.34                      | 63.00                         | 2,550                   | 160,650                     | <100%                           | 65.03                         | 65.00                         | 2,550                   | 165,830                     | <100%                           | 66.82                         | 67.00                         | 2,550                   | 170,390                     | <100%                           | 2004                         | \$ 50.00                   |
| 5                        | C          | Statutory Surcharge (1)                                                                                 | Gov Code 26840, Health & Safety 100435, Welfare & Institutions Code 18305 | Per License                    | 42.00                      | 42.00                         | 2,550                   | 107,100                     | <100%                           | 42.00                         | 42.00                         | 2,550                   | 107,100                     | <100%                           | 42.00                         | 42.00                         | 2,550                   | 107,100                     | <100%                           | 2004                         |                            |
| 6                        | C          | <i>Confidential Marriage License Subtotal (2)</i>                                                       |                                                                           |                                | 105.34                     | 105.00                        |                         |                             | <100%                           | 107.03                        | 107.00                        |                         |                             | <100%                           | 108.82                        | 109.00                        |                         |                             | <100%                           |                              |                            |
| 7                        | C          | Domestic Partnership Filing                                                                             | Administrative Code Chapter 62 Sec 62.8                                   | Per filing                     | 50.67                      | 51.00                         | 625                     | 31,875                      | <100%                           | 52.02                         | 52.00                         | 625                     | 32,514                      | <100%                           | 53.45                         | 53.00                         | 625                     | 33,408                      | <100%                           | 2004                         | \$ 40.00                   |
| 8                        | C          | Filing of Amendment to Declaration of Domestic Partnership (not in fee schedule)                        | Administrative Code Chapter 62 Sec 62.8                                   | Per filing                     | 50.67                      | 51.00                         | -                       | -                           | <100%                           | 52.02                         | 52.00                         | -                       | -                           | <100%                           | 53.45                         | 53.00                         | -                       | -                           | <100%                           | 2004                         | \$ 40.00                   |
| 9                        | C          | Duplicate copy of marriage license                                                                      | Administrative Code Chapter 8 Sec 8.33.1                                  | Per copy                       | 20.27                      | 20.00                         | 325                     | 6,500                       | <100%                           | 20.81                         | 21.00                         | 325                     | 6,764                       | <100%                           | 21.38                         | 21.00                         | 325                     | 6,950                       | <100%                           | 2004                         | \$ 16.00                   |
| 10                       | C          | Amendment to marriage license                                                                           | Administrative Code Chapter 8 Sec 8.33.1                                  | Per amendment                  | 25.34                      | 25.00                         | 55                      | 1,375                       | <100%                           | 26.02                         | 26.00                         | 55                      | 1,431                       | <100%                           | 26.73                         | 27.00                         | 55                      | 1,470                       | <100%                           | 2004                         | \$ 20.00                   |
| 11                       | C          | Souvenir marriage certificate                                                                           | Administrative Code Chapter 8 Sec 8.33.1                                  | Per certificate                | 6.33                       | 6.00                          | 300                     | 1,800                       | <100%                           | 6.50                          | 6.00                          | 300                     | 1,950                       | <100%                           | 6.66                          | 7.00                          | 300                     | 2,003                       | <100%                           | 2004                         | \$ 5.00                    |
| 12                       | C          | Performance of marriage/domestic partnership ceremony in City Hall - regular business hours             | Administrative Code Chapter 8 Sec 8.33.1 Chapter 62 Sec 62.9(a)           | Per ceremony                   | 76.01                      | 76.00                         | 6,500                   | 494,000                     | <100%                           | 78.04                         | 78.00                         | 6,500                   | 507,257                     | <100%                           | 80.19                         | 80.00                         | 6,500                   | 521,208                     | <100%                           | 2004                         | \$ 60.00                   |
| 13                       | C          | Performance of marriage/domestic partnership ceremony in City Hall - weekends or holidays (3)           | Administrative Code Chapter 8 Sec 8.33.1 Chapter 62 Sec 62.9(a)           | Per ceremony                   | 126.68                     | 127.00                        | 40                      | 5,080                       | <100%                           | 130.06                        | 130.00                        | 40                      | 5,202                       | <100%                           | 133.64                        | 134.00                        | 40                      | 5,346                       | <100%                           | 2004                         | \$ 100.00                  |
| 14                       | C          | Issuance of authority to perform ceremony and oath                                                      | Administrative Code Chapter 8 Sec 8.33.1                                  | Per authority                  | 126.68                     | 127.00                        | 350                     | 44,450                      | <100%                           | 130.06                        | 130.00                        | 350                     | 45,522                      | <100%                           | 133.64                        | 134.00                        | 350                     | 46,774                      | <100%                           | 2004                         | \$ 100.00                  |
| 15                       | C          | Filing fictitious business name statement                                                               | Administrative Code Chapter 8 Sec 8.33.1                                  | Per statement                  | 46.67                      | 47.00                         | 7,700                   | 361,900                     | <100%                           | 48.12                         | 48.00                         | 7,700                   | 370,535                     | <100%                           | 49.44                         | 49.00                         | 7,700                   | 380,725                     | <100%                           | 2004                         | \$ 37.00                   |
| 16                       | C          | Additional name or registrant on same statement                                                         | Administrative Code Chapter 8 Sec 8.33.1                                  | Per name                       | 11.40                      | 11.00                         | 1,700                   | 18,700                      | <100%                           | 11.70                         | 12.00                         | 1,700                   | 19,897                      | <100%                           | 12.03                         | 12.00                         | 1,700                   | 20,445                      | <100%                           | 2004                         | \$ 9.00                    |
| 17                       | C          | Filing affidavit of publication                                                                         | Administrative Code Chapter 8 Sec 8.33.1                                  | Per filing                     | 7.60                       | 8.00                          | 4,800                   | 38,400                      | <100%                           | 7.80                          | 8.00                          | 4,800                   | 37,454                      | <100%                           | 8.02                          | 8.00                          | 4,800                   | 38,484                      | <100%                           | 2004                         | \$ 6.00                    |
| 18                       | C          | Withdrawing partner or abandoning fictitious business statement                                         | Administrative Code Chapter 8 Sec 8.33.1                                  | Per modification               | 38.00                      | 38.00                         | 390                     | 14,820                      | <100%                           | 39.01                         | 39.00                         | 390                     | 15,216                      | <100%                           | 40.09                         | 40.00                         | 390                     | 15,634                      | <100%                           | 2004                         | \$ 30.00                   |
| 19                       | C          | Administration of oath and filing notary public bond (4)                                                | Administrative Code Chapter 8 Sec 8.33.1                                  | Per transaction                | 38.00                      | 38.00                         | 1,350                   | 51,300                      | <100%                           | 39.01                         | 39.00                         | 1,350                   | 52,670                      | <100%                           | 40.09                         | 40.00                         | 1,350                   | 54,118                      | <100%                           | 2004                         | \$ 30.00                   |
| 20                       | C          | Statutory Fee for Recording Bond                                                                        |                                                                           |                                | 6.00                       | 6.00                          |                         |                             | <100%                           | 6.00                          | 6.00                          |                         |                             | <100%                           | 6.00                          | 6.00                          |                         |                             | <100%                           | 2004                         |                            |
| 21                       | C          | Surrender of notary journal                                                                             | Administrative Code Chapter 8 Sec 8.33.1                                  | Per journal                    | 15.20                      | 15.00                         | 220                     | 3,300                       | <100%                           | 15.61                         | 16.00                         | 220                     | 3,433                       | <100%                           | 16.04                         | 16.00                         | 220                     | 3,528                       | <100%                           | 2004                         | \$ 12.00                   |
| 22                       | C          | Filing, revoking, cancelling or withdrawing power of attorney                                           | Administrative Code Chapter 8 Sec 8.33.1                                  | Per filing                     | 34.20                      | 34.00                         | 1                       | 34                          | <100%                           | 35.11                         | 35.00                         | 1                       | 35                          | <100%                           | 36.08                         | 36.00                         | 1                       | 36                          | <100%                           | 2004                         | \$ 27.00                   |
| 23                       | C          | Additional name                                                                                         | Administrative Code Chapter 8 Sec 8.33.1                                  | Per filing                     | 9.87                       | 9.00                          | 1                       | 9                           | <100%                           | 9.11                          | 9.00                          | 1                       | 9                           | <100%                           | 9.36                          | 9.00                          | 1                       | 9                           | <100%                           | 2004                         | \$ 7.00                    |
| 24                       | C          | Process server identification card                                                                      | Administrative Code Chapter 8 Sec 8.33.1                                  | Per transaction                | 12.67                      | 13.00                         | 5                       | 65                          | <100%                           | 13.01                         | 13.00                         | 5                       | 65                          | <100%                           | 13.37                         | 13.00                         | 5                       | 67                          | <100%                           | 2004                         | \$ 10.00                   |
| 25                       | C          | Authentication of public official/notary public                                                         | Administrative Code Chapter 8 Sec 8.33.1                                  | Per transaction                | 12.67                      | 13.00                         | 900                     | 11,700                      | <100%                           | 13.01                         | 13.00                         | 900                     | 11,707                      | <100%                           | 13.37                         | 13.00                         | 900                     | 12,029                      | <100%                           | 2004                         | \$ 10.00                   |
| 26                       | C          | Search of County Clerk's files                                                                          | Administrative Code Chapter 8 Sec 8.33.1                                  | Per search                     | 9.50                       | 10.00                         | 5                       | 50                          | <100%                           | 9.75                          | 10.00                         | 5                       | 49                          | <100%                           | 10.02                         | 10.00                         | 5                       | 50                          | <100%                           | 2004                         | \$ 7.50                    |
| 27                       | C          | Copies of records on file - per page, pages 1 through 3                                                 | Administrative Code Chapter 8 Sec 8.33.1                                  | Per copy                       | 5.70                       | 6.00                          | 5                       | 30                          | <100%                           | 5.85                          | 6.00                          | 5                       | 29                          | <100%                           | 6.01                          | 6.00                          | 5                       | 30                          | <100%                           | 2004                         | \$ 4.50                    |
| 28                       | C          | Copies of records on file - each additional page (will collect once it reaches .15 no penny collecting) | Administrative Code Chapter 8 Sec 8.33.1                                  | Per copy                       | 0.13                       | 0.10                          | 5                       | 1                           | <100%                           | 0.13                          | -                             | 5                       | 1                           | <100%                           | 0.14                          | -                             | 5                       | 1                           | <100%                           | 2004                         | \$ 0.10                    |
| 29                       | C          | Certifying/endorsing documents or copies of documents                                                   | Administrative Code Chapter 8 Sec 8.33.1                                  | Per copy                       | 1.90                       | 2.00                          | 1,350                   | 2,700                       | <100%                           | 1.95                          | 2.00                          | 1,350                   | 2,633                       | <100%                           | 2.00                          | 2.00                          | 1,350                   | 2,708                       | <100%                           | 2004                         | \$ 1.50                    |

| Item                                              | Fee Status | Description                                                                                                                                                                                                                                                                                                                                                                                                                                                                                                                                                                                                                                                                                                                                                                       | Code Authorization                       | Unit Basis (e.g., per sq. ft.) | FY 2014-15 Fee NOT Rounded | FY 2014-15 Actual Fee ROUNDED | FY 2014-15 Units (Est.) | FY 2014-15 Revenue Budgeted | FY 2014-15 Cost Recovery (Est.) | FY 2015-16 Fee ** NOT Rounded | FY 2015-16 Actual Fee ROUNDED | FY 2015-16 Units (Est.) | FY 2015-16 Revenue Proposed | FY 2015-16 Cost Recovery (Est.) | FY 2016-17 Fee ** NOT Rounded | FY 2016-17 Actual Fee ROUNDED | FY 2016-17 Units (Est.) | FY 2016-17 Revenue Proposed | FY 2016-17 Cost Recovery (Est.) | Fiscal Year of Last Increase | Fee Prior to Last Increase |
|---------------------------------------------------|------------|-----------------------------------------------------------------------------------------------------------------------------------------------------------------------------------------------------------------------------------------------------------------------------------------------------------------------------------------------------------------------------------------------------------------------------------------------------------------------------------------------------------------------------------------------------------------------------------------------------------------------------------------------------------------------------------------------------------------------------------------------------------------------------------|------------------------------------------|--------------------------------|----------------------------|-------------------------------|-------------------------|-----------------------------|---------------------------------|-------------------------------|-------------------------------|-------------------------|-----------------------------|---------------------------------|-------------------------------|-------------------------------|-------------------------|-----------------------------|---------------------------------|------------------------------|----------------------------|
| 30                                                | C          | Fictitious business name index records - one day                                                                                                                                                                                                                                                                                                                                                                                                                                                                                                                                                                                                                                                                                                                                  | Administrative Code Chapter 8 Sec 8.33.1 | Per record                     | 12.03                      | 12.00                         | 750                     | 9,000                       | <100%                           | 12.35                         | 12.00                         | 750                     | 9,263                       | <100%                           | 12.69                         | 13.00                         | 750                     | 9,518                       | <100%                           | 2004                         | \$ 9.50                    |
| 31                                                | C          | Fictitious business name index records - one week                                                                                                                                                                                                                                                                                                                                                                                                                                                                                                                                                                                                                                                                                                                                 | Administrative Code Chapter 8 Sec 8.33.1 | Per record                     | 12.03                      | 12.00                         | 156                     | 1,872                       | <100%                           | 12.35                         | 12.00                         | 156                     | 1,927                       | <100%                           | 12.69                         | 13.00                         | 156                     | 1,980                       | <100%                           | 2004                         | \$ 9.50                    |
| 32                                                | C          | Fictitious business name index records - one month                                                                                                                                                                                                                                                                                                                                                                                                                                                                                                                                                                                                                                                                                                                                | Administrative Code Chapter 8 Sec 8.33.1 | Per record                     | 25.34                      | 25.00                         | 24                      | 600                         | <100%                           | 26.02                         | 26.00                         | 24                      | 624                         | <100%                           | 26.73                         | 27.00                         | 24                      | 642                         | <100%                           | 2004                         | \$ 20.00                   |
| 33                                                | C          | Diskette                                                                                                                                                                                                                                                                                                                                                                                                                                                                                                                                                                                                                                                                                                                                                                          | Administrative Code Chapter 8 Sec 8.33.1 | Per record                     | 1.27                       | 1.00                          | 2                       | 2                           | <100%                           | 1.30                          | 1.00                          | 2                       | 3                           | <100%                           | 1.34                          | 1.00                          | 2                       | 3                           | <100%                           | 2004                         | \$ 1.00                    |
| 34                                                | C          | New client fee                                                                                                                                                                                                                                                                                                                                                                                                                                                                                                                                                                                                                                                                                                                                                                    | Administrative Code Chapter 8 Sec 8.33.1 | Per client                     | 19.00                      | 19.00                         | 5                       | 95                          | <100%                           | 19.51                         | 20.00                         | 5                       | 98                          | <100%                           | 20.04                         | 20.00                         | 5                       | 100                         | <100%                           | 2004                         | \$ 15.00                   |
| 35                                                | C          | Delivery handling fee                                                                                                                                                                                                                                                                                                                                                                                                                                                                                                                                                                                                                                                                                                                                                             | Administrative Code Chapter 8 Sec 8.33.1 | Per delivery                   | 12.67                      | 13.00                         | 168                     | 2,184                       | <100%                           | 13.01                         | 13.00                         | 168                     | 2,189                       | <100%                           | 13.37                         | 13.00                         | 168                     | 2,245                       | <100%                           | 2004                         | \$ 10.00                   |
| 36                                                | C          | Environmental impact report, administrative fees                                                                                                                                                                                                                                                                                                                                                                                                                                                                                                                                                                                                                                                                                                                                  | Administrative Code Chapter 8 Sec 8.33.1 | Per filing                     | 58.39                      | 58.00                         | 75                      | 4,350                       | <100%                           | 59.95                         | 60.00                         | 75                      | 4,496                       | <100%                           | 61.60                         | 62.00                         | 75                      | 4,620                       | <100%                           | 2004                         | \$ 30.00                   |
| 37                                                | C          | SF City ID Card (age 14+) (6)                                                                                                                                                                                                                                                                                                                                                                                                                                                                                                                                                                                                                                                                                                                                                     | Admin Code 95.2                          | ID Card                        | 15.00                      | 15.00                         | 2,500                   | 37,500                      | <100%                           | 15.40                         | 15.00                         | 2,500                   | 38,501                      | <100%                           | 15.82                         | 16.00                         | 2,500                   | 39,560                      | <100%                           | N/A                          | 15.00                      |
| 38                                                | C          | SF City ID Card (age 13 and Under, age 62+) (6)                                                                                                                                                                                                                                                                                                                                                                                                                                                                                                                                                                                                                                                                                                                                   | Admin Code 95.2                          | ID Card                        | 5.00                       | 5.00                          | 425                     | 2,125                       | <100%                           | 5.13                          | 5.00                          | 425                     | 2,182                       | <100%                           | 5.27                          | 5.00                          | 425                     | 2,242                       | <100%                           | N/A                          | 5.00                       |
| <b>Office of Labor Standards Enforcement Fees</b> |            |                                                                                                                                                                                                                                                                                                                                                                                                                                                                                                                                                                                                                                                                                                                                                                                   |                                          |                                |                            |                               |                         |                             |                                 |                               |                               |                         |                             |                                 |                               |                               |                         |                             |                                 |                              |                            |
| 1                                                 | C          | Penalties for Prevailing Wage Violations: Employees on public works contracts must be paid prevailing wages. In addition, the Board of Supervisors has set prevailing wage rates for work covered by Admin Code section 21C. When OLSE finds violations of prevailing wage requirements on public works contracts, penalties of \$50 per worker per day are required.                                                                                                                                                                                                                                                                                                                                                                                                             | Admin Code sec 6.22                      | Per worker per day             | 50.00                      | 50.00                         | 3000                    | 150,000.00                  | <100%                           | 50.00                         | 50.00                         | 3000                    | 150,000.00                  | <100%                           | 50.00                         | 50.00                         | 3000                    | 150,000.00                  | <100%                           | N/A                          |                            |
| 2                                                 | C          | Penalties for MCO/HCAO Violations: The Minimum Compensation Ordinance (MCO) generally requires City contractors and certain tenants to provide their covered employees with (a) no less than the MCO hourly wage in effect; (b) 12 paid days off per year (or cash equivalent); and (c) 10 days off per year without pay per year. The Health Care Accountability Ordinance (HCAO) generally requires City contractors and certain tenants to offer health plan benefits to their covered employees, to make payment to the City for use by the Department of Public Health, or, under limited circumstances, to make payments directly to their covered employees. When the OLSE determines that a contractor has violated these laws, the agency may assess liquidated damages. | Admin Code sec 12P, 12Q                  | per worker per week (up to)    | 100.00                     | 100.00                        | 100                     | 10,000.00                   | <100%                           | 100.00                        | 100.00                        | 350                     | 35,000.00                   | <100%                           | 100.00                        | 100.00                        | 350                     | 35,000.00                   | <100%                           | N/A                          |                            |
| 3                                                 | C          | Penalties for Minimum Wage Ordinance and Paid Sick Leave Ordinance Violations: Employers in San Francisco are required to pay a minimum wage of \$10.74 per hour in 2014 and provide employees with paid time off from work when they are sick or need medical care, and to care for their family members or designated person when those persons are sick or need medical care. When OLSE determines that an employer has failed to pay minimum wage, the OLSE may assess penalties. The OLSE typically assesses penalties to cover its costs.                                                                                                                                                                                                                                   | Admin Code sec 12R, 12W                  | Per worker per day (up to)     | 50.00                      | 50.00                         | 1281                    | 64,098.00                   | <100%                           | 50.00                         | 50.00                         | 2200                    | 110,000.00                  | <100%                           | 50.00                         | 50.00                         | 2200                    | 110,000.00                  | <100%                           | N/A                          |                            |
| 4                                                 | C          | Penalties for Health Care Security Ordinance Violations: Employers with 20 or more employees (and non-profit employers with 50 or more employees) must spend a minimum amount (set by law) on health care for each employee who works eight or more hours per week in San Francisco. When OLSE determines that an employer failed to make the required expenditures, OLSE is required to assess penalties. This penalty adjusts based on the Aug-Aug CPI-W for each calendar year on January 1, 7                                                                                                                                                                                                                                                                                 | Admin Code Sec 14.4(e)(1)                | Per worker per quarter.        | 104.95                     | 104.95                        | 1810                    | 190,000.00                  | <100%                           | 100.00                        | 100.00                        | 2300                    | 230,000.00                  | <100%                           | 100.00                        | 100.00                        | 2300                    | 230,000.00                  | <100%                           | N/A                          |                            |
| <b>Animal Control Fees</b>                        |            |                                                                                                                                                                                                                                                                                                                                                                                                                                                                                                                                                                                                                                                                                                                                                                                   |                                          |                                |                            |                               |                         |                             |                                 |                               |                               |                         |                             |                                 |                               |                               |                         |                             |                                 |                              |                            |
| 1                                                 | C          | Adoption fee                                                                                                                                                                                                                                                                                                                                                                                                                                                                                                                                                                                                                                                                                                                                                                      | HC Art. 1 §41.9 (a)                      | Animal                         | 16.43                      | 16.00                         |                         |                             |                                 | 16.87                         | 17.00                         |                         |                             |                                 | 17.34                         | 17.00                         |                         |                             |                                 | 2010                         | 10.00                      |
| 2                                                 | C          | Redemption fee                                                                                                                                                                                                                                                                                                                                                                                                                                                                                                                                                                                                                                                                                                                                                                    | HC Art 1 §41.10 (a)                      | Animal                         | 32.87                      | 33.00                         |                         |                             |                                 | 33.74                         | 34.00                         |                         |                             |                                 | 34.67                         | 35.00                         |                         |                             |                                 | 2010                         | 25.00                      |
| 3                                                 | C          | Voluntary lifetime cat registrar                                                                                                                                                                                                                                                                                                                                                                                                                                                                                                                                                                                                                                                                                                                                                  | HC Art 1 §41.10 (b)                      | Animal                         | 13.15                      | 13.00                         |                         |                             |                                 | 13.50                         | 14.00                         |                         |                             |                                 | 13.87                         | 14.00                         |                         |                             |                                 | 2010                         | 10.00                      |
| 4                                                 | C          | Spay/neuter deposit - Dog/Cat                                                                                                                                                                                                                                                                                                                                                                                                                                                                                                                                                                                                                                                                                                                                                     | HC Art 1 §41.10 (c)                      | Animal                         | 54.79                      | 55.00                         |                         |                             |                                 | 56.25                         | 56.00                         |                         |                             |                                 | 57.80                         | 58.00                         |                         |                             |                                 | 2002                         | 25.00                      |
| 5                                                 | C          | Feeding & Care (per day)                                                                                                                                                                                                                                                                                                                                                                                                                                                                                                                                                                                                                                                                                                                                                          | HC Art 1 §41.10 (d)                      | Days                           | 27.39                      | 27.00                         |                         |                             |                                 | 28.12                         | 28.00                         |                         |                             |                                 | 28.89                         | 29.00                         |                         |                             |                                 | 2010                         | 10.00                      |
| 6                                                 | C          | Feeding & Care - Rabbit, bird, small animal (per day)                                                                                                                                                                                                                                                                                                                                                                                                                                                                                                                                                                                                                                                                                                                             | HC Art 1 §41.10 (d)                      | Days                           | 10.95                      | 11.00                         |                         |                             |                                 | 11.25                         | 11.00                         |                         |                             |                                 | 11.56                         | 12.00                         |                         |                             |                                 | 2002                         | 5.00                       |
| 7                                                 | C          | Owner-requested euthanasia                                                                                                                                                                                                                                                                                                                                                                                                                                                                                                                                                                                                                                                                                                                                                        | HC Art 1 §41.10 (e)                      | Animal                         | 27.39                      | 27.00                         |                         |                             |                                 | 28.12                         | 28.00                         |                         |                             |                                 | 28.89                         | 29.00                         |                         |                             |                                 | 2010                         | -                          |
| 8                                                 | C          | Owner surrender of animals                                                                                                                                                                                                                                                                                                                                                                                                                                                                                                                                                                                                                                                                                                                                                        | HC Art 1 §41.10 (f)                      | Animal                         | 27.39                      | 27.00                         |                         |                             |                                 | 28.12                         | 28.00                         |                         |                             |                                 | 28.89                         | 29.00                         |                         |                             |                                 | 2010                         | -                          |
| 9                                                 | C          | Deceased pet disposal                                                                                                                                                                                                                                                                                                                                                                                                                                                                                                                                                                                                                                                                                                                                                             | HC Art 1 §41.10 (g)                      | Animal                         | 21.91                      | 22.00                         |                         |                             |                                 | 22.56                         | 22.00                         |                         |                             |                                 | 23.11                         | 23.00                         |                         |                             |                                 | 2010                         | -                          |
| 10                                                | C          | Field services transport                                                                                                                                                                                                                                                                                                                                                                                                                                                                                                                                                                                                                                                                                                                                                          | HC Art 1 §41.10 (h)                      | Animal                         | 43.83                      | 44.00                         |                         |                             |                                 | 45.00                         | 45.00                         |                         |                             |                                 | 46.24                         | 46.00                         |                         |                             |                                 | 2010                         | -                          |
| 11                                                | C          | Dog license - One-year                                                                                                                                                                                                                                                                                                                                                                                                                                                                                                                                                                                                                                                                                                                                                            | HC Art 1 §41.15 (c)(1)                   | Tag                            | 54.79                      | 55.00                         |                         |                             |                                 | 56.25                         | 56.00                         |                         |                             |                                 | 57.80                         | 58.00                         |                         |                             |                                 | 2010                         | 24.00                      |
| 12                                                | C          | Dog license - Two-year                                                                                                                                                                                                                                                                                                                                                                                                                                                                                                                                                                                                                                                                                                                                                            | HC Art 1 §41.15 (c)(2)                   | Tag                            | 104.09                     | 104.00                        |                         |                             |                                 | 105.87                        | 107.00                        |                         |                             |                                 | 109.81                        | 110.00                        |                         |                             |                                 | 2010                         | 45.00                      |
| 13                                                | C          | Dog license - Three-year                                                                                                                                                                                                                                                                                                                                                                                                                                                                                                                                                                                                                                                                                                                                                          | HC Art 1 §41.15 (c)(3)                   | Tag                            | 153.40                     | 153.00                        |                         |                             |                                 | 157.49                        | 157.00                        |                         |                             |                                 | 161.82                        | 162.00                        |                         |                             |                                 | 2010                         | 66.00                      |
| 14                                                | C          | Dog license - Spayed/Neutered - One-year                                                                                                                                                                                                                                                                                                                                                                                                                                                                                                                                                                                                                                                                                                                                          | HC Art 1 §41.16 (1)(A)                   | Tag                            | 21.91                      | 22.00                         |                         |                             |                                 | 22.50                         | 22.00                         |                         |                             |                                 | 23.11                         | 23.00                         |                         |                             |                                 | 2010                         | 12.00                      |
| 15                                                | C          | Dog license - Spayed/Neutered - Two-year                                                                                                                                                                                                                                                                                                                                                                                                                                                                                                                                                                                                                                                                                                                                          | HC Art 1 §41.16 (1)(B)                   | Tag                            | 32.87                      | 33.00                         |                         |                             |                                 | 33.74                         | 34.00                         |                         |                             |                                 | 34.67                         | 35.00                         |                         |                             |                                 | 2010                         | 21.00                      |
| 16                                                | C          | Dog license - Spayed/Neutered - Three-year                                                                                                                                                                                                                                                                                                                                                                                                                                                                                                                                                                                                                                                                                                                                        | HC Art 1 §41.16 (1)(C)                   | Tag                            | 43.83                      | 44.00                         |                         |                             |                                 | 45.00                         | 45.00                         |                         |                             |                                 | 46.24                         | 46.00                         |                         |                             |                                 | 2010                         | 30.00                      |
| 17                                                | C          | Dog license - late payment penalty                                                                                                                                                                                                                                                                                                                                                                                                                                                                                                                                                                                                                                                                                                                                                | HC Art 1 §41.17                          | Tag                            | 27.39                      | 27.00                         |                         |                             |                                 | 28.12                         | 28.00                         |                         |                             |                                 | 28.89                         | 29.00                         |                         |                             |                                 | 2010                         | 10.00                      |
| 18                                                | C          | Duplicate dog/cat license/registration tag                                                                                                                                                                                                                                                                                                                                                                                                                                                                                                                                                                                                                                                                                                                                        | HC Art 1 §41.22                          | Tag                            | 6.47                       | 6.00                          |                         |                             |                                 | 6.65                          | 7.00                          |                         |                             |                                 | 6.83                          | 7.00                          |                         |                             |                                 | 2002                         | 1.00                       |
| 19                                                | C          | Dog walker permit (6)                                                                                                                                                                                                                                                                                                                                                                                                                                                                                                                                                                                                                                                                                                                                                             | HC Art 39 §3904                          | Permit                         | 240.00                     | 240.00                        |                         |                             |                                 | 240.00                        | 240.00                        |                         |                             |                                 | 240.00                        | 240.00                        |                         |                             |                                 | 2014                         | -                          |
| 20                                                | C          | Dog walker permit - Renewal (6)                                                                                                                                                                                                                                                                                                                                                                                                                                                                                                                                                                                                                                                                                                                                                   | HC Art 39 §3910                          | Permit                         | 100.00                     | 100.00                        |                         |                             |                                 | 100.00                        | 100.00                        |                         |                             |                                 | 100.00                        | 100.00                        |                         |                             |                                 | 2014                         | -                          |

| Item                         | Fee Status | Description                                                                                                                   | Code Authorization       | Unit Basis (e.g., per sq. ft.) | FY 2014-15 Fee NOT ROUNDED | FY 2014-15 Actual Fee ROUNDED | FY 2014-15 Units (Est.) | FY 2014-15 Revenue Budgeted | FY 2014-15 Cost Recovery (Est.) | FY 2015-16 Fee ** NOT ROUNDED | FY 2015-16 Actual Fee ROUNDED | FY 2015-16 Units (Est.) | FY 2015-16 Revenue Proposed | FY 2015-16 Cost Recovery (Est.) | FY 2016-17 Fee ** NOT ROUNDED | FY 2016-17 Actual Fee ROUNDED | FY 2016-17 Units (Est.) | FY 2016-17 Revenue Proposed | FY 2016-17 Cost Recovery (Est.) | Fiscal Year of Last Increase | Fee Prior to Last Increase |
|------------------------------|------------|-------------------------------------------------------------------------------------------------------------------------------|--------------------------|--------------------------------|----------------------------|-------------------------------|-------------------------|-----------------------------|---------------------------------|-------------------------------|-------------------------------|-------------------------|-----------------------------|---------------------------------|-------------------------------|-------------------------------|-------------------------|-----------------------------|---------------------------------|------------------------------|----------------------------|
| <b>Medical Examiner Fees</b> |            |                                                                                                                               |                          |                                |                            |                               |                         |                             |                                 |                               |                               |                         |                             |                                 |                               |                               |                         |                             |                                 |                              |                            |
| 1                            | C          | Proof of death letter                                                                                                         | Admin Code, Section 8.14 | per letter                     | 7.87                       | 8.00                          |                         |                             | 100%                            | 8.08                          | 8.00                          |                         |                             | 100%                            | 8.30                          | 8.00                          |                         |                             | 100%                            | 2010                         | 5.00                       |
| 2                            | C          | Statement of non-contagion                                                                                                    | Admin Code, Section 8.14 | per letter                     | 7.87                       | 8.00                          |                         |                             | 100%                            | 8.08                          | 8.00                          |                         |                             | 100%                            | 8.30                          | 8.00                          |                         |                             | 100%                            | 2010                         | 5.00                       |
| 3                            | C          | Certified copy of Medical Examiner's report                                                                                   | Admin Code, Section 8.14 | per report                     | 38.22                      | 38.00                         |                         |                             | 100%                            | 39.24                         | 39.00                         |                         |                             | 100%                            | 40.32                         | 40.00                         |                         |                             | 100%                            | 2010                         | 30.00                      |
| 4                            | C          | Disaster bag                                                                                                                  | Admin Code, Section 8.14 | per pouch                      | 55.10                      | 55.00                         |                         |                             | 100%                            | 56.57                         | 57.00                         |                         |                             | 100%                            | 58.12                         | 58.00                         |                         |                             | 100%                            | 2010                         | 41.00                      |
| 5                            | C          | Forensic autopsy by request                                                                                                   | Admin Code, Section 8.14 | per autopsy                    | 3,680.95                   | 3,681.00                      |                         |                             | 100%                            | 3,779.23                      | 3,779.00                      |                         |                             | 100%                            | 3,883.16                      | 3,883.00                      |                         |                             | 100%                            | 2010                         | 3,000.00                   |
| 6                            | C          | X-rays, per film                                                                                                              | Admin Code, Section 8.14 | per film                       | 127.05                     | 127.00                        |                         |                             | 100%                            | 130.44                        | 130.00                        |                         |                             | 100%                            | 134.02                        | 134.00                        |                         |                             | 100%                            | 2010                         | 100.00                     |
| 7                            | C          | Copies of X-rays, per film                                                                                                    | Admin Code, Section 8.14 | per copy                       | 26.98                      | 27.00                         |                         |                             | 100%                            | 27.70                         | 28.00                         |                         |                             | 100%                            | 28.46                         | 28.00                         |                         |                             | 100%                            | 2010                         | 20.00                      |
| 8                            | C          | Re-cut microscopic slides, per slide                                                                                          | Admin Code, Section 8.14 | per slide                      | 26.98                      | 27.00                         |                         |                             | 100%                            | 27.70                         | 28.00                         |                         |                             | 100%                            | 28.46                         | 28.00                         |                         |                             | 100%                            | 2010                         | 20.00                      |
| 9                            | C          | Use of viewing room by request                                                                                                | Admin Code, Section 8.14 | per case                       | 38.22                      | 38.00                         |                         |                             | 100%                            | 39.24                         | 39.00                         |                         |                             | 100%                            | 40.32                         | 40.00                         |                         |                             | 100%                            | 2010                         | 30.00                      |
| 10                           | C          | Storage of remains, per day                                                                                                   | Admin Code, Section 8.14 | per day                        | 62.96                      | 63.00                         |                         |                             | 100%                            | 64.64                         | 65.00                         |                         |                             | 100%                            | 66.42                         | 66.00                         |                         |                             | 100%                            | 2010                         | 51.00                      |
| 11                           | C          | Removal of remains from place of death to OCME facility Medical Examiner's cases                                              | Admin Code, Section 8.14 | per removal                    | 518.31                     | 518.00                        |                         |                             | 100%                            | 532.14                        | 532.00                        |                         |                             | 100%                            | 546.76                        | 547.00                        |                         |                             | 100%                            | 2010                         | 444.00                     |
| 12                           | C          | Transport of remains from rest homes or other agencies, non-Medical Examiner's Cases                                          | Admin Code, Section 8.14 | per transport                  | 127.05                     | 127.00                        |                         |                             | 100%                            | 130.44                        | 130.00                        |                         |                             | 100%                            | 134.02                        | 134.00                        |                         |                             | 100%                            | 2010                         | 100.00                     |
| 13                           | C          | Cremation of remains by request                                                                                               | Admin Code, Section 8.14 | per cremation                  | 981.52                     | 982.00                        |                         |                             | 100%                            | 1,007.72                      | 1,008.00                      |                         |                             | 100%                            | 1,035.44                      | 1,035.00                      |                         |                             | 100%                            | 2010                         | 841.00                     |
| 14                           | C          | Certified forensic toxicology report                                                                                          | Admin Code, Section 8.14 | per report                     | 13.49                      | 13.00                         |                         |                             | 100%                            | 13.85                         | 14.00                         |                         |                             | 100%                            | 14.23                         | 14.00                         |                         |                             | 100%                            | 2010                         | 10.00                      |
| 15                           | C          | Certified supporting documentation for results of forensic alcohol report, per page                                           | Admin Code, Section 8.14 | per page                       | 0.92                       | 1.00                          |                         |                             | 100%                            | 0.95                          | 1.00                          |                         |                             | 100%                            | 0.97                          | 1.00                          |                         |                             | 100%                            | 2014                         | 7.50                       |
| 16                           | C          | Packaging and delivery of subpoenaed records to court                                                                         | Admin Code, Section 8.14 | per case                       | 18.46                      | 18.00                         |                         |                             | 100%                            | 18.96                         | 19.00                         |                         |                             | 100%                            | 19.48                         | 19.00                         |                         |                             | 100%                            | 2014                         | -                          |
| 17                           | C          | Specimen storage, per month                                                                                                   | Admin Code, Section 8.14 | per month                      | 31.48                      | 31.00                         |                         |                             | 100%                            | 32.32                         | 32.00                         |                         |                             | 100%                            | 33.21                         | 33.00                         |                         |                             | 100%                            | 2010                         | 25.00                      |
| 18                           | C          | Expert testimony or consultation by OCME toxicologist (non-Ph.D.), per hour                                                   | Admin Code, Section 8.14 | per hour                       | 317.05                     | 317.00                        |                         |                             | 100%                            | 325.52                        | 328.00                        |                         |                             | 100%                            | 334.47                        | 334.00                        |                         |                             | 100%                            | 2010                         | 250.00                     |
| 19                           | C          | Expert testimony or consultation by OCME toxicologist (Ph.D.), per hour                                                       | Admin Code, Section 8.14 | per hour                       | 449.72                     | 450.00                        |                         |                             | 100%                            | 461.73                        | 462.00                        |                         |                             | 100%                            | 474.43                        | 474.00                        |                         |                             | 100%                            | 2010                         | 250.00                     |
| 20                           | C          | Expert testimony or consultation by OCME forensic pathologist, per hour                                                       | Admin Code, Section 8.14 | per hour                       | 655.59                     | 657.00                        |                         |                             | 100%                            | 674.13                        | 674.00                        |                         |                             | 100%                            | 692.66                        | 693.00                        |                         |                             | 100%                            | 2010                         | 500.00                     |
| 21                           | C          | Expert testimony or consultation by OCME investigator, per hour                                                               | Admin Code, Section 8.14 | per hour                       | 317.05                     | 317.00                        |                         |                             | 100%                            | 325.52                        | 326.00                        |                         |                             | 100%                            | 334.47                        | 334.00                        |                         |                             | 100%                            | 2010                         | 250.00                     |
| 22                           | C          | Drug screening in blood or urine by ELISA (4 common drug categories)                                                          | Admin Code, Section 8.14 | per 4 drugs                    | 449.72                     | 450.00                        |                         |                             | 100%                            | 461.73                        | 462.00                        |                         |                             | 100%                            | 474.43                        | 474.00                        |                         |                             | 100%                            | 2010                         | -                          |
| 23                           | C          | Drug screening in blood or urine by ELISA (8 common drug categories)                                                          | Admin Code, Section 8.14 | per 8 drugs                    | 674.58                     | 675.00                        |                         |                             | 100%                            | 692.59                        | 693.00                        |                         |                             | 100%                            | 711.63                        | 712.00                        |                         |                             | 100%                            | 2010                         | -                          |
| 24                           | C          | Drug screening in blood or urine by ELISA (12 common drug categories)                                                         | Admin Code, Section 8.14 | per 12 drugs                   | 899.44                     | 899.00                        |                         |                             | 100%                            | 923.46                        | 923.00                        |                         |                             | 100%                            | 948.85                        | 949.00                        |                         |                             | 100%                            | 2010                         | -                          |
| 25                           | C          | Drug screening in blood or urine by GC/MS                                                                                     | Admin Code, Section 8.14 | per screen                     | 1,349.16                   | 1,349.00                      |                         |                             | 100%                            | 1,385.19                      | 1,385.00                      |                         |                             | 100%                            | 1,423.28                      | 1,423.00                      |                         |                             | 100%                            | 2010                         | -                          |
| 26                           | C          | Drug confirmation in urine, per drug                                                                                          | Admin Code, Section 8.14 | per drug                       | 337.29                     | 337.00                        |                         |                             | 100%                            | 346.30                        | 346.00                        |                         |                             | 100%                            | 355.82                        | 356.00                        |                         |                             | 100%                            | 2010                         | -                          |
| 27                           | C          | Drug confirmation and quantitation in blood, per drug                                                                         | Admin Code, Section 8.14 | per drug                       | 337.29                     | 337.00                        |                         |                             | 100%                            | 346.30                        | 346.00                        |                         |                             | 100%                            | 355.82                        | 356.00                        |                         |                             | 100%                            | 2010                         | -                          |
| 28                           | C          | Drug screening in gastric contents or tissue, by GC/MS                                                                        | Admin Code, Section 8.14 | per screen                     | 1,686.45                   | 1,686.00                      |                         |                             | 100%                            | 1,731.47                      | 1,731.00                      |                         |                             | 100%                            | 1,779.09                      | 1,779.00                      |                         |                             | 100%                            | 2010                         | -                          |
| 29                           | C          | Drug confirmation in gastric contents or tissue, per drug                                                                     | Admin Code, Section 8.14 | per drug                       | 449.72                     | 450.00                        |                         |                             | 100%                            | 461.73                        | 462.00                        |                         |                             | 100%                            | 474.43                        | 474.00                        |                         |                             | 100%                            | 2010                         | -                          |
| 30                           | C          | Date rape drug screening in urine                                                                                             | Admin Code, Section 8.14 | per test                       | 1,349.16                   | 1,349.00                      |                         |                             | 100%                            | 1,385.19                      | 1,385.00                      |                         |                             | 100%                            | 1,423.28                      | 1,423.00                      |                         |                             | 100%                            | 2010                         | -                          |
| 31                           | C          | Date rape drug confirmation in urine, per drug                                                                                | Admin Code, Section 8.14 | per test                       | 337.29                     | 337.00                        |                         |                             | 100%                            | 346.30                        | 346.00                        |                         |                             | 100%                            | 355.82                        | 356.00                        |                         |                             | 100%                            | 2010                         | -                          |
| 32                           | C          | Drug screening and confirmation in hair, per hair specimen                                                                    | Admin Code, Section 8.14 | per hair specimen              | 4,497.20                   | 4,497.00                      |                         |                             | 100%                            | 4,617.27                      | 4,617.00                      |                         |                             | 100%                            | 4,744.25                      | 4,744.00                      |                         |                             | 100%                            | 2010                         | -                          |
| 33                           | C          | Decedent's property mailing fee                                                                                               | Admin Code, Section 8.14 | per property                   | 44.97                      | 45.00                         |                         |                             | 100%                            | 46.17                         | 46.00                         |                         |                             | 100%                            | 47.44                         | 47.00                         |                         |                             | 100%                            | 2010                         | -                          |
| 34                           | C          | Histology service including overnight processing, embedding, cutting, routine H&E staining and coverslipping, per 4 cassettes | Admin Code, Section 8.14 | per 4 cassettes                | 134.91                     | 135.00                        |                         |                             | 100%                            | 138.52                        | 139.00                        |                         |                             | 100%                            | 142.32                        | 142.00                        |                         |                             | 100%                            | 2010                         | -                          |
| 35                           | C          | Forensic alcohol analysis, per case                                                                                           | Admin Code, Section 8.14 | per test                       | 179.88                     | 180.00                        |                         |                             | 100%                            | 184.69                        | 185.00                        |                         |                             | 100%                            | 189.77                        | 190.00                        |                         |                             | 100%                            | 2010                         | -                          |
| 36                           | C          | Drug screening and confirmation in nails, per nail specimen                                                                   | Admin Code, Section 8.14 | per specimen                   | 1,285.07                   | 1,285.00                      |                         |                             | 100%                            | 1,319.39                      | 1,319.00                      |                         |                             | 100%                            | 1,355.67                      | 1,356.00                      |                         |                             | 100%                            | 2010                         | -                          |
| 37                           | C          | Preparation of specimen for shipment or release                                                                               | Admin Code, Section 8.14 | per specimen                   | 61.55                      | 62.00                         |                         |                             | 100%                            | 63.19                         | 63.00                         |                         |                             | 100%                            | 64.93                         | 65.00                         |                         |                             | 100%                            | 2014                         | -                          |



| Item                                     | Fee Status | Description                                                                                                  | Code Authorization             | Unit Basis (e.g., per sq. ft.) | FY 2014-15 Fee NOT Rounded | FY 2014-15 Actual Fee ROUNDED                          | FY 2014-15 Units (Est.) | FY 2014-15 Revenue Budgeted | FY 2014-15 Cost Recovery (Est.) | FY 2015-16 Fee ** NOT Rounded                                    | FY 2015-16 Actual Fee ROUNDED | FY 2015-16 Units (Est.) | FY 2015-16 Revenue Proposed | FY 2015-16 Cost Recovery (Est.) | FY 2016-17 Fee ** NOT Rounded                                    | FY 2016-17 Actual Fee ROUNDED | FY 2016-17 Units (Est.) | FY 2016-17 Revenue Proposed | FY 2016-17 Cost Recovery (Est.) | Fiscal Year of Last Increase | Fee Prior to Last Increase |  |
|------------------------------------------|------------|--------------------------------------------------------------------------------------------------------------|--------------------------------|--------------------------------|----------------------------|--------------------------------------------------------|-------------------------|-----------------------------|---------------------------------|------------------------------------------------------------------|-------------------------------|-------------------------|-----------------------------|---------------------------------|------------------------------------------------------------------|-------------------------------|-------------------------|-----------------------------|---------------------------------|------------------------------|----------------------------|--|
| <b>Mayor's Office of Disability Fees</b> |            |                                                                                                              |                                |                                |                            |                                                        |                         |                             |                                 |                                                                  |                               |                         |                             |                                 |                                                                  |                               |                         |                             |                                 |                              |                            |  |
| 1                                        | C          | New Construction Plan Review & Site Inspection < \$200,000 (2 Plan Reviews and 2 Site Inspections)           | Admin Code, Section 2A.22.1    | hour                           |                            | \$ 150.00                                              |                         |                             |                                 | \$ 150.00                                                        |                               |                         |                             |                                 | \$ 150.00                                                        |                               |                         |                             |                                 |                              | 2013                       |  |
| 2                                        | C          | New Construction Plan Review & Site Inspection \$200,000 - \$999,999 (3 Plan Reviews and 3 Site Inspections) | Admin Code, Section 2A.22.1    | project valuation              |                            | \$2200 + \$310 per each additional \$100,000           |                         |                             |                                 | \$2200 + \$310 per each additional \$100,000                     |                               |                         |                             |                                 | \$2200 + \$310 per each additional \$100,000                     |                               |                         |                             |                                 |                              | 2013                       |  |
| 3                                        | C          | New Construction Plan Review & Site Inspection \$1 - \$5 million (3 Plan Reviews and 4 Site Inspections)     | Admin Code, Section 2A.22.1    | project valuation              |                            | \$4499 + \$75 per each additional \$100,000            |                         |                             |                                 | \$4499 + \$75 per each additional \$100,000                      |                               |                         |                             |                                 | \$4499 + \$75 per each additional \$100,000                      |                               |                         |                             |                                 |                              | 2013                       |  |
| 4                                        | C          | New Construction Plan Review & Site Inspection >\$9.99 Million (3 Plan Reviews and 4 Site Inspections)       | Admin Code, Section 2A.22.2    | project valuation              |                            | \$8500 + \$13.50 per each additional \$100,000 over \$ |                         |                             |                                 | \$8500 + \$13.50 per each additional \$100,000 over \$10 million |                               |                         |                             |                                 | \$8500 + \$13.50 per each additional \$100,000 over \$10 million |                               |                         |                             |                                 | 2013                         |                            |  |
| 5                                        | C          | Alterations Plan Review & Site Inspection <\$200,000 (2 Plan Reviews and 2 Site Inspections)                 | Admin Code, Section 2A.22.1    | hour                           |                            | \$ 150.00                                              |                         |                             |                                 | \$ 150.00                                                        |                               |                         |                             |                                 | \$ 150.00                                                        |                               |                         |                             |                                 |                              | 2013                       |  |
| 6                                        | C          | Alterations Plan Review & Site Inspection \$200,000 - \$999,999 (3 Plan Reviews and 3 Site Inspections)      | Admin Code, Section 2A.22.2    | project valuation              |                            | \$2640 + \$340 per each additional \$100,000           |                         |                             |                                 | \$2640 + \$340 per each additional \$100,000                     |                               |                         |                             |                                 | \$2640 + \$340 per each additional \$100,000                     |                               |                         |                             |                                 |                              | 2013                       |  |
| 7                                        | C          | Alterations Plan Review & Site Inspection \$1 - \$5 million (3 Plan Reviews and 4 Site Inspections)          | Admin Code, Section 2A.22.3    | project valuation              |                            | \$5040 + \$85 per each additional \$100,000            |                         |                             |                                 | \$5040 + \$85 per each additional \$100,000                      |                               |                         |                             |                                 | \$5040 + \$85 per each additional \$100,000                      |                               |                         |                             |                                 |                              | 2013                       |  |
| 8                                        | C          | Alterations Plan Review & Site Inspection >\$9.99 Million (3 Plan Reviews and 4 Site Inspections)            | Admin Code, Section 2A.22.2    | project valuation              |                            | \$9840 + \$15 per each additional \$100,000 over \$10  |                         |                             |                                 | \$9840 + \$15 per each additional \$100,000 over \$10 million    |                               |                         |                             |                                 | \$9840 + \$15 per each additional \$100,000 over \$10 million    |                               |                         |                             |                                 |                              | 2013                       |  |
| 9                                        | C          | Additional Plan Reviews or Site Inspections                                                                  | Admin Code, Section 2A.22.1    | hour                           |                            | \$ 150.00                                              |                         |                             |                                 | \$ 150.00                                                        |                               |                         |                             |                                 | \$ 150.00                                                        |                               |                         |                             |                                 |                              | 2013                       |  |
| <b>Entertainment Commission Fees</b>     |            |                                                                                                              |                                |                                |                            |                                                        |                         |                             |                                 |                                                                  |                               |                         |                             |                                 |                                                                  |                               |                         |                             |                                 |                              |                            |  |
| <b>Permit Application</b>                |            |                                                                                                              |                                |                                |                            |                                                        |                         |                             |                                 |                                                                  |                               |                         |                             |                                 |                                                                  |                               |                         |                             |                                 |                              |                            |  |
| 1                                        | C          | Permit Amendment / Additional Partner (Minor)                                                                | Police Code Article 1 Sec 2.26 | per permit application         |                            | 273.66                                                 | \$ 274.00               |                             |                                 | 100%                                                             | 280.98                        | \$ 281.00               |                             |                                 | 100%                                                             | 286.71                        | \$ 289.00               |                             |                                 | 100%                         |                            |  |
| 2                                        | C          | Billiard Parlor                                                                                              | Police Code Article 1 Sec 2.26 | per permit application         |                            | 612.37                                                 | \$ 612.00               |                             |                                 | 100%                                                             | 628.72                        | \$ 629.00               |                             |                                 | 100%                                                             | 646.01                        | \$ 646.00               |                             |                                 | 100%                         |                            |  |
| 3                                        | C          | Dance Hall Keeper                                                                                            | Police Code Article 1 Sec 2.26 | per permit application         |                            | 1,882.53                                               | \$ 1,883.00             |                             |                                 | 100%                                                             | 1,932.79                      | \$ 1,933.00             |                             |                                 | 100%                                                             | 1,985.94                      | \$ 1,986.00             |                             |                                 | 100%                         |                            |  |
| 4                                        | C          | Dance Hall Keeper - Amendment to Permit (Major)                                                              | Police Code Article 1 Sec 2.26 | per permit application         |                            | 887.27                                                 | \$ 887.00               |                             |                                 | 100%                                                             | 910.96                        | \$ 911.00               |                             |                                 | 100%                                                             | 936.01                        | \$ 936.00               |                             |                                 | 100%                         |                            |  |
| 5                                        | C          | Dance Hall Keeper - One Night Dance                                                                          | Police Code Article 1 Sec 2.26 | per permit application         |                            | 54.00                                                  | \$ 54.00                |                             |                                 | 100%                                                             | 55.44                         | \$ 55.00                |                             |                                 | 100%                                                             | 56.96                         | \$ 57.00                |                             |                                 | 100%                         |                            |  |
| 6                                        | C          | Extended Hours Permit                                                                                        | Police Code Article 1 Sec 2.26 | per permit application         |                            | 1,840.80                                               | \$ 1,841.00             |                             |                                 | 100%                                                             | 1,886.95                      | \$ 1,890.00             |                             |                                 | 100%                                                             | 1,941.92                      | \$ 1,942.00             |                             |                                 | 100%                         |                            |  |
| 7                                        | C          | Extended Hours Permit - Amendment to Permit                                                                  | Police Code Article 1 Sec 2.26 | per permit application         |                            | 887.27                                                 | \$ 887.00               |                             |                                 | 100%                                                             | 910.98                        | \$ 911.00               |                             |                                 | 100%                                                             | 936.01                        | \$ 936.00               |                             |                                 | 100%                         |                            |  |
| 8                                        | C          | Itinerant Show                                                                                               | Police Code Article 1 Sec 2.26 | per permit application         |                            | 914.26                                                 | \$ 914.00               |                             |                                 | 100%                                                             | 936.38                        | \$ 939.00               |                             |                                 | 100%                                                             | 964.49                        | \$ 964.00               |                             |                                 | 100%                         |                            |  |
| 9                                        | C          | Itinerant Show/Nonprofit Sec. 1017.2                                                                         | Police Code Article 1 Sec 2.26 | per permit application         |                            | 134.89                                                 | \$ 135.00               |                             |                                 | 100%                                                             | 138.60                        | \$ 139.00               |                             |                                 | 100%                                                             | 142.41                        | \$ 142.00               |                             |                                 | 100%                         |                            |  |
| 10                                       | C          | Limited Live Performance                                                                                     | Police Code Article 1 Sec 2.26 | per permit application         |                            | 415.53                                                 | \$ 416.00               |                             |                                 | 100%                                                             | 426.62                        | \$ 427.00               |                             |                                 | 100%                                                             | 438.35                        | \$ 438.00               |                             |                                 | 100%                         |                            |  |
| 11                                       | C          | Limited Live Performance - Amendment to Permit                                                               | Police Code Article 1 Sec 2.26 | per permit application         |                            | 139.23                                                 | \$ 139.00               |                             |                                 | 100%                                                             | 142.95                        | \$ 143.00               |                             |                                 | 100%                                                             | 146.88                        | \$ 147.00               |                             |                                 | 100%                         |                            |  |
| 12                                       | C          | Loudspeaker                                                                                                  | Police Code Article 1 Sec 2.26 | per permit application         |                            | 510.82                                                 | \$ 511.00               |                             |                                 | 100%                                                             | 524.15                        | \$ 524.00               |                             |                                 | 100%                                                             | 538.56                        | \$ 539.00               |                             |                                 | 100%                         |                            |  |
| 13                                       | C          | Loudspeaker- Vehicle                                                                                         | Police Code Article 1 Sec 2.26 | per permit application         |                            | 559.80                                                 | \$ 560.00               |                             |                                 | 100%                                                             | 574.54                        | \$ 575.00               |                             |                                 | 100%                                                             | 590.34                        | \$ 590.00               |                             |                                 | 100%                         |                            |  |
| 14                                       | C          | Masked Ball                                                                                                  | Police Code Article 1 Sec 2.26 | per permit application         |                            | 1,046.80                                               | \$ 1,047.00             |                             |                                 | 100%                                                             | 1,074.75                      | \$ 1,075.00             |                             |                                 | 100%                                                             | 1,104.31                      | \$ 1,104.00             |                             |                                 | 100%                         |                            |  |
| 15                                       | C          | Mechanical Amusement Devices                                                                                 | Police Code Article 1 Sec 2.26 | per permit application         |                            | 763.32                                                 | \$ 763.00               |                             |                                 | 100%                                                             | 783.70                        | \$ 784.00               |                             |                                 | 100%                                                             | 805.25                        | \$ 805.00               |                             |                                 | 100%                         |                            |  |
| 16                                       | C          | Mechanical Contrivance                                                                                       | Police Code Article 1 Sec 2.26 | per permit application         |                            | 763.32                                                 | \$ 763.00               |                             |                                 | 100%                                                             | 783.70                        | \$ 784.00               |                             |                                 | 100%                                                             | 805.25                        | \$ 805.00               |                             |                                 | 100%                         |                            |  |
| 17                                       | C          | One Time Event                                                                                               | Police Code Article 1 Sec 2.26 | per permit application         |                            | 317.84                                                 | \$ 318.00               |                             |                                 | 100%                                                             | 326.33                        | \$ 326.00               |                             |                                 | 100%                                                             | 335.31                        | \$ 335.00               |                             |                                 | 100%                         |                            |  |
| 18                                       | C          | Place of Entertainment                                                                                       | Police Code Article 1 Sec 2.26 | per permit application         |                            | 1,840.80                                               | \$ 1,841.00             |                             |                                 | 100%                                                             | 1,889.95                      | \$ 1,890.00             |                             |                                 | 100%                                                             | 1,941.92                      | \$ 1,942.00             |                             |                                 | 100%                         |                            |  |
| 19                                       | C          | Place of Entertainment - Amendment to Permit                                                                 | Police Code Article 1 Sec 2.26 | per permit application         |                            | 887.27                                                 | \$ 887.00               |                             |                                 | 100%                                                             | 910.96                        | \$ 911.00               |                             |                                 | 100%                                                             | 936.01                        | \$ 936.00               |                             |                                 | 100%                         |                            |  |
| 20                                       | C          | Rodeo Exhibition/Wild West Show                                                                              | Police Code Article 1 Sec 2.26 | per permit application         |                            | 874.99                                                 | \$ 875.00               |                             |                                 | 100%                                                             | 898.38                        | \$ 898.00               |                             |                                 | 100%                                                             | 923.06                        | \$ 923.00               |                             |                                 | 100%                         |                            |  |
| 21                                       |            |                                                                                                              |                                |                                |                            |                                                        |                         |                             |                                 |                                                                  |                               |                         |                             |                                 |                                                                  |                               |                         |                             |                                 |                              |                            |  |
| <b>Entertainment Commission Fees</b>     |            |                                                                                                              |                                |                                |                            |                                                        |                         |                             |                                 |                                                                  |                               |                         |                             |                                 |                                                                  |                               |                         |                             |                                 |                              |                            |  |
| <b>License Renewals</b>                  |            |                                                                                                              |                                |                                |                            |                                                        |                         |                             |                                 |                                                                  |                               |                         |                             |                                 |                                                                  |                               |                         |                             |                                 |                              |                            |  |
| 1                                        | C          | Billiard Parlor - First Table                                                                                | Police Code Article 1 Sec 2.27 | per permit application         |                            | 166.62                                                 | \$ 167.00               |                             |                                 | 100%                                                             | 171.07                        | \$ 171.00               |                             |                                 | 100%                                                             | 175.77                        | \$ 176.00               |                             |                                 | 100%                         |                            |  |
| 2                                        | C          | Billiard Parlor - Each Additional Table                                                                      | Police Code Article 1 Sec 2.27 | per permit application         |                            | 15.24                                                  | \$ 15.00                |                             |                                 | 100%                                                             | 15.64                         | \$ 16.00                |                             |                                 | 100%                                                             | 16.07                         | \$ 16.00                |                             |                                 | 100%                         |                            |  |
| 3                                        | C          | Dance Hall Keeper                                                                                            | Police Code Article 1 Sec 2.27 | per permit application         |                            | 469.66                                                 | \$ 470.00               |                             |                                 | 100%                                                             | 482.20                        | \$ 482.00               |                             |                                 | 100%                                                             | 495.48                        | \$ 495.00               |                             |                                 | 100%                         |                            |  |
| 4                                        | C          | Extended Hours Permit                                                                                        | Police Code Article 1 Sec 2.27 | per permit application         |                            | 556.69                                                 | \$ 557.00               |                             |                                 | 100%                                                             | 571.55                        | \$ 572.00               |                             |                                 | 100%                                                             | 587.27                        | \$ 587.00               |                             |                                 | 100%                         |                            |  |
| 5                                        | C          | Itinerant Show Each Concession (per day)                                                                     | Police Code Article 1 Sec 2.27 | per permit application         |                            | 64.91                                                  | \$ 65.00                |                             |                                 | 100%                                                             | 66.84                         | \$ 67.00                |                             |                                 | 100%                                                             | 68.47                         | \$ 68.00                |                             |                                 | 100%                         |                            |  |
| 6                                        | C          | Limited Live Performance                                                                                     | Police Code Article 1 Sec 2.27 | per permit application         |                            | 164.52                                                 | \$ 165.00               |                             |                                 | 100%                                                             | 169.92                        | \$ 169.00               |                             |                                 | 100%                                                             | 173.56                        | \$ 174.00               |                             |                                 | 100%                         |                            |  |
| 7                                        | C          | Loudspeaker-Commercial                                                                                       | Police Code Article 1 Sec 2.27 | per permit application         |                            | 178.15                                                 | \$ 178.00               |                             |                                 | 100%                                                             | 182.81                        | \$ 183.00               |                             |                                 | 100%                                                             | 187.84                        | \$ 188.00               |                             |                                 | 100%                         |                            |  |
| 8                                        | C          | Masked Ball (per day)                                                                                        | Police Code Article 1 Sec 2.27 | per permit application         |                            | 265.19                                                 | \$ 265.00               |                             |                                 | 100%                                                             | 272.27                        | \$ 272.00               |                             |                                 | 100%                                                             | 279.75                        | \$ 280.00               |                             |                                 | 100%                         |                            |  |
| 9                                        | C          | Mechanical Amusement Devices-First Machine                                                                   | Police Code Article 1 Sec 2.27 | per permit application         |                            | 315.52                                                 | \$ 316.00               |                             |                                 | 100%                                                             | 323.94                        | \$ 324.00               |                             |                                 | 100%                                                             | 332.85                        | \$ 333.00               |                             |                                 | 100%                         |                            |  |
| 10                                       | C          | Place of Entertainment                                                                                       | Police Code Article 1 Sec 2.27 | per permit application         |                            | 535.72                                                 | \$ 536.00               |                             |                                 | 100%                                                             | 550.02                        | \$ 550.00               |                             |                                 | 100%                                                             | 565.15                        | \$ 565.00               |                             |                                 | 100%                         |                            |  |

- (1) \$40=\$3 to State Registrar (Gov Code 26840 and Health & Safety 100435) + \$9 retained by issuing agency (Gov Code 26840 and Health & Safety 100435) + \$23 to COSW for domestic violence programs (Gov Code 26840.7 and Welfare & Institutions Code 18305) + \$5 Court Conciliation Fee (Gov Code 26840.3). Total charged revised down to match fee for confidential licenses, and simplify fees. Court conciliation included starting in FY13-14.
- (2) \$42=\$4 to State Registrar (Gov Code 26840.1) + \$10 retained by issuing agency (Gov Code 26840.1) + \$23 to COSW for domestic violence programs (Gov Code 26840.6 and Welfare & Institutions Code 18305) + \$5 court conciliation fee (Gov Code 26840.3). Total charged revised down to match fee for public licenses, and simplify fees.
- (3) This entire fee goes to the COSW Gov Code 26840.7 and Welfare & Institutions Code 18305.
- (4) Statutory Recorder fees. Base Recording fee \$3 and Microfilming fee \$1. 7/2008 ordinance number 080708 approved \$1 SSN truncation fee; 2/28/12 resolution number 120153 increased fee by \$1 for E-recording Act of 2004 effective 2/16/2013.
- (5) The Environmental impact report statutory charge is justified by Sec. 711.4.4e Fish and Game code effective 2007 which allows County Clerk to charge a handling fee of \$50 per filing.
- (6) Administrative Code Chapter 95 does not specify how ID card fees should be adjusted, nor does it require the Controller to report on such fees. They are included here for reference.
- (7) HCSO Amended in 2014 to remove the CPI adjustment and set the fee back to \$100 per worker, per quarter.
- (8) Fee amount to be adjusted by the Controller in FY 2016-17 and every 5 years after, based on CPI increases.

Fee Status: C - Continuing  
M - Modified  
N - New  
D - Discontinued

**Budget Form 2B: Schedule of Licenses, Permits, Fines & Service Charges**  
**DEPARTMENT: GENERAL SERVICES AGENCY - PUBLIC WORKS (DPW)**

|                                                                          |      |
|--------------------------------------------------------------------------|------|
| Inflation Factor for FY 2014-15 Fee Auto Increase as per Code Section ** | 2.7% |
| Inflation Factor for FY 2015-16 Fee Auto Increase as per Code Section ** | 2.8% |

| Item | Fee Status | Description                  | Code Authorization                                                                               | Unit Basis (eg. per sq ft) | FY 2014-15 Fee **         | FY 2014-15 Units (Est.) | FY 2014-15 Revenue Proposed | FY 2014-15 Cost Recovery (Est.) | FY 2015-16 Fee **         | FY 2015-16 Units (Est.) | FY 2015-16 Revenue Proposed | FY 2015-16 Cost Recovery (Est.) | FY 2016-17 Fee **         | FY 2016-17 Units (Est.) | FY 2016-17 Revenue Proposed | FY 2016-17 Cost Recovery (Est.) | Fiscal Year of Last Increase | Fee Prior to Last Increase                                                                 |
|------|------------|------------------------------|--------------------------------------------------------------------------------------------------|----------------------------|---------------------------|-------------------------|-----------------------------|---------------------------------|---------------------------|-------------------------|-----------------------------|---------------------------------|---------------------------|-------------------------|-----------------------------|---------------------------------|------------------------------|--------------------------------------------------------------------------------------------|
| 1    | C          | Café Table and Chairs        | SFPWC Article 5.2, Sec. 176                                                                      | # of permits               | see attached fee schedule | 490                     | 198,900                     | <100%                           | see attached fee schedule | 618                     | 372,858                     | <100%                           | see attached fee schedule | 540                     | 325,123                     | <100%                           | 2008                         | \$111.17 per year plus 3.26 per sq. ft.                                                    |
| 2    | C          | Sidewalk Display             | SFPWC Article 5.3, Sec. 183                                                                      | # of permits               | see attached fee schedule | 390                     | 164,500                     | <100%                           | see attached fee schedule | 315                     | 136,337                     | <100%                           | see attached fee schedule | 314                     | 132,785                     | <100%                           | 2008                         | \$111.17 per year plus \$7.22 per sq. ft.                                                  |
| 3    | C          | Sidewalk Flower Markets      | SFPWC Article 5, Sec. 159                                                                        | # of permits               | see attached fee schedule | 6                       | 5,400                       | <100%                           | see attached fee schedule | 6                       | 6,020                       | <100%                           | see attached fee schedule | 5                       | 5,991                       | <100%                           | 2008                         | \$101.73 per year plus \$6.64/sf/year                                                      |
| 4    | C          | Newsrack Fees                | SFPWC Article 5.4, Sec. 184                                                                      | # of boxes                 | see attached fee schedule | 1,646                   | 95,000                      | <100%                           | see attached fee schedule | 2,852                   | 164,603                     | <100%                           | see attached fee schedule | 2,567                   | 148,143                     | <100%                           | 2009                         |                                                                                            |
| 5    | C          | Littering Penalties          | Misc. Articles in Municipal Police Codes, Health Code, and Public Works Code (see attached list) | # of fines                 | see attached fee schedule | 50                      | 15,000                      | <100%                           | see attached fee schedule | 82                      | 25,144                      | <100%                           | see attached fee schedule | 82                      | 25,144                      | <100%                           |                              |                                                                                            |
| 6    | N          | Parklets Permit              | SFPWC Article 5.3                                                                                | # of permits               | see attached fee schedule | 54                      | 12,700                      | <100%                           | see attached fee schedule | 61                      | 13,108                      | <100%                           | see attached fee schedule | 62                      | 14,533                      | <100%                           | 2011                         | fee established in FY 2011                                                                 |
| 7    | N          | Mobile Food Facilities       | SFPWC Article 5.4                                                                                | # of permits               | see attached fee schedule | 104                     | 6,500                       | <100%                           | see attached fee schedule | 95                      | 20,086                      | <100%                           | see attached fee schedule | 70                      | 14,721                      | <100%                           | 2011                         | fee established in FY 2011                                                                 |
| 8    | C          | Curb Reconfiguration Charges | SFPWC Article 15, Sec. 716                                                                       | # of permits               | see attached fee schedule | 150                     | 21,000                      | <100%                           | see attached fee schedule | 95                      | 44,870                      | <100%                           | see attached fee schedule | 97                      | 48,620                      | <100%                           | 2008                         | \$62.93 per permit                                                                         |
| 9    | C          | Street Space                 | SFPWC Article 15, Sec. 724                                                                       | # of permits               | see attached fee schedule | 11,660                  | 1,200,000                   | <100%                           | see attached fee schedule | 9,909                   | 3,969,980                   | <100%                           | see attached fee schedule | 10,000                  | 3,989,830                   | <100%                           | 2008                         | \$82.08 per 20 linear foot per month                                                       |
| 10   | C          | Misc. Service Charges -DPW   | SFPWC Articles 15 & 2.1                                                                          | # of permits               | see attached fee schedule | 1,202                   | 772,300                     | <100%                           | see attached fee schedule | 1,275                   | 740,350                     | <100%                           | see attached fee schedule | 1,305                   | 757,306                     | <100%                           | 2008                         | this subobject consists of multiple miscellaneous permits, all with various fee structures |
| 11   | C          | Debris Boxes                 | SFPWC Article 15, Sec. 725                                                                       | # of permits               | see attached fee schedule | 280                     | 147,000                     | <100%                           | see attached fee schedule | 108                     | 71,801                      | <100%                           | see attached fee schedule | 75                      | 49,721                      | <100%                           | 2008                         | annual permits - \$478 per box                                                             |
| 12   | C          | Sidewalk Permit              | SFPWC Article 15, Sec. 708                                                                       | # of permits               | see attached fee schedule | 1,100                   | 48,000                      | <100%                           | see attached fee schedule | 1,764                   | 71,177                      | <100%                           | see attached fee schedule | 1,765                   | 71,513                      | <100%                           | 2008                         | \$15.74 per 100 sq. foot                                                                   |
| 14   | C          | Right-Of-Way Assessment      | SFPWC Article 15, Sec. 724                                                                       | # of permits               | see attached fee schedule | 8,500                   | 5,714,000                   | n/a                             | see attached fee schedule | 7,150                   | 5,107,732                   | n/a                             | see attached fee schedule | 7,175                   | 5,123,054                   | n/a                             | 2008                         | \$71.12 per 20 linear foot per month                                                       |
| 15   | C          | Encroachment Assessment      | SFPWC, Article 15, Sec. 768.7                                                                    | # of permits               | n/a                       | 950                     | 651,000                     | n/a                             | n/a                       | 720                     | 664,020                     | n/a                             | n/a                       | 733                     | 677,300                     | n/a                             | 2008                         | \$3.00 per square foot                                                                     |

Fee Status: C - Continuing  
M - Modified  
N - New



Edwin M. Lee, Mayor  
Mohammed Nuru, Director

GENERAL - DIRECTOR'S OFFICE  
City Hall, Room 348  
1 Dr. Carlton B. Goodlett Place, S.F., CA 94102  
(415) 554-6920 ■ www.sfdpw.org



### DPW Order No: 182743

#### Fiscal Year 2014-2015 Fee Schedule

In accordance with Section 2.1.2, Section 2.4.45(b) and Section 724.1(e) and Section 802 (h) and Section 806 (A, iii) of the Public Works Code the following permit fees and street occupancy assessments may be adjusted each fiscal year without further action by the Board of Supervisors, to reflect changes in the relevant Consumer Price Index, as determined by the City Controller.

Effective July 1, 2014, fees for associated DPW permits are adjusted per the attached Fiscal Year 2014-2015 Fee Schedule. This includes an increase of 2.58% per the Consumer Price Index (CPI) as recommended by the City Controller.

| Permit                                                       | 2014-2015   | Unit        |
|--------------------------------------------------------------|-------------|-------------|
| Street Flower Market                                         | \$ 921.00   | each        |
| Tables & Chairs - Annual Processing Fee (new)                | \$ 121.00   | per permit  |
| Tables & Chairs - Annual Processing Fee (renewal, action)    | \$ 121.00   | per permit  |
| Tables & Chairs - Annual Processing Fee (renewal, no action) | \$ 61.00    | per permit  |
| Tables & Chairs - Annual Inspection Fee (new)                | \$ 7.00     | per sf/year |
| Tables & Chairs - Annual Inspection Fee (renewal, action)    | \$ 8.00     | per sf/year |
| Tables & Chairs - Annual Inspection Fee (renewal, no action) | \$ 6.00     | per sf/year |
| Display Merchandise - Annual Processing Fee                  | \$ 132.00   | per permit  |
| Display Merchandise - Annual Inspection Fee                  | \$ 9.00     | per sf/year |
| Street Improvement                                           | \$ 1,228.00 | per permit  |
| Street Improvement (NTR)                                     | \$ 410.00   | per permit  |
| Sidewalk Repair                                              | \$ 19.00    | per/100 sf  |
| Special Sidewalk                                             | \$ 439.00   | per permit  |
| Automobile Runway (Driveway) Standard                        | \$ 141.00   | per permit  |
| Automobile Runway (Driveway) Overwide                        | \$ 1,131.00 | per permit  |
| Assessment Driveways per square feet                         | \$ 4.00     | per sf/year |
| Pipe Barrier - Standard                                      | \$ 1,131.00 | per permit  |
| Pipe Barrier - Security                                      | \$ 2,269.00 | per permit  |



|                                                                                                 |                                               |                            |
|-------------------------------------------------------------------------------------------------|-----------------------------------------------|----------------------------|
| Minor Sidewalk Encroachment (Standard)                                                          | \$ 1,095.00                                   | per permit                 |
| Minor Sidewalk Encroachment (Mapping Action, or additional with a Street Improvement Permit)    | \$ 155.00                                     | per permit                 |
| Encroachment Annual assessment                                                                  | \$ 4.00                                       | per sf/year                |
| Transformer Vault - Process                                                                     | \$ 1,137.00                                   | per permit                 |
| Transformer Vault - Annual Assessment                                                           | \$ 15.00                                      | per sf/year                |
| Debris Box - 7 day                                                                              | \$ 97.00                                      | per permit                 |
| Debris Box - Annual                                                                             | \$ 644.00                                     | per permit                 |
| Major/Street Encroachment                                                                       | \$ 4,253.00                                   | per permit                 |
| Commemorative Plaque                                                                            | \$ 1,357.00                                   | per permit                 |
| Excavation - Administrative Fee (small project - to 100 sf)                                     | \$ 82.00                                      | per permit                 |
| Excavation - Administrative Fee (medium project - 100 to 1000 sf)                               | \$ 103.00                                     | per block                  |
| Excavation - Administrative Fee (large project - over 1000 sf)                                  | \$ 137.00                                     | per block                  |
| Excavation - Inspection Fee (small project - to 100 sf)                                         | \$ 20.00                                      | per permit                 |
| Excavation - Inspection Fee (medium project - 100 to 1000 sf)                                   | \$ 68.00                                      | per day                    |
| Excavation - Inspection Fee (large project - over 1000 sf)                                      | \$ 101.00                                     | per day                    |
| Under Storage Tank Removal - Standard, side sewer, boring/monitoring wells - Administrative fee | Same as 2.4.41 Excavation Administrative fees |                            |
| Under Storage Tank Removal - Standard, side sewer, boring/monitoring wells - Inspection fee     | \$ 103.00                                     | per hour                   |
| Banners (processing)                                                                            | \$ 81.00                                      | per 20 banner              |
| Banners (inspection)                                                                            | \$ 163.00                                     | per 20 banner              |
| Mobile Food New                                                                                 |                                               |                            |
| Filing                                                                                          | \$ 135.00                                     | Per Permit                 |
| Notification                                                                                    | \$ 216.00                                     | Per Location               |
| Inspection up to 2                                                                              | \$ 413.00                                     | Initial Inspection         |
| Inspection, each location above 2                                                               | \$ 207.00                                     | Each Additional Inspection |
| Mobile Food Renewal                                                                             |                                               |                            |
| No Violations                                                                                   | \$ 135.00                                     | per permit                 |
| Mobile Food Renewal                                                                             |                                               |                            |
| One or more violations                                                                          | \$ 172.00                                     | per permit                 |
| Inspection up to 2                                                                              | \$ 622.00                                     | Initial Inspection         |
| Inspection, each location above 2                                                               | \$ 311.00                                     | Each Additional Inspection |
| Street Space                                                                                    | \$ 125.00                                     | per 20 lf/month            |
| Additional Street Space - Processing Initial                                                    | \$ 453.00                                     | per permit                 |
| Additional Street Space - Processing Renewal                                                    | \$ 256.00                                     | per permit                 |
| Additional Street Space - R/W assessment (>80')                                                 | \$ 5.00                                       | per sf/month               |
| Additional Street Space - R/W assessment (80' and over)                                         | \$ 12.00                                      | per sf/month               |
| Temporary Occupancy                                                                             | \$ 62.00                                      | per permit                 |



San Francisco Department of Public Works  
 Making San Francisco a beautiful, livable, vibrant, and sustainable city.

|                                                                          |                                                |                               |
|--------------------------------------------------------------------------|------------------------------------------------|-------------------------------|
| Free Merchandise                                                         | \$ 125.00                                      | per day                       |
| In Lieu fee for failure to plant 1 tree                                  | \$ 1,799.00                                    | Per tree                      |
| Landscaping permit application fee, one property                         | \$ 251.00                                      | per permit application        |
| Landscaping permit application fee each, 2-4 properties                  | \$ 216.00                                      | per permit application        |
| Landscaping permit application fee each, five or more properties         | \$ 187.00                                      | per permit application        |
| Tree removal permit application fee – non construction for 1-3 trees     | \$ 339.00                                      | per permit application        |
| Tree removal permit application fee – construction related for 1-3 trees | \$ 683.00                                      | per permit application        |
| Tree removal permit application fee – for 4-9 trees                      | \$ 909.00                                      | per permit application        |
| Tree removal permit application fee – for 10 or more trees               | \$ 1,365.00                                    | per permit application        |
| Mobile Storage Containers (Annual)                                       | \$ 622.00                                      | annual                        |
| Mobile Storage Containers (1 day)                                        | \$ 62.00                                       | 1 day                         |
| Mobile Storage Containers (2-3 days)                                     | \$ 124.00                                      | 2-3 days                      |
| Mobile Storage Containers (4+ days)                                      | \$ 62.00                                       | per container per day above 3 |
| Wireless Box                                                             | \$ 274.00                                      |                               |
| Parklets                                                                 | Same as Landscaping permit fee for 1 property. |                               |
| Inspection of right-of-way for conformity                                | 2 hours of inspection fee (\$103/hr)           |                               |
| Night Noise Authorization                                                | \$ 116.00                                      | Processing cost               |
| Transit Shelters                                                         | \$ 384.00                                      | Processing cost               |

7/3/2014

X

*Jerry Sanguinetti*

Sanguinetti, Jerry  
Chief, Bureau of Street-Use & Mapping

7/3/2014

X

*Fuad Sweiss*

Sweiss, Fuad  
City Engineer

X

Mohammed Nuru

Nuru, Mohammed  
Director of Public Works



San Francisco Department of Public Works  
Making San Francisco a beautiful, livable, vibrant, and sustainable city.

**Budget Form 2B: Schedule of Licenses, Permits, Fines & Service Charges**

DEPARTMENT: DEPARTMENT OF TECHNOLOGY (TIS)

|                                                                          |      |
|--------------------------------------------------------------------------|------|
| Inflation Factor for FY 2015-16 Fee Auto Increase as per Code Section ** | 2.7% |
| Inflation Factor for FY 2016-17 Fee Auto Increase as per Code Section ** | 2.8% |

| Item | Fee Status | Description                                                                            | Code Authorization | Unit Basis (e.g., per sq. ft./)                 | FY 2014-15 Fee | FY 2014-15 Units (Est.) | FY 2014-15 Revenue Budgeted | FY 2014-15 Cost Recovery (Est.) | FY 2015-16 Fee ** | FY 2015-16 Units (Est.) | FY 2015-16 Revenue Proposed | FY 2015-16 Cost Recovery (Est.) | FY 2016-17 Fee ** | FY 2016-17 Units (Est.) | FY 2016-17 Revenue Proposed | FY 2016-17 Cost Recovery (Est.) | Fiscal Year of Last Increase | Fee Prior to Last Increase |
|------|------------|----------------------------------------------------------------------------------------|--------------------|-------------------------------------------------|----------------|-------------------------|-----------------------------|---------------------------------|-------------------|-------------------------|-----------------------------|---------------------------------|-------------------|-------------------------|-----------------------------|---------------------------------|------------------------------|----------------------------|
| 1    | C          | Cable Franchise Fee PEG \$8(g)                                                         |                    | .02% gross revenues                             | \$ -           |                         | \$ 375,000.00               |                                 | \$ -              |                         | \$ 414,800.00               |                                 | \$ -              |                         | \$ 424,800.00               |                                 |                              | \$ -                       |
| 2    | C          | Revenue Refund - Educational Access Television                                         |                    | Estimated at 1/3 of total PEG operating revenue | \$ -           |                         | \$ (125,000.00)             |                                 | \$ -              |                         | \$ (138,300.00)             |                                 | \$ -              |                         | \$ (141,600.00)             |                                 |                              | \$ -                       |
| 3    | C          | Comcast PEG Cal.Pub.Util.Code \$5870(n)                                                |                    | 1.15% gross revenue                             | \$ -           |                         | \$ 2,164,000.00             |                                 | \$ -              |                         | \$ 2,539,000.00             |                                 | \$ -              |                         | \$ 2,599,900.00             |                                 |                              | \$ -                       |
| 4    | C          | Wave (formerly Astound) PEG Capital Cal.Pub.Util.Code \$5870(n)                        |                    | 1.15% gross revenue                             | \$ -           |                         | \$ 26,555.66                |                                 | \$ -              |                         | \$ 80,100.00                |                                 | \$ -              |                         | \$ 82,000.00                |                                 |                              | \$ -                       |
| 5    | C          | AT&T PEG Capital Pub.Util.Code \$5870(n)                                               |                    | 1.15% gross revenue                             | \$ -           |                         | \$ 33,201.66                |                                 | \$ -              |                         | \$ 6,400.00                 |                                 | \$ -              |                         | \$ 6,600.00                 |                                 |                              | \$ -                       |
| 6    | C          | Revenue Refund - Educational Access Television (note: capital budgeted at gross armts) |                    | Estimated from EATV capital budget requirements | \$ -           |                         | \$ (208,000.00)             |                                 | \$ -              |                         | \$ (212,000.00)             |                                 | \$ -              |                         | \$ (217,100.00)             |                                 |                              | \$ -                       |

Fee Status: C - Continuing  
M - Modified  
N - New  
D - Discontinued

**Budget Form 2B: Schedule of Licenses, Permits, Fines & Service Charges**  
DEPARTMENT: HUMAN SERVICES AGENCY (HSA)

|                                                                          |      |
|--------------------------------------------------------------------------|------|
| Inflation Factor for FY 2015-16 Fee Auto Increase as per Code Section ** | 2.7% |
| Inflation Factor for FY 2016-17 Fee Auto Increase as per Code Section ** | 2.8% |

| Item | Fee Status | Description                    | Code Authorization | Unit Basis (e.g., per sq. ft./)                                       | FY 2014-15 Fee | FY 2014-15 Units (Est.) | FY 2014-15 Revenue Budgeted | FY 2014-15 Cost Recovery (Est.) | FY 2015-16 Fee ** | FY 2015-16 Units (Est.) | FY 2015-16 Revenue Proposed | FY 2015-16 Cost Recovery (Est.) | FY 2016-17 Fee ** | FY 2016-17 Units (Est.) | FY 2016-17 Revenue Proposed | FY 2016-17 Cost Recovery (Est.) | Fiscal Year of Last Increase | Fee Prior to Last Increase |
|------|------------|--------------------------------|--------------------|-----------------------------------------------------------------------|----------------|-------------------------|-----------------------------|---------------------------------|-------------------|-------------------------|-----------------------------|---------------------------------|-------------------|-------------------------|-----------------------------|---------------------------------|------------------------------|----------------------------|
| 1    | C          | Representative Payee Fee       | 111208             | per eligible client amount defined by Social Security applicable fees | \$ 40.00       | 4,615                   | \$ 185,000                  | 32%                             | \$ 41.00          | 4,634                   | \$ 190,000                  | 32%                             | \$ 41.00          | 4,634                   | \$ 190,000                  | 32%                             | FY14.15                      | \$ 40.00                   |
| 2    | C          | ADMIN FEE-PUBLIC GUARDIAN      | 001907             | per case - pursuant to Probate Code Section 2942                      | \$ -           |                         | \$ 360,000                  |                                 | \$ -              |                         | \$ 360,000                  |                                 | \$ -              |                         | \$ 360,000                  |                                 |                              | \$ -                       |
| 3    | C          | ATTY FEES-PUBLIC GUARDIAN      |                    | per case - pursuant to Probate Code Section 2942                      | \$ -           |                         | \$ 125,000                  |                                 | \$ -              |                         | \$ 125,000                  |                                 | \$ -              |                         | \$ 125,000                  |                                 |                              | \$ -                       |
| 4    | C          | BOND FEE-PUBLIC GUARDIAN       |                    | per case - pursuant to Probate Code Section 2942                      | \$ -           |                         | \$ 16,000                   |                                 | \$ -              |                         | \$ 16,000                   |                                 | \$ -              |                         | \$ 16,000                   |                                 |                              | \$ -                       |
| 5    | C          | ADMIN FEE-PUBLIC ADMINISTRATOR |                    | per case - pursuant to Probate Code Sections 7622 and 7623            | \$ -           |                         | \$ 360,000                  |                                 | \$ -              |                         | \$ 360,000                  |                                 | \$ -              |                         | \$ 360,000                  |                                 |                              | \$ -                       |
| 6    | C          | ATTY FEES-PUBLIC ADMINISTRATOR |                    | per case - pursuant to Probate Code Sections 7622 and 7623            | \$ -           |                         | \$ 180,000                  |                                 | \$ -              |                         | \$ 180,000                  |                                 | \$ -              |                         | \$ 180,000                  |                                 |                              | \$ -                       |
| 7    | C          | BOND FEE-PUBLIC ADMINISTRATOR  |                    | per case - pursuant to Probate Code Sections 7622 and 7623            | \$ -           |                         | \$ 51,000                   |                                 | \$ -              |                         | \$ 51,000                   |                                 | \$ -              |                         | \$ 51,000                   |                                 |                              | \$ -                       |
| 8    | C          | IMD FEE - REP PAYEE            | 001907             | per case as defined by Mental Health                                  | \$ -           |                         | \$ 65,000                   |                                 | \$ -              |                         | \$ 65,000                   |                                 | \$ -              |                         | \$ 65,000                   |                                 |                              | \$ -                       |

Fee Status: C - Continuing  
M - Modified  
N - New  
D - Discontinued

**Budget Form 2B: Schedule of Licenses, Permits, Fines & Service Charges**

DEPARTMENT: JUVENILE PROBATION (JUV)

|                                                                          |      |
|--------------------------------------------------------------------------|------|
| Inflation Factor for FY 2015-16 Fee Auto Increase as per Code Section ** | 2.7% |
| Inflation Factor for FY 2016-17 Fee Auto Increase as per Code Section ** | 2.8% |

| Item | Fee Status | Description  | Code Authorization | Unit Basis (e.g., per sq. ft.) | FY 2014-15 Fee | FY 2014-15 Units (Est.) | FY 2014-15 Revenue Budgeted | FY 2014-15 Cost Recovery (Est.) | FY 2015-16 Fee ** | FY 2015-16 Units (Est.) | FY 2015-16 Revenue Proposed | FY 2015-16 Cost Recovery (Est.) | FY 2016-17 Fee ** | FY 2016-17 Units (Est.) | FY 2016-17 Revenue Proposed | FY 2016-17 Cost Recovery (Est.) | Fiscal Year of Last Increase | Fee Prior to Last Increase |
|------|------------|--------------|--------------------|--------------------------------|----------------|-------------------------|-----------------------------|---------------------------------|-------------------|-------------------------|-----------------------------|---------------------------------|-------------------|-------------------------|-----------------------------|---------------------------------|------------------------------|----------------------------|
| 1    | C          | Admn Fee     | State Code         | 10% of fines                   | \$ -           | n/a                     | \$ 34,000.00                | n/a                             | n/a               | n/a                     | \$ 34,000.00                | n/a                             | n/a               | n/a                     | \$ 34,000.00                | n/a                             |                              | \$ -                       |
| 2    | C          | Adoption Fee | State Code         | per instance                   | \$ 200.00      | 15                      | \$ 3,000.00                 | n/a                             | \$ 200.00         | 15                      | \$ 3,000.00                 | n/a                             | \$ 200.00         | 15                      | \$ 3,000.00                 | n/a                             |                              | \$ -                       |

Fee Status: C - Continuing  
M - Modified  
N - New  
D - Discontinued



**Budget Form 2B: Schedule of Licenses, Permits, Fines & Service Charges**

DEPARTMENT: MAYOR'S OFFICE OF HOUSING AND COMMUNITY DEVELOPMENT (MOH)

|                                                                          |      |
|--------------------------------------------------------------------------|------|
| Inflation Factor for FY 2015-16 Fee Auto Increase as per Code Section ** | 2.7% |
| Inflation Factor for FY 2016-17 Fee Auto Increase as per Code Section ** | 2.8% |

| Item | Fee Status | Description                                      | Code Authorization        | FY 2014-15 Fee | FY 2014-15 Units (Est.) | FY 2014-15 Revenue Budgeted | FY 2014-15 Cost Recovery (Est.) | FY 2015-16 Fee | FY 2015-16 Units (Est.) | FY 2015-16 Revenue Proposed | FY 2015-16 Cost Recovery (Est.) | FY 2016-17 Fee | FY 2016-17 Units (Est.) | FY 2016-17 Revenue Proposed | FY 2016-17 Cost Recovery (Est.) | Fiscal Year of Last Increase | Fee Prior to Last Increase |
|------|------------|--------------------------------------------------|---------------------------|----------------|-------------------------|-----------------------------|---------------------------------|----------------|-------------------------|-----------------------------|---------------------------------|----------------|-------------------------|-----------------------------|---------------------------------|------------------------------|----------------------------|
| 1    | C          | Mortgage Credit Certificate (MCC) Fee            | Admin Code Ch. 8 Sec 8.43 | \$ 657         |                         |                             | 100%                            | \$ 675         |                         |                             | 100%                            | \$ 694         |                         |                             | 100%                            | FY2014-15                    | CPI                        |
| 2    | C          | Fee for Refinance of Mortgage Credit Certificate | Admin Code Ch. 8 Sec 8.43 | \$ 657         |                         |                             | 100%                            | \$ 675         |                         |                             | 100%                            | \$ 694         |                         |                             | 100%                            | FY2014-15                    | CPI                        |
| 3    | C          | Downpayment Assistance Loan Program Fee          | Admin Code Ch. 8 Sec 8.43 | \$ 544         |                         |                             | 100%                            | \$ 562         |                         |                             | 100%                            | \$ 578         |                         |                             | 100%                            | FY2014-15                    | CPI                        |
| 4    | C          | First-Time Homebuyer Program Administrative Fee  | Admin Code Ch. 8 Sec 8.43 | \$ 544         |                         |                             | 100%                            | \$ 562         |                         |                             | 100%                            | \$ 578         |                         |                             | 100%                            | FY2014-15                    | CPI                        |
| 5    | C          | Loan Subordination Fee (Single-Family Borrowers) | Admin Code Ch. 8 Sec 8.43 | \$ 544         |                         |                             | 100%                            | \$ 562         |                         |                             | 100%                            | \$ 578         |                         |                             | 100%                            | FY2014-15                    | CPI                        |
| 6    | C          | Lender Participation Fee                         | Admin Code Ch. 8 Sec 8.43 | \$ 822         |                         |                             | 100%                            | \$ 844         |                         |                             | 100%                            | \$ 867         |                         |                             | 100%                            | FY2014-15                    | CPI                        |
| 7    | C          | Lender Participation Renewal Fee                 | Admin Code Ch. 8 Sec 8.43 | \$ 329         |                         |                             | 100%                            | \$ 338         |                         |                             | 100%                            | \$ 347         |                         |                             | 100%                            | FY2014-15                    | CPI                        |
| 8    | C          | Loan Servicing Fee, Multifamily Rental Projects  | Admin Code Ch. 8 Sec 8.43 | \$ 2,129       | 10                      | \$ 25,000                   | 100%                            | \$ 2,185       | 15                      | \$ 40,000                   | 100%                            | \$ 2,245       | 12                      | \$ 40,000                   | 100%                            | FY2014-15                    | CPI                        |

Fee Status: C - Continuing  
M - Modified  
N - New  
D - Discontinued

San Francisco Municipal Transportation Agency (SFMTA)  
Proposed Fares, Fees and Fines

| Fare Category                                                                                                    | Fiscal Year                    | Fiscal Year                    |
|------------------------------------------------------------------------------------------------------------------|--------------------------------|--------------------------------|
|                                                                                                                  | 2014-15<br>Proposed<br>Amount  | 2015-16<br>Proposed<br>Amount  |
| Adult Cash Fare                                                                                                  | \$2.25                         | \$2.25                         |
| Discount Cash Fare (Senior and Disabled)                                                                         | \$1.00                         | \$1.00                         |
| Youth Cash Fare                                                                                                  | \$1.00                         | \$1.00                         |
| Adult Fast Pass with Ride on BART in SF                                                                          | \$78.00                        | \$81.00                        |
| Adult Fast Pass Muni Only                                                                                        | \$68.00                        | \$70.00                        |
| Disabled/Youth/Senior Monthly Pass Muni Only                                                                     | \$24.00                        | \$25.00                        |
| Disabled/Youth/Senior Monthly Pass with Ride on BART in SF                                                       | N/A                            | N/A                            |
| Lifeline (low income) Monthly Pass                                                                               | \$34.00                        | \$35.00                        |
| Cable Car Cash                                                                                                   | \$6.00                         | \$7.00                         |
| Cable Car All-Day Pass                                                                                           | \$15.00                        | \$16.00                        |
| One-Day Passport                                                                                                 | \$15.00                        | \$16.00                        |
| Three-Day Passport                                                                                               | \$24.00                        | \$25.00                        |
| Seven-Day Passport                                                                                               | \$30.00                        | \$31.00                        |
| Tokens (Pack of 10)                                                                                              | \$22.50                        | \$22.50                        |
| Special Cable Car Fare for Seniors and Disabled from 9:00PM to 7:00AM                                            | \$3.00                         | \$3.00                         |
| Peninsula Pass/Regional Transit Sticker                                                                          | \$63.00                        | \$65.00                        |
| BART-to-Muni Transfer                                                                                            | \$2.00 each way<br>with coupon | \$2.00 each way<br>with coupon |
| Class Pass (monthly)                                                                                             | \$28.00                        | \$29.00                        |
| School Coupon Booklet                                                                                            | \$15.00                        | \$15.00                        |
| Candlestick Park Express and Special Event Service: Adult                                                        | \$12.00                        | \$14.00                        |
| Candlestick Park Express and Special Event Service:<br>Senior/Disabled/Youth                                     | \$11.00                        | \$12.00                        |
| Candlestick Park Express and Special Event Service:<br>Adult/Senior/Disabled/Youth with valid pass or equivalent | \$9.00                         | \$10.00                        |

**Cable Car and Historical Street Car Rental Fee**

| Mode                                                  | Fiscal Year                   | Fiscal Year                   |
|-------------------------------------------------------|-------------------------------|-------------------------------|
|                                                       | 2014-15<br>Proposed<br>Amount | 2015-16<br>Proposed<br>Amount |
| Cable Car Two-Hour Minimum Rental Fee                 | \$839.50                      | \$873.25                      |
| Cable Car Each Additional Hour Rental Fee             | \$419.75                      | \$436.50                      |
| Historical Street Car Two-Hour Minimum Rental Fee     | \$363.50                      | \$378.00                      |
| Historical Street Car Each Additional Hour Rental Fee | \$181.75                      | \$189.00                      |
| Motor Bus Two-Hour Minimum Rate                       | \$339.50                      | \$353.00                      |
| Motor Bus Each Additional Hour Rental Fee             | \$169.75                      | \$176.50                      |
| Light Rail Vehicle Two-Hour Minimum Rate              | \$608.00                      | \$632.50                      |
| Light Rail Vehicle Each Additional Hour               | \$304.00                      | \$316.25                      |
| Trolley Bus Two-Hour Minimum Rate                     | \$296.50                      | \$308.25                      |
| Trolley Bus Each Additional Hour Rental Fee           | \$148.25                      | \$154.25                      |
| GO-4 Two-Hour Minimum Rate                            | \$152.00                      | \$154.25                      |
| GO-4 Each Additional Hour Rental Fee                  | \$76.00                       | \$77.00                       |

San Francisco Municipal Transportation Agency (SFMTA)  
Proposed Fares, Fees and Fines

| Fare Category | Fiscal Year     | Fiscal Year     |
|---------------|-----------------|-----------------|
|               | 2014-15         | 2015-16         |
|               | Proposed Amount | Proposed Amount |

**Paratransit Fares**

| Mode      | Fiscal Year                             | Fiscal Year                             |
|-----------|-----------------------------------------|-----------------------------------------|
|           | 2014-15                                 | 2015-16                                 |
|           | Proposed Amount                         | Proposed Amount                         |
| SF Access | \$2.25 per trip                         | \$2.25 per trip                         |
| Group Van | \$2.25 per trip*                        | \$2.25 per trip*                        |
| Taxi      | \$5.50 per scrip<br>book valued at \$30 | \$5.50 per scrip<br>book valued at \$30 |

\* Fare applies to all Paratransit Van fares. For group van a \$.25 per trip discount apply for agencies that provide their own vehicles.

**Neighborhood Parking Permits**

| Permit Type                                                  | Fiscal Year     | Fiscal Year     |
|--------------------------------------------------------------|-----------------|-----------------|
|                                                              | 2014-15         | 2015-16         |
|                                                              | Proposed Amount | Proposed Amount |
| Residence (Annual/Renewal -full rate)                        | \$110.00        | \$111.00        |
| Residence Annual (6 months)                                  | \$55.00         | \$55.00         |
| Medical Student/ Teacher/ Carpool/ Vanpool (Annual)          | \$110.00        | \$111.00        |
| Medical Student/ Teacher/ Carpool/ Vanpool Annual (6 months) | \$55.00         | \$55.00         |
| Farmer's Quarterly                                           | \$172.00        | \$173.00        |
| Temporary/Visitor Daily                                      | N/A             | N/A             |
| Temporary/Visitor (2 weeks)                                  | \$37.00         | \$38.00         |
| Temporary/Visitor (4 weeks)                                  | \$55.00         | \$56.00         |
| Temporary/Visitor (6 weeks)                                  | \$73.00         | \$73.00         |
| Temporary/Visitor (8 weeks)                                  | \$94.00         | \$95.00         |
| Commercial (Annual -full rate)                               | \$110.00        | \$111.00        |
| Commercial Annual (6 months)                                 | \$55.00         | \$55.00         |
| Contractor (Annual/Renewal -full rate)                       | \$1,150.00      | \$1,281.00      |
| Contractor Annual (6 months)                                 | \$575.00        | \$640.50        |
| Contractor's Permit Transfer Program                         | \$41.00         | \$42.00         |
| Educational Institution Permit Transfer Fee                  | \$17.00         | \$18.00         |
| Residential Permit Transfer Program                          | \$17.00         | \$18.00         |

San Francisco Municipal Transportation Agency (SFMTA)  
Proposed Fares, Fees and Fines

| Fare Category | Fiscal Year                   | Fiscal Year                   |
|---------------|-------------------------------|-------------------------------|
|               | 2014-15<br>Proposed<br>Amount | 2015-16<br>Proposed<br>Amount |

**Temporary Street Closure Permits**

| Permit Type                     | Fiscal Year                   | Fiscal Year                   |
|---------------------------------|-------------------------------|-------------------------------|
|                                 | 2014-15<br>Proposed<br>Amount | 2015-16<br>Proposed<br>Amount |
| <b>Neighborhood Block Party</b> |                               |                               |
| At least 60 days in advance     | \$167.00                      | \$177.00                      |
| Fewer than 60 days              | \$223.00                      | \$236.00                      |
| Fewer than 30 days              | \$445.00                      | \$472.00                      |
| Fewer than 7 days               | \$501.00                      | \$531.00                      |
| <b>All Other Events</b>         |                               |                               |
| At least 60 days in advance     | \$553.00                      | \$586.00                      |
| Fewer than 60 days              | \$670.00                      | \$710.00                      |
| Fewer than 30 days              | \$785.00                      | \$832.00                      |
| Fewer than 7 days               | \$903.00                      | \$957.00                      |

**Color Curb Fees**

| Service Type                            | Fiscal Year                   | Fiscal Year                   |
|-----------------------------------------|-------------------------------|-------------------------------|
|                                         | 2014-15<br>Proposed<br>Amount | 2015-16<br>Proposed<br>Amount |
| <b>White/Green Zones</b>                |                               |                               |
| 1 - 22 Feet Application Processing Fee  | \$784.00                      | \$804.00                      |
| 1 - 22 Feet Painting Fee                | \$368.00                      | \$377.00                      |
| 23 - 44 Feet Application Processing Fee | \$1,565.00                    | \$1,604.00                    |
| 23 - 44 Feet Painting Fee               | \$738.00                      | \$756.00                      |
| 45 - 66 Feet Application Processing Fee | \$2,348.00                    | \$2,407.00                    |
| 45 - 66 Feet Painting Fee               | \$1,105.00                    | \$1,133.00                    |
| > 66 Feet Application Processing Fee    | \$3,132.00                    | \$3,210.00                    |
| > 66 Feet Painting Fee                  | \$1,473.00                    | \$1,510.00                    |
| 1 - 22 Feet Renewal and Repaint Fee     | \$368.00                      | \$377.00                      |
| 23 - 44 Feet Renewal and Repaint Fee    | \$738.00                      | \$756.00                      |
| 45 - 66 Feet Renewal and Repaint Fee    | \$1,105.00                    | \$1,133.00                    |
| > 66 Feet Renewal and Repaint Fee       | \$1,473.00                    | \$1,510.00                    |
| <b>Red Zone</b>                         |                               |                               |
| Application Processing Fee              | \$185.00                      | \$190.00                      |
| Paint and Renewal Fee                   | \$172.00                      | \$176.00                      |

San Francisco Municipal Transportation Agency (SFMTA)  
Proposed Fares, Fees and Fines

| Fare Category | Fiscal Year<br>2014-15 | Fiscal Year<br>2015-16 |
|---------------|------------------------|------------------------|
|               | Proposed<br>Amount     | Proposed<br>Amount     |

**Boot Removal Fee**

| Fee Type         | Fiscal Year<br>2014-15 | Fiscal Year<br>2015-16 |
|------------------|------------------------|------------------------|
|                  | Proposed<br>Amount     | Proposed<br>Amount     |
| Boot Removal Fee | \$314.00               | \$316.00               |

**Auto Towing and Storage Fees**

| Fee Type                                   | Fiscal Year<br>2014-15 | Fiscal Year<br>2015-16 |
|--------------------------------------------|------------------------|------------------------|
|                                            | Proposed<br>Amount     | Proposed<br>Amount     |
| SFMTA Admin Fee                            | \$263.00               | \$266.00               |
| AutoReturn Tow Fee                         | \$218.00               | \$222.50               |
| <b>TOTAL TOW FEE</b>                       | <b>\$481.00</b>        | <b>\$488.50</b>        |
| SFMTA Storage Fee - Day 1                  | \$2.75                 | \$3.00                 |
| AutoReturn Storage Fee - Day 1             | \$56.25                | \$57.50                |
| <b>TOTAL STORAGE FEE - Day 1</b>           | <b>\$59.00</b>         | <b>\$60.50</b>         |
| SFMTA Storage Fee - Subsequent Days        | \$3.25                 | \$3.50                 |
| AutoReturn Storage Fee - Subsequent Days   | \$65.75                | \$67.25                |
| <b>TOTAL STORAGE FEE - Subsequent Days</b> | <b>\$69.00</b>         | <b>\$70.75</b>         |

**Special Traffic Permit**

| Permit Type     | Fiscal Year<br>2014-15 | Fiscal Year<br>2015-16 |
|-----------------|------------------------|------------------------|
|                 | Proposed<br>Amount     | Proposed<br>Amount     |
| Permit Base Fee | \$179.75               | \$179.75               |
| Daily Fee       | \$37.00                | \$37.00                |
| Late Fee        | \$201.25               | \$201.25               |

**Parking Meter Use Fee and Temporary Exclusive Use of Parking Meter Fee**

| Usage                 | Fiscal Year<br>2014-15 | Fiscal Year<br>2015-16 |
|-----------------------|------------------------|------------------------|
|                       | Proposed<br>Amount     | Proposed<br>Amount     |
| Fee per day per meter | \$8.00                 | \$9.00                 |

San Francisco Municipal Transportation Agency (SFMTA)  
Proposed Fares, Fees and Fines

| Fare Category | Fiscal Year     | Fiscal Year     |
|---------------|-----------------|-----------------|
|               | 2014-15         | 2015-16         |
|               | Proposed Amount | Proposed Amount |

**Intellectual Property License Fee (Film Permits)**

| Description                       | Fiscal Year     | Fiscal Year     |
|-----------------------------------|-----------------|-----------------|
|                                   | 2014-15         | 2015-16         |
|                                   | Proposed Amount | Proposed Amount |
| Intellectual Property License Fee | \$1,500.00      | \$2,000.00      |

**Vehicle Press Permit**

| Description          | Fiscal Year     | Fiscal Year     |
|----------------------|-----------------|-----------------|
|                      | 2014-15         | 2015-16         |
|                      | Proposed Amount | Proposed Amount |
| Vehicle Press Permit | \$56.00         | \$58.00         |

**Commuter Shuttle**

| Description      | Fiscal Year     | Fiscal Year     |
|------------------|-----------------|-----------------|
|                  | 2014-15         | 2015-16         |
|                  | Proposed Amount | Proposed Amount |
| Commuter Shuttle | \$1.06          | \$1.10          |

**Sign and Parking Space Removal/Relocation Fee**

| Fee Type                                                                                     | Fiscal Year     | Fiscal Year     |
|----------------------------------------------------------------------------------------------|-----------------|-----------------|
|                                                                                              | 2014-15         | 2015-16         |
|                                                                                              | Proposed Amount | Proposed Amount |
| Removal / Relocation of each sign                                                            | \$158.00        | \$161.00        |
| Removal / Relocation of each pole                                                            | \$320.00        | \$340.00        |
| (Establish) Parking Space for temporary relocation of colored curb zones                     | \$362.00        | \$362.00        |
| (Establish) Parking Space for permanent relocation of colored curb zones, including painting | \$362.00        | \$362.00        |

**Temporary No-Parking Sign Posting Fees**

| Fee Type    | Fiscal Year     | Fiscal Year     |
|-------------|-----------------|-----------------|
|             | 2014-15         | 2015-16         |
|             | Proposed Amount | Proposed Amount |
| 1-4 Signs   | \$177.00        | \$182.00        |
| 5-9 Signs   | \$236.00        | \$243.00        |
| 10-15 Signs | \$295.00        | \$304.00        |

San Francisco Municipal Transportation Agency (SFMTA)  
Proposed Fares, Fees and Fines

| Fare Category                       | Fiscal Year<br>2014-15              | Fiscal Year<br>2015-16              |
|-------------------------------------|-------------------------------------|-------------------------------------|
|                                     | Proposed<br>Amount                  | Proposed<br>Amount                  |
| 16-21 Signs                         | \$354.00                            | \$365.00                            |
| 22-28 Signs                         | \$412.00                            | \$424.00                            |
| 29-35 Signs                         | \$472.00                            | \$486.00                            |
| 36-43 Signs                         | \$531.00                            | \$547.00                            |
| 44-51 Signs                         | \$590.00                            | \$608.00                            |
| 52 or More Signs                    | \$11.00 for each<br>additional sign | \$12.00 for each<br>additional sign |
| Self-Posting Fee for Special Events | \$2.50 per sign                     | \$3.00 per sign                     |

**On Street Car share Permit**

| Permit Type                             | Fiscal Year<br>2014-15 | Fiscal Year<br>2015-16 |
|-----------------------------------------|------------------------|------------------------|
|                                         | Proposed<br>Amount     | Proposed<br>Amount     |
| Base Permit – One time set up fee       | \$400.00               | \$400.00               |
| On Street Car share Permit – Zone 1     | \$225/mo.              | \$225/mo.              |
| On Street Car Car share Permit – Zone 2 | \$150/mo.              | \$150/mo.              |
| On Street Car Car share Permit – Zone 3 | \$50/mo.               | \$50/mo.               |

**Maps**

| Description | Fiscal Year<br>2014-15 | Fiscal Year<br>2015-16 |
|-------------|------------------------|------------------------|
|             | Proposed<br>Amount     | Proposed<br>Amount     |
| Maps        | \$5.00                 | \$7.00                 |

**Bus Rerouting**

| Description              | Fiscal Year<br>2014-15 | Fiscal Year<br>2015-16 |
|--------------------------|------------------------|------------------------|
|                          | Proposed<br>Amount     | Proposed<br>Amount     |
| Motor Coach Substitution | \$22.19                | \$22.88                |

**Parklet Installation Fee**

| Paklet Installation Fee             | Fiscal Year<br>2014-15     | Fiscal Year<br>2015-16     |
|-------------------------------------|----------------------------|----------------------------|
|                                     | Proposed<br>Amount         | Proposed<br>Amount         |
| Removal of up to two parking spaces | \$1,340.00                 | \$1,355.00                 |
| Additional parking space            | \$650 per parking<br>space | \$650 per parking<br>space |

San Francisco Municipal Transportation Agency (SFMTA)  
Proposed Fares, Fees and Fines

| Fare Category | Fiscal Year     | Fiscal Year     |
|---------------|-----------------|-----------------|
|               | 2014-15         | 2015-16         |
|               | Proposed Amount | Proposed Amount |

**Service Transaction Fees**

| Service Type                                                                | Fiscal Year                | Fiscal Year                |
|-----------------------------------------------------------------------------|----------------------------|----------------------------|
|                                                                             | 2014-15<br>Proposed Amount | 2015-16<br>Proposed Amount |
| Online Citation and Parking Permit payment and Parking Meter Card order fee | \$2.50                     | \$3.00                     |
| By-Phone Citation Payment Fee                                               | \$2.50                     | \$3.00                     |
| In-Person Customer Service Center Transaction Fee – per transaction         | \$0.00                     | \$0.00                     |

**Citations/Fines**

| Fine Description                                          | Fiscal Year                | Fiscal Year                |
|-----------------------------------------------------------|----------------------------|----------------------------|
|                                                           | 2014-15<br>Proposed Amount | 2015-16<br>Proposed Amount |
| <b>Citations</b>                                          |                            |                            |
| Div I 7.2.10 Pedestrian Crossings                         | \$60.00                    | \$62.00                    |
| Div I 7.2.11 Electric Assistive Personal Mobility Devices | \$60.00                    | \$62.00                    |
| Div I 7.2.12 Bicycle Riding Restricted                    | \$100.00                   | \$100.00                   |
| Div I 7.2.13 NUV Violation                                | \$60.00                    | \$62.00                    |
| <b>On-Street Parking</b>                                  |                            |                            |
| Div I 7.2.20 Residential Parking                          | \$76.00                    | \$78.00                    |
| Div I 7.2.22 Street Cleaning                              | \$66.00                    | \$68.00                    |
| Div I 7.2.23(a) Parking Meter-Downtown Core               | \$76.00                    | \$78.00                    |
| Div I 7.2.23(b) Parking Meter-Outside Downtown Core       | \$66.00                    | \$68.00                    |
| Div I 7.2.25 Red Zone                                     | \$103.00                   | \$106.00                   |
| Div I 7.2.26 Yellow Zone                                  | \$88.00                    | \$91.00                    |
| Div I 7.2.27 White Zone                                   | \$103.00                   | \$106.00                   |
| Div I 7.2.28 Green Zone                                   | \$76.00                    | \$78.00                    |
| Div I 7.2.29 Parking for Three Days                       | \$103.00                   | \$106.00                   |
| Div I 7.2.30(a) Overtime Parking—Downtown Core            | \$76.00                    | \$78.00                    |
| Div I 7.2.30(b) Overtime Parking—Outside Downtown Core    | \$66.00                    | \$68.00                    |
| Div I 7.2.32 Angled Parking                               | \$60.00                    | \$62.00                    |
| Div I 7.2.33 Blocking Residential Door                    | \$47.00                    | \$48.00                    |
| Div I 7.2.34 Median Dividers and Islands                  | \$76.00                    | \$78.00                    |
| Div I 7.2.35 Parking on Grades                            | \$60.00                    | \$62.00                    |
| Div I 7.2.36 100 Feet Oversize                            | \$110.00                   | \$110.00                   |
| Div I 7.2.37 Motorcycle Parking                           | \$103.00                   | \$106.00                   |
| Div I 7.2.38 Parking in Stand                             | \$103.00                   | \$106.00                   |
| Div I 7.2.39 Parking Transit-Only                         | \$110.00                   | \$110.00                   |
| Div I 7.2.40 Tow-Away Zone - Downtown Core                | \$98.00                    | \$101.00                   |



San Francisco Municipal Transportation Agency (SFMTA)  
Proposed Fares, Fees and Fines

| Fare Category                                                                          | Fiscal Year                   | Fiscal Year                   |
|----------------------------------------------------------------------------------------|-------------------------------|-------------------------------|
|                                                                                        | 2014-15<br>Proposed<br>Amount | 2015-16<br>Proposed<br>Amount |
| Div I 7.2.41 Tow-Away Zone-Outside Downtown Core                                       | \$88.00                       | \$91.00                       |
| Div I 7.2.42 Parking Restrictions                                                      | \$88.00                       | \$91.00                       |
| Div I 7.2.43 Parking-Public Property                                                   | \$66.00                       | \$68.00                       |
| Div I 7.2.44 Misuse Disabled Parking Placard/License                                   | \$880.00                      | \$875.00                      |
| Div I 7.2.45 Temporary Parking Restriction                                             | \$66.00                       | \$68.00                       |
| Div I 7.2.46 Temporary Construction Zone                                               | \$66.00                       | \$68.00                       |
| Div I 7.2.47 Remove Chalk                                                              | \$110.00                      | \$110.00                      |
| Div I 7.2.48 Repairing Vehicle                                                         | \$81.00                       | \$83.00                       |
| Div I 7.2.49 Permit on Wrong Car                                                       | \$110.00                      | \$110.00                      |
| Div I 7.2.50 Invalid Permit                                                            | \$110.00                      | \$110.00                      |
| Div I 7.2.51 Parking Marked Space                                                      | \$60.00                       | \$62.00                       |
| Div I 7.2.52 Car Share Parking                                                         | \$110.00                      | \$110.00                      |
| Div I 7.2.54 Large Vehicle                                                             | \$110.00                      | \$110.00                      |
| <b>Off-Street Parking</b>                                                              |                               |                               |
| Div I 7.2.60 Parking Facility                                                          | \$60.00                       | \$62.00                       |
| Div I 7.2.61 Entrance/Exit Parking Facility                                            | \$100.00                      | \$100.00                      |
| Div I 7.2.62 Blocking Space Parking Facility                                           | \$60.00                       | \$62.00                       |
| Div I 7.2.63 Speeding within Parking Facility                                          | \$100.00                      | \$100.00                      |
| Div I 7.2.64 Block Charging Bay                                                        | \$110.00                      | \$110.00                      |
| Div I 7.2.65 Overtime Parking _Off Street Parking Meter                                | \$66.00                       | \$68.00                       |
| Div I 7.2.66 Misuse Disabled Parking Placard/License Plate                             | \$880.00                      | \$875.00                      |
| Div II 1009 SFMTA Property                                                             | \$66.00                       | \$68.00                       |
| <b>Traffic Regulations</b>                                                             |                               |                               |
| Div I 7.2.70 Obstruction of Traffic-Vehicle                                            | \$110.00                      | \$110.00                      |
| Div I 7.2.71 Obstruction of Traffic Without Permit                                     | \$546.00                      | \$563.00                      |
| Div I 7.3 Obstruction of Traffic Without Permit (4th or more offenses within one year) | N/A                           | N/A                           |
| Div I 7.2.72 Driving in Transit-Only Area                                              | \$71.00                       | \$73.00                       |
| Div I 7.2.73 Driving Through Parades                                                   | \$100.00                      | \$100.00                      |
| Div I 7.2.74 Streetcar Right-of-Way                                                    | \$100.00                      | \$100.00                      |
| Div I 7.2.75 Passing Safety Zones                                                      | \$100.00                      | \$100.00                      |
| Div I 7.2.76 Removal of Vehicles-Collision                                             | \$100.00                      | \$100.00                      |
| Div I 7.2.77 Weight Restricted Streets                                                 | \$100.00                      | \$100.00                      |
| <b>Commercial Vehicles</b>                                                             |                               |                               |
| Div I 7.2.80 Vehicles for Hire Parking                                                 | \$110.00                      | \$110.00                      |
| Div I 7.2.81 Advertising Sign                                                          | \$110.00                      | \$110.00                      |
| Div I 7.2.82 Selling from Vehicle                                                      | \$110.00                      | \$110.00                      |
| Div I 7.2.83 Truck Loading Zone                                                        | \$88.00                       | \$91.00                       |
| Div I 7.2.84 Commercial Vehicle Parking Restrictions                                   | \$110.00                      | \$110.00                      |
| Div I 7.2.86 Idling Engine While Parked                                                | \$100.00                      | \$100.00                      |
| Div I 7.2.87 Commercial Passenger Vehicle Street Restrictions                          | \$103.00                      | \$106.00                      |
| Div I 7.2.88 For Sale Sign                                                             | \$60.00                       | \$62.00                       |
| <b>Transit Violations</b>                                                              |                               |                               |
| DIV I 7.2.101 Fare Evasion                                                             | \$109.00                      | \$112.00                      |

San Francisco Municipal Transportation Agency (SFMTA)  
Proposed Fares, Fees and Fines

| Fare Category                            | Fiscal Year     | Fiscal Year     |
|------------------------------------------|-----------------|-----------------|
|                                          | 2014-15         | 2015-16         |
|                                          | Proposed Amount | Proposed Amount |
| DIV1 7.2.102 Passenger Misconduct        | \$109.00        | \$112.00        |
| DIV1 7.2.103 Conversing with Operator    | \$55.00         | \$57.00         |
| DIV1 7.2.104 Fare Evasion - Clipper Card | \$109.00        | \$112.00        |

| Fine Description                                             | Fiscal Year     | Fiscal Year     |
|--------------------------------------------------------------|-----------------|-----------------|
|                                                              | 2014-15         | 2015-16         |
|                                                              | Proposed Amount | Proposed Amount |
| <b>Fines</b>                                                 |                 |                 |
| VC4461C DISPLAYING PLACARD NOT ISSUED TO PERSON              | \$880.00        | \$875.00        |
| VC4463C FRAUDULENT DISPLAY OF PLACARD                        | \$880.00        | \$875.00        |
| V4462B IMPROPER REGISTERED PLATES                            | \$117.00        | \$121.00        |
| V4464 ALTERED PLATES                                         | \$117.00        | \$121.00        |
| V5200 DISPLAY LIC. PLATES                                    | \$117.00        | \$121.00        |
| V5201 PLATES/MOUNTING                                        | \$117.00        | \$121.00        |
| V5201B PLATE COVER                                           | \$117.00        | \$121.00        |
| V5202 NO PLATES                                              | \$117.00        | \$121.00        |
| V5204A TABS                                                  | \$117.00        | \$121.00        |
| V21113A SCHOOL/PUB GROUND                                    | \$71.00         | \$73.00         |
| V21211 (38N) BICYCLE PATHS/LNS                               | \$119.00        | \$123.00        |
| V22500A PARKING IN INTERSECTION                              | \$103.00        | \$106.00        |
| V22500B PARKING IN CROSSWALK                                 | \$103.00        | \$106.00        |
| V22500C SAFETY ZONE                                          | \$103.00        | \$106.00        |
| V22500D 15 FT FIRE STATION                                   | \$103.00        | \$106.00        |
| V22500E DRIVEWAY                                             | \$103.00        | \$106.00        |
| V22500F SIDEWALK PARKING                                     | \$110.00        | \$110.00        |
| V22500G EXCAVATION                                           | \$60.00         | \$62.00         |
| V22500H DOUBLE PARKING                                       | \$110.00        | \$110.00        |
| V22500I BUS ZONE                                             | \$279.00        | \$288.00        |
| V22500J TUBE OR TUNNEL                                       | \$60.00         | \$62.00         |
| V22500K BRIDGE                                               | \$60.00         | \$62.00         |
| V22500L WHEELCHAIR ACCESS                                    | \$279.00        | \$288.00        |
| V22500.1 (32.4.A) PARKING IN FIRE LANE                       | \$76.00         | \$78.00         |
| V22502A OVER 18 IN. FRM CURB                                 | \$60.00         | \$62.00         |
| V22502B WRONG WAY PARKING                                    | \$60.00         | \$62.00         |
| V22502E ONE-WAY ROAD/PKG                                     | \$60.00         | \$62.00         |
| V22505B SIGNS                                                | \$60.00         | \$62.00         |
| V22507.8A PARKING IN BLUE ZONE WITHOUT PLACARD/PLATE         | \$880.00        | \$875.00        |
| V22507.8B BLOCKING ACCESS TO BLUE ZONE                       | \$880.00        | \$875.00        |
| V22507.8C PARKING IN THE CROSSHATCH AREA ADJA TO A BLUE ZONE | \$880.00        | \$875.00        |
| V22511.57A LOST STOLEN OR EXPIRED PLACARD/PLATE              | N/A             | N/A             |
| V22511.57B MISUSE OF PLACARD/PLATE                           | N/A             | N/A             |

San Francisco Municipal Transportation Agency (SFMTA)  
Proposed Fares, Fees and Fines

| Fare Category                                               | Fiscal Year                   | Fiscal Year                   |
|-------------------------------------------------------------|-------------------------------|-------------------------------|
|                                                             | 2014-15<br>Proposed<br>Amount | 2015-16<br>Proposed<br>Amount |
| VC22511.57C COUNTERFEIT, FORGED OR ALTERED<br>PLACARD/PLATE | N/A                           | N/A                           |
| V22514 FIRE HYDRANT                                         | \$103.00                      | \$106.00                      |
| V22515A UNATTENDED MOTOR VEHICLES                           | \$88.00                       | \$91.00                       |
| V22515B UNSECURED MOTOR VEHICLES                            | \$88.00                       | \$91.00                       |
| V22516 LOCKED VEHICLES                                      | \$71.00                       | \$73.00                       |
| V22521 RAILROAD TRACKS                                      | \$93.00                       | \$96.00                       |
| V22522 W/3 FT WHEELCHAIR RAMP                               | \$298.00                      | \$298.00                      |
| V22523A ABANDONED VEHICLE/HIGHWAY                           | \$229.00                      | \$229.00                      |
| V22523B ABANDONED VEHICLE/PUBLIC OR PRIVATE PROP            | \$229.00                      | \$229.00                      |
| V22526A BLOCK/INTERSECTION                                  | \$103.00                      | \$106.00                      |
| V22526B BLOCK/INTESECTION WHILE TURNING                     | \$110.00                      | \$110.00                      |
| V23333 PARK/VEH CROSSING                                    | \$85.00                       | \$85.00                       |

**Special Collection Fee for Late Citation Payment**

| Fee Type                                                            | Fiscal Year                   | Fiscal Year                   |
|---------------------------------------------------------------------|-------------------------------|-------------------------------|
|                                                                     | 2014-15<br>Proposed<br>Amount | 2015-16<br>Proposed<br>Amount |
| After the 1 <sup>st</sup> payment due date                          | \$29.00                       | \$30.00                       |
| After the 2 <sup>nd</sup> payment due date                          | \$39.00                       | \$40.00                       |
| Special Collection Fee - after the 2 <sup>nd</sup> payment due date | \$45.00                       | \$46.00                       |

**Project 20 Participation Processing Fee**

| Fee Type       | Fiscal Year                   | Fiscal Year                   |
|----------------|-------------------------------|-------------------------------|
|                | 2011-12<br>Proposed<br>Amount | 2011-12<br>Proposed<br>Amount |
| Project 20 Fee | \$26.00                       | \$27.00                       |

**Taxi Fees**

(This table does not include the \$3.50 administrative fee charged by the Board of the Appeal)

| Permit Type               | Fiscal Year                   | Fiscal Year                   |
|---------------------------|-------------------------------|-------------------------------|
|                           | 2014-15<br>Proposed<br>Amount | 2015-16<br>Proposed<br>Amount |
| Driver Permit Application |                               |                               |

San Francisco Municipal Transportation Agency (SFMTA)  
Proposed Fares, Fees and Fines

| Fare Category                                | Fiscal Year                     | Fiscal Year                     |
|----------------------------------------------|---------------------------------|---------------------------------|
|                                              | 2014-15<br>Proposed<br>Amount   | 2015-16<br>Proposed<br>Amount   |
| Driver Permit Application                    | \$252.00                        | \$265.00                        |
| Permit Holders Application                   | \$0.00                          | \$0.00                          |
| Ramped Taxi Applications                     | \$0.00                          | \$0.00                          |
| Monthly Ramp Taxi Medallion Use Fee          | \$500.00                        | \$500.00                        |
| Monthly Taxi Medallion Use Fee (8000 series) | \$2,000/\$100 to<br>Driver Fund | \$2,000/\$100 to<br>Driver Fund |
| PCN Applications (Waiting List)              | \$0.00                          | \$0.00                          |
| Dispatch Applications                        | \$5,688.00                      | \$5,972.00                      |
| Color Scheme Change                          | \$608.00                        | \$638.00                        |
| Lost Medallions                              | \$100.00                        | \$105.00                        |
| Metal Medallions                             | \$0.00                          | \$0.00                          |
| New Color Schemes - 1 to 5 Medallions        | \$1,805.00                      | \$1,895.00                      |
| New Color Schemes - 6 to 15 Medallions       | \$2,647.00                      | \$2,779.00                      |
| New Color Schemes - 16 to 49 Medallions      | \$5,299.00                      | \$5,564.00                      |
| New Color Schemes - 50 or more Medallions    | \$6,621.00                      | \$6,952.00                      |
| Taxi Wraps—Fee is per vehicle/month          | \$0.00                          | \$0.00                          |
| <b>Renewal Application</b>                   |                                 |                                 |
| Driver Renewal                               | \$98.00                         | \$103.00                        |
| Permit Holders Renewals                      | \$1,410.00                      | \$1,430.00                      |
| Ramped Taxi Renewals                         | \$0.00                          | \$0.00                          |
| Color Schemes Renewal - 1 to 5 Medallions    | \$1,485.00                      | \$1,559.00                      |
| Color Scheme Renewal - 6 to 15 Medallions    | \$2,182.00                      | \$2,291.00                      |
| Color Scheme Renewal - 16 to 49 Medallions   | \$4,534.00                      | \$4,761.00                      |
| Color Scheme Renewal - 50 to 149 Medallions  | \$6,802.00                      | \$7,142.00                      |
| Color Scheme Renewal - 150 or more           | \$9,069.00                      | \$9,522.00                      |
| Dispatch Renewals                            | \$6,284.00                      | \$6,598.00                      |

**Taxi Administrative Penalty Schedule**

| Permit Type                                                              | Fiscal Year                   | Fiscal Year                   |
|--------------------------------------------------------------------------|-------------------------------|-------------------------------|
|                                                                          | 2014-15<br>Proposed<br>Amount | 2015-16<br>Proposed<br>Amount |
| <b>CONDITIONS APPLICABLE TO ALL PERMITS</b>                              |                               |                               |
| Div II § 1105(a)(14) Current address                                     | \$28                          | \$29                          |
| Div II § 1105(a)(9) Continuous operation                                 | 55                            | 57                            |
| Div II § 1114(a) Records                                                 | \$82                          | \$85                          |
| Div II § 1105 (a)(17) Response time goals                                | \$164                         | \$169                         |
| Div II § 1105(a)(7) Compliance with lawful orders                        | \$217                         | \$224                         |
| Div II 1105(a)(6) Compliance with laws and regulations                   | \$489                         | \$504                         |
| Div II § 1105(a)(13) Shift Change; Unattended Vehicle                    | \$489                         | \$504                         |
| Div II § 1105(a)(13) Improper shift change                               | \$489                         | \$504                         |
| Div II § 1105(a)(18) Retaliation against permit holder                   | \$489                         | \$504                         |
| Div II § 1105(a)(8) Cooperation w/ regulatory entities; False statements | \$544                         | \$561                         |

San Francisco Municipal Transportation Agency (SFMTA)  
Proposed Fares, Fees and Fines

| Fare Category                                                | Fiscal Year                   | Fiscal Year                   |
|--------------------------------------------------------------|-------------------------------|-------------------------------|
|                                                              | 2014-15<br>Proposed<br>Amount | 2015-16<br>Proposed<br>Amount |
| Div II § 1105(a)(12) Compliance with Paratransit Program     | \$544                         | \$561                         |
| Div II § 1105(a)(10) Accepting/soliciting gifts from Drivers | \$652                         | \$672                         |
| Div II § 1105(a)(1) Operating without a permit               | \$5,153                       | \$5,310                       |
| <b>CONDITIONS APPLICABLE TO COLOR SCHEME PERMITS</b>         |                               |                               |
| Div II § 1106(s) Dissolution plan                            | \$55                          | \$57                          |
| Div II § 1114(e)(8) Emissions reduction plan                 | \$55                          | \$57                          |
| Div II § 1106(n) Required postings                           | \$82                          | \$85                          |
| Div II § 1106(o) Required notifications                      | \$82                          | \$85                          |
| Div II § 1114(d)(3) Required PIM                             | \$82                          | \$85                          |
| Div II § 1114(e)(3) Receipts                                 | \$82                          | \$85                          |
| Div II § 1114(e)(5) Vehicle inventory changes                | \$82                          | \$85                          |
| Div II § 1114(e)(7) Weekly reporting requirements            | \$82                          | \$85                          |
| Div II § 1106(e) Transfer of business; New location          | \$272                         | \$280                         |
| Div II § 1106(k)(1) Facility to clean vehicles               | \$272                         | \$280                         |
| Div II § 1106(i) Workers' Compensation                       | \$327                         | \$337                         |
| Div II § 1106(p) Obligations related to Drivers              | \$435                         | \$448                         |
| Div II § 1106(r) Found property                              | \$435                         | \$448                         |
| Div II § 1114(e)(1) Waybills                                 | \$435                         | \$448                         |
| Div II § 1114(e)(2) Medallion Holder files                   | \$435                         | \$448                         |
| Div II § 1114(e)(6) Current business information             | \$435                         | \$448                         |
| Div II § 1124(b)(5) Retaliation re credit card processing    | \$435                         | \$448                         |
| Div II § 1124(c) Overcharging gate fees                      | \$544                         | \$561                         |
| Div II § 1106(c) Use of Dispatch Service                     | \$489                         | \$504                         |
| Div II § 1106(d) Business premises                           | \$489                         | \$504                         |
| Div II § 1106(h) Staffing requirements                       | \$489                         | \$504                         |
| Div II § 1106(l)(2-7) Use of spare vehicles                  | \$489                         | \$504                         |
| Div II § 1106(f) Telephone directory                         | \$544                         | \$561                         |
| Div II § 1106(j) Paratransit Broker contract                 | \$544                         | \$561                         |
| Div II § 1114(e)(8) Required information                     | \$544                         | \$561                         |
| Div II § 1114(e)(9) Required information                     | \$544                         | \$561                         |
| Div II § 1106(k)(2)-(4) Unsafe/nonworking equipment          | \$1,087                       | \$1,120                       |
| Div II § 1106(q)(4) Driver operating under the influence     | \$1,087                       | \$1,120                       |
| Div II § 1106(a) Color Scheme Permit required                | \$5,153                       | \$5,310                       |
| Div II § 1106(l)(8) Leasing spare vehicles                   | \$5,153                       | \$5,310                       |
| <b>CONDITIONS APPLICABLE TO DISPATCH PERMITS</b>             |                               |                               |
| Div II § 1107(a) Emergency plan                              | \$55                          | \$57                          |
| Div II § 1107(e) Adequate communications equipment           | \$55                          | \$57                          |
| Div II § 1114(f)(1) Dispatch Service report                  | \$55                          | \$57                          |
| Div II § 1107(d) Service call records                        | \$82                          | \$85                          |
| Div II § 1107(b)-(e) Serving dispatch customers              | \$82                          | \$85                          |
| Div II § 1114(f)(2) Found property recordkeeping             | \$82                          | \$85                          |
| Div II § 1107(m) Workers' Compensation                       | \$327                         | \$337                         |
| Div II § 1107(c) Ramp Taxi response                          | \$435                         | \$448                         |
| Div II § 1107(k) Improper dispatching                        | \$544                         | \$561                         |

San Francisco Municipal Transportation Agency (SFMTA)  
Proposed Fares, Fees and Fines

| Fare Category                                                           | Fiscal Year                   | Fiscal Year                   |
|-------------------------------------------------------------------------|-------------------------------|-------------------------------|
|                                                                         | 2014-15<br>Proposed<br>Amount | 2015-16<br>Proposed<br>Amount |
| <b>CONDITIONS APPLICABLE TO DRIVER PERMITS</b>                          |                               |                               |
| Div II § 1108(c) Color Scheme affiliation                               | \$6                           | \$6                           |
| Div II § 1108(a) Driver identification                                  | \$28                          | \$29                          |
| Div II § 1108(d)(2) Duties at beginning of shift                        | \$28                          | \$29                          |
| Div II § 1108(d)(3) Designated items in vehicle                         | \$28                          | \$29                          |
| Div II § 1108(e)(2) Transporting passenger property                     | \$28                          | \$29                          |
| Div II § 1108(e)(5) Loading and unloading assistance                    | \$28                          | \$29                          |
| Div II § 1108(e)(8) Additional passengers                               | \$28                          | \$29                          |
| Div II § 1108(e)(10)-(12) Mobile telephones; Other audible devices      | \$28                          | \$29                          |
| Div II § 1108(e)(18)-(20), (22) Driver duties re fares                  | \$28                          | \$29                          |
| Div II § 1108(e)(26) Loose items                                        | \$28                          | \$29                          |
| Div II § 1108(e)(27) Trunk and/or baggage area                          | \$28                          | \$29                          |
| Div II § 1108(e)(31) Clean in dress and person                          | \$28                          | \$29                          |
| Div II § 1108(e)(32) Taximeter violation                                | \$28                          | \$29                          |
| Div II § 1108(e)(33) Smoking, drinking or eating                        | \$28                          | \$29                          |
| Div II § 1108(f)(1)-(3) Duties at end of shift                          | \$28                          | \$29                          |
| Div II § 1114(b)(2) Badge                                               | \$28                          | \$29                          |
| Div II § 1114(b)(3) Medical certificate                                 | \$28                          | \$29                          |
| Div II § 1114(b)(4) Waybills                                            | \$28                          | \$29                          |
| Div II § 1108(e)(4) Service animals or contained animals                | \$55                          | \$57                          |
| Div II § 1108(d)(1) Safety check                                        | \$82                          | \$85                          |
| Div II § 1108(e)(1) Refusal to convey                                   | \$82                          | \$85                          |
| Div II § 1108(e)(7) Servicing dispatch calls                            | \$82                          | \$85                          |
| Div II § 1108(e)(9) Splitting fares                                     | \$82                          | \$85                          |
| Div II § 1108(e)(16) Requesting gratuities                              | \$82                          | \$85                          |
| Div II § 1108(e)(24) Found property                                     | \$82                          | \$85                          |
| Div II § 1124(f) Passenger payment choice                               | \$82                          | \$85                          |
| Div II § 1108(e)(3) Transporting person with a disability in front seat | \$164                         | \$169                         |
| Div II § 1108(e)(6) Assisting and securing person with a disability     | \$164                         | \$169                         |
| Div II § 1108(e)(14) Reckless or dangerous driving                      | \$164                         | \$169                         |
| Div II § 1108(e)(15) Ramp Taxi rules                                    | \$164                         | \$169                         |
| Div II § 1108(e)(35)(37) Paratransit Debit Card                         | \$164                         | \$169                         |
| Div II § 1124(d) Luggage charges                                        | \$164                         | \$169                         |
| Div II § 1108(e)(25) Unsafe taxi                                        | \$217                         | \$224                         |
| Div II § 1108(e)(30) Excessive force                                    | \$217                         | \$224                         |
| Div II § 1108(b)(3) Criminal convictions                                | \$544                         | \$561                         |
| Div II § 1108(b)(4)(B) Controlled substances                            | \$544                         | \$561                         |
| Div II § 1108(38) Tampering with equipment                              | \$544                         | \$561                         |
| <b>CONDITIONS APPLICABLE TO TAXI AND RAMP TAXI EQUIPMENT</b>            |                               |                               |
| Div II § 1113(b)-(e), (g)-(j) Equipment and display requirements        | \$28                          | \$29                          |
| Div II § 1113(m) Vehicle windows                                        | \$28                          | \$29                          |
| Div II § 1113(o) Sanitary condition                                     | \$28                          | \$29                          |
| Div II § 1113(a) Safe operating condition                               | \$82                          | \$85                          |

San Francisco Municipal Transportation Agency (SFMTA)  
Proposed Fares, Fees and Fines

| Fare Category                                                     | Fiscal Year                                                                                        | Fiscal Year                                                                                        |
|-------------------------------------------------------------------|----------------------------------------------------------------------------------------------------|----------------------------------------------------------------------------------------------------|
|                                                                   | 2014-15<br>Proposed<br>Amount                                                                      | 2015-16<br>Proposed<br>Amount                                                                      |
| Div II § 1113(k) Standard vehicle equipment                       | \$82                                                                                               | \$85                                                                                               |
| Div II § 1113(k)(13)-(14) Vehicle tires and wheels                | \$82                                                                                               | \$85                                                                                               |
| Div II § 1113(m) Security cameras                                 | \$82                                                                                               | \$85                                                                                               |
| Div II § 1113(n) Condition of vehicle                             | \$82                                                                                               | \$85                                                                                               |
| Div II § 1113(u) Working Taxi ramp                                | \$82                                                                                               | \$85                                                                                               |
| Div II § 1113(p) Vehicle title requirements                       | \$272                                                                                              | \$280                                                                                              |
| Div II § 1113(q)-(r) Excessive vehicle mileage or age             | \$272                                                                                              | \$280                                                                                              |
| Div II § 1113(s) Vehicle inspections                              | \$272                                                                                              | \$280                                                                                              |
| Div II § 1113(s)(7) Fraud related to inspection                   | \$272                                                                                              | \$280                                                                                              |
| Div II § 1113(t) Replacement vehicle                              | \$272                                                                                              | \$280                                                                                              |
| Div II § 1113(v) Retired vehicles                                 | \$272                                                                                              | \$280                                                                                              |
| Div II § 1113(f) Taximeters                                       | \$327                                                                                              | \$337                                                                                              |
| <b>CONDITIONS APPLICABLE TO TAXI AND RAMP TAXI<br/>MEDALLIONS</b> |                                                                                                    |                                                                                                    |
| Div II § 1109(a)(1) Use of Dispatch Service                       | \$82                                                                                               | \$85                                                                                               |
| Div II § 1110(a)(1)-(3) Wheelchair priority                       | \$164                                                                                              | \$169                                                                                              |
| Div II § 1110(a)(3) Wheelchair pickups                            | \$164                                                                                              | \$169                                                                                              |
| Div II § 1110(b) Ramp Taxi Medallion in spare taxi                | \$164                                                                                              | \$169                                                                                              |
| Div II § 1110(d) Ramp Taxi qualifications                         | \$164                                                                                              | \$169                                                                                              |
| Div II § 1109(c) Full-time driving requirement                    | \$24,000 multiplied<br>by percentage of<br>hours short of the<br>full time driving<br>requirement. | \$24,000 multiplied<br>by percentage of<br>hours short of the<br>full time driving<br>requirement. |

**Budget Form 2B: Schedule of Licenses, Permits, Fines & Service Charges**  
DEPARTMENT: POLICE (POL)

|                                                                          |      |
|--------------------------------------------------------------------------|------|
| Inflation Factor for FY 2015-16 Fee Auto Increase as per Code Section ** | 2.7% |
| Inflation Factor for FY 2016-17 Fee Auto Increase as per Code Section ** | 2.8% |

| Item | Fee Status | Description                                                                  | Code Authorization             | Unit Basis (eg. per sq ft) | FY 2014-15 Fee | FY 2014-15 Units (Est.) | FY 2014-15 Revenue Budgeted | FY 2014-15 Cost Recovery (Est.) | FY 2015-16 Fee ** | FY 2015-16 Units (Est.) | FY 2015-16 Revenue Proposed | FY 2015-16 Cost Recovery (Est.) | FY 2016-17 Fee ** | FY 2016-17 Units (Est.) | FY 2016-17 Revenue Proposed | FY 2016-17 Cost Recovery (Est.) | Fiscal Year of Last Increase | Fee Prior to Last Increase |
|------|------------|------------------------------------------------------------------------------|--------------------------------|----------------------------|----------------|-------------------------|-----------------------------|---------------------------------|-------------------|-------------------------|-----------------------------|---------------------------------|-------------------|-------------------------|-----------------------------|---------------------------------|------------------------------|----------------------------|
| 1    | C          | Permit Amendment (unless otherwise specified)                                | Police Code Article 1 Sec 2.26 |                            | \$ 282.10      | 0                       | \$ -                        | 100%                            | \$ 289.63         | 0                       | \$ -                        | 100%                            | \$ 297.59         | 0                       | \$ -                        | 100%                            | 2014-15                      | \$ 275.00                  |
| 2    | C          | Permit Renewal (unless otherwise specified)                                  | Police Code Article 1 Sec 2.26 |                            | \$ 657.54      | 0                       | \$ -                        | 100%                            | \$ 675.09         | 0                       | \$ -                        | 100%                            | \$ 693.66         | 0                       | \$ -                        | 100%                            | 2014-15                      | \$ 641.00                  |
| 3    | C          | Auto Wrecker                                                                 | Police Code Article 1 Sec 2.26 |                            | \$ 1,171.46    | 5                       | \$ 5,857                    | 100%                            | \$ 1,202.74       | 1                       | \$ 1,203                    | 100%                            | \$ 1,235.82       | 1                       | \$ 6,014                    | 100%                            | 2014-15                      | \$ 1,142.00                |
| 4    | C          | Balloon and Kite Advertising                                                 | Police Code Article 1 Sec 2.26 |                            | \$ 69.75       | 3                       | \$ 209                      | 100%                            | \$ 71.62          | 3                       | \$ 215                      | 100%                            | \$ 73.59          | 3                       | \$ 215                      | 100%                            | 2014-15                      | \$ 68.00                   |
| 5    | C          | Bingo Games                                                                  | Police Code Article 1 Sec 2.26 |                            | \$ 282.10      | 70                      | \$ 19,747                   | 100%                            | \$ 289.63         | 30                      | \$ 8,689                    | 100%                            | \$ 297.59         | 30                      | \$ 20,274                   | 100%                            | 2014-15                      | \$ 275.00                  |
| 6    | C          | Charitable Organizations - Certificate of Registration - Sales Solicitations | Police Code Article 1 Sec 2.26 |                            | \$ 142.59      | 40                      | \$ 5,703                    | 100%                            | \$ 146.39         | 40                      | \$ 5,856                    | 100%                            | \$ 150.42         | 40                      | \$ 5,856                    | 100%                            | 2014-15                      | \$ 139.00                  |
| 7    | C          | Non-Sales Solicitations (Charitable)                                         | Police Code Article 1 Sec 2.26 |                            | \$ 108.73      | 50                      | \$ 5,437                    | 100%                            | \$ 111.64         | 50                      | \$ 5,582                    | 100%                            | \$ 114.71         | 50                      | \$ 5,582                    | 100%                            | 2014-15                      | \$ 106.00                  |
| 8    | C          | Document Copies (Charitable)                                                 | Police Code Article 1 Sec 2.26 |                            | \$ 27.70       | 0                       | \$ -                        | 100%                            | \$ 28.44          | 0                       | \$ -                        | 100%                            | \$ 29.22          | 0                       | \$ -                        | 100%                            | 2014-15                      | \$ 27.00                   |
| 9    | C          | ID Card (Charitable)                                                         | Police Code Article 1 Sec 2.26 |                            | \$ 27.70       | 600                     | \$ 16,618                   | 100%                            | \$ 28.44          | 600                     | \$ 17,062                   | 100%                            | \$ 29.22          | 600                     | \$ 17,062                   | 100%                            | 2014-15                      | \$ 27.00                   |
| 10   | D          | Closing-Out Sale                                                             | Police Code Article 1 Sec 2.26 |                            | \$ -           | 0                       | \$ -                        | 100%                            | \$ -              | 0                       | \$ -                        | 100%                            | \$ -              | 0                       | \$ -                        | 100%                            | 2014-15                      | \$ 449.00                  |
| 11   | C          | Commerical Parking (garage or lot)                                           | Police Code Article 1 Sec 2.26 |                            | \$ 799.10      | 578                     | \$ 461,879                  | 75%                             | \$ 820.43         | 600                     | \$ 500,000                  | 75%                             | \$ 843.00         | 600                     | \$ 500,000                  | 75%                             | 2014-15                      | \$ 779.00                  |
| 12   | C          | Dealer in Firearms and/or Ammunition                                         | Police Code Article 1 Sec 2.26 |                            | \$ 1,398.17    | 0                       | \$ -                        | 100%                            | \$ 1,435.50       | 0                       | \$ -                        | 100%                            | \$ 1,474.97       | 0                       | \$ -                        | 100%                            | 2014-15                      | \$ 1,363.00                |
| 13   | C          | Renewal                                                                      | Police Code Article 1 Sec 2.26 |                            | \$ 399.04      | 1                       | \$ 399                      | 100%                            | \$ 409.69         | 1                       | \$ 410                      | 100%                            | \$ 420.96         | 1                       | \$ 410                      | 100%                            | 2014-15                      | \$ 389.00                  |
| 14   | C          | Discharge of Cannon                                                          | Police Code Article 1 Sec 2.26 |                            | \$ 696.52      | 3                       | \$ 2,090                    | 100%                            | \$ 715.12         | 1                       | \$ 715                      | 100%                            | \$ 734.78         | 1                       | \$ 2,145                    | 100%                            | 2014-15                      | \$ 679.00                  |
| 15   | C          | Driverless Auto Rental                                                       | Police Code Article 1 Sec 2.26 |                            | \$ 1,138.64    | 30                      | \$ 34,159                   | 100%                            | \$ 1,169.04       | 2                       | \$ 2,338                    | 100%                            | \$ 1,201.19       | 2                       | \$ 35,071                   | 100%                            | 2014-15                      | \$ 1,110.00                |
| 16   | C          | Encounter Studio - Owner                                                     | Police Code Article 1 Sec 2.26 |                            | \$ 974.51      | 1                       | \$ 975                      | 100%                            | \$ 1,000.53       | 0                       | \$ -                        | 100%                            | \$ 1,028.04       | 0                       | \$ 1,001                    | 100%                            | 2014-15                      | \$ 950.00                  |



| Item | Fee Status | Description                                          | Code Authorization             | Unit Basis (eg. per sq ft) | FY 2014-15 Fee | FY 2014-15 Units (Est.) | FY 2014-15 Revenue Budgeted | FY 2014-15 Cost Recovery (Est.) | FY 2015-16 Fee ** | FY 2015-16 Units (Est.) | FY 2015-16 Revenue Proposed | FY 2015-16 Cost Recovery (Est.) | FY 2016-17 Fee ** | FY 2016-17 Units (Est.) | FY 2016-17 Revenue Proposed | FY 2016-17 Cost Recovery (Est.) | Fiscal Year of Last Increase | Fee Prior to Last Increase |
|------|------------|------------------------------------------------------|--------------------------------|----------------------------|----------------|-------------------------|-----------------------------|---------------------------------|-------------------|-------------------------|-----------------------------|---------------------------------|-------------------|-------------------------|-----------------------------|---------------------------------|------------------------------|----------------------------|
| 17   | C          | Encounter Studio - Employee                          | Police Code Article 1 Sec 2.26 |                            | \$ 270.81      | 1                       | \$ 271                      | 100%                            | \$ 278.04         | 0                       | \$ -                        | 100%                            | \$ 285.69         | 0                       | \$ 278                      | 100%                            | 2014-15                      | \$ 264.00                  |
| 18   | C          | Escort Service - Owner                               | Police Code Article 1 Sec 2.26 |                            | \$ 1,069.91    | 1                       | \$ 1,070                    | 100%                            | \$ 1,098.48       | 0                       | \$ -                        | 100%                            | \$ 1,128.68       | 0                       | \$ 1,098                    | 100%                            | 2014-15                      | \$ 1,043.00                |
| 19   | C          | Escort Service - Employee                            | Police Code Article 1 Sec 2.26 |                            | \$ 408.27      | 1                       | \$ 408                      | 100%                            | \$ 419.17         | 0                       | \$ -                        | 100%                            | \$ 430.70         | 0                       | \$ 419                      | 100%                            | 2014-15                      | \$ 398.00                  |
| 20   | C          | Fortuneteller                                        | Police Code Article 1 Sec 2.26 |                            | \$ 69.75       | 8                       | \$ 558                      | 100%                            | \$ 71.62          | 8                       | \$ 573                      | 100%                            | \$ 73.59          | 8                       | \$ 573                      | 100%                            | 2014-15                      | \$ 68.00                   |
| 21   | C          | Funeral Procession Escort                            | Police Code Article 1 Sec 2.26 |                            | \$ 396.98      | 4                       | \$ 1,588                    | 100%                            | \$ 407.58         | 6                       | \$ 2,446                    | 100%                            | \$ 418.79         | 6                       | \$ 1,630                    | 100%                            | 2014-15                      | \$ 387.00                  |
| 22   | C          | General Soliciting Agent                             | Police Code Article 1 Sec 2.26 |                            | \$ 275.94      | 0                       | \$ -                        | 100%                            | \$ 283.31         | 0                       | \$ -                        | 100%                            | \$ 291.10         | 0                       | \$ -                        | 100%                            | 2014-15                      | \$ 269.00                  |
| 23   | C          | Junk Dealer - with junk yard                         | Police Code Article 1 Sec 2.26 |                            | \$ 1,488.44    | 3                       | \$ 4,465                    | 100%                            | \$ 1,528.18       | 5                       | \$ 7,641                    | 100%                            | \$ 1,570.20       | 5                       | \$ 4,585                    | 100%                            | 2014-15                      | \$ 1,451.00                |
| 24   | C          | Junk Dealer - without junk yard                      | Police Code Article 1 Sec 2.26 |                            | \$ 841.16      | 3                       | \$ 2,523                    | 100%                            | \$ 863.61         | 10                      | \$ 8,636                    | 100%                            | \$ 887.36         | 10                      | \$ 2,591                    | 100%                            | 2014-15                      | \$ 820.00                  |
| 25   | C          | Miniature Golf Course                                | Police Code Article 1 Sec 2.26 |                            | \$ 642.15      | 0                       | \$ -                        | 100%                            | \$ 659.30         | 0                       | \$ -                        | 100%                            | \$ 677.43         | 0                       | \$ -                        | 100%                            | 2014-15                      | \$ 626.00                  |
| 26   | C          | Museum                                               | Police Code Article 1 Sec 2.26 |                            | \$ 706.78      | 0                       | \$ -                        | 100%                            | \$ 725.65         | 0                       | \$ -                        | 100%                            | \$ 745.60         | 0                       | \$ -                        | 100%                            | 2014-15                      | \$ 689.00                  |
| 27   | C          | Nude Models in Public Photographic Studio - Owner    | Police Code Article 1 Sec 2.26 |                            | \$ 945.79      | 3                       | \$ 2,837                    | 100%                            | \$ 971.04         | 0                       | \$ -                        | 100%                            | \$ 997.74         | 0                       | \$ 2,913                    | 100%                            | 2014-15                      | \$ 922.00                  |
| 28   | C          | Nude Models in Public Photographic Studio - Employee | Police Code Article 1 Sec 2.26 |                            | \$ 270.81      | 3                       | \$ 812                      | 100%                            | \$ 278.04         | 0                       | \$ -                        | 100%                            | \$ 285.69         | 0                       | \$ 634                      | 100%                            | 2014-15                      | \$ 264.00                  |
| 29   | C          | Off-Heliport Landing Site                            | Police Code Article 1 Sec 2.26 |                            | \$ 730.37      | 4                       | \$ 2,921                    | 100%                            | \$ 749.87         | 0                       | \$ -                        | 100%                            | \$ 770.49         | 0                       | \$ 2,999                    | 100%                            | 2014-15                      | \$ 712.00                  |
| 30   | C          | Pawnbroker                                           | Police Code Article 1 Sec 2.26 |                            | \$ 1,013.49    | 15                      | \$ 15,202                   | 100%                            | \$ 1,040.55       | 1                       | \$ 1,041                    | 100%                            | \$ 1,069.17       | 1                       | \$ 15,608                   | 100%                            | 2014-15                      | \$ 988.00                  |
| 31   | C          | Peddler - Nonfood                                    | Police Code Article 1 Sec 2.26 |                            | \$ 560.09      | 12                      | \$ 6,721                    | 100%                            | \$ 575.04         | 12                      | \$ 6,900                    | 100%                            | \$ 590.85         | 12                      | \$ 6,900                    | 100%                            | 2014-15                      | \$ 546.00                  |
| 32   | C          | Employee                                             | Police Code Article 1 Sec 2.26 |                            | \$ 176.44      | 6                       | \$ 1,059                    | 100%                            | \$ 181.15         | 6                       | \$ 1,087                    | 100%                            | \$ 186.13         | 6                       | \$ 1,087                    | 100%                            | 2014-15                      | \$ 172.00                  |
| 33   | C          | Pedicab Driver                                       | Police Code Article 1 Sec 2.26 |                            | \$ 180.54      | 100                     | \$ 18,054                   | 100%                            | \$ 185.36         | 100                     | \$ 18,536                   | 100%                            | \$ 190.46         | 100                     | \$ 18,536                   | 100%                            | 2014-15                      | \$ 176.00                  |
| 34   | C          | Pedicab Owner - First Pedicab                        | Police Code Article 1 Sec 2.26 |                            | \$ 488.28      | 8                       | \$ 3,906                    | 100%                            | \$ 501.32         | 4                       | \$ 2,005                    | 100%                            | \$ 515.10         | 4                       | \$ 4,011                    | 100%                            | 2014-15                      | \$ 476.00                  |
| 35   | C          | Each Additional Pedicab                              | Police Code Article 1 Sec 2.26 |                            | \$ 176.44      | 53                      | \$ 9,351                    | 100%                            | \$ 181.15         | 0                       | \$ -                        | 100%                            | \$ 186.13         | 0                       | \$ 9,601                    | 100%                            | 2014-15                      | \$ 172.00                  |
| 36   | C          | Photographer, Public Place Owner                     | Police Code Article 1 Sec 2.26 |                            | \$ 694.47      | 2                       | \$ 1,389                    | 100%                            | \$ 713.01         | 0                       | \$ -                        | 100%                            | \$ 732.62         | 0                       | \$ 1,426                    | 100%                            | 2014-15                      | \$ 677.00                  |

| Item | Fee Status | Description                            | Code Authorization             | Unit Basis (eg. per sq ft) | FY 2014-15 Fee | FY 2014-15 Units (Est.) | FY 2014-15 Revenue Budgeted | FY 2014-15 Cost Recovery (Est.) | FY 2015-16 Fee ** | FY 2015-16 Units (Est.) | FY 2015-16 Revenue Proposed | FY 2015-16 Cost Recovery (Est.) | FY 2016-17 Fee ** | FY 2016-17 Units (Est.) | FY 2016-17 Revenue Proposed | FY 2016-17 Cost Recovery (Est.) | Fiscal Year of Last Increase | Fee Prior to Last Increase |
|------|------------|----------------------------------------|--------------------------------|----------------------------|----------------|-------------------------|-----------------------------|---------------------------------|-------------------|-------------------------|-----------------------------|---------------------------------|-------------------|-------------------------|-----------------------------|---------------------------------|------------------------------|----------------------------|
| 37   | C          | Photographer, Public Place - Solicitor | Police Code Article 1 Sec 2.26 |                            | \$ 454.43      | 2                       | \$ 909                      | 100%                            | \$ 466.56         | 0                       | \$ -                        | 100%                            | \$ 479.39         | 0                       | \$ 933                      | 100%                            | 2014-15                      | \$ 443.00                  |
| 38   | C          | Photographic Solicitor - Owner         | Police Code Article 1 Sec 2.26 |                            | \$ 694.47      | 2                       | \$ 1,389                    | 100%                            | \$ 713.01         | 0                       | \$ -                        | 100%                            | \$ 732.62         | 0                       | \$ 1,426                    | 100%                            | 2014-15                      | \$ 677.00                  |
| 39   | C          | Photographic Solicitor - Employee      | Police Code Article 1 Sec 2.26 |                            | \$ 248.24      | 2                       | \$ 496                      | 100%                            | \$ 254.87         | 0                       | \$ -                        | 100%                            | \$ 261.88         | 0                       | \$ 510                      | 100%                            | 2014-15                      | \$ 242.00                  |
| 40   | C          | Poker                                  | Police Code Article 1 Sec 2.26 |                            | \$ 1,379.70    | 1                       | \$ 1,380                    | 100%                            | \$ 1,416.54       | 1                       | \$ 1,417                    | 100%                            | \$ 1,455.49       | 1                       | \$ 1,417                    | 100%                            | 2014-15                      | \$ 1,345.00                |
| 41   | C          | Amendment to permit                    | Police Code Article 1 Sec 2.26 |                            | \$ 282.10      | 1                       | \$ 282                      | 100%                            | \$ 289.63         | 1                       | \$ 290                      | 100%                            | \$ 297.59         | 1                       | \$ 290                      | 100%                            | 2014-15                      | \$ 275.00                  |
| 42   | C          | Public Bathhouse                       | Police Code Article 1 Sec 2.26 |                            | \$ 1,507.93    | 0                       | \$ -                        | 100%                            | \$ 1,548.19       | 0                       | \$ -                        | 100%                            | \$ 1,590.76       | 0                       | \$ -                        | 100%                            | 2014-15                      | \$ 1,470.00                |
| 43   | C          | Public Outcry Sales                    | Police Code Article 1 Sec 2.26 |                            | \$ 1,242.24    | 0                       | \$ -                        | 100%                            | \$ 1,275.41       | 0                       | \$ -                        | 100%                            | \$ 1,310.49       | 0                       | \$ -                        | 100%                            | 2014-15                      | \$ 1,211.00                |
| 44   | C          | Second Hand Dealer                     | Police Code Article 1 Sec 2.26 |                            | \$ 209.26      | 50                      | \$ 10,463                   | 100%                            | \$ 214.85         | 30                      | \$ 6,446                    | 100%                            | \$ 220.76         | 30                      | \$ 10,743                   | 100%                            | 2014-15                      | \$ 204.00                  |
| 45   | C          | Second Hand Dealer - Auto Accessories  | Police Code Article 1 Sec 2.26 |                            | \$ 1,177.62    | 4                       | \$ 4,710                    | 100%                            | \$ 1,209.06       | 1                       | \$ 1,209                    | 100%                            | \$ 1,242.31       | 1                       | \$ 4,836                    | 100%                            | 2014-15                      | \$ 1,148.00                |
| 46   | C          | Shooting Gallery                       | Police Code Article 1 Sec 2.26 |                            | \$ 970.41      | 0                       | \$ -                        | 100%                            | \$ 996.32         | 0                       | \$ -                        | 100%                            | \$ 1,023.72       | 0                       | \$ -                        | 100%                            | 2014-15                      | \$ 946.00                  |
| 47   | C          | Skating Rink                           | Police Code Article 1 Sec 2.26 |                            | \$ 759.09      | 6                       | \$ 4,555                    | 100%                            | \$ 779.36         | 0                       | \$ -                        | 100%                            | \$ 800.79         | 0                       | \$ 4,676                    | 100%                            | 2014-15                      | \$ 740.00                  |
| 48   | C          | Tow Car driver                         | Police Code Article 1 Sec 2.26 |                            | \$ 624.71      | 200                     | \$ 124,942                  | 100%                            | \$ 641.39         | 200                     | \$ 128,278                  | 100%                            | \$ 659.03         | 200                     | \$ 128,278                  | 100%                            | 2014-15                      | \$ 609.00                  |
| 49   | C          | Tow Car Firm                           | Police Code Article 1 Sec 2.26 |                            | \$ 1,109.92    | 60                      | \$ 66,595                   | 100%                            | \$ 1,139.55       | 20                      | \$ 22,791                   | 100%                            | \$ 1,170.89       | 20                      | \$ 68,373                   | 100%                            | 2014-15                      | \$ 1,082.00                |
| 50   | C          | Trade-In Dealer                        | Police Code Article 1 Sec 2.26 |                            | \$ 1,138.64    | 0                       | \$ -                        | 100%                            | \$ 1,169.04       | 0                       | \$ -                        | 100%                            | \$ 1,201.19       | 0                       | \$ -                        | 100%                            | 2014-15                      | \$ 1,110.00                |
| 51   | C          | Valet Parking - Fixed Location         | Police Code Article 1 Sec 2.26 |                            | \$ 970.41      | 60                      | \$ 58,224                   | 100%                            | \$ 996.32         | 20                      | \$ 19,926                   | 100%                            | \$ 1,023.72       | 20                      | \$ 59,779                   | 100%                            | 2014-15                      | \$ 946.00                  |
| 52   | C          | Valet Parking - Annual Special Event   | Police Code Article 1 Sec 2.26 |                            | \$ 970.41      | 15                      | \$ 14,556                   | 100%                            | \$ 996.32         | 2                       | \$ 1,993                    | 100%                            | \$ 1,023.72       | 2                       | \$ 14,945                   | 100%                            | 2014-15                      | \$ 946.00                  |
| 53   | C          | Advertising and notices                | Police Code Article 1 Sec 2.26 |                            | \$ 180.54      | 100                     | \$ 18,054                   | 100%                            | \$ 185.36         | 31                      | \$ 5,746                    | 100%                            | \$ 190.46         | 31                      | \$ 18,536                   | 100%                            | 2014-15                      | \$ 176.00                  |
| 54   | C          | Backgrounds                            | Police Code Article 1 Sec 2.26 |                            | \$ 71.81       | 0                       | \$ -                        | 100%                            | \$ 73.72          | 100                     | \$ 7,372                    | 100%                            | \$ 75.75          | 100                     | \$ -                        | 100%                            | 2014-15                      | \$ 70.00                   |
| 55   | C          | Fingerprints                           | Police Code Article 1 Sec 2.26 |                            | \$ 101.00      | 415                     | \$ 42,745                   | 100%                            | \$ 101.00         | 250                     | \$ 10,764                   | 100%                            | \$ 101.00         | 250                     | \$ 10,764                   | 100%                            | 2014-15                      | \$ 103.00                  |

| Item                                           | Fee Status | Description                                          | Code Authorization             | Unit Basis (eg. per sq ft) | FY 2014-15 Fee | FY 2014-15 Units (Est.) | FY 2014-15 Revenue Budgeted | FY 2014-15 Cost Recovery (Est.) | FY 2015-16 Fee ** | FY 2015-16 Units (Est.) | FY 2015-16 Revenue Proposed | FY 2015-16 Cost Recovery (Est.) | FY 2016-17 Fee ** | FY 2016-17 Units (Est.) | FY 2016-17 Revenue Proposed | FY 2016-17 Cost Recovery (Est.) | Fiscal Year of Last Increase | Fee Prior to Last Increase |
|------------------------------------------------|------------|------------------------------------------------------|--------------------------------|----------------------------|----------------|-------------------------|-----------------------------|---------------------------------|-------------------|-------------------------|-----------------------------|---------------------------------|-------------------|-------------------------|-----------------------------|---------------------------------|------------------------------|----------------------------|
| Permit Licenses (payable to the Tax Collector) |            |                                                      |                                |                            |                |                         |                             |                                 |                   |                         |                             |                                 |                   |                         |                             |                                 |                              |                            |
| 1                                              | C          | Auto Wrecker                                         | Police Code Article 1 Sec 2.27 |                            | \$ 561.11      |                         | \$ -                        | N/A                             | \$ 576.09         |                         | \$ -                        | N/A                             | \$ 591.94         |                         | \$ -                        | N/A                             |                              | \$ -                       |
| 2                                              | C          | Dealer in Firearms and/or Ammunition                 | Police Code Article 1 Sec 2.27 |                            | \$ 524.18      |                         | \$ -                        | N/A                             | \$ 538.18         |                         | \$ -                        | N/A                             | \$ 552.98         |                         | \$ -                        | N/A                             |                              | \$ -                       |
| 3                                              | C          | Discharge of Cannon (per day)                        | Police Code Article 1 Sec 2.27 |                            | \$ 95.40       |                         | \$ -                        | N/A                             | \$ 97.95          |                         | \$ -                        | N/A                             | \$ 100.64         |                         | \$ -                        | N/A                             |                              | \$ -                       |
| 4                                              | C          | Driverless Auto Rental                               | Police Code Article 1 Sec 2.27 |                            | \$ 524.18      |                         | \$ -                        | N/A                             | \$ 538.18         |                         | \$ -                        | N/A                             | \$ 552.98         |                         | \$ -                        | N/A                             |                              | \$ -                       |
| 5                                              | C          | Encounter Studio - Owner                             | Police Code Article 1 Sec 2.27 |                            | \$ 95.40       |                         | \$ -                        | N/A                             | \$ 97.95          |                         | \$ -                        | N/A                             | \$ 100.64         |                         | \$ -                        | N/A                             |                              | \$ -                       |
| 6                                              | C          | Encounter Studio - Employee                          | Police Code Article 1 Sec 2.27 |                            | \$ 385.70      |                         | \$ -                        | N/A                             | \$ 396.00         |                         | \$ -                        | N/A                             | \$ 406.89         |                         | \$ -                        | N/A                             |                              | \$ -                       |
| 7                                              | C          | Escort Service - Owner                               | Police Code Article 1 Sec 2.27 |                            | \$ 585.73      |                         | \$ -                        | N/A                             | \$ 601.37         |                         | \$ -                        | N/A                             | \$ 617.91         |                         | \$ -                        | N/A                             |                              | \$ -                       |
| 8                                              | C          | Escort Service - Employee                            | Police Code Article 1 Sec 2.27 |                            | \$ 104.63      |                         | \$ -                        | N/A                             | \$ 107.43         |                         | \$ -                        | N/A                             | \$ 110.38         |                         | \$ -                        | N/A                             |                              | \$ -                       |
| 9                                              | C          | General Soliciting Agent                             | Police Code Article 1 Sec 2.27 |                            | \$ 591.89      |                         | \$ -                        | N/A                             | \$ 607.69         |                         | \$ -                        | N/A                             | \$ 624.40         |                         | \$ -                        | N/A                             |                              | \$ -                       |
| 10                                             | C          | Miniature Golf Course                                | Police Code Article 1 Sec 2.27 |                            | \$ 137.46      |                         | \$ -                        | N/A                             | \$ 141.13         |                         | \$ -                        | N/A                             | \$ 145.01         |                         | \$ -                        | N/A                             |                              | \$ -                       |
| 11                                             | C          | Museum                                               | Police Code Article 1 Sec 2.27 |                            | \$ 135.41      |                         | \$ -                        | N/A                             | \$ 139.02         |                         | \$ -                        | N/A                             | \$ 142.84         |                         | \$ -                        | N/A                             |                              | \$ -                       |
| 12                                             | C          | Nude Models in Public Photographic Studio - Owner    | Police Code Article 1 Sec 2.27 |                            | \$ 216.44      |                         | \$ -                        | N/A                             | \$ 222.22         |                         | \$ -                        | N/A                             | \$ 228.33         |                         | \$ -                        | N/A                             |                              | \$ -                       |
| 13                                             | C          | Nude Models in Public Photographic Studio - Employee | Police Code Article 1 Sec 2.27 |                            | \$ 135.41      |                         | \$ -                        | N/A                             | \$ 139.02         |                         | \$ -                        | N/A                             | \$ 142.84         |                         | \$ -                        | N/A                             |                              | \$ -                       |
| 14                                             | C          | Off-Heliport Landing Site (per day)                  | Police Code Article 1 Sec 2.27 |                            | \$ 83.09       |                         | \$ -                        | N/A                             | \$ 85.31          |                         | \$ -                        | N/A                             | \$ 87.65          |                         | \$ -                        | N/A                             |                              | \$ -                       |
| 15                                             | C          | Pawnbroker                                           | Police Code Article 1 Sec 2.27 |                            | \$ 611.38      |                         | \$ -                        | N/A                             | \$ 627.70         |                         | \$ -                        | N/A                             | \$ 644.96         |                         | \$ -                        | N/A                             |                              | \$ -                       |
| 16                                             | C          | Peddler - Nonfood                                    | Police Code Article 1 Sec 2.27 |                            | \$ 218.50      |                         | \$ -                        | N/A                             | \$ 224.33         |                         | \$ -                        | N/A                             | \$ 230.50         |                         | \$ -                        | N/A                             |                              | \$ -                       |
| 17                                             | C          | Employee                                             | Police Code Article 1 Sec 2.27 |                            | \$ 89.24       |                         | \$ -                        | N/A                             | \$ 91.63          |                         | \$ -                        | N/A                             | \$ 94.15          |                         | \$ -                        | N/A                             |                              | \$ -                       |
| 18                                             | C          | Pedicab Driver                                       | Police Code Article 1 Sec 2.27 |                            | \$ 69.75       |                         | \$ -                        | N/A                             | \$ 71.62          |                         | \$ -                        | N/A                             | \$ 73.59          |                         | \$ -                        | N/A                             |                              | \$ -                       |
| 19                                             | C          | Photographer, Public Place Owner                     | Police Code Article 1 Sec 2.27 |                            | \$ 261.58      |                         | \$ -                        | N/A                             | \$ 268.56         |                         | \$ -                        | N/A                             | \$ 275.95         |                         | \$ -                        | N/A                             |                              | \$ -                       |

| Item | Fee Status | Description                          | Code Authorization             | Unit Basis (eg. per sq ft) | FY 2014-15 Fee | FY 2014-15 Units (Est.) | FY 2014-15 Revenue Budgeted | FY 2014-15 Cost Recovery (Est.) | FY 2015-16 Fee ** | FY 2015-16 Units (Est.) | FY 2015-16 Revenue Proposed | FY 2015-16 Cost Recovery (Est.) | FY 2016-17 Fee ** | FY 2016-17 Units (Est.) | FY 2016-17 Revenue Proposed | FY 2016-17 Cost Recovery (Est.) | Fiscal Year of Last Increase | Fee Prior to Last Increase |
|------|------------|--------------------------------------|--------------------------------|----------------------------|----------------|-------------------------|-----------------------------|---------------------------------|-------------------|-------------------------|-----------------------------|---------------------------------|-------------------|-------------------------|-----------------------------|---------------------------------|------------------------------|----------------------------|
| 20   | C          | Photographer, Public Place Solicitor | Police Code Article 1 Sec 2.27 |                            | \$ 127.20      |                         | \$ -                        | N/A                             | \$ 130.60         |                         | \$ -                        | N/A                             | \$ 134.19         |                         | \$ -                        | N/A                             |                              | \$ -                       |
| 21   | C          | Photographic Solicitor - Owner       | Police Code Article 1 Sec 2.27 |                            | \$ 219.52      |                         | \$ -                        | N/A                             | \$ 225.38         |                         | \$ -                        | N/A                             | \$ 231.58         |                         | \$ -                        | N/A                             |                              | \$ -                       |
| 22   | C          | Photographic Solicitor - Employee    | Police Code Article 1 Sec 2.27 |                            | \$ 127.20      |                         | \$ -                        | N/A                             | \$ 130.60         |                         | \$ -                        | N/A                             | \$ 134.19         |                         | \$ -                        | N/A                             |                              | \$ -                       |
| 23   | C          | Poker                                | Police Code Article 1 Sec 2.27 |                            | \$ 374.42      |                         | \$ -                        | N/A                             | \$ 384.41         |                         | \$ -                        | N/A                             | \$ 394.99         |                         | \$ -                        | N/A                             |                              | \$ -                       |
| 24   | C          | Public Bathhouse                     | Police Code Article 1 Sec 2.27 |                            | \$ 506.75      |                         | \$ -                        | N/A                             | \$ 520.28         |                         | \$ -                        | N/A                             | \$ 534.58         |                         | \$ -                        | N/A                             |                              | \$ -                       |
| 25   | C          | Public Outcry Sales                  | Police Code Article 1 Sec 2.27 |                            | \$ 354.93      |                         | \$ -                        | N/A                             | \$ 364.40         |                         | \$ -                        | N/A                             | \$ 374.42         |                         | \$ -                        | N/A                             |                              | \$ -                       |
| 26   | C          | Tow Car Driver                       | Police Code Article 1 Sec 2.27 |                            | \$ 78.99       |                         | \$ -                        | N/A                             | \$ 81.10          |                         | \$ -                        | N/A                             | \$ 83.33          |                         | \$ -                        | N/A                             |                              | \$ -                       |
| 27   | C          | Tow Car Firm-First Tow Truck         | Police Code Article 1 Sec 2.27 |                            | \$ 624.71      |                         | \$ -                        | N/A                             | \$ 641.39         |                         | \$ -                        | N/A                             | \$ 659.03         |                         | \$ -                        | N/A                             |                              | \$ -                       |
| 28   | C          | Each Additional Tow Truck            | Police Code Article 1 Sec 2.27 |                            | \$ 245.17      |                         | \$ -                        | N/A                             | \$ 251.71         |                         | \$ -                        | N/A                             | \$ 258.63         |                         | \$ -                        | N/A                             |                              | \$ -                       |
| 29   | C          | Trade-In Dealer                      | Police Code Article 1 Sec 2.27 |                            | \$ 694.47      |                         | \$ -                        | N/A                             | \$ 713.01         |                         | \$ -                        | N/A                             | \$ 732.62         |                         | \$ -                        | N/A                             |                              | \$ -                       |
| 30   | C          | Valet Parking - Fixed Location       | Police Code Article 1 Sec 2.27 |                            | \$ 325.18      |                         | \$ -                        | N/A                             | \$ 333.86         |                         | \$ -                        | N/A                             | \$ 343.04         |                         | \$ -                        | N/A                             |                              | \$ -                       |
| 31   | C          | Valet Parking - Annual Special Event | Police Code Article 1 Sec 2.27 |                            | \$ 219.52      |                         | \$ -                        | N/A                             | \$ 225.38         |                         | \$ -                        | N/A                             | \$ 231.58         |                         | \$ -                        | N/A                             |                              | \$ -                       |
| 32   | C          | Vehicle for Hire, Nonmotorized       | Police Code Article 1 Sec 2.27 |                            | \$ 219.52      |                         | \$ -                        | N/A                             | \$ 225.38         |                         | \$ -                        | N/A                             | \$ 231.58         |                         | \$ -                        | N/A                             |                              | \$ -                       |

Fee Status: C - Continuing  
M - Modified  
N - New  
D - Discontinued

Port of San Francisco Building Code

**SECTION 110A  
FEE TABLES**

**SCHEDULE OF FEE TABLES:**

- 1A-A Building Permit Fees
  - 1. New construction permit fee
  - 2. Alteration permit fee
  - 3. Standard permit fee for plumbing, electrical and/or mechanical
  
- 1A-B Building Permit Application and Plan Review Fees
  - 1. Back check fee
  - 2. Commencement of work not started
  - 3. Electrical plan review fee
  - 4. Mechanical plan review fee
  - 5. Plan review fees for new construction, alterations, grading and demolition
  - 6. Pre-application plan review:
  - 7. Reduced plan review fee
  - 8. Plumbing plan review fee
  - 9. Hourly plan review fee
  
- 1A-C Plumbing Permit and Inspection Fees
  - 1. Permit issuance fee
  - 2. Standard inspection fees
  
- 1A-D Mechanical Permit and Inspection Fees
  - 1. Permit issuance fee
  - 2. Standard inspection fees
  
- 1A-E Electrical Permit and Inspection Fees
  - 1. Permit issuance fee
  - 2. Standard inspection fees
  - 3. Permit and inspection fees for areas of 10,000 square feet or more
  
- 1A-F Specialty Permit Fees
  - 1. Demolition permit fee
  - 2. Grading permit fee
  - 3. Building moving permit fee
  - 4. Site verification fee for recommencement of work not completed
  - 5. Reroofing permit fee
  - 6. Strong motion instrumentation fee
  
- 1A-G Inspections, Surveys and Reports
  - 1. Standard hourly inspection fee
  - 2. Off-hours Inspection fee
  - 3. Pre-application inspection fee
  - 4. Re-inspection fee
  - 5. Site survey fee
  - 6. Temporary Certificate of Occupancy
  
- 1A-H Consultant Fee for Outside Services
  - 1. Service fees for survey writing, report writing and/or hearing services by outside consultants

## Port of San Francisco Building Code

2. Service fees for inspections by outside consultants
3. Service fees for plan review by outside consultants

### 1A-I Reserved

### 1A-J Miscellaneous Fees

1. Permit processing fee
2. Facility Identification Number (FIN) processing fee
3. Extension of time: application cancellation and permit expiration
4. Hazardous Wastes review fee
5. Construction Dust Control review fee
6. Storm Water Management and Discharge Control review fee
7. Administrative costs fee
8. Green Building Standards fee
9. Technical Surcharge fee

### 1A-K Investigation Fees, Hearings, Code Enforcement Fees

1. Appeal Hearing fees
2. Chief Harbor Engineer's Abatement Orders
3. Emergency Order
4. Investigation of work exceeding the scope of the approved permit
5. Investigation work without a permit

### 1A-L Public Information

1. Reproduction and dissemination of public information
2. Replacement of approved construction documents
3. Record retention fee.

### 1A-R Refunds

1. Building permit/inspection fees
2. Combination permit and inspection fees
3. Miscellaneous fees

**Port of San Francisco Building Code**

**TABLE 1A-A — BUILDING PERMIT FEES**

**1. NEW CONSTRUCTION PERMIT FEE <sup>1</sup>**

| TOTAL VALUATION                | FEE                                                                                                                                    |
|--------------------------------|----------------------------------------------------------------------------------------------------------------------------------------|
| \$1.00 to \$500.00             | \$20.50 (minimum fee)                                                                                                                  |
| \$501.00 to \$2,000.00         | \$20.50 for the first \$500.00 plus \$3.00 for each additional \$100.00 or fraction thereof, to and including \$2,000.00               |
| \$2,001.00 to \$25,000.00      | \$66.00 for the first \$2,000.00 plus \$12.50 for each additional \$1,000.00 or fraction thereof, to and including \$25,000.00         |
| \$25,001.00 to \$50,000.00     | \$354.00 for the first \$25,000.00 plus \$8.75 for each additional \$1,000.00 or fraction thereof, to and including \$50,000.00        |
| \$50,001.00 to \$100,000.00    | \$573.00 for the first \$50,000.00 plus \$6.00 for each additional \$1,000.00 or fraction thereof, to and including \$100,000.00       |
| \$100,001.00 to \$500,000.00   | \$874.00 for the first \$100,000.00 plus \$5.00 for each additional \$1,000.00 or fraction thereof, to and including \$500,000.00      |
| \$500,001.00 to \$1,000,000.00 | \$2,875.00 for the first \$500,000.00 plus \$4.25 for each additional \$1,000.00 or fraction thereof, to and including \$ 1,000,000.00 |
| \$1,000,001.00 and greater     | \$5,001.00 for the first \$1,000,000.00 plus \$3.25 for each additional \$1,000.00 or fraction thereof                                 |

**2. ALTERATION PERMIT FEE <sup>1</sup>**

| TOTAL VALUATION     | FEE                                                                                          |
|---------------------|----------------------------------------------------------------------------------------------|
| \$1.00 to \$100,000 | 1.3 times new construction permit fee (minimum fee \$26.65)                                  |
| \$100,001 and up    | \$1,135.00 plus 1.25 times the new construction permit fee for values greater than \$100,000 |

1. These permit fees do not include other fees that may be required by other departments: Public Works, Planning, Fire, Public Health, etc., nor do they include plumbing, electrical or mechanical permit fees unless so stated in the other fee tables.

**3. STANDARD PERMIT FEE**

The standard permit fee for Plumbing, Electrical and/or Mechanical permits is \$80.00

**Port of San Francisco Building Code**

**TABLE 1A-B — BUILDING PERMIT APPLICATION AND PLAN REVIEW FEES**

|    |                                                                             |                                                            |
|----|-----------------------------------------------------------------------------|------------------------------------------------------------|
| 1. | Back check fee <sup>1</sup>                                                 | Standard plan review fee                                   |
| 2. | Commencement of work not started:                                           |                                                            |
|    | Building permit fee                                                         | 50% of current fee                                         |
|    | Plan review fee                                                             | 50% of current fee                                         |
| 3. | Electrical plan review fee                                                  | Standard plan review fee                                   |
| 4. | Mechanical plan review fee                                                  | Standard plan review fee                                   |
| 5. | Plan review fees for new construction, alterations, grading and demolitions | 65% of new construction building permit fee per Table 1A-A |
| 6. | Pre-application plan review:                                                |                                                            |
|    | Minimum fee (first 1 hour or fraction thereof)                              | 2 times Standard plan review fee                           |
|    | Each participating employee hour or fraction thereof after the first hour   | Standard plan review fee                                   |
| 7. | Reduced plan review fee                                                     | 50% of the Standard plan review fee                        |
| 8. | Plumbing plan review fee                                                    | Standard plan review fee                                   |
| 9. | Hourly plan review fee                                                      | \$80.00 per hour or fraction thereof                       |

<sup>1</sup> NOTE: "Back check" is defined as: (1) that time spent checking applicant-initiated revisions to plans regardless of their effect on valuation or scope and size of the project; or (2) any additional plan check performed on required revisions to plans subsequent to the initial revision submittal.



**Port of San Francisco Building Code**

**TABLE 1A-C — PLUMBING PERMIT AND INSPECTION FEES**

- |                                                                          |                                                  |
|--------------------------------------------------------------------------|--------------------------------------------------|
| 1. Permit issuance fee:                                                  | Standard Plumbing Permit fee                     |
| 2. Standard inspection fees:                                             |                                                  |
| For each inspection, re-inspection<br>or additional inspection required: | Standard hourly inspection fee<br>per Table 1A-G |

**Port of San Francisco Building Code**

**TABLE 1A-D — MECHANICAL PERMIT AND INSPECTION FEES**

- |                                                                          |                                                  |
|--------------------------------------------------------------------------|--------------------------------------------------|
| 1. Permit issuance fee:                                                  | Standard Mechanical Permit fee                   |
| 2. Standard inspection fees:                                             |                                                  |
| For each inspection, re-inspection<br>or additional inspection required: | Standard hourly inspection fee<br>per Table 1A-G |

**Port of San Francisco Building Code**

**TABLE 1A-E — ELECTRICAL PERMIT AND INSPECTION FEES**

- 1. Permit issuance fee: Standard Permit fee
  
- 2. Standard inspection fees:  
 For each inspection, re-inspection or additional inspection required: Standard hourly inspection fee per Table 1A-G

- 3. Permit and inspection fees for areas of 10,000 square feet and more:

Residential and commercial installations where area of work is 10,000 square feet (929.3 m<sup>2</sup>) or more. (The work may include new construction and/or alterations)

|                                                                                                                                                                                                                      |            |
|----------------------------------------------------------------------------------------------------------------------------------------------------------------------------------------------------------------------|------------|
| 10,000 square feet (929.3m <sup>2</sup> ) up to 30,000 square feet (2,787.9 m <sup>2</sup> )<br>(includes permit issuance and up to a maximum of 15 inspections - See item 2 for additional inspections if required) | \$1,026.00 |
| Over 30,000 square feet (2,787.9 m <sup>2</sup> )<br>(includes permit issuance fee and inspections)                                                                                                                  | \$5,026.00 |

**Port of San Francisco Building Code**

**TABLE 1A-F — SPECIALTY PERMIT FEES**

|    |                                                                                                |                                                    |
|----|------------------------------------------------------------------------------------------------|----------------------------------------------------|
| 1. | Demolition permit fee:                                                                         | See Table 1A-A                                     |
| 2. | Grading permit fee:                                                                            | See Table 1A-B                                     |
| 3. | Building moving permit fee:                                                                    | \$123.00                                           |
| 4. | Site verification fee for<br>recommencement of work not completed :                            | Standard hourly inspection fee (per<br>Table 1A-G) |
| 5. | Reroofing permit fee:                                                                          | \$68.50                                            |
| 6. | Strong motion instrumentation fee:                                                             |                                                    |
|    | Group R Occupancies of 3 stories or less, except<br>hotels and motels                          | 0.00010 times the valuation                        |
|    | Hotels and motels, all buildings greater than 3 stories,<br>all occupancies other than Group R | 0.00021 times the valuation                        |
|    | Minimum fee:                                                                                   | \$0.50                                             |

Port of San Francisco Building Code

TABLE 1A-G — INSPECTIONS, SURVEYS AND REPORTS

|                                                                                   |                                                                                                                                                                                                                                                   |
|-----------------------------------------------------------------------------------|---------------------------------------------------------------------------------------------------------------------------------------------------------------------------------------------------------------------------------------------------|
| 1. Standard hourly inspection fee:                                                | \$80.00/hr. or fraction thereof                                                                                                                                                                                                                   |
| 2. Off-hours inspection fee:                                                      | 1.5 times the standard hourly inspection fee,<br>4-hour minimum                                                                                                                                                                                   |
| 3. Pre-application inspection fee:                                                |                                                                                                                                                                                                                                                   |
| Minimum fee (first 1 hour or fraction thereof)<br>for each participating employee | 2 times the standard hourly inspection fee                                                                                                                                                                                                        |
| Each participating employee<br>hour or fraction thereof after the first hour      | Standard hourly inspection fee                                                                                                                                                                                                                    |
| 4. Re-inspection fee:                                                             | Standard hourly inspection fee                                                                                                                                                                                                                    |
| 5. Site Survey fee:                                                               | Minimum fee is 2 times the standard hourly<br>inspection fee for the first hour or fraction thereof<br>per inspector or staff engineer. The standard<br>hourly inspection fee is charged per hour or<br>fraction thereof after the first 2 hours. |
| 6. Temporary Certificate of Occupancy:                                            |                                                                                                                                                                                                                                                   |
| Issuance fee:                                                                     | Standard hourly inspection fee – Minimum Two<br>Hours                                                                                                                                                                                             |
| Inspection fee:                                                                   | Standard hourly inspection fee                                                                                                                                                                                                                    |

**Port of San Francisco Building Code**

**TABLE 1A-H — CONSULTANT FEES FOR OUTSIDE SERVICES**

- |                                                                                                    |                                                           |
|----------------------------------------------------------------------------------------------------|-----------------------------------------------------------|
| 1. Service fees for survey writing, report writing and/or hearing services by outside consultants: | Actual costs including administrative and overhead costs. |
| 2. Service fees for inspections by outside consultants:                                            | Actual costs including administrative and overhead costs. |
| 3. Service fees for plan review by outside consultants:                                            | Actual costs including administrative and overhead costs. |

Port of San Francisco Building Code

TABLE 1A-I — RESERVED

**Port of San Francisco Building Code**

**TABLE 1A-J — MISCELLANEOUS FEES**

|    |                                                                    |                                                                                                            |
|----|--------------------------------------------------------------------|------------------------------------------------------------------------------------------------------------|
| 1. | Permit processing fee:                                             | (see Section 110A – Table 1A-A – Building Permit Fees)                                                     |
| 2. | Facility Identification Number (FIIN) processing fee:              | \$16.55                                                                                                    |
| 3. | Extension of time: application cancellation and permit expiration: |                                                                                                            |
|    | Each application extension:                                        | Standard inspection fee                                                                                    |
|    | Each permit extension:                                             | Standard inspection fee                                                                                    |
|    | Each inspection performed during the extension period:             | Standard inspection fee                                                                                    |
| 4. | Hazardous Wastes review fee:                                       | Standard plan review fee                                                                                   |
| 5. | Construction Dust Control review fee:                              | Standard plan review fee                                                                                   |
| 6. | Stormwater Management and Discharge Control Review fee:            | Standard plan review fee                                                                                   |
| 7. | Administrative costs fee:                                          | Standard inspection fee                                                                                    |
| 8. | Green Building Standards fee:                                      | Pursuant to the provisions of California Health & Safety Code Section 18930.5, 18931.6, 18931.7 & 18938.39 |
| 9. | Technical Surcharge fee:                                           | 2% of permit cost                                                                                          |





**Port of San Francisco Building Code**

**TABLE 1A-L — PUBLIC INFORMATION**

|                                                          |                       |
|----------------------------------------------------------|-----------------------|
| 1. Reproduction and dissemination of public information: |                       |
| Copy prints (up to 8.5" x 14") each                      | \$0.60                |
| Copy prints (over 8.5" x 14" to 30") each                | \$1.65                |
| Copy prints (over 30") each                              | \$6.00                |
| File on Compact Disk (CD): Up to 50 Megabytes            | \$50.00               |
| Each additional Megabyte                                 | \$1.00                |
| 2. Replacement of approved construction documents:       |                       |
| Each sheet of plans                                      | \$4.20                |
| Each 50 pages of specifications or fraction thereof      | \$7.10                |
| 3. Record retention fee:                                 | .08% of the valuation |

Reproduction fees may be based on private party services plus administrative costs.

## Port of San Francisco Building Code

### TABLE 1A-R — REFUNDS

Partial or complete refunds of only those fees contained herein will be given, provided the applicant meets the refund requirements of the applicable section of this code. No other fees are refundable, except as follows:

1. Building permit/inspection/plan review fees:

|                            |                                                                                                                                        |
|----------------------------|----------------------------------------------------------------------------------------------------------------------------------------|
| Building permit/inspection | Amount paid less two times the Standard inspection fee for 1 hr. or actual costs, whichever is greater. No refunds after work started. |
| Plan review                | Amount determined by the Chief Harbor Engineer less two times the Standard inspection fee for 1 hr.                                    |

2. Electrical/mechanical/plumbing permit/inspection fees:

|                              |                                                                                                                                        |
|------------------------------|----------------------------------------------------------------------------------------------------------------------------------------|
| Electrical permit/inspection | Amount paid less two times the Standard inspection fee for 1 hr. or actual costs, whichever is greater. No refunds after work started. |
| Mechanical permit/inspection | Amount paid less two times the Standard inspection fee for 1 hr. or actual costs, whichever is greater. No refunds after work started. |
| Plumbing permit/inspection   | Amount paid less two times the Standard inspection fee for 1 hr. or actual costs, whichever is greater. No refunds after work started. |

3. Miscellaneous Fees:

Amount paid less the Standard Inspection Fee for 1 hr. No refunds less than \$80.00

**PORT PLANNING & DEVELOPMENT FEE TABLES FOR BUILDING PERMIT PROCESSING**

(a) Building permit applications for a change in use or alteration of an existing building, to be collected by Port of San Francisco; provided, however, that the fees charged for Planning Department approval over-the-counter for the replacement of windows, roofs, siding, and doors shall be reduced to ½ the fee set forth below.

| Estimated Construction Cost    | Initial Fee                                                                                  |
|--------------------------------|----------------------------------------------------------------------------------------------|
| \$0.00 to \$499.00             | \$272.00                                                                                     |
| \$500.00 to \$1,999.00         | \$272.00 plus 14.27% of cost over \$500.00                                                   |
| \$2,000.00 to \$9,999.00       | \$486.00 plus 2.85% of cost over \$2,000.00                                                  |
| \$10,000.00 to \$99,999.00     | \$714.00 plus .50% of cost over \$10,000.00 plus \$72.00 Discretionary Review Surcharge      |
| \$100,000.00 to \$499,999.00   | \$1,164.00 plus 0.50% of cost over \$100,000.00 plus \$72.00 Discretionary Review Surcharge  |
| \$500,000.00 to \$4,999,999.00 | \$3,164.00 plus 0.386% of cost over \$500,000.00 plus \$72.00 Discretionary Review Surcharge |
| \$5,000,000.00 or more         | \$3,164.00 plus .386% of cost over \$500,000.00 plus \$72.00 Discretionary Review Surcharge  |

- (1) Application with Verified Violations of this Code: The Planning Department shall charge time and materials as set forth in Section 350(c).
- (2) Back-Check Fee for Permit Revisions: \$170.00 for the initial fee, plus time and materials as set forth in Section 350(c), to be collected at time of permit issuance.
- (3) Shadow Impact Fee for New Construction or Alteration Exceeding 40 Feet in Height (Section 295): *Contact Port Planning 274-0400*
- (4) Public Notification Fee for Projects Requiring Public Notice Pursuant to Section 311: *Contact Port Planning 274-0400*
- (5) For projects with a construction cost of \$5,000,000.00 or more, the applicant shall be charged the permit fee for a project with a \$5,000,000.00 construction cost.
- (6) Permits for solar panels and over-the-counter permits for solar equipment installation shall be \$115.00 per permit.

(b) Building Permit Applications for a New Building:

| Estimated Construction Cost    | Initial Fee                                                                                 |
|--------------------------------|---------------------------------------------------------------------------------------------|
| Less than \$100,000.00         | \$1,547.00 plus .665% of cost over \$100,000.00 plus \$72.00 Discretionary Review Surcharge |
| \$100,000.00 to \$4,999,999.00 | \$4,207.00 plus .513% of cost over \$100,000.00 plus \$72.00 Discretionary Review Surcharge |
| \$500,000.00 or more           | \$27,292.00, plus \$72.00 Discretionary Review Surcharge                                    |

(c) Demolition application fees may be collected by Port of San Francisco Building Code

(d) Fire, Police and Health Department Permit Applications Referral Review: \$105.00 initial fee collected by the other departments in conjunction with current fee collections, plus time and materials as set forth in Section 350(c).

(e) Sign Permit Applications, may be collected by Port of San Francisco Building Code

PORT FIRE FEE TABLES (adopted from SFFD)

TABLE 113-B - PLAN REVIEW FEES

| VALUATION                    | FEE                                                  |
|------------------------------|------------------------------------------------------|
| \$0 .....\$500               | 59.51                                                |
| \$500 .....\$2,000           | 90.49 plus \$18.420 per \$1,000 over \$500           |
| \$2,000 .....\$25,000        | \$118.12 plus \$13.637 per \$1,000 over \$2,000      |
| \$25,000 .....\$50,000       | \$431.78 plus \$9.186 per \$1,000 over \$25,000      |
| \$50,000 .....\$100,000      | \$661.42 plus \$6.138 per \$1,000 over \$50,000      |
| \$100,000 .....\$500,000     | \$968.32 plus \$2.524 pr \$1,000 over \$100,000      |
| \$500,000 .....\$1,000,000   | \$1,977.92 plus \$1.413 per \$1,000 over \$500,000   |
| \$1,000,000 .....\$5,000,000 | \$2,684.50 plus \$1.075 per \$1,000 over \$1,000,000 |
| \$5,000,000                  | \$6,982 plus \$0.542 per \$1,000 over \$5,000,000    |

TABLE 113-C - FIELD INSPECTION FEES

| VALUATION    |               | FEE/INSP. TIME CREDIT  |
|--------------|---------------|------------------------|
| Over         | Not More Than |                        |
| \$0          | \$10,000      | \$110.00 ONE HOUR      |
| \$10,000     | \$50,000      | \$220.00 TWO HOURS     |
| \$50,000     | \$500,000     | \$330.00 THREE HOURS   |
| \$500,000    | \$5,000,000   | \$550.00 FIVE HOURS    |
| \$5,000,000  | \$10,000,000  | \$1100.00 TEN HOURS    |
| \$10,000,000 | \$25,000,000  | \$2200.00 TWENTY HOURS |
| \$25,000,000 |               | \$3300.00 THIRTY HOURS |

GREEN BUILDING FEE  
SB 1473□

Effective September 30, 2008 SB 1473 requires the collection of a fee from an applicant for a building permit, assessed at the rate of four dollars (\$4) per one hundred thousand dollars (\$100,000) in valuation, with appropriate fractions thereof, but not less than one dollar (\$1). "Appropriate fractions thereof" is interpreted to be \$1 per every twenty-five thousand (\$25,000) in valuation per table illustrated below.

| Permit Valuation                                   | Fee     |
|----------------------------------------------------|---------|
| \$1 – 25,000                                       | \$1     |
| \$25,001 – 50,000                                  | \$2     |
| \$50,001 – 75,000                                  | \$3     |
| \$75,001 – 100,000                                 | \$4     |
| Every \$25,000 or fraction thereof above \$100,000 | Add \$1 |

Port of San Francisco  
Tariff No. 5□

Rules, Regulations, Rates, and Charges – Can be found here online:

<http://www.sfport.com/modules/showdocument.aspx?documentid=5232>

**Budget Form 2B: Schedule of Licenses, Permits, Fines & Service Charges**  
**DEPARTMENT: SAN FRANCISCO PUBLIC LIBRARY (LIB)**

|                                                                          |      |
|--------------------------------------------------------------------------|------|
| Inflation Factor for FY 2015-16 Fee Auto Increase as per Code Section ** | 2.7% |
| Inflation Factor for FY 2016-17 Fee Auto Increase as per Code Section ** | 2.8% |

| Item | Fee Status | Description                                                                                    | Code Authorization | Unit Basis (e.g., per sq. ft.) | FY 2014-15 Fee                                           | FY 2014-15 Units (Est.) | FY 2014-15 Revenue Budgeted | FY 2014-15 Cost Recovery (Est.) | FY 2015-16 Fee **                                        | FY 2015-16 Units (Est.) | FY 2015-16 Revenue Proposed | FY 2015-16 Cost Recovery (Est.) | FY 2016-17 Fee **                                        | FY 2016-17 Units (Est.) | FY 2016-17 Revenue Proposed | FY 2016-17 Cost Recovery (Est.) | Fiscal Year of Last Increase | Fee Prior to Last Increase           |
|------|------------|------------------------------------------------------------------------------------------------|--------------------|--------------------------------|----------------------------------------------------------|-------------------------|-----------------------------|---------------------------------|----------------------------------------------------------|-------------------------|-----------------------------|---------------------------------|----------------------------------------------------------|-------------------------|-----------------------------|---------------------------------|------------------------------|--------------------------------------|
| 1    | C          | Overdue fines for Adults(18-64)                                                                | 8.21-2             | per item overdue               | \$0.10-\$5.00                                            | N/A                     |                             |                                 | \$0.10-\$5.00                                            | N/A                     |                             |                                 | \$0.10-\$5.00                                            | N/A                     |                             |                                 |                              | \$ -                                 |
|      |            | Video & Digital Video Discs (DVDs)                                                             | 8.21-2             | per item overdue               | \$0.10-\$5.00                                            | N/A                     |                             |                                 | \$0.10-\$5.00                                            | N/A                     |                             |                                 | \$0.10-\$5.00                                            | N/A                     |                             |                                 | 2013                         | \$ -                                 |
| 3    | C          | Orchestral/Music Sets for Adults & Seniors                                                     | 8.21-2             | per item overdue               | \$0.25-\$5.00                                            | N/A                     | \$ 405,000                  | 100%                            | \$0.25-\$5.00                                            | N/A                     | \$ 300,000                  | 100%                            | \$0.25-\$5.00                                            | N/A                     | \$ 300,000                  | 100%                            |                              | \$ -                                 |
| 4    | C          | Overdue fines for Seniors (over 65)                                                            | 8.21-2             | per item overdue               | \$0.05-\$5.00                                            | N/A                     |                             |                                 | \$0.05-\$5.00                                            | N/A                     |                             |                                 | \$0.05-\$5.00                                            | N/A                     |                             |                                 |                              | \$ -                                 |
| 5    | C          | Returned Checks                                                                                | 8.21-2             | per check                      | \$ 35.00                                                 | N/A                     |                             |                                 | \$ 35.00                                                 | N/A                     |                             |                                 | \$35                                                     | N/A                     |                             |                                 |                              | \$ -                                 |
| 6    | C          | Lost Card: Adult/Seniors                                                                       | 8.21-2             | per card                       | \$ 1.00                                                  | N/A                     |                             |                                 | \$ 1.00                                                  | N/A                     |                             |                                 | \$ 1.00                                                  | N/A                     |                             |                                 |                              | \$ -                                 |
| 7    | C          | Lost Card: Youth (0-17 yrs)                                                                    | 8.21-2             | per card                       | \$ 0.50                                                  | N/A                     |                             |                                 | \$ 0.50                                                  | N/A                     |                             |                                 | \$ 0.50                                                  | N/A                     |                             |                                 |                              | \$ -                                 |
| 8    | C          | Processing Fee (PF): Cataloged materials                                                       | 8.21-2             | per lost item                  | \$ 5.00                                                  | N/A                     |                             |                                 | \$ 5.00                                                  | N/A                     |                             |                                 | \$ 5.00                                                  | N/A                     |                             |                                 |                              | \$ -                                 |
| 9    | C          | Media Case(lost)                                                                               | 8.21-2             | per case                       | \$ 1.00                                                  | N/A                     | \$ 180,000                  | 100%                            | \$ 1.00                                                  | N/A                     | \$ 180,000                  | 100%                            | \$ 1.00                                                  | N/A                     | \$ 180,000                  | 100%                            | 2008                         | From Audiocassette to Media Case     |
| 10   | C          | Barcode Label                                                                                  | 8.21-2             | per label                      | \$ 0.25                                                  | N/A                     |                             |                                 | \$ 0.25                                                  | N/A                     |                             |                                 | \$ 0.25                                                  | N/A                     |                             |                                 |                              | \$ -                                 |
| 11   | C          | Barcode & Flyleaf                                                                              | 8.21-2             | per Barcode & Flyleaf          | \$ 1.00                                                  | N/A                     |                             |                                 | \$ 1.00                                                  | N/A                     |                             |                                 | \$ 1.00                                                  | N/A                     |                             |                                 |                              | \$ -                                 |
| 12   | C          | Books by Mail                                                                                  | 8.21-2             | per book                       | \$3 or cost of shipping & handling, whichever is greater | N/A                     |                             |                                 | \$3 or cost of shipping & handling, whichever is greater | N/A                     |                             |                                 | \$3 or cost of shipping & handling, whichever is greater | N/A                     |                             |                                 |                              | \$ -                                 |
| 13   | C          | Public Copy and Print                                                                          | N/A                | per page                       | Black & white: \$0.10; color: \$0.40                     | N/A                     | \$ 180,000                  | 100%                            | Black & white: \$0.10; color: \$0.40                     | N/A                     | \$ 180,000                  | 100%                            | Black & white: \$0.10; color: \$0.40                     | N/A                     | \$ 180,000                  | 100%                            |                              | \$ -                                 |
| 14   | C          | Inter-Library Loan: Photocopy                                                                  | 8.21-2             | per page                       | \$ 0.25                                                  | N/A                     |                             |                                 | \$ 0.25                                                  | N/A                     |                             |                                 | \$ 0.25                                                  | N/A                     |                             |                                 |                              | \$ -                                 |
| 15   | C          | Inter-Library Loan: Photocopy (maximum of 50 pages/day) - Rush                                 | 8.21-2             | per page                       | \$ 5.00                                                  | N/A                     |                             |                                 | \$ 5.00                                                  | N/A                     |                             |                                 | \$ 5.00                                                  | N/A                     |                             |                                 |                              | \$ -                                 |
| 16   | C          | Hardbook: Adult/Teen, Non-fiction                                                              | 8.21-2             | per book                       | \$ 35.00                                                 | N/A                     |                             |                                 | \$ 35.00                                                 | N/A                     |                             |                                 | \$ 35.00                                                 | N/A                     |                             |                                 |                              | \$ -                                 |
| 17   | C          | Hardbook: Adult/Teen, Fiction                                                                  | 8.21-2             | per book                       | \$ 25.00                                                 | N/A                     |                             |                                 | \$ 25.00                                                 | N/A                     |                             |                                 | \$ 25.00                                                 | N/A                     |                             |                                 |                              | \$ -                                 |
| 18   | C          | Hardbook: Juvenile, Non-fiction                                                                | 8.21-2             | per book                       | \$ 20.00                                                 | N/A                     |                             |                                 | \$ 20.00                                                 | N/A                     |                             |                                 | \$ 20.00                                                 | N/A                     |                             |                                 |                              | \$ -                                 |
| 19   | C          | Hardbook: Juvenile, Fiction                                                                    | 8.21-2             | per book                       | \$ 15.00                                                 | N/A                     |                             |                                 | \$ 15.00                                                 | N/A                     |                             |                                 | \$ 15.00                                                 | N/A                     |                             |                                 |                              | \$ -                                 |
| 20   | C          | Paperback: Cataloged: Adult/Teen Non-Fiction                                                   | 8.21-2             | per book                       | \$ 20.00                                                 | N/A                     |                             |                                 | \$ 20.00                                                 | N/A                     |                             |                                 | \$ 20.00                                                 | N/A                     |                             |                                 |                              | \$ -                                 |
| 21   | C          | Paperback: Cataloged: Adult/Teen Fiction                                                       | 8.21-2             | per book                       | \$ 10.00                                                 | N/A                     |                             |                                 | \$ 10.00                                                 | N/A                     |                             |                                 | \$ 10.00                                                 | N/A                     |                             |                                 |                              | \$ -                                 |
| 22   | C          | Paperback: Cataloged: Juvenile Non-fiction                                                     | 8.21-2             | per book                       | \$ 10.00                                                 | N/A                     |                             |                                 | \$ 10.00                                                 | N/A                     |                             |                                 | \$ 10.00                                                 | N/A                     |                             |                                 |                              | \$ -                                 |
| 23   | C          | Paperback: Cataloged: Juvenile Fiction                                                         | 8.21-2             | per book                       | \$ 5.00                                                  | N/A                     |                             |                                 | \$ 5.00                                                  | N/A                     |                             |                                 | \$ 5.00                                                  | N/A                     |                             |                                 |                              | \$ -                                 |
| 24   | C          | Other Materials: Paperback                                                                     | 8.21-2             | per item                       | \$ 5.00                                                  | N/A                     |                             |                                 | \$ 5.00                                                  | N/A                     |                             |                                 | \$ 5.00                                                  | N/A                     |                             |                                 |                              | \$ -                                 |
| 25   | C          | Other Materials: Paperback/Hardback: International Generic Record - based on fair market value | 8.21-2             | per item                       | \$5.00-\$15.00                                           | N/A                     |                             |                                 | \$5.00-\$15.00                                           | N/A                     |                             |                                 | \$5.00-\$15.00                                           | N/A                     |                             |                                 |                              | \$ -                                 |
| 26   | C          | Periodicals/Magazines                                                                          | 8.21-2             | per item                       | \$ 5.00                                                  | N/A                     |                             |                                 | \$ 5.00                                                  | N/A                     |                             |                                 | \$ 5.00                                                  | N/A                     |                             |                                 |                              | \$ -                                 |
| 27   | C          | Phone record                                                                                   | 8.21-2             | per item                       | \$ 15.00                                                 | N/A                     |                             |                                 | \$ 15.00                                                 | N/A                     |                             |                                 | \$ 15.00                                                 | N/A                     |                             |                                 |                              | \$ -                                 |
| 28   | C          | Audiocassettes                                                                                 | 8.21-2             | per tape                       | \$10.00-Fair market value of set                         | N/A                     | \$ 57,800                   | 100%                            | \$10.00-Fair market value of set                         | N/A                     | \$ 57,800                   | 100%                            | \$10.00-Fair market value of set                         | N/A                     | \$ 57,800                   | 100%                            |                              | \$ -                                 |
| 29   | C          | Videos & DVDs                                                                                  | 8.21-2             | per video/DVD                  | \$ 20.00                                                 | N/A                     |                             |                                 | \$ 20.00                                                 | N/A                     |                             |                                 | \$ 20.00                                                 | N/A                     |                             |                                 |                              | \$ -                                 |
| 30   | C          | Supplementary Materials: Incl booklets, libretti, maps, CDs etc. (no PF)                       | 8.21-2             | per item                       | \$ 3.00                                                  | N/A                     |                             |                                 | \$ 3.00                                                  | N/A                     |                             |                                 | \$ 3.00                                                  | N/A                     |                             |                                 |                              | \$ -                                 |
| 31   | C          | Sheet Music/Scores                                                                             | 8.21-2             | per sheet                      | \$ 30.00                                                 | N/A                     |                             |                                 | \$ 30.00                                                 | N/A                     |                             |                                 | \$ 30.00                                                 | N/A                     |                             |                                 | 2008                         | FMV as set by Library Art/Music Dept |
| 32   | C          | Sheet Music/Uncataloged                                                                        | 8.21-2             | per sheet                      | \$ 30.00                                                 | N/A                     |                             |                                 | \$ 30.00                                                 | N/A                     |                             |                                 | \$ 30.00                                                 | N/A                     |                             |                                 | 2008                         | FMV as set by Library Art/Music Dept |
| 33   | C          | Audio Books                                                                                    | 8.21-2             | per tape or CD                 | \$5.00-Fair market value of set                          | N/A                     |                             |                                 | \$5.00-Fair market value of set                          | N/A                     |                             |                                 | \$5.00-Fair market value of set                          | N/A                     |                             |                                 | 2008                         | CD was added                         |



| Item | Fee Status | Description                                                                               | Code Authorization | Unit Basis (e.g., per sq. ft.) | FY 2014-15 Fee                                                                                                                                                                               | FY 2014-15 Units (Est.) | FY 2014-15 Revenue Budgeted | FY 2014-15 Cost Recovery (Est.) | FY 2015-16 Fee **                                                                                                                                                                            | FY 2015-16 Units (Est.) | FY 2015-16 Revenue Proposed | FY 2015-16 Cost Recovery (Est.) | FY 2016-17 Fee **                                                                                                                                                                            | FY 2016-17 Units (Est.) | FY 2016-17 Revenue Proposed | FY 2016-17 Cost Recovery (Est.) | Fiscal Year of Last Increase | Fee Prior to Last Increase |  |
|------|------------|-------------------------------------------------------------------------------------------|--------------------|--------------------------------|----------------------------------------------------------------------------------------------------------------------------------------------------------------------------------------------|-------------------------|-----------------------------|---------------------------------|----------------------------------------------------------------------------------------------------------------------------------------------------------------------------------------------|-------------------------|-----------------------------|---------------------------------|----------------------------------------------------------------------------------------------------------------------------------------------------------------------------------------------|-------------------------|-----------------------------|---------------------------------|------------------------------|----------------------------|--|
| 34   | C          | Compact Discs                                                                             | 8.21-2             | per CD                         | \$ 15.00                                                                                                                                                                                     | N/A                     |                             |                                 | \$ 15.00                                                                                                                                                                                     | N/A                     |                             |                                 | \$ 15.00                                                                                                                                                                                     | N/A                     |                             |                                 |                              |                            |  |
| 35   | C          | Language Sets                                                                             | 8.21-2             | per item                       | \$10.00-Fair market value of set                                                                                                                                                             | N/A                     |                             |                                 | \$10.00-Fair market value of set                                                                                                                                                             | N/A                     |                             |                                 | \$10.00-Fair market value of set                                                                                                                                                             | N/A                     |                             |                                 |                              |                            |  |
| 36   | C          | Vertical/Picture File (no PF)                                                             | 8.21-2             | per item                       | \$ 5.00                                                                                                                                                                                      | N/A                     |                             |                                 | \$ 5.00                                                                                                                                                                                      | N/A                     |                             |                                 | \$ 5.00                                                                                                                                                                                      | N/A                     |                             |                                 |                              |                            |  |
| 37   | C          | Meeting Room - Non-standard furniture set-up                                              | 8.21-2             | Flat Fee                       | \$ 25.00                                                                                                                                                                                     | N/A                     |                             |                                 | \$ 25.00                                                                                                                                                                                     | N/A                     |                             |                                 | \$ 25.00                                                                                                                                                                                     | N/A                     |                             |                                 | 2008                         |                            |  |
| 38   | C          | Meeting RM -Custodial Services, Light Refreshments(set-up & clean up)                     | 8.21-2             | Flat Fee                       | \$ 25.00                                                                                                                                                                                     | N/A                     |                             |                                 | \$ 25.00                                                                                                                                                                                     | N/A                     |                             |                                 | \$ 25.00                                                                                                                                                                                     | N/A                     |                             |                                 | 2008                         |                            |  |
| 39   | C          | Meeting RM -Custodial Services, Refreshments(set-up & clean up)                           | 8.21-2             | Flat Fee                       | \$ 100.00                                                                                                                                                                                    | N/A                     |                             |                                 | \$ 100.00                                                                                                                                                                                    | N/A                     |                             |                                 | \$ 100.00                                                                                                                                                                                    | N/A                     |                             |                                 | 2008                         |                            |  |
| 40   | C          | Meeting RM -VHS/VCR Monitor/Technician                                                    | 8.21-2             | Flat Fee                       | \$ 30.00                                                                                                                                                                                     | N/A                     |                             |                                 | \$ 30.00                                                                                                                                                                                     | N/A                     |                             |                                 | \$ 30.00                                                                                                                                                                                     | N/A                     |                             |                                 | 2008                         |                            |  |
| 41   | C          | Meeting RM -Microphone                                                                    | 8.21-2             | Flat Fee                       | \$ 30.00                                                                                                                                                                                     | N/A                     |                             |                                 | \$ 30.00                                                                                                                                                                                     | N/A                     |                             |                                 | \$ 30.00                                                                                                                                                                                     | N/A                     |                             |                                 | 2008                         |                            |  |
| 42   | C          | Meeting RM -Slide, VCR, Overhead projection                                               | 8.21-2             | Flat Fee                       | \$ 30.00                                                                                                                                                                                     | N/A                     | \$ 8,000                    | 100%                            | \$ 30.00                                                                                                                                                                                     | N/A                     | \$ 8,000                    | 100%                            | \$ 30.00                                                                                                                                                                                     | N/A                     | \$ 8,000                    | 100%                            | 2008                         |                            |  |
| 43   | C          | Koret Auditorium -Slide, VCR, Overhead projection                                         | 8.21-2             | per hour                       | \$ 30.00                                                                                                                                                                                     | N/A                     |                             |                                 | \$ 30.00                                                                                                                                                                                     | N/A                     |                             |                                 | \$ 30.00                                                                                                                                                                                     | N/A                     |                             |                                 | 2008                         |                            |  |
| 44   | C          | Video/Film Projector/Projectionist                                                        | 8.21-2             | per hour                       | \$ 30.00                                                                                                                                                                                     | N/A                     |                             |                                 | \$ 30.00                                                                                                                                                                                     | N/A                     |                             |                                 | \$ 30.00                                                                                                                                                                                     | N/A                     |                             |                                 | 2008                         |                            |  |
| 45   | C          | Multiple Microphone Set-up/Mixing                                                         | 8.21-2             | per hour                       | \$ 30.00                                                                                                                                                                                     | N/A                     |                             |                                 | \$ 30.00                                                                                                                                                                                     | N/A                     |                             |                                 | \$ 30.00                                                                                                                                                                                     | N/A                     |                             |                                 | 2008                         |                            |  |
| 46   | C          | Web site patch, PowerPoint Presentation                                                   | 8.21-2             | per hour                       | \$ 30.00                                                                                                                                                                                     | N/A                     |                             |                                 | \$ 30.00                                                                                                                                                                                     | N/A                     |                             |                                 | \$ 30.00                                                                                                                                                                                     | N/A                     |                             |                                 | 2008                         |                            |  |
| 47   | C          | Audio Duplication/Technician                                                              | 8.21-2             | per hour                       | \$ 30.00                                                                                                                                                                                     | N/A                     |                             |                                 | \$ 30.00                                                                                                                                                                                     | N/A                     |                             |                                 | \$ 30.00                                                                                                                                                                                     | N/A                     |                             |                                 | 2008                         |                            |  |
| 48   | C          | Engineer "Fire Watch" Fee                                                                 | 8.21-2             | per hour                       | \$ 30.00                                                                                                                                                                                     | N/A                     |                             |                                 | \$ 30.00                                                                                                                                                                                     | N/A                     |                             |                                 | \$ 30.00                                                                                                                                                                                     | N/A                     |                             |                                 | 2008                         |                            |  |
| 49   | C          | Visitor's Card (non-California resident)                                                  | 8.21-2             | per card                       | \$ 10.00                                                                                                                                                                                     | N/A                     | \$ -                        | 100%                            | \$ 10.00                                                                                                                                                                                     | N/A                     | \$ -                        | 100%                            | \$ 10.00                                                                                                                                                                                     | N/A                     | \$ -                        | 100%                            |                              |                            |  |
| 50   | C          | San Francisco History Center: photo shoot of photographs                                  | 8.21-2             | per photo                      | \$ 1.00                                                                                                                                                                                      | N/A                     |                             |                                 | \$ 1.00                                                                                                                                                                                      | N/A                     |                             |                                 | \$ 1.00                                                                                                                                                                                      | N/A                     |                             |                                 | 2013                         |                            |  |
| 51   | C          | San Francisco History Center: permission to publish photographs (for commercial purposes) | 8.21-2             | per photo                      | \$15.00 per project in a single type of media or \$100.00 per project in unlimited types of media + FMV of any additional labor required due to age or condition of photograph.              | N/A                     |                             |                                 | \$15.00 per project in a single type of media or \$100.00 per project in unlimited types of media + FMV of any additional labor required due to age or condition of photograph.              | N/A                     |                             |                                 | \$15.00 per project in a single type of media or \$100.00 per project in unlimited types of media + FMV of any additional labor required due to age or condition of photograph.              | N/A                     |                             |                                 | 2013                         |                            |  |
| 52   | C          | San Francisco History Center: scanning of photographs                                     | 8.21-2             | per photo                      | 15.00 per 300 dpi existing scan; \$20.00 per 300 dpi new scan; \$35.00 per 600 dpi scan; \$50.00 per 1,200 dpi scan; \$35.00 per 3,000 dpi slides, negatives, or glass plates; \$1.00 per CD | N/A                     | \$ 25,000                   | 100%                            | 15.00 per 300 dpi existing scan; \$20.00 per 300 dpi new scan; \$35.00 per 600 dpi scan; \$50.00 per 1,200 dpi scan; \$35.00 per 3,000 dpi slides, negatives, or glass plates; \$1.00 per CD | N/A                     | \$ 25,000                   | 100%                            | 15.00 per 300 dpi existing scan; \$20.00 per 300 dpi new scan; \$35.00 per 600 dpi scan; \$50.00 per 1,200 dpi scan; \$35.00 per 3,000 dpi slides, negatives, or glass plates; \$1.00 per CD | N/A                     | \$ 25,000                   | 100%                            |                              | 2013                       |  |

Fee Status: C - Continuing  
M - Modified  
N - New  
D - Discontinued

Budget Form 2B: Schedule of Licenses, Permits, Fines & Service Charges  
 DEPARTMENT: DEPARTMENT OF PUBLIC HEALTH (DPH)

|                                                                          |      |
|--------------------------------------------------------------------------|------|
| Inflation Factor for FY 2015-16 Fee Auto Increase as per Code Section ** | 2.7% |
| Inflation Factor for FY 2016-17 Fee Auto Increase as per Code Section ** | 2.8% |

| Item | Fee Status | Description                                                               | Code Authorization | Unit Basis (e.g., per sq. ft.) | FY 2014-15 Fee | FY 2014-15 Units (Est.) | FY 2014-15 Revenue Budgeted | FY 2014-15 Cost Recovery (Est.) | FY 2015-16 Fee ** | FY 2015-16 Units (Est.) | FY 2015-16 Revenue Proposed | FY 2015-16 Cost Recovery (Est.) | FY 2016-17 Fee ** | FY 2016-17 Units (Est.) | FY 2016-17 Revenue Proposed | FY 2016-17 Cost Recovery (Est.) | Fiscal Year of Last Increase | Fee Prior to Last Increase |
|------|------------|---------------------------------------------------------------------------|--------------------|--------------------------------|----------------|-------------------------|-----------------------------|---------------------------------|-------------------|-------------------------|-----------------------------|---------------------------------|-------------------|-------------------------|-----------------------------|---------------------------------|------------------------------|----------------------------|
| 1    | C          | HPS REDEVELOPMENT PHASE ONE & TWO                                         | HC 31: 3108        | Hourly                         | \$ 166.43      | 1534.59                 | \$ 255,401.81               | 100%                            | \$ 173.00         | 1535                    | \$ 265,555.00               | \$ 173.00                       | \$ 173.00         | 1535                    | \$ 265,555.00               | \$ -                            | \$ -                         |                            |
| 2    | C          | ARTICLE 31 SITE EVALUATION REPORTS                                        | HC 31: 3108        | Hourly                         | \$ -           | 0                       | \$ -                        | 100%                            | \$ -              | 0                       | \$ -                        | \$ -                            | \$ -              | 0                       | \$ -                        | \$ -                            | \$ -                         |                            |
| 3    | C          | ARTICLE 31 CONTINUOUS ON-SITE INSPECTION (hourly rate)                    | HC 31: 3108        | Hourly                         | \$ -           | 0                       | \$ -                        | 100%                            | \$ -              | 0                       | \$ -                        | \$ -                            | \$ -              | 0                       | \$ -                        | \$ -                            | \$ -                         |                            |
| 4    | C          | ARTICLE 31 DOCUMENT PROCESSING AND REVIEW AND APPLICANT CONSULTATION (+3) | HC 31: 3108        | Hourly                         | \$ 257.09      | 100                     | \$ 25,709.40                | 100%                            | \$ 270.11         | 102                     | \$ 27,551.00                | \$ 270.11                       | \$ 270.11         | 102                     | \$ 27,551.00                | \$ -                            | \$ -                         |                            |
| 5    | C          | CP APPLICATION FEE                                                        | BTRC 1: 35         | Facility                       | \$ 341.21      | 900                     | \$ 307,085.50               | 100%                            | \$ 341.21         | 900                     | \$ 307,085.50               | \$ 341.21                       | \$ 341.21         | 900                     | \$ 307,085.50               | \$ -                            | \$ -                         |                            |
| 6    | C          | BARS / TAVERNS (W/O FOOD PREP)                                            | BTRC 2: 249.1      | Facility                       | \$ 771.75      | 324                     | \$ 250,047.00               | 100%                            | \$ 771.75         | 317                     | \$ 244,844.75               | \$ 771.75                       | \$ 771.75         | 317                     | \$ 244,844.75               | \$ -                            | \$ -                         |                            |
| 7    | C          | BARS / TAVERNS (W FOOD PREP)                                              | BTRC 2: 249.1      | Facility                       | \$ 977.55      | 41                      | \$ 40,079.55                | 100%                            | \$ 977.55         | 58                      | \$ 54,742.80                | \$ 977.55                       | \$ 977.55         | 58                      | \$ 54,742.80                | \$ -                            | \$ -                         |                            |
| 8    | C          | BED AND BREAKFAST                                                         | BTRC 2: 249.1      | Facility                       | \$ 1,158.81    | 5                       | \$ 5,793.08                 | 100%                            | \$ 1,158.81       | 4                       | \$ 4,634.45                 | \$ 1,158.81                     | \$ 1,158.81       | 4                       | \$ 4,634.45                 | \$ -                            | \$ -                         |                            |
| 9    | C          | BOARDING HOUSES                                                           | BTRC 2: 249.1      | Facility                       | \$ 290.71      | 8                       | \$ 2,325.70                 | 100%                            | \$ 290.71         | 8                       | \$ 2,325.70                 | \$ 290.71                       | \$ 290.71         | 8                       | \$ 2,325.70                 | \$ -                            | \$ -                         |                            |
| 10   | C          | CAMPBELL BILL TRAINING FEES- HOURLY RATE                                  | BTRC 1: 35         | Hourly                         | \$ 191.21      | 100                     | \$ 19,120.88                | 100%                            | \$ 191.21         | 100                     | \$ 19,120.88                | \$ 191.21                       | \$ 191.21         | 100                     | \$ 19,120.88                | \$ -                            | \$ -                         |                            |
| 11   | C          | CAMPBELL BILL TRAINING FEES-CLASS FEE                                     | BTRC 1: 35         | Facility                       | \$ 113.35      | 534                     | \$ 60,531.38                | 100%                            | \$ 113.35         | 534                     | \$ 60,531.38                | \$ 113.35                       | \$ 113.35         | 534                     | \$ 60,531.38                | \$ -                            | \$ -                         |                            |
| 12   | C          | CATERING FACILITIES                                                       | BTRC 2: 249.1      | Facility                       | \$ 1,054.42    | 50                      | \$ 52,720.82                | 100%                            | \$ 1,054.42       | 55                      | \$ 57,992.90                | \$ 1,054.42                     | \$ 1,054.42       | 55                      | \$ 57,992.90                | \$ -                            | \$ -                         |                            |
| 13   | C          | COMMISSARIES                                                              | BTRC 2: 249.1      | Facility                       | \$ 1,026.94    | 31                      | \$ 31,835.20                | 100%                            | \$ 1,026.94       | 34                      | \$ 34,916.03                | \$ 1,026.94                     | \$ 1,026.94       | 34                      | \$ 34,916.03                | \$ -                            | \$ -                         |                            |
| 14   | C          | FAST FOOD OUTLETS                                                         | BTRC 2: 249.1      | Facility                       | \$ 1,223.87    | 89                      | \$ 108,924.61               | 100%                            | \$ 1,223.87       | 81                      | \$ 99,133.63                | \$ 1,223.87                     | \$ 1,223.87       | 81                      | \$ 99,133.63                | \$ -                            | \$ -                         |                            |
| 15   | C          | HOSPITAL KITCHENS                                                         | BTRC 2: 249.1      | Facility                       | \$ 1,091.06    | 9                       | \$ 9,818.53                 | 100%                            | \$ 1,091.06       | 8                       | \$ 7,225.47                 | \$ 1,091.06                     | \$ 1,091.06       | 8                       | \$ 7,225.47                 | \$ -                            | \$ -                         |                            |
| 16   | C          | MUSICARTS (RETAIL FOOD VEHICLE)                                           | BTRC 2: 249.1      | Facility                       | \$ 442.47      | 159                     | \$ 70,352.73                | 100%                            | \$ 442.47         | 132                     | \$ 58,406.04                | \$ 442.47                       | \$ 442.47         | 132                     | \$ 58,406.04                | \$ -                            | \$ -                         |                            |
| 17   | C          | RESTAURANTS - 1,000 - 2,000 SQ FT                                         | BTRC 2: 249.1      | Facility                       | \$ 1,191.82    | 1371                    | \$ 1,633,983.40             | 100%                            | \$ 1,191.82       | 1419                    | \$ 1,691,190.69             | \$ 1,191.82                     | \$ 1,191.82       | 1419                    | \$ 1,691,190.69             | \$ -                            | \$ -                         |                            |
| 18   | C          | RESTAURANTS - OVER 2,000 SQ FT                                            | BTRC 2: 249.1      | Facility                       | \$ 1,364.71    | 1036                    | \$ 1,413,840.86             | 100%                            | \$ 1,364.71       | 1079                    | \$ 1,472,523.44             | \$ 1,364.71                     | \$ 1,364.71       | 1079                    | \$ 1,472,523.44             | \$ -                            | \$ -                         |                            |
| 19   | C          | RESTAURANTS - UNDER 1,000 SQ FT                                           | BTRC 2: 249.1      | Facility                       | \$ 904.43      | 1471                    | \$ 1,330,415.44             | 100%                            | \$ 904.43         | 1473                    | \$ 1,332,234.30             | \$ 904.43                       | \$ 904.43         | 1473                    | \$ 1,332,234.30             | \$ -                            | \$ -                         |                            |
| 20   | C          | RETAIL MKTS W/ PREP - 10,001 - 20,000                                     | BTRC 2: 248        | Facility                       | \$ 1,123.11    | 23                      | \$ 25,831.58                | 100%                            | \$ 1,123.11       | 20                      | \$ 22,462.25                | \$ 1,123.11                     | \$ 1,123.11       | 20                      | \$ 22,462.25                | \$ -                            | \$ -                         |                            |
| 21   | C          | RETAIL MKTS W/ PREP - 5,001 - 10,000                                      | BTRC 2: 248        | Facility                       | \$ 923.89      | 17                      | \$ 15,706.09                | 100%                            | \$ 923.89         | 17                      | \$ 15,706.09                | \$ 923.89                       | \$ 923.89         | 17                      | \$ 15,706.09                | \$ -                            | \$ -                         |                            |
| 22   | C          | RETAIL MKTS W/ PREP - OVER 20,000                                         | BTRC 2: 248        | Facility                       | \$ 1,336.08    | 32                      | \$ 42,754.70                | 100%                            | \$ 1,336.08       | 30                      | \$ 40,082.53                | \$ 1,336.08                     | \$ 1,336.08       | 30                      | \$ 40,082.53                | \$ -                            | \$ -                         |                            |
| 23   | C          | RETAIL MKTS W/ PREP - UNDER 5,001                                         | BTRC 2: 248        | Facility                       | \$ 713.21      | 497                     | \$ 354,465.46               | 100%                            | \$ 713.21         | 502                     | \$ 358,031.52               | \$ 713.21                       | \$ 713.21         | 502                     | \$ 358,031.52               | \$ -                            | \$ -                         |                            |
| 24   | C          | SCHOOL CAFETERIAS (PRIVATE W/ PREP)                                       | BTRC 2: 249.1      | Facility                       | \$ 351.41      | 41                      | \$ 14,407.97                | 100%                            | \$ 351.41         | 3                       | \$ 1,054.24                 | \$ 351.41                       | \$ 351.41         | 3                       | \$ 1,054.24                 | \$ -                            | \$ -                         |                            |
| 25   | C          | SCHOOL CAFETERIAS (PRIVATE W/ PREP)                                       | BTRC 2: 249.1      | Facility                       | \$ 542.42      | 1                       | \$ 542.42                   | 100%                            | \$ 542.42         | 40                      | \$ 21,696.67                | \$ 542.42                       | \$ 542.42         | 40                      | \$ 21,696.67                | \$ -                            | \$ -                         |                            |
| 26   | C          | STADIUM CONCESSIONS (PERM)                                                | BTRC 2: 249.1      | Facility                       | \$ 730.38      | 220                     | \$ 160,884.52               | 100%                            | \$ 730.38         | 163                     | \$ 119,052.62               | \$ 730.38                       | \$ 730.38         | 163                     | \$ 119,052.62               | \$ -                            | \$ -                         |                            |
| 27   | C          | TAKE-OUTS                                                                 | BTRC 2: 249.1      | Facility                       | \$ 1,081.90    | 383                     | \$ 414,368.04               | 100%                            | \$ 1,081.90       | 381                     | \$ 412,204.24               | \$ 1,081.90                     | \$ 1,081.90       | 381                     | \$ 412,204.24               | \$ -                            | \$ -                         |                            |
| 28   | C          | TEMPORARY FACILITIES                                                      | BTRC 2: 249.1      | Facility                       | \$ 180.80      | 0                       | \$ -                        | 100%                            | \$ 180.80         | 0                       | \$ -                        | \$ 180.80                       | \$ 180.80         | 0                       | \$ -                        | \$ -                            | \$ -                         |                            |
| 29   | C          | CANDY STORES - UNDER \$1000 INVY                                          | BTRC 2: 248        | Facility                       | \$ 141.59      | 182                     | \$ 25,769.45                | 100%                            | \$ 141.59         | 161                     | \$ 22,796.05                | \$ 141.59                       | \$ 141.59         | 161                     | \$ 22,796.05                | \$ -                            | \$ -                         |                            |
| 30   | C          | CERTIFIED FARMERS MARKETS                                                 | BTRC 2: 248        | Facility                       | \$ 1,069.00    | 26                      | \$ 27,794.46                | 100%                            | \$ 1,069.00       | 21                      | \$ 22,449.00                | \$ 1,069.00                     | \$ 1,069.00       | 21                      | \$ 22,449.00                | \$ -                            | \$ -                         |                            |
| 31   | C          | FOOD MANFACT / PROCESSING                                                 | BTRC 2: 248        | Facility                       | \$ 734.96      | 6                       | \$ 5,009.76                 | 100%                            | \$ 734.96         | 6                       | \$ 4,410.78                 | \$ 734.96                       | \$ 734.96         | 6                       | \$ 4,410.78                 | \$ -                            | \$ -                         |                            |
| 32   | C          | PRODUCE STANDS                                                            | BTRC 2: 248        | Facility                       | \$ 734.50      | 4                       | \$ 2,938.00                 | 100%                            | \$ 734.50         | 3                       | \$ 2,203.50                 | \$ 734.50                       | \$ 734.50         | 3                       | \$ 2,203.50                 | \$ -                            | \$ -                         |                            |
| 33   | C          | RETAIL BAKERIES (W FOOD PREP)                                             | BTRC 2: 248        | Facility                       | \$ 1,327.41    | 51                      | \$ 67,697.91                | 100%                            | \$ 1,327.41       | 60                      | \$ 79,644.60                | \$ 1,327.41                     | \$ 1,327.41       | 60                      | \$ 79,644.60                | \$ -                            | \$ -                         |                            |
| 34   | C          | RETAIL BAKERIES (W/O FOOD PREP)                                           | BTRC 2: 248        | Facility                       | \$ 774.31      | 62                      | \$ 48,008.00                | 100%                            | \$ 774.31         | 13                      | \$ 774.31                   | \$ 774.31                       | \$ 774.31         | 13                      | \$ 774.31                   | \$ -                            | \$ -                         |                            |
| 35   | C          | RETAIL MKTS W/ PREP 10,001 - 20,000                                       | BTRC 2: 248        | Facility                       | \$ 1,084.19    | 37                      | \$ 40,114.65                | 100%                            | \$ 1,084.19       | 40                      | \$ 43,367.41                | \$ 1,084.19                     | \$ 1,084.19       | 40                      | \$ 43,367.41                | \$ -                            | \$ -                         |                            |
| 36   | C          | RETAIL MKTS W/ PREP - OVER 20,000                                         | BTRC 2: 248        | Facility                       | \$ 1,314.33    | 3                       | \$ 3,942.99                 | 100%                            | \$ 1,314.33       | 3                       | \$ 3,942.99                 | \$ 1,314.33                     | \$ 1,314.33       | 3                       | \$ 3,942.99                 | \$ -                            | \$ -                         |                            |
| 37   | C          | RETAIL MKTS W/ PREP - UNDER 5,001                                         | BTRC 2: 248        | Facility                       | \$ 666.27      | 581                     | \$ 387,101.25               | 100%                            | \$ 666.27         | 575                     | \$ 383,103.65               | \$ 666.27                       | \$ 666.27         | 575                     | \$ 383,103.65               | \$ -                            | \$ -                         |                            |
| 38   | C          | RETAIL MKTS W/ PREP 5,001 - 10,000                                        | BTRC 2: 248        | Facility                       | \$ 871.22      | 44                      | \$ 38,333.83                | 100%                            | \$ 871.22         | 60                      | \$ 52,273.41                | \$ 871.22                       | \$ 871.22         | 60                      | \$ 52,273.41                | \$ -                            | \$ -                         |                            |
| 39   | C          | SPECIAL EVENTS - EVENT SPONSOR                                            | BTRC 2: 294.11     | Facility                       | \$ 153.01      | 295                     | \$ 45,136.63                | 100%                            | \$ 153.01         | 273                     | \$ 41,772.36                | \$ 153.01                       | \$ 153.01         | 273                     | \$ 41,772.36                | \$ -                            | \$ -                         |                            |
| 40   | C          | SPECIAL EVENTS - FOOD OPERATOR HIGH                                       | BTRC 2: 294.11     | Facility                       | \$ 109.80      | 800                     | \$ 87,843.67                | 100%                            | \$ 109.80         | 851                     | \$ 93,443.71                | \$ 109.80                       | \$ 109.80         | 851                     | \$ 93,443.71                | \$ -                            | \$ -                         |                            |
| 41   | C          | SPECIAL EVENTS - FOOD OPERATOR LOW                                        | BTRC 2: 294.11     | Facility                       | \$ 42.25       | 1950                    | \$ 82,388.94                | 100%                            | \$ 42.25          | 2000                    | \$ 84,501.48                | \$ 42.25                        | \$ 42.25          | 2000                    | \$ 84,501.48                | \$ -                            | \$ -                         |                            |
| 42   | C          | SPECIAL EVENTS PERMIT FEES - 2 DAYS + HIGH                                | BTRC 2: 294.11     | Facility                       | \$ 42.25       | 325                     | \$ 13,731.49                | 100%                            | \$ 42.25          | 350                     | \$ 14,791.00                | \$ 42.25                        | \$ 42.25          | 350                     | \$ 14,791.00                | \$ -                            | \$ -                         |                            |
| 43   | C          | SPECIAL EVENTS PERMIT FEES - 2 DAYS + LOW                                 | BTRC 2: 294.11     | Facility                       | \$ 28.51       | 275                     | \$ 7,841.24                 | 100%                            | \$ 28.51          | 300                     | \$ 8,554.08                 | \$ 28.51                        | \$ 28.51          | 300                     | \$ 8,554.08                 | \$ -                            | \$ -                         |                            |
| 44   | C          | SPECIAL EVENTS PERMIT FEES - 2 DAYS HIGH                                  | BTRC 2: 294.11     | Facility                       | \$ 97.21       | 600                     | \$ 58,325.78                | 100%                            | \$ 97.21          | 650                     | \$ 63,186.26                | \$ 97.21                        | \$ 97.21          | 650                     | \$ 63,186.26                | \$ -                            | \$ -                         |                            |
| 45   | C          | SPECIAL EVENTS PERMIT FEES - 2 DAYS LOW                                   | BTRC 2: 294.11     | Facility                       | \$ 62.86       | 1301                    | \$ 81,782.95                | 100%                            | \$ 62.86          | 1500                    | \$ 94,292.42                | \$ 62.86                        | \$ 62.86          | 1500                    | \$ 94,292.42                | \$ -                            | \$ -                         |                            |
| 46   | C          | WHOLESALE FOOD MARKETS                                                    | BTRC 2: 248        | Facility                       | \$ 713.21      | 39                      | \$ 27,815.20                | 100%                            | \$ 713.00         | 39                      | \$ 27,807.00                | \$ 713.00                       | \$ 713.00         | 39                      | \$ 27,807.00                | \$ -                            | \$ -                         |                            |
| 47   | C          | AUTOMATIC L'DRY - FACILITIES                                              | BTRC 2: 120        | Facility                       | \$ 47.49       | 266                     | \$ 12,631.90                | 100%                            | \$ 47.49          | 256                     | \$ 12,157.02                | \$ 47.49                        | \$ 47.49          | 256                     | \$ 12,157.02                | \$ -                            | \$ -                         |                            |
| 48   | C          | AUTOMATIC L'DRY - MACHINES                                                | BTRC 2: 120        | Facility                       | \$ 12.67       | 11037                   | \$ 139,805.57               | 100%                            | \$ 12.67          | 11037                   | \$ 139,805.57               | \$ 12.67                        | \$ 12.67          | 11037                   | \$ 139,805.57               | \$ -                            | \$ -                         |                            |
| 49   | C          | CLEANING & DYEING FACILITIES                                              | BTRC 2: 120        | Facility                       | \$ 39.97       | 0                       | \$ -                        | 100%                            | \$ 39.97          | 0                       | \$ -                        | \$ 39.97                        | \$ 39.97          | 0                       | \$ -                        | \$ -                            |                              |                            |
| 50   | C          | WASH LAUNDRIES                                                            | BTRC 2: 120        | Facility                       | \$ 228.88      | 125                     | \$ 28,610.06                | 100%                            | \$ 228.88         | 125                     | \$ 28,610.06                | \$ 228.88                       | \$ 228.88         | 125                     | \$ 28,610.06                | \$ -                            | \$ -                         |                            |
| 51   | C          | PLAN CHECK FEES-FOOD 1st HOUR                                             | BTRC 1: 35         | Facility                       | \$ 191.21      | 1800                    | \$ 344,175.80               | 100%                            | \$ 191.21         | 1800                    | \$ 344,175.80               | \$ 191.21                       | \$ 191.21         | 1800                    | \$ 344,175.80               | \$ -                            | \$ -                         |                            |
| 52   | C          | PLAN CHECK FEES-FOOD Non-Working HOURS                                    | BTRC 1: 35         | Facility                       | \$ 199.22      | 0                       | \$ -                        | 100%                            | \$ 199.22         | 0                       | \$ -                        | \$ 199.22                       | \$ 199.22         | 0                       | \$ -                        | \$ -                            |                              |                            |
| 53   | C          | REINSPECTION FEE EATING PLACES                                            | HC 11: 609         | Facility                       | \$ 191.21      | 241                     | \$ 46,081.32                | 100%                            | \$ 191.21         | 241                     | \$ 46,081.32                | \$ 191.21                       | \$ 191.21         | 241                     | \$ 46,081.32                | \$ -                            | \$ -                         |                            |
| 54   | C          | REINSPECTION FEE FOOD, BEV, & HUMAN CONS.                                 | HC 11: 609         | Facility                       | \$ 191.21      | 0                       | \$ -                        | 100%                            | \$ 191.21         | 0                       | \$ -                        | \$ 191.21                       | \$ 191.21         | 0                       | \$ -                        | \$ -                            |                              |                            |
| 55   | C          | REINSPECTION FEE LAUNDRIES                                                | HC 11: 609         | Facility                       | \$ 191.21      | 0                       | \$ -                        | 100%                            | \$ 191.21         | 0                       | \$ -                        | \$ 191.21                       | \$ 191.21         | 0                       | \$ -                        | \$ -                            |                              |                            |
| 56   | C          | REINSPECTION FEE MISC.                                                    | HC 11: 609         | Facility                       | \$ 191.21      | 556                     | \$ 106,312.08               | 100%                            | \$ 191.21         | 556                     | \$ 106,312.08               | \$ 191.21                       | \$ 191.21         | 556                     | \$ 106,312.08               | \$ -                            | \$ -                         |                            |
| 57   | C          | VENDING MACHINES - COMPANIES                                              | BTRC 2: 249.12     | Facility                       | \$ 217.44      | 12                      | \$ 2,609.26                 | 100%                            | \$ 217.44         | 11                      | \$ 2,391.82                 | \$ 217.44                       | \$ 217.44         | 11                      | \$ 2,391.82                 | \$ -                            | \$ -                         |                            |
| 58   | C          | VENDING MACHINES - MACHINES                                               | BTRC 2             |                                |                |                         |                             |                                 |                   |                         |                             |                                 |                   |                         |                             |                                 |                              |                            |

| Item | Fee Status | Description                                                                                  | Code Authorization | Unit Basis (e.g., per sq. ft.) | FY 2014-15 Fee                   | FY 2014-15 Revenue (Est.) | FY 2014-15 Revenue Budgeted | FY 2014-15 Cost Recovery (Est.) | FY 2015-16 Fee **                | FY 2015-16 Units (Est.) | FY 2015-16 Revenue Proposed | FY 2015-16 Cost Recovery (Est.) | FY 2016-17 Fee **                | FY 2016-17 Units (Est.) | FY 2016-17 Revenue Proposed | FY 2016-17 Cost Recovery (Est.) | Fiscal Year of Last Increase | Fee Prior to Last Increase |
|------|------------|----------------------------------------------------------------------------------------------|--------------------|--------------------------------|----------------------------------|---------------------------|-----------------------------|---------------------------------|----------------------------------|-------------------------|-----------------------------|---------------------------------|----------------------------------|-------------------------|-----------------------------|---------------------------------|------------------------------|----------------------------|
| 69   | C          | MOBILE FOOD FACILITY -CLASS 4 Permit/Plan Check                                              | BTRC 2.122         | Facility                       | \$ 700.76                        | 7                         | \$ 4,905.32                 | 100%                            | \$ 700.76                        | 7                       | \$ 4,905.32                 |                                 | \$ 700.76                        | 7                       | \$ 4,905.32                 |                                 | \$ -                         | \$ -                       |
| 70   | C          | MOBILE FOOD FACILITY -CLASS 5 Permit/Plan Check                                              | BTRC 2.122         | Facility                       | \$ 700.76                        | 54                        | \$ 37,841.00                | 100%                            | \$ 700.76                        | 54                      | \$ 37,841.00                |                                 | \$ 700.76                        | 54                      | \$ 37,841.00                |                                 | \$ -                         | \$ -                       |
| 71   | C          | MOBILE FOOD FACILITY -CLASS 1 Inspection                                                     | BTRC 2.122         | Facility                       | \$ 200.22                        | 2                         | \$ 400.45                   | 100%                            | \$ 200.22                        | 2                       | \$ 400.45                   |                                 | \$ 200.22                        | 2                       | \$ 400.45                   |                                 | \$ -                         | \$ -                       |
| 72   | C          | MOBILE FOOD FACILITY -CLASS 2 Inspection                                                     | BTRC 2.122         | Facility                       | \$ 200.22                        | 49                        | \$ 8,008.91                 | 100%                            | \$ 200.22                        | 49                      | \$ 8,008.91                 |                                 | \$ 200.22                        | 49                      | \$ 8,008.91                 |                                 | \$ -                         | \$ -                       |
| 73   | C          | MOBILE FOOD FACILITY -CLASS 3 Inspection                                                     | BTRC 2.122         | Facility                       | \$ 200.22                        | 1                         | \$ 200.22                   | 100%                            | \$ 200.22                        | 1                       | \$ 200.22                   |                                 | \$ 200.22                        | 1                       | \$ 200.22                   |                                 | \$ -                         | \$ -                       |
| 74   | C          | MOBILE FOOD FACILITY -CLASS 4 Inspection                                                     | BTRC 2.122         | Facility                       | \$ 800.87                        | 89                        | \$ 71,277.49                | 100%                            | \$ 800.87                        | 89                      | \$ 71,277.49                |                                 | \$ 800.87                        | 89                      | \$ 71,277.49                |                                 | \$ -                         | \$ -                       |
| 75   | C          | MOBILE FOOD FACILITY -CLASS 5 Inspection                                                     | BTRC 2.122         | Facility                       | \$ 800.87                        | 102                       | \$ 81,688.81                | 100%                            | \$ 800.87                        | 102                     | \$ 81,688.81                |                                 | \$ 800.87                        | 102                     | \$ 81,688.81                |                                 | \$ -                         | \$ -                       |
| 76   | C          | FARM STANDS                                                                                  | BTRC 2.122         | Facility                       | \$ 317.74                        |                           | \$ -                        |                                 | \$ 317.74                        |                         | \$ -                        |                                 | \$ 317.74                        |                         | \$ -                        |                                 | \$ -                         | \$ -                       |
| 77   | C          | SUPERMARKETS W/ 2-3 FOOD PREP                                                                | BTRC 2.122         | Facility                       | \$ 1,429.86                      |                           | \$ -                        |                                 | \$ 1,429.86                      | 4                       | \$ 5,719.43                 |                                 | \$ 1,429.86                      | 4                       | \$ 5,719.43                 |                                 | \$ -                         | \$ -                       |
| 78   | C          | SUPERMARKETS W/ 4+ FOOD PREP                                                                 | BTRC 2.122         | Facility                       | \$ 1,588.72                      |                           | \$ -                        |                                 | \$ 1,588.72                      | 4                       | \$ 6,354.90                 |                                 | \$ 1,588.72                      | 4                       | \$ 6,354.90                 |                                 | \$ -                         | \$ -                       |
| 79   | C          | SUPERMARKETS > 20,000 SQ FT W/ 1 FOOD PREP                                                   | BTRC 2.122         | Facility                       | \$ 1,270.98                      |                           | \$ -                        |                                 | \$ 1,270.98                      | 8                       | \$ 10,167.84                |                                 | \$ 1,270.98                      | 8                       | \$ 10,167.84                |                                 | \$ -                         | \$ -                       |
| 80   | C          | EMPLOYEE CAFETERIA/ FOOD PREP                                                                | BTRC 2.122         | Facility                       | \$ 1,059.15                      | 1                         | \$ 1,059.15                 | 100%                            | \$ 1,059.15                      | 15                      | \$ 15,887.25                |                                 | \$ 1,059.15                      | 15                      | \$ 15,887.25                |                                 | \$ -                         | \$ -                       |
| 81   | C          | EMPLOYEE CAFETERIA/ FOOD PREP                                                                | BTRC 2.122         | Facility                       | \$ 688.45                        |                           | \$ -                        |                                 | \$ 688.45                        | 0                       | \$ -                        |                                 | \$ 688.45                        | 0                       | \$ -                        |                                 | \$ -                         | \$ -                       |
| 82   | C          | ROUTINE- HMUFA FEES- Hazardous Waste Generator Fee                                           | HC 21; 1176        | Facility                       | See HW Generator Fees            | Varies                    | \$ 487,437.00               | 100%                            | See HW Generator Fees            | Varies                  | \$ 503,718.37               |                                 | See HW Generator Fees            | Varies                  | \$ 503,718.37               |                                 | \$ -                         | \$ -                       |
| 83   | C          | ROUTINE- HMUFA FEES - Underground Storage Tank Permit Fee                                    | HC 21; 1176        | Facility                       | \$ 389.82                        | 547                       | \$ 218,700.39               | 100%                            | \$ 413.17                        | 547                     | \$ 228,005.42               |                                 | \$ 413.17                        | 547                     | \$ 228,005.42               |                                 | \$ -                         | \$ -                       |
| 84   | C          | ROUTINE- HMUFA FEES - New Application Fee                                                    | HC 21; 1176        | Facility                       | \$ 209.58                        | 150                       | \$ 31,433.56                | 100%                            | \$ 216.56                        | 150                     | \$ 32,483.50                |                                 | \$ 216.56                        | 150                     | \$ 32,483.50                |                                 | \$ -                         | \$ -                       |
| 85   | C          | ROUTINE- HMUFA FEES - Hazardous Waste Tiered Permitting Fee - Conditional Exemption          | HC 21; 1176        | Facility                       | \$ 142.55                        | 7                         | \$ 997.84                   | 100%                            | \$ 147.31                        | 7                       | \$ 1,031.17                 |                                 | \$ 147.31                        | 7                       | \$ 1,031.17                 |                                 | \$ -                         | \$ -                       |
| 86   | C          | ROUTINE- HMUFA FEES - Hazardous Waste Tiered Permitting Fee - Conditional Authorization      | HC 21; 1176        | Facility                       | \$ 272.91                        | 1                         | \$ 272.91                   | 100%                            | \$ 282.03                        | 1                       | \$ 282.03                   |                                 | \$ 282.03                        | 1                       | \$ 282.03                   |                                 | \$ -                         | \$ -                       |
| 87   | C          | ROUTINE- HMUFA FEES - Hazardous Materials Registration Fees                                  | HC 21; 1176        | Facility                       | See Hazardous Materials Reg Fees | Varies                    | \$ 1,433,763.92             | 100%                            | See Hazardous Materials Reg Fees | Varies                  | \$ 1,478,810.50             |                                 | See Hazardous Materials Reg Fees | Varies                  | \$ 1,478,810.50             |                                 | \$ -                         | \$ -                       |
| 88   | C          | ROUTINE- HMUFA FEES - Base Fee                                                               | HC 21; 1176        | Facility                       | \$ 209.56                        | 2167                      | \$ 454,110.13               | 100%                            | \$ 216.56                        | 2167                    | \$ 454,110.13               |                                 | \$ 216.56                        | 2167                    | \$ 454,110.13               |                                 | \$ -                         | \$ -                       |
| 89   | C          | ROUTINE- HMUFA FEES - Hazardous Waste Tiered Permitting Fee - Permit-by-Rule                 | HC 21; 1176        | Facility                       | \$ 855.51                        | 3                         | \$ 2,686.53                 | 100%                            | \$ 855.51                        | 3                       | \$ 2,686.53                 |                                 | \$ 855.51                        | 3                       | \$ 2,686.53                 |                                 | \$ -                         | \$ -                       |
| 90   | C          | ROUTINE HMUFA - STATE SERVICE CHARGES - Regulated Substance Facilities                       | HC 21; 1176        | Facility                       | \$ 311.81                        | 2                         | Goos to state               | 100%                            | \$ 322.22                        | 2                       | Goos to state               |                                 | \$ 322.22                        | 2                       | Goos to state               |                                 | \$ -                         | \$ -                       |
| 91   | C          | ROUTINE HMUFA - STATE SERVICE CHARGES - per USTs                                             | HC 21; 1176        | Facility                       | \$ 16.17                         | 547                       | Goos to state               | 100%                            | \$ 16.71                         | 547                     | Goos to state               |                                 | \$ 16.71                         | 547                     | Goos to state               |                                 | \$ -                         | \$ -                       |
| 92   | C          | ROUTINE HMUFA - STATE SERVICE CHARGES - E Reporting                                          | HC 21; 1176        | Facility                       | \$ -                             | 0                         | Fee eliminated              | 100%                            | \$ -                             | 0                       | Fee eliminated              |                                 | \$ -                             | 0                       | Fee eliminated              |                                 | \$ -                         | \$ -                       |
| 93   | C          | ROUTINE HMUFA - STATE SERVICE CHARGES - All Regulated Businesses                             | HC 21; 1176        | Facility                       | \$ 26.88                         | 2256                      | Goos to state               | 100%                            | \$ 26.72                         | 2256                    | Goos to state               |                                 | \$ 26.72                         | 2256                    | Goos to state               |                                 | \$ -                         | \$ -                       |
| 94   | C          | RISK MANAGEMENT PROGRAM FEES - PROGRAM FACILITY 2 or 3                                       | HC 21A;1191        | Facility                       | \$ 9,058.84                      | 0                         | \$ -                        | 100%                            | \$ 9,362.45                      | 0                       | \$ -                        |                                 | \$ 9,362.45                      | 0                       | \$ -                        |                                 | \$ -                         | \$ -                       |
| 95   | C          | RISK MANAGEMENT PROGRAM FEES - PROGRAM FACILITY 1                                            | HC 21A;1191        | Facility                       | \$ 1,542.46                      | 0                         | \$ -                        | 100%                            | \$ 1,593.98                      | 0                       | \$ -                        |                                 | \$ 1,593.98                      | 0                       | \$ -                        |                                 | \$ -                         | \$ -                       |
| 96   | C          | RISK MANAGEMENT PROGRAM FEES - Annual Fee for Stationary Sources FACILITY 2 or 3             | HC 21A;1191        | Facility                       | \$ 498.18                        | 2                         | \$ 872.36                   | 100%                            | \$ 450.75                        | 2                       | \$ 872.36                   |                                 | \$ 450.75                        | 2                       | \$ 872.36                   |                                 | \$ -                         | \$ -                       |
| 97   | C          | RISK MANAGEMENT PROGRAM FEES - Annual Fee for Stationary Sources FACILITY 1                  | HC 21A;1191        | Facility                       | \$ 219.30                        | 0                         | \$ -                        | 100%                            | \$ 226.63                        | 0                       | \$ -                        |                                 | \$ 226.63                        | 0                       | \$ -                        |                                 | \$ -                         | \$ -                       |
| 98   | C          | NON-ROUTINE HMUFA - Late Application Submittal (Regular)                                     | HC 21; 1176        | Facility                       | \$ 543.39                        | 80                        | \$ 43,471.44                | 100%                            | \$ 561.54                        | 72.5                    | \$ 40,711.90                |                                 | \$ 561.54                        | 72.5                    | \$ 40,711.90                |                                 | \$ -                         | \$ -                       |
| 99   | C          | NON-ROUTINE HMUFA - Failure to obtain approval to modify, close, remove UST                  | HC 21; 1176        | Facility                       | \$ 1,320.72                      | 1                         | \$ 1,320.72                 | 100%                            | \$ 1,364.83                      | 1                       | \$ 1,364.83                 |                                 | \$ 1,364.83                      | 1                       | \$ 1,364.83                 |                                 | \$ -                         | \$ -                       |
| 100  | C          | NON-ROUTINE HMUFA - Consultation Rate                                                        | HC 21; 1176        | Facility                       | \$ 202.25                        | 1                         | \$ 202.25                   | 100%                            | \$ 209.00                        | 1                       | \$ 209.00                   |                                 | \$ 209.00                        | 1                       | \$ 209.00                   |                                 | \$ -                         | \$ -                       |
| 101  | C          | NON-ROUTINE HMUFA - Closure Plan Review (up to 3 hours)                                      | HC 21; 1176        | Facility                       | \$ 661.58                        | 1                         | \$ 661.58                   | 100%                            | \$ 668.39                        | 1                       | \$ 668.39                   |                                 | \$ 668.39                        | 1                       | \$ 668.39                   |                                 | \$ -                         | \$ -                       |
| 102  | C          | NON-ROUTINE HMUFA - UST Modification 6 hours                                                 | HC 21; 1176        | Facility                       | \$ 1,068.52                      | 36                        | \$ 38,466.57                | 100%                            | \$ 1,104.21                      | 36                      | \$ 39,751.43                |                                 | \$ 1,104.21                      | 36                      | \$ 39,751.43                |                                 | \$ -                         | \$ -                       |
| 103  | C          | NON-ROUTINE HMUFA - UST Closure/Removal 6 hours                                              | HC 21; 1176        | Facility                       | \$ 1,068.52                      | 70                        | \$ 74,796.11                | 100%                            | \$ 1,104.21                      | 70                      | \$ 77,294.45                |                                 | \$ 1,104.21                      | 70                      | \$ 77,294.45                |                                 | \$ -                         | \$ -                       |
| 104  | C          | NON-ROUTINE HMUFA - Site Investigation                                                       | HC 21; 1176        | Facility                       | \$ 1,320.72                      | 0                         | \$ -                        | 100%                            | \$ 1,320.72                      | 0                       | \$ -                        |                                 | \$ 1,320.72                      | 0                       | \$ -                        |                                 | \$ -                         | \$ -                       |
| 105  | C          | NON-ROUTINE HMUFA - Late Application Submittal (Temporary)                                   | HC 21; 1176        | Facility                       | \$ 209.56                        | 0                         | \$ -                        | 100%                            | \$ 209.56                        | 0                       | \$ -                        |                                 | \$ 209.56                        | 0                       | \$ -                        |                                 | \$ -                         | \$ -                       |
| 106  | C          | NON-ROUTINE HMUFA - Inspection Rate (DPH)                                                    | HC 21; 1176        | Facility                       | \$ 202.25                        | 0                         | \$ -                        | 100%                            | \$ 202.25                        | 0                       | \$ -                        |                                 | \$ 202.25                        | 0                       | \$ -                        |                                 | \$ -                         | \$ -                       |
| 107  | C          | NON-ROUTINE HMUFA - Inspection Rate (DPH after-hours)                                        | HC 21; 1176        | Facility                       | \$ 304.59                        | 0                         | \$ -                        | 100%                            | \$ 304.59                        | 0                       | \$ -                        |                                 | \$ 304.59                        | 0                       | \$ -                        |                                 | \$ -                         | \$ -                       |
| 108  | C          | NON-ROUTINE HMUFA - Failure to schedule a site inspection prior to UST mod, closure, removal | HC 21; 1176        | Facility                       | \$ 660.36                        | 0                         | \$ -                        | 100%                            | \$ 660.36                        | 0                       | \$ -                        |                                 | \$ 660.36                        | 0                       | \$ -                        |                                 | \$ -                         | \$ -                       |
| 109  | C          | NON-ROUTINE HMUFA - Expedite UST Closure                                                     | HC 21; 1176        | Facility                       | \$ 660.62                        | 0                         | \$ -                        | 100%                            | \$ 660.62                        | 0                       | \$ -                        |                                 | \$ 660.62                        | 0                       | \$ -                        |                                 | \$ -                         | \$ -                       |
| 110  | C          | MW-SPECIALTY CLINIC                                                                          | HC 25; 1509        | Facility                       | \$ 1,491.29                      | 17                        | \$ 25,362.01                | 100%                            | \$ 1,541.11                      | 20                      | \$ 30,822.13                |                                 | \$ 1,541.11                      | 20                      | \$ 30,822.13                |                                 | \$ -                         | \$ -                       |
| 111  | C          | MW-SMIL QTY GENWONITE TREAT                                                                  | HC 25; 1504        | Facility                       | \$ 638.43                        | 2                         | \$ 1,276.86                 | 100%                            | \$ 659.75                        | 3                       | \$ 1,979.28                 |                                 | \$ 659.75                        | 3                       | \$ 1,979.28                 |                                 | \$ -                         | \$ -                       |
| 112  | C          | MW-SMIL QTY GENWONITE                                                                        | HC 25; 1505        | Facility                       | \$ 187.63                        | 16                        | \$ 3,002.13                 | 100%                            | \$ 193.90                        | 15                      | \$ 2,908.50                 |                                 | \$ 193.90                        | 16                      | \$ 3,008.60                 |                                 | \$ -                         | \$ -                       |
| 113  | C          | MW-SKILLED NURSING FACILITY 200 + BEDS                                                       | HC 25; 1508        | Facility                       | \$ 1,063.84                      | 2                         | \$ 2,127.27                 | 100%                            | \$ 1,099.16                      | 3                       | \$ 3,297.49                 |                                 | \$ 1,099.16                      | 3                       | \$ 3,297.49                 |                                 | \$ -                         | \$ -                       |
| 114  | C          | MW-SKILLED NURSING FACILITY 1-99 BEDS                                                        | HC 25; 1508        | Facility                       | \$ 638.43                        | 3                         | \$ 1,915.29                 | 100%                            | \$ 659.75                        | 4                       | \$ 2,639.02                 |                                 | \$ 659.75                        | 4                       | \$ 2,639.02                 |                                 | \$ -                         | \$ -                       |
| 115  | C          | MW-SKILLED NURSING FACILITY 100-199 BEDS                                                     | HC 25; 1508        | Facility                       | \$ 851.64                        | 3                         | \$ 2,554.92                 | 100%                            | \$ 880.09                        | 3                       | \$ 2,640.28                 |                                 | \$ 880.09                        | 3                       | \$ 2,640.28                 |                                 | \$ -                         | \$ -                       |
| 116  | C          | MW-PRIMARY CARE CLINIC                                                                       | HC 25; 1508        | Facility                       | \$ 1,491.29                      | 8                         | \$ 11,930.36                | 100%                            | \$ 1,541.11                      | 8                       | \$ 12,328.85                |                                 | \$ 1,541.11                      | 8                       | \$ 12,328.85                |                                 | \$ -                         | \$ -                       |
| 117  | C          | MW-MEDICAL OFFICE                                                                            | HC 25; 1508        | Facility                       | \$ 638.43                        | 8                         | \$ 5,107.43                 | 100%                            | \$ 659.75                        | 8                       | \$ 5,278.03                 |                                 | \$ 659.75                        | 8                       | \$ 5,278.03                 |                                 | \$ -                         | \$ -                       |
| 118  | C          | MW-LTD QTY HAULING EXEMPT                                                                    | HC 25; 1508        | Facility                       | \$ 213.21                        | 37                        | \$ 7,688.81                 | 100%                            | \$ 220.33                        | 38                      | \$ 8,372.64                 |                                 | \$ 220.33                        | 38                      | \$ 8,372.64                 |                                 | \$ -                         | \$ -                       |
| 119  | C          | MW-INTERMEDIATE CARE FAC                                                                     | HC 25; 1508        | Facility                       | \$ 1,491.29                      | 1                         | \$ 1,491.29                 | 100%                            | \$ 1,541.11                      | 2                       | \$ 3,082.21                 |                                 | \$ 1,541.11                      | 2                       | \$ 3,082.21                 |                                 | \$ -                         | \$ -                       |
| 120  | C          | MW-COMMON STORAGE FACILITY 50 + GENERATORS                                                   | HC 25; 1507        | Facility                       | \$ 1,063.64                      | 1                         | \$ 1,063.64                 | 100%                            | \$ 1,099.16                      | 2                       | \$ 2,198.33                 |                                 | \$ 1,099.16                      | 2                       | \$ 2,198.33                 |                                 | \$ -                         | \$ -                       |
| 121  | C          | MW-COMMON STORAGE FACILITY 2-10 GENERATORS                                                   | HC 25; 1507        | Facility                       | \$ 533.65                        | 1                         | \$ 533.65                   | 100%                            | \$ 551.47                        | 3                       | \$ 1,654.41                 |                                 | \$ 551.47                        | 3                       | \$ 1,654.41                 |                                 | \$ -                         | \$ -                       |
| 122  | C          | MW-COMMON STORAGE FACILITY 11-49 GENERATORS                                                  | HC 25; 1507        | Facility                       | \$ 851.64                        | 6                         | \$ 5,109.84                 | 100%                            | \$ 880.09                        | 6                       | \$ 5,280.52                 |                                 | \$ 880.09                        | 6                       | \$ 5,280.52                 |                                 | \$ -                         | \$ -                       |
| 123  | C          | MW-ACUTE PSYCHIATRIC FAC                                                                     | HC 25; 1508        | Facility                       | \$ 1,491.29                      | 3                         | \$ 4,473.89                 | 100%                            | \$ 1,541.11                      | 4                       | \$ 6,164.43                 |                                 | \$ 1,541.11                      | 4                       | \$ 6,164.43                 |                                 | \$ -                         | \$ -                       |
| 124  | C          | MW-ACUTE CARE HOSPITAL 251 + BEDS                                                            | HC 25; 1508        | Facility                       | \$ 3,619.79                      | 8                         | \$ 28,958.34                | 100%                            | \$ 3,740.70                      | 9                       | \$ 33,666.31                |                                 | \$ 3,740.70                      | 9                       | \$ 33,666.31                |                                 | \$ -                         | \$ -                       |
| 125  | C          | MW-ACUTE CARE HOSPITAL 200-250 BEDS                                                          | HC 25; 1508        | Facility                       | \$ 2,554.93                      | 2                         | \$ 5,109.86                 | 100%                            | \$ 2,640.27                      | 4                       | \$ 10,561.08                |                                 | \$ 2,640.27                      | 4                       | \$ 10,561.08                |                                 | \$ -                         | \$ -                       |
| 126  | C          | MW-ACUTE CARE HOSPITAL 100-199 BEDS                                                          | HC 25; 1508        | Facility                       | \$ 1,916.50                      | 1                         | \$ 1,916.50                 | 100%                            | \$ 1,948.41                      | 1                       | \$ 1,948.41                 |                                 | \$ 1,948.41                      | 1                       | \$ 1,948.41                 |                                 | \$ -                         | \$ -                       |
| 127  | C          | MW-ACUTE CARE HOSPITAL 1 - 99 BEDS                                                           | HC 25; 1508        | Facility                       | \$ 1,276.66                      | 2                         | \$ 2,553.72                 | 100%                            | \$ 1,319.51                      | 3                       | \$ 3,958.52                 |                                 | \$ 1,319.51                      | 3                       | \$ 3,958.52                 |                                 | \$ -                         | \$ -                       |
| 128  | C          | MW-VETERINARY CLINIC/HOSPITAL                                                                | HC 25; 1508        | Facility                       | \$ 638.43                        | 1                         | \$ 638.43                   | 100%                            | \$ 659.75                        | 1                       | \$ 659.75                   |                                 | \$ 659.75                        | 1                       | \$ 659.75                   |                                 | \$ -                         | \$ -                       |
| 129  | C          | MW-LICENSED CLINICAL LABORATORY                                                              | HC 25; 1508        | Facility                       | \$ 638.43                        | 16                        | \$ 10,214.87                |                                 |                                  |                         |                             |                                 |                                  |                         |                             |                                 |                              |                            |

| Item | Fee Status | Description                                                 | Code Authorization  | Unit Basis (e.g., per sq. ft.) | FY 2014-15 Fee | FY 2014-15 Units (Est.) | FY 2014-15 Revenue Budgeted | FY 2014-15 Cost Recovery (Est.) | FY 2015-16 Fee ** | FY 2015-16 Units (Est.) | FY 2015-16 Revenue Proposed | FY 2015-16 Cost Recovery (Est.) | FY 2016-17 Fee ** | FY 2016-17 Units (Est.) | FY 2016-17 Revenue Proposed | FY 2016-17 Cost Recovery (Est.) | Fiscal Year of Last Increase | Fee Prior to Last Increase |
|------|------------|-------------------------------------------------------------|---------------------|--------------------------------|----------------|-------------------------|-----------------------------|---------------------------------|-------------------|-------------------------|-----------------------------|---------------------------------|-------------------|-------------------------|-----------------------------|---------------------------------|------------------------------|----------------------------|
| 141  | C          | AIR QUALITY ASSESSMENT INITIAL FEE                          | BTRC 35F            | Hourly                         | \$ 2,523.35    | 19                      | \$ 47,943.66                | 0.5582                          | \$ 2,523.35       |                         |                             |                                 | \$ 2,523.35       |                         |                             |                                 | \$ -                         | \$ -                       |
| 142  | C          | AIR QUALITY ASSESSMENT REVIEW                               | BTRC 35F            | Hourly                         | \$ 841.11      | 4                       | \$ 3,364.45                 | 0.5582                          | \$ 841.11         |                         |                             |                                 | \$ 841.11         |                         |                             |                                 | \$ -                         | \$ -                       |
| 143  | C          | DPH CONSULTATION RADIO FREQUENCY REPORT REVIEW              | SF Wireless Guide   | Site                           | \$ 209.87      | 208                     | \$ 43,652.33                | 0.5582                          | \$ 209.87         |                         |                             |                                 | \$ 209.87         |                         |                             |                                 | \$ -                         | \$ -                       |
| 144  | C          | DPH PROJECT IMPLEMENTATION REPORT                           | SF Wireless Guide   | Site                           | \$ 153.41      | 209.94                  | \$ 32,206.41                | 0.5582                          | \$ 153.41         |                         |                             |                                 | \$ 153.41         |                         |                             |                                 | \$ -                         | \$ -                       |
| 145  | C          | PROJECT SAFETY MONITORING (BIENNIAL REVIEW)                 | SF Wireless Guide   | Site                           | \$ 153.41      | 400                     |                             |                                 | \$ 153.41         |                         |                             |                                 | \$ 153.41         |                         |                             |                                 | \$ -                         | \$ -                       |
| 138  | C          | HAZARDOUS WASTE SOIL TESTING FEE - INITIAL FEE              | HC 22A; 1237        | Site                           | \$ 630.84      | 337                     |                             | 0.5582                          | \$ 630.84         |                         |                             |                                 | \$ 630.84         |                         |                             |                                 | \$ -                         | \$ -                       |
| 139  | C          | HAZARDOUS WASTE SOIL TESTING FEE - PER HOUR                 | HC 22A; 1237        | Hourly                         | \$ 209.87      | 0                       |                             | 0.5582                          | \$ 209.87         |                         |                             |                                 | \$ 209.87         |                         |                             |                                 | \$ -                         | \$ -                       |
| 140  | C          | AIR QUALITY ASSESSMENT                                      | BTRC 35F            | Hourly                         | \$ 209.87      | 10                      |                             | 0.5582                          | \$ 218.26         | 4,6017                  | \$ 1,004.39                 |                                 | \$ 218.26         | 4,6017                  | \$ 1,004.39                 |                                 | \$ -                         | \$ -                       |
| 141  | C          | AIR QUALITY ASSESSMENT INITIAL FEE                          | BTRC 35F            | Hourly                         | \$ 2,523.35    | 19                      |                             | 0.5582                          | \$ 2,624.28       | 3                       | \$ 7,872.85                 |                                 | \$ 2,624.28       | 3                       | \$ 7,872.85                 |                                 | \$ -                         | \$ -                       |
| 142  | C          | AIR QUALITY ASSESSMENT REVIEW                               | BTRC 35F            | Hourly                         | \$ 841.11      | 4                       |                             | 0.5582                          | \$ 874.76         | 1                       | \$ 874.76                   |                                 | \$ 874.76         | 1                       | \$ 874.76                   |                                 | \$ -                         | \$ -                       |
| 143  | C          | DPH CONSULTATION RADIO FREQUENCY REPORT REVIEW              | SF Wireless Guide   | Site                           | \$ 209.87      | 208                     |                             | 0.5582                          | \$ 209.87         |                         |                             |                                 | \$ 209.87         |                         |                             |                                 | \$ -                         | \$ -                       |
| 144  | C          | DPH PROJECT IMPLEMENTATION REPORT                           | SF Wireless Guide   | Site                           | \$ 153.41      | 209.94                  |                             | 0.5582                          | \$ 153.41         |                         |                             |                                 | \$ 153.41         |                         |                             |                                 | \$ -                         | \$ -                       |
| 145  | C          | PROJECT SAFETY MONITORING (BIENNIAL REVIEW)                 | SF Wireless Guide   | Site                           | \$ 153.41      | 400                     |                             |                                 | \$ 153.41         |                         |                             |                                 | \$ 153.41         |                         |                             |                                 | \$ -                         | \$ -                       |
| 138  | C          | HAZARDOUS WASTE SOIL TESTING FEE - INITIAL FEE              | HC 22A; 1237        | Site                           | \$ 630.84      | 337                     |                             | 0.5582                          | \$ 630.84         |                         |                             |                                 | \$ 630.84         |                         |                             |                                 | \$ -                         | \$ -                       |
| 139  | C          | HAZARDOUS WASTE SOIL TESTING FEE - PER HOUR                 | HC 22A; 1237        | Hourly                         | \$ 209.87      | 0                       |                             | 0.5582                          | \$ 209.87         |                         |                             |                                 | \$ 209.87         |                         |                             |                                 | \$ -                         | \$ -                       |
| 140  | C          | AIR QUALITY ASSESSMENT                                      | BTRC 35F            | Hourly                         | \$ 209.87      | 10                      |                             | 0.5582                          | \$ 209.87         |                         |                             |                                 | \$ 209.87         |                         |                             |                                 | \$ -                         | \$ -                       |
| 141  | C          | AIR QUALITY ASSESSMENT INITIAL FEE                          | BTRC 35F            | Hourly                         | \$ 2,523.35    | 19                      |                             | 0.5582                          | \$ 2,523.35       |                         |                             |                                 | \$ 2,523.35       |                         |                             |                                 | \$ -                         | \$ -                       |
| 141  | C          | TOUR BUS NOISE                                              | BTRC 35F            | Hourly                         | \$ 2,523.35    | 19                      |                             | 0.5582                          | \$ 2,523.35       | Varies                  | \$ 13,396.00                |                                 | \$ 2,523.35       | Varies                  | \$ 13,396.00                |                                 | \$ -                         | \$ -                       |
| 142  | C          | AIR QUALITY ASSESSMENT REVIEW                               | BTRC 35F            | Hourly                         | \$ 841.11      | 4                       |                             | 0.5582                          | \$ 841.11         |                         |                             |                                 | \$ 841.11         |                         |                             |                                 | \$ -                         | \$ -                       |
| 143  | C          | DPH CONSULTATION RADIO FREQUENCY REPORT REVIEW              | SF Wireless Guide   | Site                           | \$ 209.87      | 208                     |                             | 0.5582                          | \$ 209.87         |                         |                             |                                 | \$ 209.87         |                         |                             |                                 | \$ -                         | \$ -                       |
| 144  | C          | DPH PROJECT IMPLEMENTATION REPORT                           | SF Wireless Guide   | Site                           | \$ 153.41      | 209.94                  |                             | 0.5582                          | \$ 153.41         |                         |                             |                                 | \$ 153.41         |                         |                             |                                 | \$ -                         | \$ -                       |
| 145  | C          | PROJECT SAFETY MONITORING (BIENNIAL REVIEW)                 | SF Wireless Guide   | Site                           | \$ 153.41      | 400                     |                             |                                 | \$ 153.41         |                         |                             |                                 | \$ 153.41         |                         |                             |                                 | \$ -                         | \$ -                       |
| 138  | C          | HAZARDOUS WASTE SOIL TESTING FEE - INITIAL FEE              | HC 22A; 1237        | Site                           | \$ 630.84      | 337                     |                             | 0.5582                          | \$ 630.84         |                         |                             |                                 | \$ 630.84         |                         |                             |                                 | \$ -                         | \$ -                       |
| 139  | C          | HAZARDOUS WASTE SOIL TESTING FEE - PER HOUR                 | HC 22A; 1237        | Hourly                         | \$ 209.87      | 0                       |                             | 0.5582                          | \$ 209.87         |                         |                             |                                 | \$ 209.87         |                         |                             |                                 | \$ -                         | \$ -                       |
| 140  | C          | AIR QUALITY ASSESSMENT                                      | BTRC 35F            | Hourly                         | \$ 209.87      | 10                      |                             | 0.5582                          | \$ 209.87         |                         |                             |                                 | \$ 209.87         |                         |                             |                                 | \$ -                         | \$ -                       |
| 141  | C          | AIR QUALITY ASSESSMENT INITIAL FEE                          | BTRC 35F            | Hourly                         | \$ 2,523.35    | 19                      |                             | 0.5582                          | \$ 2,523.35       |                         |                             |                                 | \$ 2,523.35       |                         |                             |                                 | \$ -                         | \$ -                       |
| 141  | C          | TOUR BUS NOISE                                              | BTRC 35F            | Hourly                         | \$ 2,523.35    | 19                      |                             | 0.5582                          | \$ 2,523.35       |                         |                             |                                 | \$ 2,523.35       |                         |                             |                                 | \$ -                         | \$ -                       |
| 142  | C          | AIR QUALITY ASSESSMENT REVIEW                               | BTRC 35F            | Hourly                         | \$ 841.11      | 4                       |                             | 0.5582                          | \$ 841.11         |                         |                             |                                 | \$ 841.11         |                         |                             |                                 | \$ -                         | \$ -                       |
| 143  | C          | DPH CONSULTATION RADIO FREQUENCY REPORT REVIEW              | SF Wireless Guide   | Site                           | \$ 209.87      | 208                     |                             | 0.5582                          | \$ 218.26         | 207                     | \$ 45,179.59                |                                 | \$ 218.26         | 207                     | \$ 45,179.59                |                                 | \$ -                         | \$ -                       |
| 144  | C          | DPH PROJECT IMPLEMENTATION REPORT                           | SF Wireless Guide   | Site                           | \$ 153.41      | 209.94                  |                             | 0.5582                          | \$ 159.54         | 207                     | \$ 33,025.61                |                                 | \$ 159.54         | 207                     | \$ 33,025.61                |                                 | \$ -                         | \$ -                       |
| 145  | C          | PROJECT SAFETY MONITORING (BIENNIAL REVIEW)                 | SF Wireless Guide   | Site                           | \$ 153.41      | 400                     |                             |                                 | \$ 159.54         | 450                     | \$ 71,794.80                |                                 | \$ 159.54         | 450                     | \$ 71,794.80                |                                 | \$ -                         | \$ -                       |
| 146  | C          | WEIGHTS AND MEASURES FEES                                   | AC 1; 1.13-5 - 1.15 | Device                         |                |                         | \$ 689,000.00               | 57%                             |                   |                         | \$ 710,000.00               |                                 |                   |                         | \$ 710,000.00               |                                 | \$ -                         | \$ -                       |
| 147  | C          | AGRICULTURE FEES                                            | AC 1; 1.13-5 - 1.15 | Varies                         |                |                         | \$ 38,000.00                | 57%                             |                   |                         | \$ 250,000.00               |                                 |                   |                         | \$ 250,000.00               |                                 | \$ -                         | \$ -                       |
| 148  | C          | OTHER STATE GRANTS                                          | N/A                 | N/A                            | Varies         | N/A                     | \$ 230,000.00               | 57%                             | Varies            | N/A                     | \$ 38,000.00                |                                 | Varies            | N/A                     | \$ 38,000.00                |                                 | \$ -                         | \$ -                       |
| 149  | C          | UNCLAIMED GAS TAX                                           | N/A                 | N/A                            | Varies         | N/A                     | \$ 200,000.00               | 57%                             | Varies            | N/A                     | \$ 200,000.00               |                                 | Varies            | N/A                     | \$ 200,000.00               |                                 | \$ -                         | \$ -                       |
| 150  | C          | SCANNER INSPECTIONS                                         | AC 1; 115           | Device                         |                |                         | \$ 175,000.00               | 57%                             |                   |                         | \$ 275,000.00               |                                 |                   |                         | \$ 275,000.00               |                                 | \$ -                         | \$ -                       |
| 151  | C          | MASSEUR, MASSEUSE TRAINING                                  | HC 29; 1900         | Person                         | \$ 117.99      | 364                     | \$ 42,948.36                | 91%                             | \$ 117.99         | 0                       | \$ -                        |                                 | \$ 117.99         | 0                       | \$ -                        |                                 | \$ -                         | \$ -                       |
| 152  | C          | MESSAGE ESTABLISHMENT APPLICATION FEE                       | HC 29; 1900         | Facility                       | \$ 680.62      | 10                      | \$ 6,806.16                 | 91%                             | \$ 737.00         | 8                       | \$ 5,896.00                 |                                 | \$ 737.00         | 8                       | \$ 5,896.00                 |                                 | \$ -                         | \$ -                       |
| 153  | C          | MESSAGE PRACTITIONER APPLICATION FEE                        | HC 29; 1900         | Person                         | \$ 146.31      | 191                     | \$ 27,944.75                | 91%                             | \$ 158.00         | 165                     | \$ 26,070.00                |                                 | \$ 158.00         | 165                     | \$ 26,070.00                |                                 | \$ -                         | \$ -                       |
| 154  | C          | OUTCALL PERMIT APPLICATION FEE                              | HC 29; 1900         | Facility                       | \$ 350.87      | 7                       | \$ 2,456.06                 | 91%                             | \$ 389.00         | 8                       | \$ 3,112.00                 |                                 | \$ 389.00         | 8                       | \$ 3,112.00                 |                                 | \$ -                         | \$ -                       |
| 155  | C          | SOLO MESSAGE ESTABLISHMENTS/OUTCALL SERVICE APPLICATION FEE | HC 29; 1900         | Facility                       | \$ 496.80      | 1                       | \$ 496.80                   | 91%                             | \$ 525.20         | 5                       | \$ 2,626.00                 |                                 | \$ 525.20         | 5                       | \$ 2,626.00                 |                                 | \$ -                         | \$ -                       |
| 156  | C          | ADVANCED MESSAGE PRACTITIONER ANNUAL LIC. FEE               | HC 29; 1900         | Person                         | \$ 122.96      | 467                     | \$ 57,421.39                | 91%                             | \$ 127.88         | 475                     | \$ 60,741.25                |                                 | \$ 127.88         | 475                     | \$ 60,741.25                |                                 | \$ -                         | \$ -                       |
| 157  | C          | GENERAL MESSAGE PRACTITIONER ANNUAL LIC. FEE                | HC 29; 1900         | Person                         | \$ 122.96      | 1402                    | \$ 172,387.12               | 91%                             | \$ 127.88         | 1350                    | \$ 172,533.03               |                                 | \$ 127.88         | 1350                    | \$ 172,533.03               |                                 | \$ -                         | \$ -                       |
| 158  | C          | MESSAGE ESTABLISHMENT ANNUAL LIC. FEE                       | HC 29; 1900         | Facility                       | \$ 1,214.08    | 156                     | \$ 189,395.81               | 91%                             | \$ 1,262.64       | 150                     | \$ 189,395.81               |                                 | \$ 1,262.64       | 150                     | \$ 189,395.81               |                                 | \$ -                         | \$ -                       |
| 159  | C          | OUTCALL MESSAGE SERVICE PERMIT ANNUAL LIC. FEE              | HC 29; 1900         | Person                         | \$ 306.36      | 112                     | \$ 34,312.32                | 91%                             | \$ 318.29         | 145                     | \$ 46,152.17                |                                 | \$ 318.29         | 145                     | \$ 46,152.17                |                                 | \$ -                         | \$ -                       |
| 160  | C          | SOLO MESSAGE ESTABLISHMENT ANNUAL LIC. FEE                  | HC 29; 1900         | Facility                       | \$ 599.27      | 13                      | \$ 7,790.45                 | 91%                             | \$ 623.24         | 24                      | \$ 14,957.65                |                                 | \$ 623.24         | 24                      | \$ 14,957.65                |                                 | \$ -                         | \$ -                       |
| 161  | C          | CAMTC                                                       | HC 29; 1900         | Facility                       | \$ 599.27      | 13                      | \$ 7,790.45                 | 91%                             | \$ 623.24         | 100                     | \$ 62,324.08                |                                 | \$ 623.24         | 100                     | \$ 62,324.08                |                                 | \$ -                         | \$ -                       |
| 162  | C          | MEDICAL CANNABIS DISPENSATORY LICENSE FEE & REINSPECTION    | HC 33; 3307         | Facility                       | \$ 4,019.22    | 37                      | \$ 146,711.14               | 100%                            | \$ 4,220.18       | 28                      | \$ 118,165.04               |                                 | \$ 4,220.18       | 28                      | \$ 118,165.04               |                                 | \$ -                         | \$ -                       |
| 163  | C          | MEDICAL CANNABIS DISPENSATORY APPLICATION PERMIT            | HC 33; 3304         | Facility                       | \$ 4,336.00    | 4                       | \$ 17,344.00                | 100%                            | \$ 4,500.00       | 4                       | \$ 18,000.00                |                                 | \$ 4,500.00       | 4                       | \$ 18,000.00                |                                 | \$ -                         | \$ -                       |
| 164  | C          | MENU BOARD LABELING FEE                                     | HC 8; 468.6         | Facility                       |                |                         |                             |                                 | \$ -              |                         |                             |                                 | \$ -              |                         |                             |                                 | \$ -                         | \$ -                       |
| 165  | C          | GARBAGE TRUCK INSP FEES                                     | BTRC 2; 249.6       | Truck                          | \$ 3,282.00    | 183                     | \$ 600,606                  | 130%                            | \$ 3,282.00       | 183                     | \$ 600,606                  |                                 | \$ 3,282.00       | 183                     | \$ 600,606                  |                                 | \$ -                         | \$ -                       |
| 166  | C          | LARGE TRANSFER STATIONS                                     | BTRC 2; 249.15      | Facility                       | \$ 30,014.00   | 2                       | \$ 60,028                   | 130%                            | \$ 30,014.00      | 2                       | \$ 60,028                   |                                 | \$ 30,014.00      | 2                       | \$ 60,028                   |                                 | \$ -                         | \$ -                       |
| 167  | C          | MEDIUM TRANSFER STATIONS                                    | BTRC 2; 249.15      | Facility                       | \$ 10,014.00   | 1                       | \$ 10,014                   | 130%                            | \$ 10,014.00      | 1                       | \$ 10,014                   |                                 | \$ 10,014.00      | 1                       | \$ 10,014                   |                                 | \$ -                         | \$ -                       |
| 168  | C          | SMALL TRANSFER STATIONS                                     | BTRC 2; 249.15      | Facility                       | \$ 1,014.00    | 5                       | \$ 5,070                    | 130%                            | \$ 1,014.00       | 5                       | \$ 5,070                    |                                 | \$ 1,014.00       | 5                       | \$ 5,070                    |                                 | \$ -                         | \$ -                       |
| 169  | C          | COMPLAINT INVEST FEES                                       | HC 11; 609          | Hourly                         | \$ 179.00      | 307.63637               | \$ 55,067                   | 130%                            | \$ 179.00         | 307.63637               | \$ 55,067                   |                                 | \$ 179.00         | 307.63637               | \$ 55,067                   |                                 | \$ -                         | \$ -                       |
| 170  | C          | TATTOO & PIERCING FACILITIES APPLICATION FEE                | HC 5; 258           | Facility                       | \$ 350.00      | 35                      | \$ 12,250.00                | 58%                             | \$ 350.00         | 35                      | \$ 12,250.00                |                                 | \$ 350.00         | 35                      | \$ 12,250.00                |                                 | \$ -                         | \$ -                       |
| 171  | C          | TATTOO & PIERCING FACILITIES                                | HC 5; 258           | Facility                       | \$ 1,372.00    | 78                      | \$ 107,016.00               | 58%                             | \$ 1,372.00       | 78                      | \$ 107,016.00               |                                 | \$ 1,372.00       | 78                      | \$ 107,016.00               |                                 | \$ -                         | \$ -                       |
| 172  | C          | TATTOO, BODY PIERCING, PRACTITIONER                         | new                 | Person                         | \$ 100.00      | 254                     | \$ 25,400.00                | 59%                             | \$ 100.00         | 254                     | \$ 25,400.00                |                                 | \$ 100.00         | 254                     | \$ 25,400.00                |                                 | \$ -                         | \$ -                       |
| 173  | C          | TOBACCO SALES APPLICATION FEE                               | BTRC 2; 249.1       | Facility                       | \$ 74.51       | 25                      | \$ 1,872.67                 | 91%                             | \$ 77.92          | 25                      | \$ 1,947.92                 |                                 | \$ 77.92          | 25                      | \$ 1,947.92                 |                                 | \$ -                         | \$ -                       |
| 174  | C          | TOBACCO SALES ANNUAL LIC FEE                                | HC 19H; 249.16      | Facility                       | \$ 284.65      | 980                     | \$ 278,952.36               | 91%                             | \$ 296.03         | 980                     | \$ 290,110.08               |                                 | \$ 296.03         | 980                     | \$ 290,110.08               |                                 | \$ -                         | \$ -                       |
| 175  | C          | HOTELS                                                      | HC 11; 609-609.2    | Facility                       |                |                         | \$ 555,836.00               | 91%                             |                   |                         | \$ 578,069.44               |                                 |                   |                         | \$ 578,069.44               |                                 | \$ -                         | \$ -                       |
| 176  | C          | APARTMENT BUILDINGS                                         | HC 11; 609-609.2    | Facility                       |                |                         | \$ 2,222,249.00             | 91%                             |                   |                         | \$ 2,338,890.00             |                                 |                   |                         | \$ 2,338,890.00             |                                 | \$ -                         | \$ -                       |
| 177  | C          | MONITORING WELLS APPLICATION                                | BTRC 1; 35          | Site                           | \$ 350.59      | 300                     | \$ 105,176.44               | 100%                            | \$ 364.61         | 300                     | \$ 109,383.04               |                                 | \$ 364.61         | 300                     | \$ 109,383.04               |                                 | \$ -                         | \$ -                       |
| 178  | C          | MONITORING WELLS APPLICATION FOR LOP SITES                  | BTRC 1; 35          | Site                           | \$ 305.30      | 0                       | \$ -                        | 100%                            | \$ 305.30         | 0                       | \$ -                        |                                 | \$ 305.30         | 0                       | \$ -                        |                                 | \$ -                         | \$ -                       |
| 179  | C          | MONITORING WELL FEES                                        | BTRC 1; 35          | Site                           | \$ 203.47      | 800                     | \$ 162,774.78               | 100%                            | \$ 219.55         | 800                     | \$ 175,651.00               |                                 | \$ 219.55         | 800                     | \$ 175,651.00               |                                 |                              |                            |

| Item | Fee Status | Description                       | Code Authorization | Unit Basis (e.g., per sq. ft.) | FY 2014-15 Fee | FY 2014-15 Units (Est.) | FY 2014-15 Revenue Budgeted | FY 2014-15 Cost Recovery (Est.) | FY 2015-16 Fee ** | FY 2015-16 Units (Est.) | FY 2015-16 Revenue Proposed | FY 2015-16 Cost Recovery (Est.) | FY 2016-17 Fee ** | FY 2016-17 Units (Est.) | FY 2016-17 Revenue Proposed | FY 2016-17 Cost Recovery (Est.) | Fiscal Year of Last Increase | Fee Prior to Last Increase |
|------|------------|-----------------------------------|--------------------|--------------------------------|----------------|-------------------------|-----------------------------|---------------------------------|-------------------|-------------------------|-----------------------------|---------------------------------|-------------------|-------------------------|-----------------------------|---------------------------------|------------------------------|----------------------------|
| 185  | C          | SWIMMING POOLS - SIX-MONTH        | BTRC 2: 249.7      | Facility                       | \$ 569.25      | 7                       | \$ 3,984.75                 | 100%                            | \$ 592.02         | 7                       | \$ 4,144.14                 |                                 | \$ 592.02         | 7                       | \$ 4,144.14                 |                                 | \$ -                         | \$ -                       |
| 186  | C          | SWIMMING POOLS - YEAR-ROUND       | BTRC 2: 249.7      | Facility                       | \$ 626.18      | 150                     | \$ 93,926.25                | 100%                            | \$ 651.22         | 150                     | \$ 97,683.30                |                                 | \$ 651.22         | 150                     | \$ 97,683.30                |                                 | \$ -                         | \$ -                       |
| 187  | C          | WATER WELLS                       | BTRC 2: 249.13     | Site                           | \$ 71.78       | 909                     | \$ 66,293.81                | 100%                            | \$ 74.09          | 916                     | \$ 67,894.16                |                                 | \$ 74.09          | 916                     | \$ 67,894.16                |                                 | \$ -                         | \$ -                       |
| 188  | C          | PERMIT - RAINWATER                | HC 12C:            | Facility                       | \$ 1,544.00    | 2                       | \$ 3,088.00                 | 100%                            | \$ 1,544.00       | 2                       | \$ 3,088.00                 |                                 | \$ 1,544.00       | 2                       | \$ 3,088.00                 |                                 | \$ -                         | \$ -                       |
| 189  | C          | PERMIT - NON BLACK WATER          | HC 12C:            | Facility                       | \$ 2,688.00    | 1                       | \$ 2,688.00                 | 100%                            | \$ 2,688.00       | 1                       | \$ 2,688.00                 |                                 | \$ 2,688.00       | 1                       | \$ 2,688.00                 |                                 | \$ -                         | \$ -                       |
| 190  | C          | PERMIT - FOUNDATION DRAINAGE      | HC 12C:            | Facility                       | \$ 5,032.00    | 0                       | \$ -                        | 100%                            | \$ 5,032.00       | 0                       | \$ -                        |                                 | \$ 5,032.00       | 0                       | \$ -                        |                                 | \$ -                         | \$ -                       |
| 191  | C          | PERMIT - GREYWATER                | HC 12C:            | Facility                       | \$ 5,032.00    | 3                       | \$ 15,096.00                | 100%                            | \$ 5,032.00       | 3                       | \$ 15,096.00                |                                 | \$ 5,032.00       | 3                       | \$ 15,096.00                |                                 | \$ -                         | \$ -                       |
| 192  | C          | PERMIT - BLACKWATER               | HC 12C:            | Facility                       | \$ 9,034.00    | 2                       | \$ 18,068.00                | 100%                            | \$ 9,034.00       | 2                       | \$ 18,068.00                |                                 | \$ 9,034.00       | 2                       | \$ 18,068.00                |                                 | \$ -                         | \$ -                       |
| 193  | C          | LICENSE FEE - RAINWATER           | BTRC 2: 249.24     | Facility                       | \$ 472.00      | 0                       | \$ -                        | 100%                            | \$ 472.00         | 0                       | \$ -                        |                                 | \$ 472.00         | 0                       | \$ -                        |                                 | \$ -                         | \$ -                       |
| 194  | C          | LICENSE FEE - NON BLACK WATER     | BTRC 2: 249.24     | Facility                       | \$ 929.00      | 0                       | \$ -                        | 100%                            | \$ 929.00         | 0                       | \$ -                        |                                 | \$ 929.00         | 0                       | \$ -                        |                                 | \$ -                         | \$ -                       |
| 195  | C          | LICENSE FEE - FOUNDATION DRAINAGE | BTRC 2: 249.24     | Facility                       | \$ 1,387.00    | 2                       | \$ 2,774.00                 | 100%                            | \$ 1,387.00       | 2                       | \$ 2,774.00                 |                                 | \$ 1,387.00       | 2                       | \$ 2,774.00                 |                                 | \$ -                         | \$ -                       |
| 196  | C          | LICENSE FEE - GREYWATER           | BTRC 2: 249.24     | Facility                       | \$ 1,387.00    | 2                       | \$ 2,774.00                 | 100%                            | \$ 1,387.00       | 2                       | \$ 2,774.00                 |                                 | \$ 1,387.00       | 2                       | \$ 2,774.00                 |                                 | \$ -                         | \$ -                       |
| 197  | C          | LICENSE FEE - BLACKWATER          | BTRC 2: 249.24     | Facility                       | \$ 1,844.00    | 6                       | \$ 11,064.00                | 100%                            | \$ 1,844.00       | 6                       | \$ 11,064.00                |                                 | \$ 1,844.00       | 6                       | \$ 11,064.00                |                                 | \$ -                         | \$ -                       |
| 198  | C          | TRANSFER OF PERMIT                | BTRC 2: 249.24     | Facility                       | \$ 229.00      | 0                       | \$ -                        | 100%                            | \$ 229.00         | 0                       | \$ -                        |                                 | \$ 229.00         | 0                       | \$ -                        |                                 | \$ -                         | \$ -                       |
| 199  | C          | PLAN CHECKING FEES                | BTRC 2: 249.24     | Hourly                         | \$ 191.21      | 1.03                    | \$ 196.95                   | 100%                            | \$ 191.21         | 1.03                    | \$ 196.95                   |                                 | \$ 191.21         | 1.03                    | \$ 196.95                   |                                 | \$ -                         | \$ -                       |

Fee Status: C - Continuing  
M - Modified  
N - New  
D - Discontinued

**City and County of San Francisco FY 2015-2016**  
**Department Schedule of Licenses, Permits, Fines & Service Charges**  
**Department : Public Health: Environmental Health Section**



**Apartment Building Fee Schedule FY 2015-2016**

|   | <b>Number of Rental Units In Apartment Building</b> | <b>Fee Per Building Per Annum</b> |
|---|-----------------------------------------------------|-----------------------------------|
| a | 3 units                                             | \$70                              |
| b | 4-6 units                                           | \$88                              |
| c | 7-10 units                                          | \$119                             |
| d | 11-15 units                                         | \$239                             |
| e | 16-20 units                                         | \$331                             |
| f | 21-30 units                                         | \$469                             |
| g | Over 30 units                                       | \$551                             |

|   | <b>Inspector Type</b>           | <b>Reinspection Fee: 1st Hour</b> | <b>Reinspection Fee: Additional Fee Per Hour</b> |
|---|---------------------------------|-----------------------------------|--------------------------------------------------|
| h | Environmental Health Inspector  | \$191                             | \$96                                             |
| i | Environmental Health Technician | \$172                             | \$86                                             |

**City and County of San Francisco FY 2015-2016**  
**Department Schedule of Licenses, Permits, Fines & Service Charges**  
**Department : Public Health: Environmental Health Section**



**Hotel Fee Schedule FY 2015-2016**

|   | <b>Number of Rental Units of Hotel</b> | <b>Fee Per Building Per Annum</b> |
|---|----------------------------------------|-----------------------------------|
| a | Less than 20 units                     | \$ 395                            |
| b | 20-29 units                            | \$ 462                            |
| c | 30-39 units                            | \$ 569                            |
| d | 40-49 units                            | \$ 702                            |
| e | 50-59 units                            | \$ 921                            |
| f | 60-99 units                            | \$ 1,062                          |
| g | 100-149 units                          | \$ 1,145                          |
| h | 150-175 units                          | \$ 1,290                          |
| i | More than 175 units                    | \$ 1,518                          |

|   | <b>Inspector Type</b>           | <b>Reinspection Fee: 1st Hour</b> | <b>Reinspection Fee: Additional Fee Per Hour</b> |
|---|---------------------------------|-----------------------------------|--------------------------------------------------|
| j | Environmental Health Inspector  | \$191                             | \$96                                             |
| k | Environmental Health Technician | \$172                             | \$86                                             |

**City and County of San Francisco FY 2015-2016**  
**Department Schedule of Licenses, Permits, Fines & Service Charges**  
**Department : Public Health: Environmental Health Section**



**Weights and Measures Schedule Device Fees FY 2015-2016**

|   |                                                                                                                                                                                                                                  |            |
|---|----------------------------------------------------------------------------------------------------------------------------------------------------------------------------------------------------------------------------------|------------|
| a | Weights and Measure Permit<br>plus 100 percent of the maximum applicable device fee listed below.                                                                                                                                | \$100.00   |
|   | <b>Device</b>                                                                                                                                                                                                                    | <b>Fee</b> |
| b | For large capacity weighing devices, other than livestock, with capacities of 10,000 pounds or greater                                                                                                                           | \$262.00   |
| c | For smaller capacity weighing devices, other than livestock scales, with capacities of a least 2,000 pounds but less than 10,000 pounds                                                                                          | \$158.00   |
| d | For livestock scales with capacities of 10,000 pounds or greater                                                                                                                                                                 | \$262.00   |
| e | For livestock scales with capacities of at least 2,000 pounds but less than 10,000 pounds                                                                                                                                        | \$108.00   |
| f | For liquefied petroleum gas meters, truck mounted or stationary                                                                                                                                                                  | \$186.10   |
| g | For wholesale and vehicle meters                                                                                                                                                                                                 | \$76.10    |
| h | For all other commercial weighing or measuring devices not listed above                                                                                                                                                          | \$21.10    |
|   | For marinas, mobilehome parks, recreational vehicle parks, and apartment complexes, where the owner of the marina, park or complex owns and is responsible for the utility meters, the device fee shall not exceed the following |            |
| i |                                                                                                                                                                                                                                  |            |
|   | Water submeter                                                                                                                                                                                                                   | 2.10       |
|   | Electric Submeter                                                                                                                                                                                                                | 3.10       |
|   | Vapor Meter                                                                                                                                                                                                                      | 4.10       |
| j | Fee per space or apartment unit shall be collected from the owner of the park or complex for the inspection and testing of the meter                                                                                             | 2.10       |
|   | Computing Scales (Max \$1,000)                                                                                                                                                                                                   | 21.10      |
|   | Jewelry and Prescription scales                                                                                                                                                                                                  | 81.10      |
|   | Other (with capacities of a least 100 pounds but less than 2,000 pounds)                                                                                                                                                         | 1.10       |



**City and County of San Francisco FY 2015-2016**  
**Department Schedule of Licenses, Permits, Fines & Service Charges**  
**Department : Public Health: Environmental Health Section**



**INSPECTION OF AGRICULTURAL PRODUCTS PRIOR TO SHIPMENT--INSPECTION FEES.**  
 The fees to be charged for inspection and certificates for agricultural products to be shipped shall be as follows:  
 Number of packages:

|   |                                    |      |
|---|------------------------------------|------|
| a | Inspection Fee                     | \$40 |
| b | For each certificate of fumigation | \$30 |
| c | Single certificate                 | \$25 |

**FARMERS' MARKET CERTIFICATION FEE.**

|   |                                                                                          |       |
|---|------------------------------------------------------------------------------------------|-------|
| h | Issuance, modification, verification or renewal of any such farmers' market certificate. | \$500 |
|---|------------------------------------------------------------------------------------------|-------|

**REGISTRATION FEES--PEST CONTROL OPERATORS AND ADVISERS.**

|   |                                                                |      |
|---|----------------------------------------------------------------|------|
| i | Agricultural Pest Control Operators.                           | \$50 |
| j | Maintenance Gardeners.                                         | \$25 |
| k | Structural Pest Control Operators.                             | \$10 |
| l | Branch I Fumigation Structured Pest Control Operator           | \$25 |
| m | Branch I Fumigation Structured Pest Control Operator Amendment | \$10 |
| n | Resident Agricultural Pest Control Adviser                     | \$10 |
| o | Nonresident Agricultural Pest Control Adviser.                 | \$5  |

**City and County of San Francisco FY 2015-2016**  
**Department Schedule of Licenses, Permits, Fines & Service Charges**  
**Department : Public Health: Environmental Health Section**



Automated Point of Sale Station Registration and Inspections

|   |                                                                     |         |
|---|---------------------------------------------------------------------|---------|
| a | Annual Registration Fee<br>plus \$14 for each point of sale station | \$75.00 |
|---|---------------------------------------------------------------------|---------|

\* The point of sale station fee shall not exceed seven hundred and seventy three dollars (\$773) per business location

**City and County of San Francisco FY 2015-2016**  
**Department Schedule of Licenses, Permits, Fines & Service Charges**  
**Department : Public Health: Environmental Health Section**



**Hazardous Materials and Waste Program Registration Fee Schedule FY 2015-2016**

| Hazardous Materials Registration |                             |                             |                           |
|----------------------------------|-----------------------------|-----------------------------|---------------------------|
| Quantity Groups                  |                             |                             |                           |
| Quantity Groups                  | Total Quantity Liquid (gal) | Total Quantity Solids (Lbs) | Total Quantity Gases (CF) |
| a                                | 1 <55                       | < 500                       | <200                      |
| b                                | 2 55 - 99                   | 500 - 999                   | 200 - 1,499               |
| c                                | 3 100 - 499                 | 1,000 - 1,499               | 1,500 - 2,499             |
| d                                | 4 500 - 999                 | 1,500 - 1,999               | 2,500 - 3,999             |
| e                                | 5 1,000 - 1,499             | 2,000 - 3,499               | 4,000 - 4,999             |
| f                                | 6 1,500 - 1,999             | 3,500 - 4,999               | 5,000 - 5,999             |
| g                                | 7 2,000 - 2,749             | 5,000 - 7,499               | 6,000 - 6,999             |
| h                                | 8 2,750 - 3,499             | 7,500 - 9,999               | 7,000 - 7,999             |
| i                                | 9 3,500 - 4,499             | 10,000 - 14,999             | 8,000 - 8,999             |
| j                                | 10 4,500 - 5,499            | 15,000 - 19,999             | 9,000 - 9,999             |
| k                                | 11 5,500 - 6,499            | 20,000 - 24,999             | 10,000 - 12,499           |
| l                                | 12 6,500 - 7,499            | 25,000 - 29,999             | 12,500 - 14,999           |
| m                                | 13 7,500 - 8,999            | 30,000 - 39,999             | 15,000 - 17,499           |
| n                                | 14 9,000 - 9,999            | 40,000 - 49,999             | 17,500 - 19,999           |
| o                                | 15 >10,000                  | > 50,000                    | >20,000                   |

To obtain the Total Quantity Group, select the appropriate Quantity Group for each physical state of hazardous material reported the chart below. The Total Quantity Group is

| Hazardous Materials Registration Fees |                    |         |
|---------------------------------------|--------------------|---------|
| Total Quality Group                   | Quantity Group Fee |         |
| p                                     | 1                  | \$371   |
| q                                     | 2                  | \$386   |
| r                                     | 3                  | \$419   |
| s                                     | 4                  | \$501   |
| t                                     | 5                  | \$569   |
| u                                     | 6                  | \$635   |
| v                                     | 7                  | \$705   |
| w                                     | 8                  | \$774   |
| x                                     | 9                  | \$840   |
| y                                     | 10                 | \$905   |
| z                                     | 11                 | \$1,007 |
| aa                                    | 12                 | \$1,110 |
| bb                                    | 13                 | \$1,211 |
| cc                                    | 14                 | \$1,311 |
| dd                                    | 15                 | \$1,415 |
| ee                                    | 16                 | \$1,512 |
| ff                                    | 17                 | \$1,616 |
| gg                                    | 18                 | \$1,716 |
| hh                                    | 19                 | \$1,819 |
| ii                                    | 20                 | \$1,935 |
| jj                                    | 21                 | \$2,053 |
| kk                                    | 22                 | \$2,171 |
| ll                                    | 23                 | \$2,291 |
| mm                                    | 24                 | \$2,410 |
| nn                                    | 25                 | \$2,526 |
| oo                                    | 26                 | \$2,647 |
| pp                                    | 27                 | \$2,763 |
| qq                                    | 28                 | \$2,898 |
| rr                                    | 29                 | \$3,031 |
| ss                                    | 30                 | \$3,168 |
| tt                                    | 31                 | \$3,302 |
| uu                                    | 32                 | \$3,438 |
| vv                                    | 33                 | \$3,571 |
| ww                                    | 34                 | \$3,707 |
| xx                                    | 35                 | \$3,841 |
| yy                                    | 36                 | \$3,976 |
| zz                                    | 37                 | \$4,112 |
| aaa                                   | 38                 | \$4,246 |
| bbb                                   | 39                 | \$4,349 |
| ccc                                   | 40                 | \$4,449 |
| ddd                                   | 41                 | \$4,550 |
| eee                                   | 42                 | \$4,665 |
| fff                                   | 43                 | \$4,719 |
| ggg                                   | 44                 | \$4,788 |
| hhh                                   | 45                 | \$4,854 |

**City and County of San Francisco FY 2015-2016**  
**Department Schedule of Licenses, Permits, Fines & Service Charges**  
**Department : Public Health: Environmental Health Section**



**Hazardous Materials and Waste Program Regulated Substance (RS) Fee Schedule FY 2015-2016**

**Chart 5: Regulated Substance (RS) Fees**

|   |               |                    |         |
|---|---------------|--------------------|---------|
| a |               | Program 1 RMP      | \$1,655 |
| b | One Time fees | Program 2 or 3 RMP | \$9,722 |
| c |               | Program 1 RMP      | \$235   |
| d | Annual fees   | Program 2 or 3 RMP | \$468   |

**City and County of San Francisco FY 2015-2016**  
**Department Schedule of Licenses, Permits, Fines & Service Charges**  
**Department : Public Health: Environmental Health Section**



**Hazardous Waste (HW) Generator Fee Schedule FY 2015-2016**

| <b>Chart 7: Hazardous Waste (HW) Generator Fees</b> |                                       |                   |
|-----------------------------------------------------|---------------------------------------|-------------------|
|                                                     | <b>HW Quantity Generated per Year</b> | <b>Annual Fee</b> |
| a                                                   | Minimal Quantity Generator            | \$114             |
| b                                                   | > 0 - 5 Tons                          | \$422             |
| c                                                   | 5 - 25 Tons                           | \$881             |
| d                                                   | 25 - 50 Tons                          | \$1,231           |
| e                                                   | 50 - 250 Tons                         | \$1,765           |
| f                                                   | 250 - 500 Tons                        | \$2,449           |
| g                                                   | 500 - 1,000 Tons                      | \$3,429           |
| h                                                   | 1,000 - 2,000 Tons                    | \$4,972           |
| i                                                   | 2,000+ Tons                           | \$6,961           |

**City and County of San Francisco FY 2015-2016**  
**Department Schedule of Licenses, Permits, Fines & Service Charges**  
**Department : Public Health: Environmental Health Section**



**Hazardous Materials and Waste Program Underground Storage Tank Permit Fee Schedule FY 2015-2016**

| <b>Chart 6: Underground Storage Tank (UST) Permit Fees</b> |                       |                   |
|------------------------------------------------------------|-----------------------|-------------------|
|                                                            | <b>Number of USTs</b> | <b>Permit Fee</b> |
| <b>a</b>                                                   | 1                     | \$427             |
| <b>b</b>                                                   | 2                     | \$855             |
| <b>c</b>                                                   | 3                     | \$1,282           |
| <b>d</b>                                                   | 4                     | \$1,709           |
| <b>e</b>                                                   | 5                     | \$2,137           |
| <b>f</b>                                                   | 6                     | \$2,564           |
| <b>g</b>                                                   | 7                     | \$2,992           |

**City and County of San Francisco FY 2015-2016**  
**Department Schedule of Licenses, Permits, Fines & Service Charges**  
**Department : Public Health: Environmental Health Section**



**Hazardous Materials and Waste Program Aboveground Storage Tank Permit Fee Schedule FY 2015-2016**

| Aboveground Storage Tank |                                              |            |
|--------------------------|----------------------------------------------|------------|
| Facility Category        | Facility Petroleum Storage Capacity (gallon) | Annual Fee |
| 1.1                      | 1320 to 10,000                               | \$651      |
| 1.12                     | (Tier 1 APS Facility)                        | \$905      |
| 2                        | 1320 to 10,000                               | \$1,155    |
| 3                        | (Tier 2 APS Facility)                        | \$1,302    |
| 4                        | 10,001 to 100,000                            | \$1,447    |
| 5                        | 100,001 to 1,000,000                         | \$1,735    |
| 6                        | 1,000,001 to 10,000,000                      | \$1,953    |

**Budget Form 2B: Schedule of Licenses, Permits, Fines & Service Charges**  
DEPARTMENT: PUBLIC UTILITIES COMMISSION (PUC)

|                                                                          |      |
|--------------------------------------------------------------------------|------|
| Inflation Factor for FY 2015-16 Fee Auto Increase as per Code Section ** | 2.7% |
| Inflation Factor for FY 2016-17 Fee Auto Increase as per Code Section ** | 2.8% |

**MODIFIED AND NEW FEES**

| Item | Fee Status | Description                         | Code Authorization | Unit Basis (e.g., per sq. ft.) | FY 2014-15 Fee | FY 2014-15 Units (Est.) | FY 2014-15 Revenue Budgeted | FY 2014-15 Cost Recovery (Est.) | Unit Basis (e.g., per sq. ft.) | FY 2015-16 Fee ** | FY 2015-16 Units (Est.) | FY 2015-16 Revenue Proposed | FY 2015-16 Cost Recovery (Est.) | FY 2016-17 Fee ** | FY 2016-17 Units (Est.) | FY 2016-17 Revenue Proposed | FY 2016-17 Cost Recovery (Est.) | Fiscal Year of Last Increase | Fee Prior to Last Increase |
|------|------------|-------------------------------------|--------------------|--------------------------------|----------------|-------------------------|-----------------------------|---------------------------------|--------------------------------|-------------------|-------------------------|-----------------------------|---------------------------------|-------------------|-------------------------|-----------------------------|---------------------------------|------------------------------|----------------------------|
| 1    | M          | O'Shaughnessey Chalet Rental Fee    |                    | per person per night           | \$ 50.00       | 292                     | \$ 14,600.00                | 37%                             | per night                      | \$ 350.00         | 73                      | \$ 25,550.00                | 62%                             | \$ 359.63         | 73                      | \$ 26,252.63                | 64%                             | unknown                      | \$ -                       |
| 2    | M          | O'Shaughnessey Cottage 2 Rental Fee |                    | per person per night           | \$ 30.00       | 364                     | \$ 10,920.00                | 42%                             | per night                      | \$ 250.00         | 91                      | \$ 22,750.00                | 85%                             | \$ 256.88         | 91                      | \$ 23,375.63                | 88%                             | unknown                      | \$ -                       |
| 3    | M          | O'Shaughnessey Bunkhouse Rental Fee |                    | per person per night           | \$ 20.00       | 1010                    | \$ 20,200.00                | 38%                             | per night                      | \$ 350.00         | 101                     | \$ 35,350.00                | 65%                             | \$ 359.63         | 101                     | \$ 36,322.13                | 67%                             | unknown                      | \$ -                       |

**CONTINUING FEES**

| Item | Fee Status | Description                | Code Authorization | Unit Basis (e.g., per sq. ft.) | FY 2014-15 Fee                                | FY 2014-15 Units (Est.) | FY 2014-15 Revenue Budgeted | FY 2014-15 Cost Recovery (Est.) | Unit Basis (e.g., per sq. ft.) | FY 2015-16 Fee **                               | FY 2015-16 Units (Est.) | FY 2015-16 Revenue Proposed | FY 2015-16 Cost Recovery (Est.) | FY 2016-17 Fee **                                | FY 2016-17 Units (Est.) | FY 2016-17 Revenue Proposed | FY 2016-17 Cost Recovery (Est.) | Fiscal Year of Last Increase | Fee Prior to Last Increase                      |
|------|------------|----------------------------|--------------------|--------------------------------|-----------------------------------------------|-------------------------|-----------------------------|---------------------------------|--------------------------------|-------------------------------------------------|-------------------------|-----------------------------|---------------------------------|--------------------------------------------------|-------------------------|-----------------------------|---------------------------------|------------------------------|-------------------------------------------------|
| 4    | C          | Weddings                   | Board Res. 01-0090 | per 2 hours                    | \$528.00                                      | 60                      | \$ 31,680.00                | 172%                            | per 2 hours                    | \$ 542.00                                       | 60                      | \$ 32,520.00                | 182%                            | \$ 557.00                                        | 60                      | \$ 33,420.00                | 181%                            | FY 2012-13                   | \$150.00                                        |
| 5    | C          | Engineering Permit         | Board Res. 01-0090 | per permit                     | \$2,853.00 plus \$95.00 / hour for inspection | 1                       | \$ 5,323.00                 | 79%                             | per permit                     | \$2,930.00 plus \$98.00 per hour for inspection | 1                       | \$ 5,478.00                 | 84%                             | \$3,012.00 plus \$101.00 per hour for inspection | 1                       | \$ 5,638.00                 | 83%                             | FY 2012-13                   | \$1,800.00 plus \$61.00 per hour for inspection |
| 6    | C          | ROW and Land Access Permit | Board Res. 01-0090 | per permit                     | \$270.00 plus \$106.00 / day                  | 10                      | \$ 10,120.00                | 90%                             | per permit                     | \$277.00 plus \$109.00 per day                  | 10                      | \$ 10,400.00                | 89%                             | \$285.00 plus \$112.00 per day                   | 10                      | \$ 10,690.00                | 88%                             | FY 2012-13                   | \$120.00 plus \$80.00 per day                   |

Fee Status: C - Continuing  
M - Modified  
N - New  
D - Discontinued

Note: The FY 2015-16 Cottage fees will be effective January 1, 2016.



## WATER RATES SCHEDULES

### SCHEDULE W-1A: Single Family Residential Service within the City and County of San Francisco

Applicable to single-family dwelling units served through a separate meter or bank of meters:

**First:** A Monthly Service Charge based on the size of the meter.

| Meter Size | FYE 2015<br>Effective<br>7/1/14 | FYE 2016<br>Effective<br>7/1/15 | FYE 2017<br>Effective<br>7/1/16 | FYE 2018<br>Effective<br>7/1/17 |
|------------|---------------------------------|---------------------------------|---------------------------------|---------------------------------|
| 5/8 in     | \$8.81                          | \$9.87                          | \$10.86                         | \$11.63                         |
| 3/4 in     | \$11.09                         | \$12.43                         | \$13.68                         | \$14.64                         |
| 1 in       | \$15.66                         | \$17.54                         | \$19.30                         | \$20.66                         |
| 1-1/2 in   | \$27.08                         | \$30.33                         | \$33.37                         | \$35.71                         |
| 2 in       | \$40.79                         | \$45.69                         | \$50.26                         | \$53.78                         |
| 3 in       | \$72.77                         | \$81.51                         | \$89.67                         | \$95.95                         |
| 4 in       | \$118.46                        | \$132.68                        | \$145.95                        | \$156.17                        |
| 6 in       | \$232.69                        | \$260.62                        | \$286.69                        | \$306.76                        |
| 8 in       | \$369.76                        | \$414.14                        | \$455.56                        | \$487.45                        |
| 10 in      | \$529.67                        | \$593.24                        | \$652.57                        | \$698.25                        |
| 12 in      | \$986.57                        | \$1,104.96                      | \$1,215.46                      | \$1,300.55                      |
| 16 in      | \$1,717.61                      | \$1,923.73                      | \$2,116.11                      | \$2,264.24                      |

**Second:** A charge for all water delivered based on monthly meter reading.

| Single-Family Residential                                                                                                                                         | Charge per Ccf                     |                                    |                                    |                                    |
|-------------------------------------------------------------------------------------------------------------------------------------------------------------------|------------------------------------|------------------------------------|------------------------------------|------------------------------------|
|                                                                                                                                                                   | FYE<br>2015<br>Effective<br>7/1/14 | FYE<br>2016<br>Effective<br>7/1/15 | FYE<br>2017<br>Effective<br>7/1/16 | FYE<br>2018<br>Effective<br>7/1/17 |
| First 4 Units <sup>1</sup> /DU <sup>2</sup> /Month                                                                                                                | \$4.86                             | \$5.45                             | \$6.00                             | \$6.42                             |
| All Additional Ccf/DU/Month                                                                                                                                       | \$6.52                             | \$7.31                             | \$8.05                             | \$8.62                             |
| <sup>1</sup> 1 Unit = 1 Ccf of water = 748 gallons<br><sup>2</sup> DU = Dwelling Unit; All Single-Family Residential customers have one dwelling unit per account |                                    |                                    |                                    |                                    |

**SCHEDULE W-1B: Multiple-Family Residential Service within the City and County of San Francisco**

Applicable to multiple-family accounts consisting of two or more dwelling units served through a separate meter or bank of meters:

First: A Monthly Service Charge based on the size of the meter.

| Meter Size | FYE 2015<br>Effective<br>7/1/14 | FYE 2016<br>Effective<br>7/1/15 | FYE 2017<br>Effective<br>7/1/16 | FYE 2018<br>Effective<br>7/1/17 |
|------------|---------------------------------|---------------------------------|---------------------------------|---------------------------------|
| 5/8 in     | \$8.81                          | \$9.87                          | \$10.86                         | \$11.63                         |
| 3/4 in     | \$11.09                         | \$12.43                         | \$13.68                         | \$14.64                         |
| 1 in       | \$15.66                         | \$17.54                         | \$19.30                         | \$20.66                         |
| 1-1/2 in   | \$27.08                         | \$30.33                         | \$33.37                         | \$35.71                         |
| 2 in       | \$40.79                         | \$45.69                         | \$50.26                         | \$53.78                         |
| 3 in       | \$72.77                         | \$81.51                         | \$89.67                         | \$95.95                         |
| 4 in       | \$118.46                        | \$132.68                        | \$145.95                        | \$156.17                        |
| 6 in       | \$232.69                        | \$260.62                        | \$286.69                        | \$306.76                        |
| 8 in       | \$369.76                        | \$414.14                        | \$455.56                        | \$487.45                        |
| 10 in      | \$529.67                        | \$593.24                        | \$652.57                        | \$698.25                        |
| 12 in      | \$986.57                        | \$1,104.96                      | \$1,215.46                      | \$1,300.55                      |
| 16 in      | \$1,717.61                      | \$1,923.73                      | \$2,116.11                      | \$2,264.24                      |

Second: A charge for all water delivered based on monthly meter reading.

| Multiple-Family<br>Residential                       | Charge per Ccf                  |                                 |                                 |                                 |
|------------------------------------------------------|---------------------------------|---------------------------------|---------------------------------|---------------------------------|
|                                                      | FYE 2015<br>Effective<br>7/1/14 | FYE 2016<br>Effective<br>7/1/15 | FYE 2017<br>Effective<br>7/1/16 | FYE 2018<br>Effective<br>7/1/17 |
| First 3 Units <sup>1</sup> / DU <sup>2</sup> / Month | \$4.98                          | \$5.58                          | \$6.14                          | \$6.57                          |
| All Additional Ccf/ DU/ Month                        | \$6.67                          | \$7.48                          | \$8.23                          | \$8.81                          |

<sup>1</sup> Unit = 1 Ccf of water = 748 gallons  
<sup>2</sup>DU = Dwelling Unit

SCHEDULE W-1C: Commercial, Industrial and General Uses within the City and County of San Francisco

Applicable to commercial, industrial and other general uses served through a separate meter or bank of meters:

First: A Monthly Service Charge based on the size of the meter.

| Meter Size | FYE 2015<br>Effective<br>7/1/14 | FYE 2016<br>Effective<br>7/1/15 | FYE 2017<br>Effective<br>7/1/16 | FYE 2018<br>Effective<br>7/1/17 |
|------------|---------------------------------|---------------------------------|---------------------------------|---------------------------------|
| 5/8 in     | \$8.81                          | \$9.87                          | \$10.86                         | \$11.63                         |
| 3/4 in     | \$11.09                         | \$12.43                         | \$13.68                         | \$14.64                         |
| 1 in       | \$15.66                         | \$17.54                         | \$19.30                         | \$20.66                         |
| 1-1/2 in   | \$27.08                         | \$30.33                         | \$33.37                         | \$35.71                         |
| 2 in       | \$40.79                         | \$45.69                         | \$50.26                         | \$53.78                         |
| 3 in       | \$72.77                         | \$81.51                         | \$89.67                         | \$95.95                         |
| 4 in       | \$118.46                        | \$132.68                        | \$145.95                        | \$156.17                        |
| 6 in       | \$232.69                        | \$260.62                        | \$286.69                        | \$306.76                        |
| 8 in       | \$369.76                        | \$414.14                        | \$455.56                        | \$487.45                        |
| 10 in      | \$529.67                        | \$593.24                        | \$652.57                        | \$698.25                        |
| 12 in      | \$986.57                        | \$1,104.96                      | \$1,215.46                      | \$1,300.55                      |
| 16 in      | \$1,717.61                      | \$1,923.73                      | \$2,116.11                      | \$2,264.24                      |

Second: A charge for all water delivered based on monthly meter reading.

| Commercial, Industrial<br>and other General Uses | Charge per Ccf                  |                                 |                                 |                                 |
|--------------------------------------------------|---------------------------------|---------------------------------|---------------------------------|---------------------------------|
|                                                  | FYE 2015<br>Effective<br>7/1/14 | FYE 2016<br>Effective<br>7/1/15 | FYE 2017<br>Effective<br>7/1/16 | FYE 2018<br>Effective<br>7/1/17 |
| For all units <sup>1</sup> of Water              | \$5.79                          | \$6.49                          | \$7.14                          | \$7.64                          |
| <sup>1</sup> Unit = 1 Ccf of water = 748 gallons |                                 |                                 |                                 |                                 |

**SCHEDULE W-2: Fire Service within the City and County of San Francisco**

Applicable to private fire service installed and maintained according to the rules, regulations and specifications of the San Francisco Water Enterprise:

First: A Monthly Service Charge based on the size of the service.

| Service Size | FYE 2015<br>Effective<br>7/1/14 | FYE 2016<br>Effective<br>7/1/15 | FYE 2017<br>Effective<br>7/1/16 | FYE 2018<br>Effective<br>7/1/17 |
|--------------|---------------------------------|---------------------------------|---------------------------------|---------------------------------|
| 1 in         | \$7.77                          | \$8.71                          | \$9.59                          | \$10.36                         |
| 1-1/2 in     | \$11.30                         | \$12.66                         | \$13.93                         | \$15.05                         |
| 2 in         | \$15.54                         | \$17.41                         | \$19.16                         | \$20.70                         |
| 3 in         | \$25.44                         | \$28.50                         | \$31.35                         | \$33.86                         |
| 4 in         | \$39.57                         | \$44.32                         | \$48.76                         | \$52.67                         |
| 6 in         | \$74.90                         | \$83.89                         | \$92.28                         | \$99.67                         |
| 8 in         | \$117.30                        | \$131.38                        | \$144.52                        | \$156.09                        |
| 10 in        | \$166.76                        | \$186.78                        | \$205.46                        | \$221.90                        |
| 12 in        | \$308.09                        | \$345.07                        | \$379.58                        | \$409.95                        |

Second: If water is used for any purpose other than extinguishing accidental fires, the W-1C rates for all water delivered based on monthly reading shall apply.

**SCHEDULE W-3A: Public Uses within the City and County of San Francisco**

Applicable to Public Buildings, Parks and Other Metered Service: Schedule W-1C.

For Street Sprinkling and Flushing when quantities are computed from records of tank wagons and billed as one amount: Schedule W-1C (no service charge to apply).

SCHEDULE W-3B: Interruptible Uses within the City and County of San Francisco

Applicable to interruptible service when service can be interrupted for water shortages and other emergencies at the discretion of the Water Enterprise:

First: A Monthly Service Charge based on the size of the meter.

| Meter Size | FYE 2015<br>Effective<br>7/1/14 | FYE 2016<br>Effective<br>7/1/15 | FYE 2017<br>Effective<br>7/1/16 | FYE 2018<br>Effective<br>7/1/17 |
|------------|---------------------------------|---------------------------------|---------------------------------|---------------------------------|
| 5/8 in     | \$8.81                          | \$9.87                          | \$10.86                         | \$11.63                         |
| 3/4 in     | \$11.09                         | \$12.43                         | \$13.68                         | \$14.64                         |
| 1 in       | \$15.66                         | \$17.54                         | \$19.30                         | \$20.66                         |
| 1-1/2 in   | \$27.08                         | \$30.33                         | \$33.37                         | \$35.71                         |
| 2 in       | \$40.79                         | \$45.69                         | \$50.26                         | \$53.78                         |
| 3 in       | \$72.77                         | \$81.51                         | \$89.67                         | \$95.95                         |
| 4 in       | \$118.46                        | \$132.68                        | \$145.95                        | \$156.17                        |
| 6 in       | \$232.69                        | \$260.62                        | \$286.69                        | \$306.76                        |
| 8 in       | \$369.76                        | \$414.14                        | \$455.56                        | \$487.45                        |
| 10 in      | \$529.67                        | \$593.24                        | \$652.57                        | \$698.25                        |
| 12 in      | \$986.57                        | \$1,104.96                      | \$1,215.46                      | \$1,300.55                      |
| 16 in      | \$1,717.61                      | \$1,923.73                      | \$2,116.11                      | \$2,264.24                      |

Second: A charge for all water delivered based on monthly meter reading.

| Interruptible Uses                  | Charge per Ccf                  |                                 |                                 |                                 |
|-------------------------------------|---------------------------------|---------------------------------|---------------------------------|---------------------------------|
|                                     | FYE 2015<br>Effective<br>7/1/14 | FYE 2016<br>Effective<br>7/1/15 | FYE 2017<br>Effective<br>7/1/16 | FYE 2018<br>Effective<br>7/1/17 |
| For all units <sup>1</sup> of Water | \$5.25                          | \$5.88                          | \$6.47                          | \$6.93                          |

<sup>1</sup> 1 Unit = 1 Ccf of water = 748 gallons

**SCHEDULE W-4: Docks & Shipping Supply within the City and County of San Francisco**

Applicable to special shipping service, including hose truck and other special services, from open docks through common hydrants where delivery is not through a service and meter for which the customer is responsible:

First: A Docks & Shipping Connection Fee: Schedule W44.

Second: A charge for all water delivered based on monthly meter reading.

| Docks & Shipping                                 | Charge per Ccf                  |                                 |                                 |                                 |
|--------------------------------------------------|---------------------------------|---------------------------------|---------------------------------|---------------------------------|
|                                                  | FYE 2015<br>Effective<br>7/1/14 | FYE 2016<br>Effective<br>7/1/15 | FYE 2017<br>Effective<br>7/1/16 | FYE 2018<br>Effective<br>7/1/17 |
| For all units <sup>1</sup> of Water              | \$7.64                          | \$8.57                          | \$9.43                          | \$10.10                         |
| <sup>1</sup> Unit = 1 Ccf of water = 748 gallons |                                 |                                 |                                 |                                 |

**SCHEDULE W-5: Builders & Contractors within the City and County of San Francisco**

Builders and Contractors supply for metered service through the Are hydrants and other metered service:

First: A Builders & Contractors Connection Fee: Schedule W44.

Second: A Meter Rental Deposit: Schedule W44.

Third: A Monthly Service Charge based on the size of the meter.

| Meter Size | FYE 2015<br>Effective<br>7/1/14 | FYE 2016<br>Effective<br>7/1/15 | FYE 2017<br>Effective<br>7/1/16 | FYE 2018<br>Effective<br>7/1/17 |
|------------|---------------------------------|---------------------------------|---------------------------------|---------------------------------|
| 1 in       | \$15.66                         | \$17.54                         | \$19.30                         | \$20.66                         |
| 1-1/2 in   | \$27.08                         | \$30.33                         | \$33.37                         | \$35.71                         |
| 2 in       | \$40.79                         | \$45.69                         | \$50.26                         | \$53.78                         |
| 3 in       | \$72.77                         | \$81.51                         | \$89.67                         | \$95.95                         |
| 4 in       | \$118.46                        | \$132.68                        | \$145.95                        | \$156.17                        |

Fourth: A charge for all water delivered based on monthly meter reading.

| Builders & Contractors                | Charge per Ccf                  |                                 |                                 |                                 |
|---------------------------------------|---------------------------------|---------------------------------|---------------------------------|---------------------------------|
|                                       | FYE 2015<br>Effective<br>7/1/14 | FYE 2016<br>Effective<br>7/1/15 | FYE 2017<br>Effective<br>7/1/16 | FYE 2018<br>Effective<br>7/1/17 |
| For all units <sup>1</sup> of Water   | \$6.95                          | \$7.79                          | \$8.57                          | \$9.17                          |
| 1 Unit = 1 Ccf of water = 748 gallons |                                 |                                 |                                 |                                 |

Fifth: Any customer who fails to report water consumption as required shall be assessed a non-reporting penalty equivalent to the cost of 25 units of water per month at the current W-5 volumetric rate.

**SCHEDULE W-21: Single Family Residential Service outside the City and County of San Francisco**

Applicable to single-family dwelling units served through a separate meter or bank of meters: Schedule W-1A.

**SCHEDULE W-22: Fire Service outside the City and County of San Francisco**

Applicable to private fire service installed and maintained according to the rules, regulations and specifications of the San Francisco Water Enterprise: Schedule W-2.

**SCHEDULE W-24: Non-Potable Water Service**

Applicable inside and outside the City and County of San Francisco for untreated water service when the customer furnishes all facilities necessary to convey the untreated water from the San Francisco Water Enterprise's water supply reservoirs to the customer's point of use:

First: A Monthly Service Charge based on the size of the meter.

| Meter Size | FYE 2015<br>Effective<br>7/1/14 | FYE 2016<br>Effective<br>7/1/15 | FYE 2017<br>Effective<br>7/1/16 | FYE 2018<br>Effective<br>7/1/17 |
|------------|---------------------------------|---------------------------------|---------------------------------|---------------------------------|
| 5/8 in     | \$8.81                          | \$9.87                          | \$10.86                         | \$11.63                         |
| 3/4 in     | \$11.09                         | \$12.43                         | \$13.68                         | \$14.64                         |
| 1 in       | \$15.66                         | \$17.54                         | \$19.30                         | \$20.66                         |
| 1-1/2 in   | \$27.08                         | \$30.33                         | \$33.37                         | \$35.71                         |
| 2 in       | \$40.79                         | \$45.69                         | \$50.26                         | \$53.78                         |
| 3 in       | \$72.77                         | \$81.51                         | \$89.67                         | \$95.95                         |
| 4 in       | \$118.46                        | \$132.68                        | \$145.95                        | \$156.17                        |
| 6 in       | \$232.69                        | \$260.62                        | \$286.69                        | \$306.76                        |
| 8 in       | \$369.76                        | \$414.14                        | \$455.56                        | \$487.45                        |
| 10 in      | \$529.67                        | \$593.24                        | \$652.57                        | \$698.25                        |
| 12 in      | \$986.57                        | \$1,104.96                      | \$1,215.46                      | \$1,300.55                      |
| 16 in      | \$1,717.61                      | \$1,923.73                      | \$2,116.11                      | \$2,264.24                      |



Second: A charge for all water delivered based on monthly meter reading.

| Non-Potable                           | Charge per Ccf                  |                                 |                                 |                                 |
|---------------------------------------|---------------------------------|---------------------------------|---------------------------------|---------------------------------|
|                                       | FYE 2015<br>Effective<br>7/1/14 | FYE 2016<br>Effective<br>7/1/15 | FYE 2017<br>Effective<br>7/1/16 | FYE 2018<br>Effective<br>7/1/17 |
| For all units <sup>1</sup> of Water   | \$2.24                          | \$2.51                          | \$2.76                          | \$2.95                          |
| 1 Unit = 1 Ccf of water = 748 gallons |                                 |                                 |                                 |                                 |

**SCHEDULE W-25: Wholesale Use with Long-Term Contract**

For service to municipalities, water districts and others who, under long-term contracts, purchase water for resale:

First: A Monthly Service Charge based on the type and size of the meter.

| Meter Size | Disc/<br>Compound<br>Meters | Crest<br>Meters | Magnetic<br>Meters | Turbine<br>Meters |
|------------|-----------------------------|-----------------|--------------------|-------------------|
| 5/8 in     | \$11.00                     | -               | -                  | -                 |
| 3/4 in     | \$18.00                     | -               | -                  | -                 |
| 1 in       | \$30.00                     | -               | -                  | -                 |
| 1-1/2 in   | \$43.00                     | -               | -                  | -                 |
| 2 in       | \$79.00                     | -               | -                  | -                 |
| 3 in       | \$158.00                    | -               | -                  | -                 |
| 4 in       | \$318.00                    | \$353.00        | -                  | \$577.00          |
| 6 in       | \$476.00                    | \$685.00        | -                  | \$1,256.00        |
| 8 in       | \$635.00                    | \$1,335.00      | \$2,265.00         | \$1,875.00        |
| 10 in      | \$793.00                    | \$1,732.00      | -                  | \$3,391.00        |
| 12 in      | \$935.00                    | \$1,840.00      | \$5,159.00         | -                 |
| 16 in      | \$1,270.00                  | \$5,628.00      | -                  | \$7,215.00        |
| 18 in      | -                           | \$6,133.00      | -                  | -                 |
| 20 in      | -                           | \$6,349.00      | -                  | -                 |

The service charge for a battery of meters installed on one service in lieu of one meter, or for a special type of meter, shall be based on the size of single or multiple standard type meters of equivalent capacity.

SCHEDULE W-25 (Continued)

Second: A Charge for Water Delivered based on monthly meter readings.

\$1,276.31 per acre-foot            or            \$2.93 per 100 cu. ft.

Third: An Untreated Wholesale Water Rate Discount Factor for Wholesale Customers receiving untreated water, based on monthly meter readings.

\$(143.75) per acre-foot            or            \$(0.33) per 100 cu. ft.

SCHEDULE W-31: Commercial, Industrial and General Uses outside the City and County of San Francisco

Applicable to multiple-family residential, commercial, industrial and other general uses served through a separate meter or bank of meters: Schedule W-1C.

SCHEDULE W-33: Public Uses Excluding Wholesale outside the City and County of San Francisco

Applicable to Public Buildings, Parks and Other Metered Service: Schedule W-1C.

SCHEDULE W-34: Interruptible Uses outside the City and County of San Francisco

Applicable to interruptible service when service can be interrupted for water shortages and other emergencies at the discretion of the Water Enterprise: Schedule W-3B.

## WASTEWATER RATES SCHEDULES

SCHEDULE A-1: This schedule shall apply to Single-Family Residential wastewater customers. The rates under this schedule are based upon the typical strengths for Domestic Wastes, as determined by the General Manager. All Single-Family Residential wastewater customers shall be charged on the basis of discharge units in accordance with the schedule of rates as follows:

| Single-Family Residential                                                                                                                                                                                                                                                                 | Charge per Ccf                  |                                 |                                 |                                 |
|-------------------------------------------------------------------------------------------------------------------------------------------------------------------------------------------------------------------------------------------------------------------------------------------|---------------------------------|---------------------------------|---------------------------------|---------------------------------|
|                                                                                                                                                                                                                                                                                           | FYE 2015<br>Effective<br>7/1/14 | FYE 2016<br>Effective<br>7/1/15 | FYE 2017<br>Effective<br>7/1/16 | FYE 2018<br>Effective<br>7/1/17 |
| First 4 Discharge Units/<br>DU/ Month                                                                                                                                                                                                                                                     | \$9.06                          | \$9.82                          | \$10.84                         | \$12.40 <sup>3</sup>            |
| All Additional Ccf/ DU/Month                                                                                                                                                                                                                                                              | \$11.23                         | \$11.34                         | \$11.66                         | \$12.40 <sup>3</sup>            |
| <sup>1</sup> 1 Discharge Unit = 1 Ccf of wastewater = 748 gallons<br><sup>2</sup> DU = Dwelling Unit; All Single-Family Residential customers have one dwelling unit per account<br><sup>3</sup> In FYE 2018, Tier 1 and Tier 2 will be a uniform rate for all wastewater discharge units |                                 |                                 |                                 |                                 |

A discharge unit shall be based on the customer's metered water use multiplied by the customer's flow factor representing the quantity of metered water use returned to the sewerage system as wastewater (e.g. a customer using 10 Ccf of water and having a flow factor of 90% shall be billed for 9 discharge units). For customers whose meters are read on a bi-monthly basis, the allowed use in each block shall be doubled.

SCHEDULE A-2: This schedule shall apply to Multiple-Family Residential wastewater customers. The rates under this schedule are based upon the typical strengths for Domestic Wastes, as determined by the General Manager. All Multiple-Family Residential wastewater customers shall be charged on the basis of discharge units in accordance with the schedule of rates as follows:

| Multiple-Family Residential                                                                                                                                                                                   | Charge per Ccf            |                           |                           |                           |
|---------------------------------------------------------------------------------------------------------------------------------------------------------------------------------------------------------------|---------------------------|---------------------------|---------------------------|---------------------------|
|                                                                                                                                                                                                               | FYE 2015 Effective 7/1/14 | FYE 2016 Effective 7/1/15 | FYE 2017 Effective 7/1/16 | FYE 2018 Effective 7/1/17 |
| First 3 Discharge Units/ DU/ Month                                                                                                                                                                            | \$9.24                    | \$9.95                    | \$10.91                   | \$12.40 <sup>3</sup>      |
| All Additional Ccf/ DU/ Month                                                                                                                                                                                 | \$11.48                   | \$11.51                   | \$11.75                   | \$12.40 <sup>3</sup>      |
| <sup>1</sup> 1 Discharge Unit = 1 Ccf of wastewater = 748 gallons<br><sup>2</sup> DU = Dwelling Unit<br><sup>3</sup> In FYE 2018, Tier 1 and Tier 2 will be a uniform rate for all wastewater discharge units |                           |                           |                           |                           |

A discharge unit shall be based on the customer's metered water use multiplied by the customer's flow factor representing the quantity of metered water use returned to the sewerage system as wastewater (e.g. a customer using 10 Ccf of water and having a flow factor of 95% shall be billed for 9.5 discharge units). The use allowed in each block shall be multiplied by the number of dwelling units to maximum use allowed in the block (e.g. a customer with 5 dwelling units shall be allowed a maximum of 15 discharge units in the first block – 3 Ccf/ Dwelling Units per month times 5 Dwelling Units = 15 Ccf/ mo.) For customers whose meters are read on a bi-monthly basis, the allowed use in each block shall be doubled.

SCHEDULE B: Customers other than, Residential Wastewater customers charged under Schedule A-1 and A-2 of this Resolution shall be charged the cost for each parameter according to the following:

| Non-Residential                                                                                                                                                                                             | Charge per Ccf                  |                                 |                                 |                                 |
|-------------------------------------------------------------------------------------------------------------------------------------------------------------------------------------------------------------|---------------------------------|---------------------------------|---------------------------------|---------------------------------|
|                                                                                                                                                                                                             | FYE 2015<br>Effective<br>7/1/14 | FYE 2016<br>Effective<br>7/1/15 | FYE 2017<br>Effective<br>7/1/16 | FYE 2018<br>Effective<br>7/1/17 |
| Volume per Discharge Unit <sup>1,2</sup>                                                                                                                                                                    | \$6.145                         | \$6.453                         | \$6.904                         | \$7.664                         |
| PLUS<br>Chemical Oxygen Demand<br>(COD) per lb.                                                                                                                                                             | \$0.440                         | \$0.462                         | \$0.494                         | \$0.548                         |
| PLUS<br>Total Suspended Solids<br>(TSS) per lb                                                                                                                                                              | \$0.828                         | \$0.870                         | \$0.931                         | \$1.033                         |
| PLUS<br>Oil and Grease (O/G) per lb.                                                                                                                                                                        | \$0.867                         | \$0.911                         | \$0.974                         | \$1.082                         |
| <sup>1</sup> Discharge Unit = 1 Ccf of wastewater = 748 gallons<br><sup>2</sup> Applicable to the volume of wastewater discharged in accordance with the rules and regulations of the Wastewater Enterprise |                                 |                                 |                                 |                                 |

Those customers whose parameter loadings are not based on periodic sampling shall be charged on the basis of standard parameter loadings established by the General Manager for each SIC code in accordance with applicable state and federal laws and regulations.

## CAPACITY CHARGES

### Section 4: Water Capacity Charge

- A. Any customer requesting a new connection to the water distribution system, or requiring additional capacity as a result of any addition, improvement, modification or change in use of an existing connection to the water distribution system, shall pay a capacity charge for the new or additional capacity required to serve the customer. The capacity charge may not be sold, traded or conveyed in a manner to another site or customer. The capacity charge does not convey or imply ownership in or of any facilities of the Water System. Customers subject to payment of water capacity charges after July 1, 2014, shall pay the charges in accordance with the following table:

FYE 2015 Water Capacity Charge Schedule

| Meter Size | Charges   |
|------------|-----------|
| 5/8 in     | \$1,239   |
| 3/4 in     | \$1,859   |
| 1 in       | \$3,100   |
| 1-1/2 in   | \$6,197   |
| 2 in       | \$9,917   |
| 3 in       | \$18,594  |
| 4 in       | \$30,990  |
| 6 in       | \$61,983  |
| 8 in       | \$99,172  |
| 10 in      | \$142,485 |
| 12 in      | \$266,385 |
| 16 in      | \$464,625 |

- B. The capacity charge shall be adjusted on July 1st of each subsequent year by the annual change in the 20 City Average Construction Cost Index (CCI) published by ENR Magazine.
- C. Customers subject to payment of the water capacity charge shall receive a prior use credit equal to the equivalent charge for the prior usage without regard to any time limit for such credit.

Capacity Charges

- D. Customers subject to payment of the water capacity charge shall pay 100% of the charge prior to issuance of the applicable building permit. Any plan changes will result in a revised capacity charge payment.
- E. Assessment of the applicable capacity charge will be based on the date that the General Manager receives the final permit application and building plans.
- F. If full payment of all fees and charges is not received in accordance with the General Manager's payment requirements, the new or additional water services will not be authorized.

Section 5: Wastewater Capacity Charge

- A. Any customer requesting a new connection to the Sewerage System, or requiring additional collection or treatment capacity as a result of any addition, improvement, modification or change in use of an existing connection to the Sewerage System, shall pay a capacity charge for the new or additional capacity required to serve the customer. The capacity charge may not be sold, traded or conveyed in a manner to another site or customer. The capacity charge does not convey or imply ownership in or of any facilities of the Wastewater System. Customers subject to payment of wastewater capacity charges after July 1, 2014, shall pay the charges in accordance with the following tables:

FYE 2015 Wastewater Capacity Charge Schedule

| Meter Size | SIC 2       | SIC 3       | SIC 4       | SIC 5       | SIC 6       |
|------------|-------------|-------------|-------------|-------------|-------------|
| 5/8 in     | \$3,337     | \$4,078     | \$4,218     | \$4,066     | \$3,630     |
| 3/4 in     | \$5,006     | \$6,117     | \$6,327     | \$6,099     | \$5,445     |
| 1 in       | \$8,343     | \$10,195    | \$10,545    | \$10,165    | \$9,075     |
| 1-1/2 in   | \$16,685    | \$20,390    | \$21,090    | \$20,330    | \$18,150    |
| 2 in       | \$26,696    | \$32,624    | \$33,744    | \$32,528    | \$29,040    |
| 3 in       | \$50,055    | \$61,170    | \$63,270    | \$60,990    | \$54,450    |
| 4 in       | \$83,425    | \$101,950   | \$105,450   | \$101,650   | \$90,750    |
| 6 in       | \$166,850   | \$203,900   | \$210,900   | \$203,300   | \$181,500   |
| 8 in       | \$266,960   | \$326,240   | \$337,440   | \$325,280   | \$290,400   |
| 10 in      | \$383,755   | \$468,970   | \$485,070   | \$467,590   | \$417,450   |
| 12 in      | \$717,455   | \$876,770   | \$906,870   | \$874,190   | \$780,450   |
| 16 in      | \$1,251,375 | \$1,529,250 | \$1,581,750 | \$1,524,750 | \$1,361,250 |

Capacity Charges



| Meter Size | SIC 7       | SIC 8       | SIC 9       | SIC 10      | SIC 11      |
|------------|-------------|-------------|-------------|-------------|-------------|
| 5/8 in     | \$4,752     | \$4,974     | \$5,221     | \$4,934     | \$10,610    |
| 3/4 in     | \$7,128     | \$7,461     | \$7,832     | \$7,401     | \$15,915    |
| 1 in       | \$11,880    | \$12,435    | \$13,053    | \$12,335    | \$26,525    |
| 1-1/2 in   | \$23,760    | \$24,870    | \$26,105    | \$24,670    | \$53,050    |
| 2 in       | \$38,016    | \$39,792    | \$41,768    | \$39,472    | \$84,880    |
| 3 in       | \$71,280    | \$74,610    | \$78,315    | \$74,010    | \$159,150   |
| 4 in       | \$118,800   | \$124,350   | \$130,525   | \$123,350   | \$265,250   |
| 6 in       | \$237,600   | \$248,700   | \$261,050   | \$246,700   | \$530,500   |
| 8 in       | \$380,160   | \$397,920   | \$417,680   | \$394,720   | \$848,800   |
| 10 in      | \$546,480   | \$572,010   | \$600,415   | \$567,410   | \$1,220,150 |
| 12 in      | \$1,021,680 | \$1,069,410 | \$1,122,515 | \$1,060,810 | \$2,281,150 |
| 16 in      | \$1,782,000 | \$1,865,250 | \$1,957,875 | \$1,850,250 | \$3,978,750 |

- B. The capacity charge shall be adjusted on July 1st of each subsequent year by the annual change in the 20 City Average Construction Cost Index (CCI) published by ENR Magazine.
- C. Customers subject to payment of the wastewater capacity charge shall receive a prior use credit equal to the equivalent charge for the prior usage without regard to any time limit for such credit.
- D. Customers subject to payment of the wastewater capacity charge shall pay 100% of the charge prior to issuance of the applicable building permit. Any plan changes will result in a revised capacity charge payment.
- E. Assessment of the applicable capacity charge will be based on the date that the General Manager receives the final permit application and building plans.
- F. If full payment of all fees and charges is not received in accordance with the General Manager's payment requirements, the new or additional wastewater services will not be authorized.

Capacity Charges

Water Service Connection & Miscellaneous Fees

SCHEDULE W-40: Meter Resizing

Applicable to all water customers for meter resizing made at the customer's request except when such resizing is required to maintain service pressure or meet flow requirements:

| CHARGE TYPE                                                                                        | FYE 2015<br>Effective<br>7/1/14 |
|----------------------------------------------------------------------------------------------------|---------------------------------|
| Decrease from existing 2" and smaller service pipes                                                | \$1,500                         |
| Increase from 2" copper service, to 1 1/2" or 2" meter                                             | \$1,500                         |
| Increase from 3/4" copper service and existing 5/8" or 3/4" meter, to or 3/4" to 1" meter          | \$1,500                         |
| Increase from 1" copper or plastic service and existing 5/8" or 3/4" meter, to or 3/4" to 1" meter | \$1,500                         |
| Reset on meter with existing 2" or smaller copper or plastic service                               | \$1,140                         |

The Customer Service Bureau shall investigate a request for meter resizing and determine whether a meter size change is warranted based on the current fixture count for the property being served, and that the service will deliver adequate flow to support the meter size required.

All requests for meter decrease for services 3" and larger will be transmitted to the City Distribution Division for an estimate of the costs of resizing the meter. The estimate will be either for the cost to resize the metering device or for the installation of a new service based on the age, location, and meter configuration of the existing service.

For meter resizing not covered in the above or when, as determined by the General Manager, any unusual conditions may result in costs more than 15% greater than the scheduled costs, the General Manager may require payment on the basis of actual costs.

SCHEDULE W-41: Service Installations

Applicable to all water customers for service installations made at the customer's request:

Water Installation Service Charges For Single Services

| Size      | TYPE                 | FYE 2015<br>Effective 7/ 1/ 14 |
|-----------|----------------------|--------------------------------|
| 1 in      | Standard Service     | \$8,850                        |
| 1 -1/2 in | Standard Service     | \$12,440                       |
| 2 in      | Standard Service     | \$12,440                       |
| 3 in      | Standard Service     | \$35,570                       |
| 4 in      | Standard Service     | \$35,570                       |
| 6 in      | Standard Service     | \$41,760                       |
| 8 in      | Standard Service     | \$47,870                       |
| 1 -1/2 in | Fire Service         | \$11,840                       |
| 2 in      | Fire Service         | \$11,840                       |
| 4 in      | Fire Service         | \$23,380                       |
| 6 in      | Fire Service         | \$27,690                       |
| 8 in      | Fire Service         | \$31,760                       |
| 1 in      | Combination Service  | \$8,850                        |
| 1 -1/2 in | Combination Service  | \$12,440                       |
| 2 in      | Combination Service  | \$12,440                       |
| 1 in      | Non-Standard Service | \$8,850                        |
| 1 -1/2 in | Non-Standard Service | \$12,440                       |
| 2 in      | Non-Standard Service | \$12,440                       |

Water Service Connection & Misc. Fees

SCHEDULE W-41: Service Installations (Continued)

Applicable to all water customers for service installations made at the customer's request:

Water Installation Service Charges For Multiple Services

| Size      | TYPE                 | FYE 2015<br>Effective 7/1/14 |           |
|-----------|----------------------|------------------------------|-----------|
|           |                      | Primary                      | Secondary |
| 1 in      | Standard Service     | \$7,240                      | \$3,530   |
| 1 -1/2 in | Standard Service     | \$8,650                      | \$4,730   |
| 2 in      | Standard Service     | \$8,650                      | \$4,730   |
| 3 in      | Standard Service     | \$36,960                     | \$30,280  |
| 4 in      | Standard Service     | \$36,960                     | \$30,280  |
| 6 in      | Standard Service     | \$43,570                     | \$36,960  |
| 8 in      | Standard Service     | \$50,000                     | \$42,990  |
| 1 -1/2 in | Fire Service         | \$9,650                      | \$5,720   |
| 2 in      | Fire Service         | \$9,650                      | \$5,720   |
| 4 in      | Fire Service         | \$23,940                     | \$17,440  |
| 6 in      | Fire Service         | \$28,500                     | \$21,990  |
| 8 in      | Fire Service         | \$32,900                     | \$26,370  |
| 1 in      | Combination Service  | \$7,240                      | \$3,530   |
| 1 -1/2 in | Combination Service  | \$8,650                      | \$4,730   |
| 2 in      | Combination Service  | \$8,650                      | \$4,730   |
| 1 in      | Non-Standard Service | \$7,240                      | \$3,530   |
| 1 -1/2 in | Non-Standard Service | \$8,650                      | \$4,730   |
| 2 in      | Non-Standard Service | \$8,650                      | \$4,730   |

The charge for setting each additional meter on an existing or new service for residential and small commercial use and the charge for resetting a meter on an existing usable service shall be established in the same manner as above.

For installations not covered in the above or when, in the opinion of the General Manager, any unusual conditions may result in costs more than 15% greater than the scheduled costs, the General Manager may require payment on the basis of actual costs.

All pipes, valves, fittings, equipment, materials, meters, any other facilities, up to and including the outlet equipment, shall remain the property of the Water Enterprise, and no part of the cost will be refunded.

Water Service Connection & Misc. Fees

SCHEDULE W-42: Meter and Service Relocations

Applicable to all water customers for meter and service relocations made at the customer's request. The City Distribution Division shall establish the new location of the meter:

| CHARGE TYPE                                                                      | FYE 2015<br>Effective<br>7/ 1/ 14 |
|----------------------------------------------------------------------------------|-----------------------------------|
| Relocation of meter no more than 2 feet on existing 2" copper service            | \$3,460                           |
| Relocation of meter no more than 2 feet on existing 1" copper or plastic service | \$2,100                           |

If the General Manager determines that the relocation of an active meter and/ or service connection is required because of the operations of the Water Enterprise or because of modifications to a street or right-of-way by a public agency, the relocation will be done without cost to the customer.

If the meter or service to be relocated is not active, the General Manager may elect to sever the service connection and remove the meter without relocating it. If the customer requests the relocation or removal for any purpose and such request is approved by the General Manager, the customer shall pay the greater of the standard charge as described above or the actual cost incurred by the Water Enterprise.

For relocations not covered in the above, or when the General Manager determines that unusual conditions may result in costs more than 15% greater than the scheduled costs, the General Manager may require payment of the actual costs of the relocation.

SCHEDULE W-43: Flow Restricting Installations

Applicable to all water customers:

Violation of any water use restrictions by any customer may, after one written warning and in accordance with all applicable laws and legal restrictions, result in the installation of a flow restrictor device on the customer service line. The charge to install and remove the restricting device shall be as follows:

| CHARGE TYPE                                                                                                                                                          | FYE 2015<br>Effective 7/ 1/ 14             |
|----------------------------------------------------------------------------------------------------------------------------------------------------------------------|--------------------------------------------|
| 5/8 in - 1 in                                                                                                                                                        | \$245.00                                   |
| 1 1/2 in - 2 in                                                                                                                                                      | \$344.00                                   |
| 3 in or larger                                                                                                                                                       | Actual cost for customization <sup>1</sup> |
| <sup>1</sup> Flow Restricting Installations for meters 3" and larger are charged actual cost including materials, labor, equipment, and applicable overhead charges. |                                            |

Continued violation of any water use restrictions may result in the discontinuance of water service by the Enterprise and a charge of \$50.00 shall be paid prior to reactivating the service.

#### SCHEDULE W-44: Service Fees

Except as noted, the following service fees are applicable to all water customers except wholesale customers.

##### LATE PAYMENT PENALTY

Any charge or fee not paid within 30 days shall be subject to a late payment penalty equal to one-half of one percent (1/2%) for each 30 days or fraction thereof on the amount owed. This late payment penalty shall also apply to wholesale customers.

##### RETURN CHECK CHARGE \$96.00

A return check charge shall be applied to any account whose check payment is returned due to insufficient funds, closed accounts or any other reason why the customer's bank did not honor the check. This charge will be made for every such occurrence.

##### NEW ACCOUNT CHARGE \$57.00

Any customer establishing a new account for water service shall be assessed a one-time fee to cover administrative costs. In addition, such customer may be required to make a refundable security deposit equal to the greater of two months estimated water charges or \$57.00. The deposit is refundable after twelve months of satisfactory payment history or termination of service and settlement of the final bill, whichever occurs first.

##### 48-HOUR NOTICE \$50.00

Prior to shutting-off water service for non-payment, the General Manager posts notice on the customer's premises. A charge of \$50.00 will be added to the amount owed for water service to cover the cost of this notice.

##### SERVICE SHUT-OFF \$50.00

A shut-off of water service during normal business hours (eight a.m. to four-thirty p.m. daily except Saturday, Sunday and holidays) will be assessed a service charge of \$50.00. A shut-off or turn-on at times other than normal business hours will be assessed a charge of \$55.00.

##### SERVICE TURN-ON \$50.00

A service turn-on during normal business hours (eight a.m. to four-thirty p.m. daily except Saturday, Sunday and holidays) will be assessed a service charge of \$50.00. A shut-off or turn-on at times other than normal business hours will be assessed a charge of \$55.00.

LOCK CHARGE \$14.00

Any customer whose service is shut-off for non-payment may also be charged for the cost of a meter lock installed in accordance with the Water Enterprise regulations.

METER TEST

Any customer who requests to test the accuracy of their water meter will be assessed \$100 for the first test and a \$325 charge for any subsequent test within a 24-month period. If the meter is found to register more than the limit of error specified in the "Rules and Regulations Governing Water Service to Customers," the testing fee will be returned.

LIEN FEE

Any account with an outstanding balance of greater than \$50.00 and which is delinquent by more than one billing cycle may be recorded as a lien against the property. Any account recorded as a lien against the property will be assessed a lien fee as provided in the Administrative Code of the City and County of San Francisco.

BUILDERS & CONTRACTORS CONNECTION FEE \$113.00

Builder and Contractor customers that connect to the system will be assessed a Builders and Contractors connection charge of \$113 to cover the administrative costs for connecting a meter.

DOCKS & SHIPPING CONNECTION FEE \$231.00

Docks and Shipping customers that connect to the system will be assessed a Docks & Shipping connection charge to cover the administrative costs for setting up a billing account and field work to provide connecting equipment.

METER RENTAL DEPOSIT

Builder and Contractor customers that connect to the system, in addition to payment of a Builders and Contractors connection fee, shall also pay a meter deposit of \$800 for a 1" meter and \$2,700 for a 3" meter. This deposit is refundable when the account is closed.

NO-REPORTING PENALTY FEE

Builder and Contractor customers that do not bring the rented meter in for reading and testing according to the meter reading schedule, will be assessed a penalty fee equivalent to 25 units (Ccf) of water at the effective W-5 water rate per every delinquent month.

MANUAL METER-READING FEE \$5.00

Any customer who has opted out of automatic meter reads will be assessed a manual meter-reading charge of \$5.00 per month to cover the cost of manual meter reading.



FOR SCHEDULES W-40 THROUGH W-44:

The General Manager may each year adjust the fees and charges in schedules W-40 through W-44, without further action by the Commission, to reflect changes in the relevant Consumer Price Index. The price index adjustment shall not cause the charges to exceed the department's cost of providing the service.

## POWER RATES SCHEDULES

### SCHEDULE R-1: Residential Service

Applicable to Residential Customers served through a separate meter or bank of meters:

**Territory:**

This schedule is available within the boundaries of the City and County of San Francisco in areas for which the San Francisco Public Utilities Commission's Power Enterprise is the primary electricity provider.

**Rates:**

Total bundled service charges are calculated using the total rates shown below on a monthly basis, plus any applicable taxes.

First: A monthly service charge per account.

|             |        |
|-------------|--------|
| Per Account | \$2.91 |
|-------------|--------|

Second: A charge for all electricity delivered during the Winter Season based on monthly meter readings.

|                       |                |
|-----------------------|----------------|
| For the first 278 kWh | \$0.11451/ kWh |
| For the next 83 kWh   | \$0.13018/ kWh |
| All additional kWh    | \$0.26649/ kWh |

Or Second: A charge for all electricity delivered during the Summer Season based on monthly meter readings.

|                       |                |
|-----------------------|----------------|
| For the first 229 kWh | \$0.11451/ kWh |
| For the next 68 kWh   | \$0.13018/ kWh |
| All additional kWh    | \$0.26649/ kWh |

### SCHEDULE A: Annual Adjustment (applicable to schedules R-1 and R-2)

Effective July 1, 2012 and each successive July 1, the rates shall be adjusted by the lesser of the annual percentage in the Consumer Price Index (CPI) for All Urban Consumers for San Francisco-Oakland-San Jose published by the U.S. Bureau of Labor Statistics (for 12 months ending December 31 in the calendar year preceding the year during which the rates will be effective) or the change in the Schedule E-1 rate by Pacific Gas and Electric for residential service as of January 1 in the year for which the rates will be effective compared to the Schedule E-1 rate as of January 1 in the prior year. In no case, however, will a reduction in CPI or in the rate charged by PG&E cause the rates charged by the SFPUC to be reduced.

SCHEDULE R-2: Low-income Residential Service

Applicable to Residential Customers served through a separate meter or bank of meters where the Residential Customer qualifies for the SFPUC Low-Income Residential Service for Water and Wastewater Low-Income Discount Programs:

Territory:

This schedule is available within the boundaries of the City and County of San Francisco in areas for which the San Francisco Public Utilities Commission's Power Enterprise is the primary electricity provider.

Rates:

Total bundled service charges are calculated using the total rates shown below on monthly basis, plus any applicable taxes.

First: A monthly service charge per account.

|             |        |
|-------------|--------|
| Per Account | \$2.91 |
|-------------|--------|

Second: A charge for all electricity delivered during the Winter Season based on monthly meter readings.

|                       |                |
|-----------------------|----------------|
| For the first 278 kWh | \$0.08015/ kWh |
| For the next 83 kWh   | \$0.09112/ kWh |
| All additional kWh    | \$0.18655/ kWh |

Or Second: A charge for all electricity delivered during the Summer Season based on monthly meter readings.

|                       |                |
|-----------------------|----------------|
| For the first 229 kWh | \$0.08015/ kWh |
| For the next 68 kWh   | \$0.09112/ kWh |
| All additional kWh    | \$0.18655/ kWh |

Special Conditions: (applicable to schedules R-1 and R-2)

1. Seasonal Changes. The winter season is November 1 through April 30. The summer season is May 1 through October 31.
2. Standard Medical Quantities. Additional medical quantities are provided as in Schedule R-M.
3. Additional Meters. If a residential dwelling unit is served by more than one electric meter, the usage of all meters shall be combined for calculating the electric use in each block of the rate. No additional use will be allowed in the first and second blocks of the rate as a result of multiple meters.

4. Standard Service Facilities. Except for metering equipment, which shall be supplied by the SFPUC, the customer is responsible for installing, owning, operating and maintaining all facilities required to receive service at the point of delivery.
5. Special Facilities. If the customer requests the SFPUC install, own, operate or maintain any facilities other than the Standard Service Facilities, the customer will reimburse the SFPUC for all its costs associated with such Special Facilities.
6. Contracts. Customers who use service for only part of the year may be required to execute a contract for service. After the initial term, the contract shall continue for successive term of one year until cancelled by either the Customer or the SFPUC upon thirty days written notice.

#### SCHEDULE R-M: Medical Necessity Assistance Program

##### General:

Available to residential customers served by the SFPUC Power Enterprise. Under the Medical Necessity Assistance Program, the number of kilowatt-hours (kWh) of electricity billed in the initial step of the residential customer's applicable rate may be increased. To qualify for this program, the residential customer must have a full-time resident in the customer's home who has a medical disability. The Medical Necessity Use Allowance for eligible residential customers in each step of the applicable rate will be increased by seventy-five percent.

##### Eligibility:

To qualify for the Medical Necessity Assistance Program, a customer must submit an application and certify in writing that a full-time resident in the customer's home is:

1. Dependent on electrically powered life-support device(s) plugged into the home electric system such as an aerosol tent, pressure pad, apnea monitor, pressure pump, compressor, respirator (all types), electronic nerve stimulator, suction machine, ultrasound nebulizer, electrostatic nebulizer, inhalation pulmonary pressure breather machine (IPPB) iron lung, dialysis machine, hemodialysis machine, motorized wheelchair, or oxygen generator to sustain the life of the patient/ person or to prevent deterioration of the patient/ person's medical condition; or

2. A paraplegic, hemiplegic, or quadriplegic, multiple sclerosis patient, neuromuscular patient, scleroderma patient, or person with a compromised immune system being treated for a life-threatening illness that requires special electrically powered heating and/ or cooling to sustain the life of the patient/ person or to prevent deterioration of the patient/ person's medical condition.

Application for the Medical Necessity Assistance Program must include certification by a physician and surgeon licensed in the State of California, or by a person licensed by the State of California in accordance with the Osteopathic Initiative Act, that the person named in the application qualifies for the Medical Necessity Assistance Program.

**Recertification:**

Unless a permanent disability is demonstrated, application for the Medical Necessity Assistance Program must be submitted annually, in accordance with the rules and procedures provided by the General Manager of the SFPUC.

**SCHEDULE C-1: Commercial Service**

Applicable to commercial, industrial and other general non-residential customers with demands of less than 200 kW served through a separate meter or bank of meters:

**Territory:**

This schedule is available within the boundaries of the City and County of San Francisco in areas for which the San Francisco Public Utilities Commission's Power Enterprise is the primary electricity provider.

**Rates:**

Total bundled service charges are calculated using the total rates shown below on a monthly basis, plus any applicable taxes.

First: A monthly service charge per account for single phase or poly-phase service.

|                                     |         |
|-------------------------------------|---------|
| Per Account w/ Single Phase Service | \$14.47 |
| Per Account w/ Poly-Phase Service   | \$21.73 |

Second: A charge for all electricity delivered based on monthly meter readings.

|             | Winter Season | Summer Season |
|-------------|---------------|---------------|
| For all kWh | \$0.14049/kWh | \$0.1963/kWh  |

Special Conditions:

1. Seasonal Changes. The winter season is November 1 through April 30. The summer season is May 1 through October 31.
2. Standard Service Facilities. Except for metering equipment, which shall be supplied by the SFPUC, the customer is responsible for installing, owning, operating and maintaining all facilities required to receive service at the point of delivery.
3. Special Facilities. If the customer requests the SFPUC install, own, operate or maintain any facilities other than the Standard Service Facilities, the customer will reimburse the SFPUC for all its costs associated with such Special Facilities.
4. Contracts. Customers who use service for only part of the year may be required to execute a contract for service. After the initial term, the contract shall continue for successive term of one year until cancelled by either the Customer or the SFPUC upon thirty days written notice.

SCHEDULE A: Annual Adjustment (applicable to schedule C-1)

Effective July 1, 2012 and each successive July 1, the rates shall be adjusted by the lesser of the annual percentage in the Consumer Price Index (CPI) for All Urban Consumers for San Francisco-Oakland-San Jose published by the U.S. Bureau of Labor Statistics (for 12 months ending December 31 in the calendar year preceding the year during which the rates will be effective) or the change in the Schedule A-1 rate by PacifiC Gas and Electric for residential service as of January 1 in the year for which the rates will be effective compared to the Schedule A-1 rate as of January 1 in the prior year. In no case, however, will a reduction in CPI or in the rate charged by PG&E cause the rates charged by the SFPUC to be reduced.

**SCHEDULE M-1: Miscellaneous Charges**

Applicable to residential and non-residential customers as appropriate:

Territory:

This schedule is available within the boundaries of the City and County of San Francisco in areas for which the San Francisco Public Utilities Commission's Power Enterprise is the primary electricity provider.

|                                      |                                                                                                              |
|--------------------------------------|--------------------------------------------------------------------------------------------------------------|
| Late Payment Penalty                 | \$3.00                                                                                                       |
| Return Check Charge                  | \$87.00 per occurrence                                                                                       |
| New Account Charge Deposit           | Deposit equivalent to 2 months charges; General Manager may waive this charge upon satisfactory credit check |
| Service Restoration after Disconnect | \$37.00                                                                                                      |
| Lien Fee                             | Set by Administrative Code                                                                                   |

Charges:

1. Disconnect Notice Charge - \$5.00
2. Document Reproduction Charge - \$0.10 per page
3. Temporary Service Installation and Removal Fee - \$270.00
4. Field Action Charge (Meter Disconnection and Reconnection) - \$45.00
5. Pole or Underground Disconnections (Requiring a line crew) - \$125.00
6. After Hours Restoration Charge (10:00pm-8:00am M-F, weekends and holidays) - \$90.00
7. Lost, Stolen or Damaged Equipment Charge – Lost, stolen or damaged SFPUC equipment will be charged to the customer at the SFPUC's actual cost, including labor, materials, overhead, etc.
8. Customer-requested Electric Service Charges (minimum \$40.00)

Effective July 1, 2012 and each successive July, the miscellaneous charges shall be adjusted based on the annual percentage change in the Consumer Price Index for all Urban Consumers in San Francisco-Oakland-San Jose published by U.S. Bureau of Labor Statistics for the twelve months ending December 31 in the calendar year preceding the year in which charges will be effective, with a base index as of June 30, 2009.

Any customer request for field visits outside normal operating hours, trouble-shooting problems not caused by the SFPUC equipment or service, meter testing or repairs, or any other customer-requested service not covered elsewhere in the Schedule of Charges will be billed to the customer at the SFPUC's actual cost, at the discretion of the General Manager. Such charges may include, but are not limited to labor, materials, vehicles, administrative overhead, etc.

**SCHEDULE M-2: Municipal Power Service Rates**

This schedule of rates, fees and charges is applicable for electric service from the SFPUC Power Enterprise to those City and County of San Francisco municipal departments and other public agencies receiving electric service at fixed rates, as initially established in SFPUC Resolution 89-0355 and amended thereafter by the SFPUC, depending upon the charge per kWh in effect for FY 2013-14, and increasing as shown through FY 2015-16.

A charge for all electricity delivered based on meter readings (or equivalent) on or after July 1 as follows:

| <b>Municipal Power Service Rates - Schedule M2</b>                                                   | <b>FYE 2015 Average Rates</b> | <b>FYE 2016 Average Rates</b> |
|------------------------------------------------------------------------------------------------------|-------------------------------|-------------------------------|
| <b>GUSE</b> – rate is applicable to all General Fund Department activities and other public agencies | <b>5.75¢/kWh</b>              | <b>6.75¢/kWh</b>              |
| <b>GUSE 2</b> – rate is applicable to Municipal Libraries                                            | <b>9.13¢/kWh</b>              | <b>10.13¢/kWh</b>             |
| <b>GUSE 3</b> – rate is applicable to the Moscone Convention Center facilities                       | <b>7.70¢/kWh</b>              | <b>8.70¢/kWh</b>              |
| <b>GUSE 4</b> – rate is applicable to San Francisco General Hospital                                 | <b>2.70¢/kWh</b>              | <b>3.70¢/kWh</b>              |
| <b>GUSE 5</b> – – rate is applicable to Laguna Honda Hospital                                        | <b>3.49¢/kWh</b>              | <b>4.49¢/kWh</b>              |
| <b>GUSE 6</b> – rate is applicable to Public Buildings and San Francisco City Street Lights          | <b>2.00¢/kWh</b>              | <b>3.00¢/kWh</b>              |

Power Rates Schedules R-1, R-2, C-1 and M-1:

These rates apply to FY 2014-15. The rates for FY2015-16 are currently being updated. Visit the SFPUC website for the current rate. <http://sfwater.org/index.aspx?page=2>



Budget Form 2B: Schedule of Licenses, Permits, Fines & Service Charges  
 DEPARTMENT: RECREATION AND PARK DEPARTMENT (REC)

|                                                                          |      |
|--------------------------------------------------------------------------|------|
| Inflation Factor for FY 2015-16 Fee Auto Increase as per Code Section ** | 2.7% |
| Inflation Factor for FY 2016-17 Fee Auto Increase as per Code Section ** | 2.8% |

MODIFIED AND NEW FEES

| Item | Status | Description                                                                | Code                     | Unit Basis (e.g., per sq. ft./) | FY 2014-15 |               |  | Fiscal Year 2015-16 |             |                    | Fiscal Year 2016-17 |             |                    | Fiscal Year of Last Increase | Fee Prior to Last Increase |
|------|--------|----------------------------------------------------------------------------|--------------------------|---------------------------------|------------|---------------|--|---------------------|-------------|--------------------|---------------------|-------------|--------------------|------------------------------|----------------------------|
|      |        |                                                                            |                          |                                 | Fee        | Cost Recovery |  | Fee                 | Rounded Fee | Estimated Recovery | Fee                 | Rounded Fee | Estimated Recovery |                              |                            |
|      |        | NOTE: The following is a codification of current fees not in the park code |                          |                                 |            |               |  |                     |             |                    |                     |             |                    |                              |                            |
| 1    | M      | Tennis Fees                                                                | Commission prior to 1996 | Court Use/ Lesson               |            |               |  |                     |             |                    |                     |             |                    | Unknown                      | Unknown                    |
|      |        | Adult - Walk On, Weekday                                                   |                          |                                 | \$4.00     |               |  | \$4.00              | \$4.00      |                    | \$4.00              | \$4.00      |                    |                              |                            |
|      |        | Adult - Walk On, Evening & Weekend                                         |                          |                                 | \$5.00     |               |  | \$5.00              | \$5.00      |                    | \$5.00              | \$5.00      |                    |                              |                            |
|      |        | Adult - Reserved Court                                                     |                          |                                 | \$6.00     |               |  | \$6.00              | \$6.00      |                    | \$6.00              | \$6.00      |                    |                              |                            |
|      |        | Senior - Walk On, Weekday                                                  |                          |                                 | \$2.00     |               |  | \$2.00              | \$2.00      |                    | \$2.00              | \$2.00      |                    |                              |                            |
|      |        | Senior - Walk On, Evening & Weekend                                        |                          |                                 | \$2.00     |               |  | \$2.00              | \$2.00      |                    | \$2.00              | \$2.00      |                    |                              |                            |
|      |        | Senior - Reserved Court                                                    |                          |                                 | \$2.00     |               |  | \$2.00              | \$2.00      |                    | \$2.00              | \$2.00      |                    |                              |                            |
|      |        | Youth - Walk on, Weekday                                                   |                          |                                 | \$2.00     |               |  | \$2.00              | \$2.00      |                    | \$2.00              | \$2.00      |                    |                              |                            |
|      |        | Youth - Walk on, Evening & Weekend                                         |                          |                                 | \$2.00     |               |  | \$2.00              | \$2.00      |                    | \$2.00              | \$2.00      |                    |                              |                            |
|      |        | Youth - Reserved Court                                                     |                          |                                 | \$2.00     |               |  | \$2.00              | \$2.00      |                    | \$2.00              | \$2.00      |                    |                              |                            |
|      |        | Tournament/League Play - Weekday 90 min                                    |                          |                                 | \$15.00    |               |  | \$15.00             | \$15.00     |                    | \$15.00             | \$15.00     |                    |                              |                            |
|      |        | Tournament/League Play - Weekday Eve 90min                                 |                          |                                 | \$15.00    |               |  | \$15.00             | \$15.00     |                    | \$15.00             | \$15.00     |                    |                              |                            |
|      |        | Tournament/League Play - Weekend 90 min                                    |                          |                                 | \$15.00    |               |  | \$15.00             | \$15.00     |                    | \$15.00             | \$15.00     |                    |                              |                            |

CONTINUING FEES

| PROGRAM - GOLDEN GATE PARK |        |                                               |            | FY 2014-15                      |          |               | Fiscal Year 2015-16 |             |                    | Fiscal Year 2016-17 |             |                    | Fiscal Year of Last Increase | Fee Prior to Last Increase |
|----------------------------|--------|-----------------------------------------------|------------|---------------------------------|----------|---------------|---------------------|-------------|--------------------|---------------------|-------------|--------------------|------------------------------|----------------------------|
| Item                       | Status | Description                                   | Code       | Unit Basis (e.g., per sq. ft./) | Fee      | Cost Recovery | Fee                 | Rounded Fee | Estimated Recovery | Fee                 | Rounded Fee | Estimated Recovery |                              |                            |
| 1                          | C      | Carousel Admission                            | Sec 12.09  | Admissions                      |          | > 100%        |                     |             | > 100%             |                     |             | > 100%             | 5/30/03                      | 6/7/00                     |
|                            |        | Children 5 & under free accompanied by adult  |            |                                 | Free     |               | Free                | Free        |                    | Free                | Free        |                    | \$0.00                       | \$0.00                     |
|                            |        | Children 12 and under                         |            |                                 | \$0.58   |               | \$0.60              | \$1.00      |                    | \$0.62              | \$1.00      |                    | \$0.50                       | \$0.25                     |
|                            |        | Adults                                        |            |                                 | \$1.75   |               | \$1.80              | \$2.00      |                    | \$1.85              | \$2.00      |                    | \$1.50                       | \$1.00                     |
| 2                          | C      | Botanical Garden                              | Sec 12.46d | Admissions                      |          | < 100%        |                     |             | < 100%             |                     |             | < 100%             | 05/20/11                     | 07/01/10                   |
|                            |        | Adults                                        |            |                                 | \$7.67   |               | \$7.87              | \$8.00      |                    | \$8.09              | \$8.00      |                    |                              |                            |
|                            |        | Youth/Seniors                                 |            |                                 | \$5.48   |               | \$5.62              | \$6.00      |                    | \$5.78              | \$6.00      |                    |                              |                            |
|                            |        | Child                                         |            |                                 | \$2.19   |               | \$2.25              | \$2.00      |                    | \$2.31              | \$2.00      |                    |                              |                            |
|                            |        | Family                                        |            |                                 | \$16.44  |               | \$16.87             | \$17.00     |                    | \$17.34             | \$17.00     |                    |                              |                            |
| 3                          | C      | Japanese Tea Garden                           | Sec 12.05a | Admissions                      |          | > 100%        |                     |             | > 100%             |                     |             | > 100%             | 7/15/09                      | 7/30/08                    |
|                            |        | Adult - SF resident                           |            |                                 | \$5.62   |               | \$5.77              | \$6.00      |                    | \$5.93              | \$6.00      |                    | \$4.00                       | \$3.50                     |
|                            |        | Senior - SF resident                          |            |                                 | \$3.37   |               | \$3.46              | \$3.00      |                    | \$3.56              | \$4.00      |                    | \$1.50                       | \$1.25                     |
|                            |        | Children, 3-11 years, - SF resident           |            |                                 | \$2.25   |               | \$2.31              | \$2.00      |                    | \$2.37              | \$2.00      |                    | \$1.50                       | \$1.25                     |
|                            |        | Youth, 12-17 years, - SF resident             |            |                                 | \$3.37   |               | \$3.46              | \$3.00      |                    | \$3.56              | \$4.00      |                    |                              |                            |
|                            |        | Senior - Non Resident                         |            |                                 | \$5.62   |               | \$5.77              | \$6.00      |                    | \$5.93              | \$6.00      |                    |                              |                            |
|                            |        | Adult - Non Resident                          |            |                                 | \$7.87   |               | \$8.08              | \$8.00      |                    | \$8.30              | \$8.00      |                    |                              |                            |
|                            |        | Youth - Non Resident                          |            |                                 | \$5.62   |               | \$5.77              | \$6.00      |                    | \$5.93              | \$6.00      |                    |                              |                            |
|                            |        | Child - Non Resident                          |            |                                 | \$2.25   |               | \$2.31              | \$2.00      |                    | \$2.37              | \$2.00      |                    | \$1.00                       |                            |
|                            |        | Wedding - Reservation fee, plus hourly rate   |            |                                 | \$337.36 |               | \$346.36            | \$346.00    |                    | \$355.89            | \$356.00    |                    |                              |                            |
|                            |        | Wedding - hourly rate, plus reservation fee   |            |                                 | \$112.45 |               | \$115.45            | \$115.00    |                    | \$118.63            | \$119.00    |                    |                              |                            |
|                            |        | Commission to designate 3 free hours per week |            |                                 |          |               |                     |             |                    |                     |             |                    |                              |                            |

|   |   |                                                            |            |                      |                   |                   |                   |                   |                   |          |          |
|---|---|------------------------------------------------------------|------------|----------------------|-------------------|-------------------|-------------------|-------------------|-------------------|----------|----------|
| 4 | C | Tennis Pro Lesson                                          | Sec 12.41b | Court Use/<br>Lesson | < 100%            |                   | < 100%            |                   | < 100%            | 7/21/06  | Unknown  |
|   |   | 60 Min Individual/Private - Tier 1 instructor              |            |                      | \$73.86           | \$75.83           | \$76.00           | \$77.91           | \$78.00           | \$50.00  |          |
|   |   | 30 Min Individual/Private - Tier 1 instructor              |            |                      | \$42.06           | \$43.18           | \$43.00           | \$44.37           | \$44.00           | \$30.00  |          |
|   |   | 60 Min 2 person - Tier 1 instructor, fee is per person     |            |                      | \$36.93           | \$37.91           | \$38.00           | \$38.96           | \$39.00           | \$30.00  |          |
|   |   | 60 Min Group Adult - Tier 1 instructor, fee is per person  |            |                      | \$22.57           | \$23.17           | \$23.00           | \$23.81           | \$24.00           | \$20.00  |          |
|   |   | 60 Min Group Junior - Tier 1 instructor, fee is per person |            |                      | \$18.46           | \$18.96           | \$19.00           | \$19.48           | \$19.00           | \$16.00  |          |
|   |   | 30 Min Individual/Private - Tier 2 instructor              |            |                      | \$36.93           | \$37.91           | \$38.00           | \$38.96           | \$39.00           |          |          |
|   |   | 60 Min Individual/Private - Tier 2 instructor              |            |                      | \$67.70           | \$69.51           | \$70.00           | \$71.42           | \$71.00           |          |          |
|   |   | Cancellation Fee (less than 24 hrs)                        |            |                      | 25% of lesson fee | 25% of lesson fee | 25% of lesson fee | 25% of lesson fee | 25% of lesson fee |          |          |
| 5 | C | Kezar Parking                                              | Sec 12.08a | Time at lot          | > 100%            |                   | > 100%            |                   | > 100%            | 3/10/11  | 07/15/09 |
|   |   | 0-1 hour                                                   |            |                      | \$2.81            | \$2.89            | \$3.00            | \$2.97            | \$3.00            | \$1.50   | \$1.25   |
|   |   | 1-2 hours                                                  |            |                      | \$5.62            | \$5.77            | \$6.00            | \$5.93            | \$6.00            | \$3.00   | \$2.50   |
|   |   | 2-3 hours                                                  |            |                      | \$7.87            | \$8.08            | \$8.00            | \$8.30            | \$8.00            | \$5.00   | \$4.00   |
|   |   | 3-4 hours                                                  |            |                      | \$11.24           | \$11.54           | \$12.00           | \$11.86           | \$12.00           | \$7.00   | \$5.50   |
|   |   | 4-5 hours                                                  |            |                      | \$13.49           | \$13.85           | \$14.00           | \$14.23           | \$14.00           | \$9.00   | \$7.00   |
|   |   | 5-6 hours                                                  |            |                      | \$15.74           | \$16.16           | \$16.00           | \$16.60           | \$17.00           | \$11.00  | \$9.00   |
|   |   | 6-7 hours                                                  |            |                      | \$17.99           | \$18.47           | \$18.00           | \$18.98           | \$19.00           | \$13.00  | \$11.00  |
|   |   | 7-12 hours                                                 |            |                      | \$20.24           | \$20.78           | \$21.00           | \$21.35           | \$21.00           | \$15.00  | \$13.00  |
|   |   | Special Event Parking                                      |            |                      | \$11.24           | \$11.54           | \$12.00           | \$11.86           | \$12.00           | \$8.00   | \$7.00   |
|   |   | Validation                                                 |            |                      | \$1.51            | \$1.55            | \$2.00            | \$1.59            | \$2.00            |          |          |
|   |   | Monthly - Resident Rate                                    |            |                      | \$175.41          | \$180.10          | \$180.00          | \$185.05          | \$185.00          | \$115.00 | \$100.00 |
|   |   | Commercial Rate - 5 days per week, M-F                     |            |                      | \$203.11          | \$208.53          | \$209.00          | \$214.27          | \$214.00          | \$140.00 | \$135.00 |
|   |   | Monthly - Senior Rate                                      |            |                      | \$67.46           | \$69.26           | \$69.00           | \$71.16           | \$71.00           |          |          |
|   |   | Lost Ticket Fee                                            |            |                      | \$20.24           | \$20.78           | \$21.00           | \$21.35           | \$21.00           | \$15.00  | \$18.00  |
|   |   | Validated Ticket Books (100 Slickers per book)             |            |                      | \$168.64          | \$173.15          | \$173.00          | \$177.91          | \$178.00          | \$125.00 | \$100.00 |
|   |   | Other RecPark Property - hourly rate, maximum              |            |                      | \$0.56            | \$0.58            | \$1.00            | \$0.59            | \$1.00            |          |          |
| 6 | C | County Fair Building and Botanical Garden Facility Rentals | Sec 12.46c | Rental               | < 100%            |                   | < 100%            |                   | < 100%            | 05/20/11 | 07/01/10 |
|   |   | Garden Club Room Garden Club Fee Reservation Fee           |            |                      | \$11.25           | \$11.55           | \$12.00           | \$11.86           | \$12.00           |          |          |
|   |   | Garden Club Room Garden Club Fee Hourly Rate               |            |                      | \$5.62            | \$5.77            | \$6.00            | \$5.93            | \$6.00            |          |          |
|   |   | Garden Club Fee Individual or Nonprofit Reservation Fee    |            |                      | \$28.11           | \$28.86           | \$29.00           | \$29.66           | \$30.00           |          |          |
|   |   | Garden Club Fee Individual or Nonprofit Hourly Rate        |            |                      | \$11.25           | \$11.55           | \$12.00           | \$11.86           | \$12.00           |          |          |
|   |   | Garden Club Fee Corporate Event Reservation Fee            |            |                      | \$112.45          | \$115.45          | \$115.00          | \$118.63          | \$119.00          |          |          |
|   |   | Garden Club Fee Corporate Event Hourly Rate                |            |                      | \$33.74           | \$34.64           | \$35.00           | \$35.59           | \$36.00           |          |          |
|   |   | Recreation Room Garden Club Fee Reservation Fee            |            |                      | \$11.25           | \$11.55           | \$12.00           | \$11.86           | \$12.00           |          |          |
|   |   | Recreation Room Garden Club Fee Hourly Rate                |            |                      | \$11.25           | \$11.55           | \$12.00           | \$11.86           | \$12.00           |          |          |
|   |   | Recreation Fee Individual or Nonprofit Reservation Fee     |            |                      | \$28.11           | \$28.86           | \$29.00           | \$29.66           | \$30.00           |          |          |
|   |   | Recreation Fee Individual or Nonprofit Hourly Rate         |            |                      | \$28.11           | \$28.86           | \$29.00           | \$29.66           | \$30.00           |          |          |
|   |   | Recreation Fee Corporate Event Reservation Fee             |            |                      | \$112.45          | \$115.45          | \$115.00          | \$118.63          | \$119.00          |          |          |
|   |   | Recreation Fee Corporate Event Hourly Rate                 |            |                      | \$67.47           | \$69.27           | \$69.00           | \$71.18           | \$71.00           |          |          |
|   |   | Auditorium Garden Club Fee Reservation Fee                 |            |                      | \$28.11           | \$28.86           | \$29.00           | \$29.66           | \$30.00           |          |          |
|   |   | Auditorium Garden Club Fee Hourly Rate                     |            |                      | \$22.49           | \$23.09           | \$23.00           | \$23.73           | \$24.00           |          |          |
|   |   | Auditorium Fee Individual or Nonprofit Reservation Fee     |            |                      | \$56.23           | \$57.73           | \$58.00           | \$59.31           | \$59.00           |          |          |
|   |   | Auditorium Fee Individual or Nonprofit Hourly Rate         |            |                      | \$44.98           | \$46.18           | \$46.00           | \$47.45           | \$47.00           |          |          |
|   |   | Auditorium Fee Corporate Event Reservation Fee             |            |                      | \$168.68          | \$173.18          | \$173.00          | \$177.94          | \$178.00          |          |          |
|   |   | Auditorium Fee Corporate Event Hourly Rate                 |            |                      | \$101.21          | \$103.91          | \$104.00          | \$106.77          | \$107.00          |          |          |
|   |   | Gallery Garden Club Fee Reservation Fee                    |            |                      | \$28.11           | \$28.86           | \$29.00           | \$29.66           | \$30.00           |          |          |
|   |   | Gallery Garden Club Fee Hourly Rate                        |            |                      | \$33.74           | \$34.64           | \$35.00           | \$35.59           | \$36.00           |          |          |
|   |   | Gallery Individual or Nonprofit Reservation Fee            |            |                      | \$56.23           | \$57.73           | \$58.00           | \$59.31           | \$59.00           |          |          |
|   |   | Gallery Individual or Nonprofit Hourly Rate                |            |                      | \$84.34           | \$86.59           | \$87.00           | \$88.97           | \$89.00           |          |          |
|   |   | Gallery Corporate Event Reservation Fee                    |            |                      | \$168.68          | \$173.18          | \$173.00          | \$177.94          | \$178.00          |          |          |
|   |   | Gallery Corporate Event Hourly Rate                        |            |                      | \$202.41          | \$207.82          | \$208.00          | \$213.53          | \$214.00          |          |          |
|   |   | Entire Facility Garden Club Fee Reservation Fee            |            |                      | \$39.36           | \$40.41           | \$40.00           | \$41.52           | \$42.00           |          |          |
|   |   | Entire Facility Garden Club Fee Hourly Rate                |            |                      | \$67.47           | \$69.27           | \$69.00           | \$71.18           | \$71.00           |          |          |
|   |   | Entire Facility Individual or Nonprofit Reservation Fee    |            |                      | \$84.34           | \$86.59           | \$87.00           | \$88.97           | \$89.00           |          |          |
|   |   | Entire Facility Individual or Nonprofit Hourly Rate        |            |                      | \$157.43          | \$161.64          | \$162.00          | \$166.08          | \$166.00          |          |          |
|   |   | Entire Facility Corporate Event Reservation Fee            |            |                      | \$168.68          | \$173.18          | \$173.00          | \$177.94          | \$178.00          |          |          |
|   |   | Entire Facility Corporate Event Hourly Rate                |            |                      | \$438.56          | \$450.27          | \$450.00          | \$462.66          | \$463.00          |          |          |
|   |   | Commercial Kitchen Garden Club Fee Reservation Fee         |            |                      | \$0.00            | \$0.00            | \$0.00            | \$0.00            | \$0.00            |          |          |
|   |   | Commercial Kitchen Garden Club Fee Hourly Rate             |            |                      | \$5.62            | \$5.77            | \$6.00            | \$5.93            | \$6.00            |          |          |
|   |   | Commercial Kitchen Individual or Nonprofit Reservation Fee |            |                      | \$0.00            | \$0.00            | \$0.00            | \$0.00            | \$0.00            |          |          |
|   |   | Commercial Kitchen Individual or Nonprofit Hourly Rate     |            |                      | \$16.87           | \$17.32           | \$17.00           | \$17.79           | \$18.00           |          |          |

|   |                                                               |            |            |            |            |            |
|---|---------------------------------------------------------------|------------|------------|------------|------------|------------|
|   | Commercial Kitchen Corporate Event Reservation Fee            | \$0.00     | \$0.00     | \$0.00     | \$0.00     | \$0.00     |
|   | Commercial Kitchen Corporate Event Hourly Rate                | \$33.74    | \$34.64    | \$35.00    | \$35.59    | \$36.00    |
|   | Patio Garden Club Fee Reservation Fee                         | \$0.00     | \$0.00     | \$0.00     | \$0.00     | \$0.00     |
|   | Patio Garden Club Fee Hourly Rate                             | \$5.62     | \$5.77     | \$6.00     | \$5.93     | \$6.00     |
|   | Patio Individual or Nonprofit Reservation Fee                 | \$0.00     | \$0.00     | \$0.00     | \$0.00     | \$0.00     |
|   | Patio Individual or Nonprofit Hourly Rate                     | \$16.87    | \$17.32    | \$17.00    | \$17.79    | \$18.00    |
|   | Patio Corporate Event Reservation Fee                         | \$0.00     | \$0.00     | \$0.00     | \$0.00     | \$0.00     |
|   | Patio Corporate Event Hourly Rate                             | \$33.74    | \$34.64    | \$35.00    | \$35.59    | \$36.00    |
|   | Courtyard Garden Club Fee Reservation Fee                     | \$0.00     | \$0.00     | \$0.00     | \$0.00     | \$0.00     |
|   | Courtyard Garden Club Fee Hourly Rate                         | \$11.25    | \$11.55    | \$12.00    | \$11.86    | \$12.00    |
|   | Courtyard Individual or Nonprofit Reservation Fee             | \$0.00     | \$0.00     | \$0.00     | \$0.00     | \$0.00     |
|   | Courtyard Individual or Nonprofit Hourly Rate                 | \$33.74    | \$34.64    | \$35.00    | \$35.59    | \$36.00    |
|   | Courtyard Corporate Event Reservation Fee                     | \$0.00     | \$0.00     | \$0.00     | \$0.00     | \$0.00     |
|   | Courtyard Corporate Event Hourly Rate                         | \$101.21   | \$103.91   | \$104.00   | \$106.77   | \$107.00   |
|   | Demonstration Garden Individual or Non Profit Reservation Fee | \$281.13   | \$288.64   | \$289.00   | \$296.57   | \$297.00   |
|   | Demonstration Garden Individual or Non Profit Hourly Rate     | \$421.70   | \$432.96   | \$433.00   | \$444.86   | \$445.00   |
|   | Demonstration Garden Corporate Event Reservation Fee          | \$562.26   | \$577.27   | \$577.00   | \$593.15   | \$593.00   |
|   | Demonstration Garden Corporate Event Hourly Rate              | \$843.39   | \$865.91   | \$866.00   | \$889.72   | \$890.00   |
|   | Fragrance Garden Individual or Non Profit Reservation Fee     | \$281.13   | \$288.64   | \$289.00   | \$296.57   | \$297.00   |
|   | Fragrance Garden Individual or Non Profit Hourly Rate         | \$421.70   | \$432.96   | \$433.00   | \$444.86   | \$445.00   |
|   | Fragrance Garden Corporate Event Reservation Fee              | \$562.26   | \$577.27   | \$577.00   | \$593.15   | \$593.00   |
|   | Fragrance Garden Corporate Event Hourly Rate                  | \$843.39   | \$865.91   | \$866.00   | \$889.72   | \$890.00   |
|   | Redwood Grove Individual or Non Profit Reservation Fee        | \$281.13   | \$288.64   | \$289.00   | \$296.57   | \$297.00   |
|   | Redwood Grove Individual or Non Profit Hourly Rate            | \$421.70   | \$432.96   | \$433.00   | \$444.86   | \$445.00   |
|   | Redwood Grove Corporate Event Reservation Fee                 | \$562.26   | \$577.27   | \$577.00   | \$593.15   | \$593.00   |
|   | Redwood Grove Corporate Event Hourly Rate                     | \$843.39   | \$865.91   | \$866.00   | \$889.72   | \$890.00   |
|   | Rhododendron Garden Individual or Non Profit Reservation Fee  | \$281.13   | \$288.64   | \$289.00   | \$296.57   | \$297.00   |
|   | Rhododendron Garden Individual or Non Profit Hourly Rate      | \$421.70   | \$432.96   | \$433.00   | \$444.86   | \$445.00   |
|   | Rhododendron Garden Corporate Event Reservation Fee           | \$562.26   | \$577.27   | \$577.00   | \$593.15   | \$593.00   |
|   | Rhododendron Garden Corporate Event Hourly Rate               | \$843.39   | \$865.91   | \$866.00   | \$889.72   | \$890.00   |
|   | Fountain Plaza Individual or Non Profit Reservation Fee       | \$843.39   | \$865.91   | \$866.00   | \$889.72   | \$890.00   |
|   | Fountain Plaza Individual or Non Profit Hourly Rate           | \$983.96   | \$1,010.23 | \$1,010.00 | \$1,038.01 | \$1,038.00 |
|   | Fountain Plaza Corporate Event Reservation Fee                | \$1,686.79 | \$1,731.82 | \$1,732.00 | \$1,779.45 | \$1,779.00 |
|   | Fountain Plaza Corporate Event Hourly Rate                    | \$1,967.92 | \$2,020.46 | \$2,020.00 | \$2,076.02 | \$2,076.00 |
|   | Great Meadow Individual or Non Profit Reservation Fee         | \$843.39   | \$865.91   | \$866.00   | \$889.72   | \$890.00   |
|   | Great Meadow Individual or Non Profit Hourly Rate             | \$983.96   | \$1,010.23 | \$1,010.00 | \$1,038.01 | \$1,038.00 |
|   | Great Meadow Corporate Event Reservation Fee                  | \$1,686.79 | \$1,731.82 | \$1,732.00 | \$1,779.45 | \$1,779.00 |
|   | Great Meadow Corporate Event Hourly Rate                      | \$1,967.92 | \$2,020.46 | \$2,020.00 | \$2,076.02 | \$2,076.00 |
|   | Zellerback Garden Individual or Non Profit Reservation Fee    | \$843.39   | \$865.91   | \$866.00   | \$889.72   | \$890.00   |
|   | Zellerback Garden Individual or Non Profit Hourly Rate        | \$983.96   | \$1,010.23 | \$1,010.00 | \$1,038.01 | \$1,038.00 |
|   | Zellerback Garden Corporate Event Reservation Fee             | \$1,686.79 | \$1,731.82 | \$1,732.00 | \$1,779.45 | \$1,779.00 |
|   | Zellerback Garden Corporate Event Hourly Rate                 | \$1,967.92 | \$2,020.46 | \$2,020.00 | \$2,076.02 | \$2,076.00 |
| 7 | C GGP Concourse Underground Parking                           | Sec. 12.35 |            |            |            |            |
|   | Weekday, fee is per hour                                      | \$3.83     | \$3.94     | \$4.00     | \$4.05     | \$4.00     |
|   | Weekday, maximum fee                                          | \$27.39    | \$28.12    | \$28.00    | \$28.90    | \$29.00    |
|   | Weekend, fee is per hour                                      | \$4.38     | \$4.50     | \$4.00     | \$4.62     | \$5.00     |
|   | Weekend, maximum fee                                          | \$30.68    | \$31.50    | \$31.00    | \$32.38    | \$32.00    |
|   | After 6 p.m.                                                  | \$13.15    | \$13.50    | \$13.00    | \$13.87    | \$14.00    |
|   | In between 7:00 a.m. and 8:30 a.m., out by 6:00 p.m..         | \$12.05    | \$12.37    | \$12.00    | \$12.71    | \$13.00    |
|   | Monthly Parking                                               | \$219.14   | \$224.99   | \$225.00   | \$231.18   | \$231.00   |

| PROGRAM - CITYWIDE SERVICES |        |                                                                                                                                                                                                                                                                                                                                                                                                                                                                                                                                                                                                                                                                       |            | FY 2014-15                     |            |               | Fiscal Year 2015-16 |             |                    | Fiscal Year 2016-17 |             |                    | Fiscal Year of Last Increase | Fee Prior to Last Increase |
|-----------------------------|--------|-----------------------------------------------------------------------------------------------------------------------------------------------------------------------------------------------------------------------------------------------------------------------------------------------------------------------------------------------------------------------------------------------------------------------------------------------------------------------------------------------------------------------------------------------------------------------------------------------------------------------------------------------------------------------|------------|--------------------------------|------------|---------------|---------------------|-------------|--------------------|---------------------|-------------|--------------------|------------------------------|----------------------------|
| Item                        | Status | Description                                                                                                                                                                                                                                                                                                                                                                                                                                                                                                                                                                                                                                                           | Code       | Unit Basis (e.g., per sq. ft.) | Fee        | Cost Recovery | Fee                 | Rounded Fee | Estimated Recovery | Fee                 | Rounded Fee | Estimated Recovery |                              |                            |
| 1                           | C      | <b>Coit Tower Admission</b>                                                                                                                                                                                                                                                                                                                                                                                                                                                                                                                                                                                                                                           | Sec 12.06a | Admission                      |            |               |                     |             |                    |                     |             |                    |                              |                            |
|                             |        | Adult                                                                                                                                                                                                                                                                                                                                                                                                                                                                                                                                                                                                                                                                 |            |                                | \$5.62     |               | \$5.77              | \$6.00      |                    | \$5.93              | \$6.00      |                    |                              |                            |
|                             |        | Adult Non-Resident                                                                                                                                                                                                                                                                                                                                                                                                                                                                                                                                                                                                                                                    |            |                                | \$7.67     |               | \$7.87              | \$8.00      |                    | \$8.09              | \$8.00      |                    |                              |                            |
|                             |        | Senior                                                                                                                                                                                                                                                                                                                                                                                                                                                                                                                                                                                                                                                                |            |                                | \$3.37     |               | \$3.46              | \$3.00      |                    | \$3.56              | \$4.00      |                    |                              |                            |
|                             |        | Senior Non-Resident                                                                                                                                                                                                                                                                                                                                                                                                                                                                                                                                                                                                                                                   |            |                                | \$5.48     |               | \$5.62              | \$6.00      |                    | \$5.78              | \$6.00      |                    |                              |                            |
|                             |        | Youth 12-17 years                                                                                                                                                                                                                                                                                                                                                                                                                                                                                                                                                                                                                                                     |            |                                | \$3.37     |               | \$3.46              | \$3.00      |                    | \$3.56              | \$4.00      |                    |                              |                            |
|                             |        | Youth 12-17 years, Non-Resident                                                                                                                                                                                                                                                                                                                                                                                                                                                                                                                                                                                                                                       |            |                                | \$5.48     |               | \$5.62              | \$6.00      |                    | \$5.78              | \$6.00      |                    |                              |                            |
|                             |        | Child (5-11 years)                                                                                                                                                                                                                                                                                                                                                                                                                                                                                                                                                                                                                                                    |            |                                | \$1.69     |               | \$1.73              | \$2.00      |                    | \$1.78              | \$2.00      |                    |                              |                            |
|                             |        | Child (5-11 years), Non-Resident                                                                                                                                                                                                                                                                                                                                                                                                                                                                                                                                                                                                                                      |            |                                | \$2.19     |               | \$2.25              | \$2.00      |                    | \$2.31              | \$2.00      |                    |                              |                            |
|                             |        | Audio Tours - rental with entrance fee                                                                                                                                                                                                                                                                                                                                                                                                                                                                                                                                                                                                                                |            |                                | \$1.20     |               | \$1.24              | \$1.00      |                    | \$1.27              | \$1.00      |                    |                              |                            |
|                             |        | Audio Tours - rental without entrance fee                                                                                                                                                                                                                                                                                                                                                                                                                                                                                                                                                                                                                             |            |                                | \$3.61     |               | \$3.71              | \$4.00      |                    | \$3.81              | \$4.00      |                    |                              |                            |
| 2                           | C      | <b>Stadium Rentals</b>                                                                                                                                                                                                                                                                                                                                                                                                                                                                                                                                                                                                                                                | Sec 12.42  | Rental                         |            | < 100%        |                     |             | < 100%             |                     |             | < 100%             | 8/2/06                       | unknown                    |
|                             |        | The General Manager is authorized to enter into short-term, not to exceed 14 cumulative days, revocable license agreements, for the use of Kezar Stadium, Kezar Pavilion, Boxer Stadium and the Stadium at Candlestick Point at rates that reflect market rates for comparable events at comparable Bay Area venues, provided that prior to the commencement of the license the licensee shall tender in full all sums due under the license and shall provide to the City a sufficient security deposit, in the form of cash, a letter of credit or other instrument, to protect the City in the event of loss or damage to the City in connection with the license. |            |                                |            |               |                     |             |                    |                     |             |                    |                              |                            |
| 3                           | C      | <b>Conservatory of Flowers</b>                                                                                                                                                                                                                                                                                                                                                                                                                                                                                                                                                                                                                                        | Sec 12.34  | Admission                      |            | < 100%        |                     |             | < 100%             |                     |             | < 100%             | 07/15/09                     | 07/30/08                   |
|                             |        | Conservatory of Flowers Admission - adult SF Resident                                                                                                                                                                                                                                                                                                                                                                                                                                                                                                                                                                                                                 |            |                                | \$5.62     |               | \$5.77              | \$6.00      |                    | \$5.93              | \$6.00      |                    |                              |                            |
|                             |        | Conservatory of Flowers Admission - adult Non-Resident                                                                                                                                                                                                                                                                                                                                                                                                                                                                                                                                                                                                                |            |                                | \$7.67     |               | \$8.08              | \$8.00      |                    | \$8.30              | \$8.00      |                    |                              |                            |
|                             |        | Conservatory of Flowers Admission - youth & seniors SF Resident                                                                                                                                                                                                                                                                                                                                                                                                                                                                                                                                                                                                       |            |                                | \$3.37     |               | \$3.46              | \$3.00      |                    | \$3.56              | \$4.00      |                    |                              |                            |
|                             |        | Conservatory of Flowers Admission - youth & seniors Non-Resident                                                                                                                                                                                                                                                                                                                                                                                                                                                                                                                                                                                                      |            |                                | \$5.62     |               | \$5.77              | \$6.00      |                    | \$5.93              | \$6.00      |                    |                              |                            |
|                             |        | Conservatory of Flowers Admission - children 5-11 SF Resident                                                                                                                                                                                                                                                                                                                                                                                                                                                                                                                                                                                                         |            |                                | \$1.69     |               | \$1.73              | \$2.00      |                    | \$1.78              | \$2.00      |                    |                              |                            |
|                             |        | Conservatory of Flowers Admission - children 5-11 Non-Resident                                                                                                                                                                                                                                                                                                                                                                                                                                                                                                                                                                                                        |            |                                | \$2.25     |               | \$2.31              | \$2.00      |                    | \$2.37              | \$2.00      |                    |                              |                            |
|                             |        | Conservatory of Flowers Rental Fees - After Hours Tours                                                                                                                                                                                                                                                                                                                                                                                                                                                                                                                                                                                                               |            |                                | \$674.71   |               | \$692.73            | \$693.00    |                    | \$711.78            | \$712.00    |                    |                              |                            |
|                             |        | Conservatory of Flowers Rental Fees - Event                                                                                                                                                                                                                                                                                                                                                                                                                                                                                                                                                                                                                           |            |                                | \$1,405.65 |               | \$1,443.19          | \$1,443.00  |                    | \$1,482.87          | \$1,483.00  |                    |                              |                            |
|                             |        | Conservatory of Flowers Special Tours for Garden Club, Botanical Garden, or University Botanical Program' fee is per person                                                                                                                                                                                                                                                                                                                                                                                                                                                                                                                                           |            |                                | \$3.37     |               | \$3.46              | \$3.00      |                    | \$3.56              | \$4.00      |                    |                              |                            |
|                             |        | Conservatory & Reception Space Rental Fees - Wedding ceremony                                                                                                                                                                                                                                                                                                                                                                                                                                                                                                                                                                                                         |            |                                | \$3,373.57 |               | \$3,463.65          | \$3,464.00  |                    | \$3,558.90          | \$3,559.00  |                    |                              |                            |
|                             |        | Conservatory & Reception Space Rental Fees - Wedding ceremony & Reception                                                                                                                                                                                                                                                                                                                                                                                                                                                                                                                                                                                             |            |                                | \$1,630.56 |               | \$1,674.10          | \$1,674.00  |                    | \$1,720.13          | \$1,720.00  |                    |                              |                            |
|                             |        | Conservatory & Reception Space Rental Fees - Corporate Event                                                                                                                                                                                                                                                                                                                                                                                                                                                                                                                                                                                                          |            |                                | \$1,686.79 |               | \$1,731.82          | \$1,732.00  |                    | \$1,779.45          | \$1,779.00  |                    |                              |                            |
|                             |        | Conservatory & Reception Space Rental Fees - All Other Events                                                                                                                                                                                                                                                                                                                                                                                                                                                                                                                                                                                                         |            |                                | \$1,405.65 |               | \$1,443.19          | \$1,443.00  |                    | \$1,482.87          | \$1,483.00  |                    |                              |                            |
|                             |        | Conservatory & Reception Space Rental Fees - Children's (5 to 13) Birthday Party                                                                                                                                                                                                                                                                                                                                                                                                                                                                                                                                                                                      |            |                                | \$224.90   |               | \$230.91            | \$231.00    |                    | \$237.26            | \$237.00    |                    |                              |                            |
| 4                           | C      | <b>Athletic Field Reservation</b>                                                                                                                                                                                                                                                                                                                                                                                                                                                                                                                                                                                                                                     | Sec 12.36  | Reservation                    |            | < 100%        |                     |             | < 100%             |                     |             | < 100%             | 7/15/2009                    | 7/30/2008                  |
|                             |        | Facility Fee Per Hour S.F. Residents                                                                                                                                                                                                                                                                                                                                                                                                                                                                                                                                                                                                                                  |            |                                | \$28.11    |               | \$28.86             | \$29.00     |                    | \$29.65             | \$30.00     |                    |                              |                            |
|                             |        | Facility Fee Per Hour Non Residents                                                                                                                                                                                                                                                                                                                                                                                                                                                                                                                                                                                                                                   |            |                                | \$73.08    |               | \$75.03             | \$75.00     |                    | \$77.09             | \$77.00     |                    |                              |                            |
|                             |        | Facility Fee Per Hour, Not-for-profit                                                                                                                                                                                                                                                                                                                                                                                                                                                                                                                                                                                                                                 |            |                                | \$28.11    |               | \$28.86             | \$29.00     |                    | \$29.65             | \$30.00     |                    |                              |                            |
|                             |        | Facility Fee Per Hour For-profit                                                                                                                                                                                                                                                                                                                                                                                                                                                                                                                                                                                                                                      |            |                                | \$73.08    |               | \$75.03             | \$75.00     |                    | \$77.09             | \$77.00     |                    |                              |                            |
|                             |        | Lighted per Hour                                                                                                                                                                                                                                                                                                                                                                                                                                                                                                                                                                                                                                                      |            |                                | \$11.24    |               | \$11.54             | \$12.00     |                    | \$11.86             | \$12.00     |                    |                              |                            |
|                             |        | Exclusive Use/ Tournaments, per day                                                                                                                                                                                                                                                                                                                                                                                                                                                                                                                                                                                                                                   |            |                                | \$50.59    |               | \$51.94             | \$52.00     |                    | \$53.37             | \$53.00     |                    |                              |                            |
|                             |        | Baselines for Softball, baseball, per booking                                                                                                                                                                                                                                                                                                                                                                                                                                                                                                                                                                                                                         |            |                                | \$67.46    |               | \$69.26             | \$69.00     |                    | \$71.16             | \$71.00     |                    |                              |                            |
|                             |        | Fieldlines per booking                                                                                                                                                                                                                                                                                                                                                                                                                                                                                                                                                                                                                                                |            |                                | \$134.92   |               | \$138.52            | \$139.00    |                    | \$142.33            | \$142.00    |                    |                              |                            |
|                             |        | Gaelic Football, per booking                                                                                                                                                                                                                                                                                                                                                                                                                                                                                                                                                                                                                                          |            |                                | \$202.37   |               | \$207.78            | \$208.00    |                    | \$213.49            | \$213.00    |                    |                              |                            |
|                             |        | Football (5 yards), per booking                                                                                                                                                                                                                                                                                                                                                                                                                                                                                                                                                                                                                                       |            |                                | \$179.89   |               | \$184.69            | \$185.00    |                    | \$189.77            | \$190.00    |                    |                              |                            |
|                             |        | Application for Not for Profit Certification                                                                                                                                                                                                                                                                                                                                                                                                                                                                                                                                                                                                                          |            |                                | \$281.13   |               | \$288.64            | \$289.00    |                    | \$296.57            | \$297.00    |                    |                              |                            |
| 5                           | C      | <b>Lake Merced Boat Storage</b>                                                                                                                                                                                                                                                                                                                                                                                                                                                                                                                                                                                                                                       | Sec 12.38  | Per Boat                       |            | > 100%        |                     |             | > 100%             |                     |             | > 100%             | 07/29/05                     | Unknown                    |
|                             |        | Boat Storage (per boat)                                                                                                                                                                                                                                                                                                                                                                                                                                                                                                                                                                                                                                               |            |                                | \$30.68    |               | \$31.50             | \$31.00     |                    | \$32.37             | \$32.00     |                    |                              |                            |
| 6                           | C      | <b>Photo Center Fees</b>                                                                                                                                                                                                                                                                                                                                                                                                                                                                                                                                                                                                                                              | Sec 12.29  | Membership                     |            | < 100%        |                     |             | < 100%             |                     |             | < 100%             | 2003                         | Unknown                    |
|                             |        | Adult Annual Membership, Unlimited use                                                                                                                                                                                                                                                                                                                                                                                                                                                                                                                                                                                                                                |            |                                | \$301.97   |               | \$310.03            | \$310.00    |                    | \$318.56            | \$319.00    |                    | \$250.00                     | \$200.00                   |
|                             |        | Youth Annual Membership, Unlimited use                                                                                                                                                                                                                                                                                                                                                                                                                                                                                                                                                                                                                                |            |                                | \$150.98   |               | \$155.02            | \$155.00    |                    | \$159.28            | \$159.00    |                    | \$125.00                     |                            |
|                             |        | Adult - 6 months membership fee                                                                                                                                                                                                                                                                                                                                                                                                                                                                                                                                                                                                                                       |            |                                | \$60.39    |               | \$62.01             | \$62.00     |                    | \$63.71             | \$64.00     |                    | \$50.00                      | \$50.00                    |
|                             |        | Each time use with membership                                                                                                                                                                                                                                                                                                                                                                                                                                                                                                                                                                                                                                         |            |                                | \$6.04     |               | \$6.20              | \$6.00      |                    | \$6.37              | \$6.00      |                    | \$5.00                       | \$5.00                     |
|                             |        | Junior (under 18) - 6 months membership fee                                                                                                                                                                                                                                                                                                                                                                                                                                                                                                                                                                                                                           |            |                                | \$30.20    |               | \$31.00             | \$31.00     |                    | \$31.86             | \$32.00     |                    | \$26.00                      | \$25.00                    |
|                             |        | Each time use with membership                                                                                                                                                                                                                                                                                                                                                                                                                                                                                                                                                                                                                                         |            |                                | \$6.04     |               | \$6.20              | \$6.00      |                    | \$6.37              | \$6.00      |                    | \$5.00                       | \$5.00                     |
|                             |        | Senior (62 and over) - 6 months membership fee                                                                                                                                                                                                                                                                                                                                                                                                                                                                                                                                                                                                                        |            |                                | \$30.20    |               | \$31.00             | \$31.00     |                    | \$31.86             | \$32.00     |                    | \$25.00                      | \$25.00                    |
|                             |        | Each time use with membership                                                                                                                                                                                                                                                                                                                                                                                                                                                                                                                                                                                                                                         |            |                                | \$6.04     |               | \$6.20              | \$6.00      |                    | \$6.37              | \$6.00      |                    | \$5.00                       | \$5.00                     |

|    |   |                                                                                                                                                                                                    |              |              |        |            |            |        |            |            |        |            |          |
|----|---|----------------------------------------------------------------------------------------------------------------------------------------------------------------------------------------------------|--------------|--------------|--------|------------|------------|--------|------------|------------|--------|------------|----------|
| 7  | C | Stern Grove Clubhouse/Trocadero Rental                                                                                                                                                             | Sec 12.21(a) | Rental       | < 100% |            |            | < 100% |            |            | < 100% | 7/15/09    | 08/03/07 |
|    |   | Monday - Thursday - fee is hourly rate, six (6) hour minimum rental                                                                                                                                |              | \$134.92     |        | \$138.52   | \$139.00   |        | \$142.33   | \$142.00   |        | \$600.00   | \$525.00 |
|    |   | Friday - Sunday - fee is hourly rate, six (6) hour minimum rental                                                                                                                                  |              | \$157.40     |        | \$161.60   | \$162.00   |        | \$166.05   | \$166.00   |        | \$600.00   | \$525.00 |
|    |   | Legal Holidays - fee is hourly rate, six (6) hour minimum rental                                                                                                                                   |              | \$157.40     |        | \$161.60   | \$162.00   |        | \$166.05   | \$166.00   |        | \$750.00   | \$625.00 |
| 8  | C | Facilities Rental                                                                                                                                                                                  | Sec 12.21(b) | Rental       | < 100% |            |            | < 100% |            |            | < 100% | 7/15/09    | 08/03/07 |
|    |   | Class AAA Clubhouses Fee is per hour, two hour minimum PLUS staf time at prevailing rate                                                                                                           |              | \$78.70      |        | \$80.80    | \$81.00    |        | \$83.02    | \$83.00    |        |            |          |
|    |   | Class A Rec Center Clubhouse - fee is per hour, two hour minimum PLUS staf time at prevailing rate                                                                                                 |              | \$50.59      |        | \$51.94    | \$52.00    |        | \$53.37    | \$53.00    |        |            |          |
|    |   | Class B Large Clubhouse - fee is per hour, two hour minimum PLUS staf time at prevailing rate                                                                                                      |              | \$39.35      |        | \$40.40    | \$40.00    |        | \$41.51    | \$42.00    |        |            |          |
|    |   | Class C Small Clubhouse - fee is per hour, two hour minimum PLUS staf time at prevailing rate                                                                                                      |              | \$28.11      |        | \$28.86    | \$29.00    |        | \$29.65    | \$30.00    |        |            |          |
|    |   | Class AA Gyms - fee is per hour, two hour minimum PLUS staf time at prevailing rate                                                                                                                |              | \$140.54     |        | \$144.29   | \$144.00   |        | \$148.26   | \$148.00   |        |            |          |
|    |   | Class A Gyms - fee is per hour, two hour minimum PLUS staf time at prevailing rate                                                                                                                 |              | \$112.43     |        | \$115.43   | \$115.00   |        | \$118.61   | \$119.00   |        |            |          |
|    |   | Class B Gyms - fee is per hour, two hour minimum PLUS staf time at prevailing rate                                                                                                                 |              | \$84.32      |        | \$86.57    | \$87.00    |        | \$88.95    | \$89.00    |        |            |          |
|    |   | Class C Gyms - fee is per hour, two hour minimum PLUS staf time at prevailing rate                                                                                                                 |              | \$56.21      |        | \$57.72    | \$58.00    |        | \$59.30    | \$59.00    |        |            |          |
|    |   | Lake Merced Boathouse; Non-Profit Meeting Mon-Thu <sup>1</sup>                                                                                                                                     |              | \$41.03      |        | \$42.13    | \$42.00    |        | \$43.29    | \$43.00    |        |            |          |
|    |   | Lake Merced Boathouse; Non-Profit Meeting Fri-Sun <sup>1</sup>                                                                                                                                     |              | \$102.58     |        | \$105.32   | \$105.00   |        | \$108.22   | \$108.00   |        |            |          |
|    |   | Lake Merced Boathouse; Non-Profit Event Mon-Thu <sup>1</sup>                                                                                                                                       |              | \$76.94      |        | \$78.99    | \$79.00    |        | \$81.16    | \$81.00    |        |            |          |
|    |   | Lake Merced Boathouse; Non-Profit Event Fri-Sun <sup>1</sup>                                                                                                                                       |              | \$102.58     |        | \$105.32   | \$105.00   |        | \$108.22   | \$108.00   |        |            |          |
|    |   | Lake Merced Boathouse; Private Meeting or Event Mon-Thu <sup>1</sup>                                                                                                                               |              | \$128.23     |        | \$131.65   | \$132.00   |        | \$135.27   | \$135.00   |        |            |          |
|    |   | Lake Merced Boathouse; Private Meeting or Event Fri-Sun <sup>1</sup>                                                                                                                               |              | \$205.16     |        | \$210.64   | \$211.00   |        | \$216.43   | \$216.00   |        |            |          |
|    |   | 1- A booking of the Lake Merced Boathouse from 8am to 4pm or from 5pm to midnight shall be charged a maximum of six (6) hours. Event = food/drink served, Meeting = neither food nor drink served. |              |              |        |            |            |        |            |            |        |            |          |
| 9  | C | Picnic Areas Reservation Fees                                                                                                                                                                      | Sec 12.23a-c | Reservation  | < 100% |            |            | < 100% |            |            | < 100% | 04/03/03   |          |
|    |   | Picnics at Pioneer Log Cabin, Pine Lake, Stern Grove East                                                                                                                                          |              |              |        |            |            |        |            |            |        | 2003       | Unknown  |
|    |   | 1-50 participants - fee is per day, per site                                                                                                                                                       |              | \$63.81      |        | \$65.52    | \$66.00    |        | \$67.32    | \$67.00    |        | \$50.00    | \$25.00  |
|    |   | 51-100 participants - fee is per day, per site                                                                                                                                                     |              | \$94.49      |        | \$97.02    | \$97.00    |        | \$99.69    | \$100.00   |        | \$75.00    | \$50.00  |
|    |   | 101-200 participants - fee is per day, per site                                                                                                                                                    |              | \$126.40     |        | \$129.78   | \$130.00   |        | \$133.35   | \$133.00   |        |            |          |
|    |   | 201-300 participants - fee is per day, per site                                                                                                                                                    |              | \$190.22     |        | \$195.29   | \$195.00   |        | \$200.67   | \$201.00   |        |            |          |
|    |   | Picnics at all other locations                                                                                                                                                                     |              |              |        |            |            |        |            |            |        |            |          |
|    |   | 1-50 participants - fee is per day, per site                                                                                                                                                       |              | \$31.91      |        | \$32.76    | \$33.00    |        | \$33.66    | \$34.00    |        |            |          |
|    |   | 51-100 participants - fee is per day, per site                                                                                                                                                     |              | \$63.81      |        | \$65.52    | \$66.00    |        | \$67.32    | \$67.00    |        | \$50.00    | \$75.00  |
|    |   | 101-200 participants - fee is per day, per site                                                                                                                                                    |              | \$94.49      |        | \$97.02    | \$97.00    |        | \$99.69    | \$100.00   |        | \$100.00   | \$75.00  |
|    |   | 201-400 participants - fee is per day, per site                                                                                                                                                    |              | \$158.31     |        | \$162.54   | \$163.00   |        | \$167.01   | \$167.00   |        | \$150.00   | \$75.00  |
|    |   | more than 400 participants - fee is per day, per site                                                                                                                                              |              | \$316.62     |        | \$325.07   | \$325.00   |        | \$334.01   | \$334.00   |        |            |          |
|    |   | Company/Business Picnic                                                                                                                                                                            |              |              |        |            |            |        |            |            |        | 2003       | Unknown  |
|    |   | 1 to 200 participants (per day, per site)                                                                                                                                                          |              | \$252.80     |        | \$259.55   | \$260.00   |        | \$266.69   | \$267.00   |        | \$200.00   | \$150.00 |
|    |   | 201 to 300 participants (per day, per site)                                                                                                                                                        |              | \$316.62     |        | \$325.07   | \$325.00   |        | \$334.01   | \$334.00   |        | \$250.00   | \$200.00 |
|    |   | 301 to 500 participants (per day, per site)                                                                                                                                                        |              | \$443.02     |        | \$454.85   | \$455.00   |        | \$467.36   | \$467.00   |        | \$350.00   | \$250.00 |
|    |   | 501 to 750 participants (per day, per site)                                                                                                                                                        |              | \$633.24     |        | \$650.14   | \$650.00   |        | \$668.02   | \$668.00   |        | \$500.00   | N/A      |
|    |   | Over 750 participants (per day, per site)                                                                                                                                                          |              | \$949.85     |        | \$975.21   | \$975.00   |        | \$1,002.03 | \$1,002.00 |        | \$750.00   | N/A      |
|    |   | Picnic hosted by business WITH special events - minimum fee, to be negotiated                                                                                                                      |              | \$1,266.47   |        | \$1,300.29 | \$1,300.00 |        | \$1,336.04 | \$1,336.00 |        | \$1,000.00 | N/A      |
| 10 | C | Wedding Sites Reservation Fees & Hourly Rates                                                                                                                                                      | Sec 12.07    | Reservations | < 100% |            |            | < 100% |            |            | < 100% | 8/3/07     | 4/3/03   |
|    |   | Chain of Lakes Reservation Fee                                                                                                                                                                     |              | \$233.54     |        | \$239.78   | \$240.00   |        | \$246.37   | \$246.00   |        | \$250.00   | \$150.00 |
|    |   | Chain of Lakes Hourly Rate - two hour minimum                                                                                                                                                      |              | \$58.39      |        | \$59.94    | \$60.00    |        | \$61.59    | \$62.00    |        | \$250.00   | \$150.00 |
|    |   | Fuschia Garden Reservation Fee                                                                                                                                                                     |              | \$233.54     |        | \$239.78   | \$240.00   |        | \$246.37   | \$246.00   |        | \$250.00   |          |
|    |   | Fuschia Garden Hourly Rate - two hour minimum                                                                                                                                                      |              | \$58.39      |        | \$59.94    | \$60.00    |        | \$61.59    | \$62.00    |        | \$250.00   | \$150.00 |
|    |   | Portals of the Past Reservation Fee                                                                                                                                                                |              | \$233.54     |        | \$239.78   | \$240.00   |        | \$246.37   | \$246.00   |        | \$250.00   | \$150.00 |
|    |   | Portals of the Past Hourly Rate - two hour minimum                                                                                                                                                 |              | \$58.39      |        | \$59.94    | \$60.00    |        | \$61.59    | \$62.00    |        | \$50.00    | \$25.00  |
|    |   | Rose Garden Reservation Fee                                                                                                                                                                        |              | \$233.54     |        | \$239.78   | \$240.00   |        | \$246.37   | \$246.00   |        | \$500.00   | \$350.00 |
|    |   | Rose Garden Hourly Rate - two hour minimum                                                                                                                                                         |              | \$58.39      |        | \$59.94    | \$60.00    |        | \$61.59    | \$62.00    |        | \$500.00   | \$350.00 |
|    |   | Chinese Pavilion Reservation Fee                                                                                                                                                                   |              | \$408.70     |        | \$419.61   | \$420.00   |        | \$431.15   | \$431.00   |        | \$500.00   | \$350.00 |
|    |   | Chinese Pavilion Hourly Rate - two hour minimum                                                                                                                                                    |              | \$116.77     |        | \$119.89   | \$120.00   |        | \$123.19   | \$123.00   |        | \$500.00   | \$350.00 |
|    |   | Queen Wilhelmina Garden Reservation Fee                                                                                                                                                            |              | \$408.70     |        | \$419.61   | \$420.00   |        | \$431.15   | \$431.00   |        | \$100.00   | \$35.00  |
|    |   | Queen Wilhelmina Garden Hourly Rate - two hour minimum                                                                                                                                             |              | \$116.77     |        | \$119.89   | \$120.00   |        | \$123.19   | \$123.00   |        |            |          |
|    |   | Shakespeare Garden Reservation Fee                                                                                                                                                                 |              | \$408.70     |        | \$419.61   | \$420.00   |        | \$431.15   | \$431.00   |        |            |          |
|    |   | Shakespeare Garden Hourly Rate - two hour minimum                                                                                                                                                  |              | \$116.77     |        | \$119.89   | \$120.00   |        | \$123.19   | \$123.00   |        |            |          |
|    |   | Palace of Fine Arts Rotunda Reservation Fee                                                                                                                                                        |              | \$408.70     |        | \$419.61   | \$420.00   |        | \$431.15   | \$431.00   |        |            |          |
|    |   | Palace of Fine Arts Rotunda Hourly Rate - two hour minimum                                                                                                                                         |              | \$116.77     |        | \$119.89   | \$120.00   |        | \$123.19   | \$123.00   |        |            |          |

|    |   |                                                                                        |                         |             |             |             |        |             |             |        |            |          |
|----|---|----------------------------------------------------------------------------------------|-------------------------|-------------|-------------|-------------|--------|-------------|-------------|--------|------------|----------|
| 11 | C | Special Events                                                                         | Sec 12.22a,c,f Events   | < 100%      |             |             | < 100% |             |             | < 100% | 8/7/08     | 04/03/03 |
|    |   | GGP Lindley Meadow Event Fee - Commercial                                              |                         | \$11,245.24 | \$11,545.49 | \$11,545.00 |        | \$11,882.99 | \$11,883.00 |        |            |          |
|    |   | GGP Lindley Meadow Event Fee - Non-Profit                                              |                         | \$5,622.62  | \$5,772.74  | \$5,773.00  |        | \$5,931.49  | \$5,931.00  |        |            | \$100.00 |
|    |   | GGP Speedway Meadow Event Fee - Commercial                                             |                         | \$20,241.43 | \$20,781.88 | \$20,782.00 |        | \$21,353.38 | \$21,353.00 |        |            | \$25.00  |
|    |   | GGP Speedway Meadow Event Fee - Non-Profit                                             |                         | \$10,120.72 | \$10,390.94 | \$10,391.00 |        | \$10,676.89 | \$10,677.00 |        |            |          |
|    |   | GGP Marx Meadow Event Fee - Commercial                                                 |                         | \$2,811.31  | \$2,886.37  | \$2,886.00  |        | \$2,965.75  | \$2,966.00  |        |            | \$400.00 |
|    |   | GGP Marx Meadow Event Fee - Non-Profit                                                 |                         | \$1,405.85  | \$1,443.19  | \$1,443.00  |        | \$1,482.87  | \$1,483.00  |        |            |          |
|    |   | GGP Sharon Meadow Event Fee - Commercial                                               |                         | \$13,494.29 | \$13,854.58 | \$13,855.00 |        | \$14,235.59 | \$14,236.00 |        |            |          |
|    |   | GGP Sharon Meadow Event Fee - Non-Profit                                               |                         | \$6,747.14  | \$6,927.29  | \$6,927.00  |        | \$7,117.79  | \$7,118.00  |        |            |          |
|    |   | GGP Polo Field Event Fee - Commercial                                                  |                         | \$56,226.20 | \$57,727.43 | \$57,727.00 |        | \$59,314.94 | \$59,315.00 |        |            |          |
|    |   | GGP Polo Field Event Fee - Non-Profit                                                  |                         | \$28,113.10 | \$28,863.72 | \$28,864.00 |        | \$29,657.47 | \$29,657.00 |        |            | \$750.00 |
|    |   | GGP Music Concourse Event Fee - Commercial                                             |                         | \$2,811.31  | \$2,886.37  | \$2,886.00  |        | \$2,965.75  | \$2,966.00  |        |            | \$300.00 |
|    |   | GGP Music Concourse Event Fee - Non-Profit                                             |                         | \$1,405.85  | \$1,443.19  | \$1,443.00  |        | \$1,482.87  | \$1,483.00  |        |            |          |
|    |   | Civic Center Plaza Event Fee - Commercial                                              |                         | \$28,113.10 | \$28,863.72 | \$28,864.00 |        | \$29,657.47 | \$29,657.00 |        |            |          |
|    |   | Civic Center Plaza Event Fee - Non-Profit                                              |                         | \$14,056.55 | \$14,431.86 | \$14,432.00 |        | \$14,828.73 | \$14,829.00 |        |            |          |
|    |   | Justin Herman Plaza Event Fee - Commercial                                             |                         | \$7,871.67  | \$8,081.84  | \$8,082.00  |        | \$8,304.09  | \$8,304.00  |        |            |          |
|    |   | Justin Herman Plaza Event Fee - Non-Profit                                             |                         | \$3,935.83  | \$4,040.92  | \$4,041.00  |        | \$4,152.05  | \$4,152.00  |        |            |          |
|    |   | Marina Green East Event Fee - Commercial                                               |                         | \$8,433.93  | \$8,659.12  | \$8,659.00  |        | \$8,897.24  | \$8,897.00  |        |            |          |
|    |   | Marina Green East Event Fee - Non-Profit                                               |                         | \$4,216.96  | \$4,329.56  | \$4,330.00  |        | \$4,448.62  | \$4,449.00  |        |            |          |
|    |   | Marina Green West Event Fee - Commercial                                               |                         | \$899.62    | \$923.64    | \$924.00    |        | \$949.04    | \$949.00    |        |            |          |
|    |   | Marina Green West Event Fee - Non-Profit                                               |                         | \$449.81    | \$461.82    | \$462.00    |        | \$474.52    | \$475.00    |        |            |          |
|    |   | Jerry Garcia Amphitheater Event Fee - Commercial                                       |                         | \$3,598.48  | \$3,694.56  | \$3,695.00  |        | \$3,796.16  | \$3,796.00  |        |            |          |
|    |   | Jerry Garcia Amphitheater Event Fee - Non-Profit                                       |                         | \$1,799.24  | \$1,847.28  | \$1,847.00  |        | \$1,898.08  | \$1,898.00  |        |            | \$300.00 |
|    |   | Portsmouth Square Event Fee - Commercial                                               |                         | \$662.26    | \$677.27    | \$677.00    |        | \$693.15    | \$693.00    |        |            |          |
|    |   | Portsmouth Square Event Fee - Non-Profit                                               |                         | \$281.13    | \$288.64    | \$289.00    |        | \$296.57    | \$297.00    |        |            |          |
|    |   | Union Square Event Fee - Commercial                                                    |                         | \$8,433.93  | \$8,659.12  | \$8,659.00  |        | \$8,897.24  | \$8,897.00  |        |            | \$150.00 |
|    |   | Union Square Event Fee - Non-Profit                                                    |                         | \$4,216.96  | \$4,329.56  | \$4,330.00  |        | \$4,448.62  | \$4,449.00  |        |            | \$50.00  |
|    |   | Washington Square Event Fee - Commercial                                               |                         | \$3,598.48  | \$3,694.56  | \$3,695.00  |        | \$3,796.16  | \$3,796.00  |        |            |          |
|    |   | Washington Square Event Fee - Non-Profit                                               |                         | \$1,799.24  | \$1,847.28  | \$1,847.00  |        | \$1,898.08  | \$1,898.00  |        |            |          |
|    |   | Mission Dolores Park Event Fee - Commercial                                            |                         | \$13,494.29 | \$13,854.58 | \$13,855.00 |        | \$14,235.59 | \$14,236.00 |        |            |          |
|    |   | Mission Dolores Park Event Fee - Non-Profit                                            |                         | \$6,747.14  | \$6,927.29  | \$6,927.00  |        | \$7,117.79  | \$7,118.00  |        |            |          |
|    |   | Precita Park Event Fee - Commercial                                                    |                         | \$5,622.62  | \$5,772.74  | \$5,773.00  |        | \$5,931.49  | \$5,931.00  |        |            |          |
|    |   | Precita Park Event Fee - Non-Profit                                                    |                         | \$2,811.31  | \$2,886.37  | \$2,886.00  |        | \$2,965.75  | \$2,966.00  |        |            |          |
|    |   | Event Fee - Other Sites, fee is per person x site capacity                             |                         | \$1.12      | \$1.15      | \$1.00      |        | \$1.19      | \$1.00      |        |            |          |
|    |   | School Outdoor Events - first 4 hours                                                  |                         | \$126.40    | \$129.78    | \$130.00    |        | \$133.35    | \$133.00    |        |            |          |
|    |   | School Outdoor Events - each additional hour                                           |                         | \$31.91     | \$32.76     | \$33.00     |        | \$33.66     | \$34.00     |        |            |          |
|    |   | Athletic Events with requiring a road closure - per participant                        |                         | \$1.23      | \$1.26      | \$1.00      |        | \$1.29      | \$1.00      |        |            |          |
|    |   | Amateur Arts Productions no admission charge - weekday, per day                        |                         | \$190.22    | \$195.29    | \$195.00    |        | \$200.67    | \$201.00    |        |            |          |
|    |   | Amateur Arts Productions no admission charge - weekday, 2 consecutive days             |                         | \$316.62    | \$325.07    | \$325.00    |        | \$334.01    | \$334.00    |        |            |          |
|    |   | Amateur Arts Productions no admission charge - non-holiday weekend, per day            |                         | \$252.80    | \$259.55    | \$260.00    |        | \$266.69    | \$267.00    |        |            |          |
|    |   | Amateur Arts Productions no admission charge - non-holiday weekend, 2 consecutive days |                         | \$443.02    | \$454.85    | \$455.00    |        | \$467.36    | \$467.00    |        |            |          |
|    |   | Amateur Arts Productions no admission charge - holiday weekend, 2 consecutive days     |                         | \$633.24    | \$650.14    | \$650.00    |        | \$668.02    | \$668.00    |        |            |          |
| 12 | C | Film / Video / Photography                                                             | Sec 12.24 Shoot/Filming | < 100%      |             |             | < 100% |             |             | < 100% | 4/3/2003   | Unknown  |
|    |   | Commercial Photography shoots - simple, per day, per site                              |                         | \$252.80    | \$259.55    | \$260.00    |        | \$266.69    | \$267.00    |        | \$200.00   | N/A      |
|    |   | Commercial Photography shoots - large crew, per day, per site, minimum                 |                         | \$633.24    | \$650.14    | \$650.00    |        | \$668.02    | \$668.00    |        | \$500.00   | N/A      |
|    |   | Commercial Filming - documentary, per day, per site                                    |                         | \$252.80    | \$259.55    | \$260.00    |        | \$266.69    | \$267.00    |        |            |          |
|    |   | Commercial Filming - outdoor simple, per day, per site                                 |                         | \$633.24    | \$650.14    | \$650.00    |        | \$668.02    | \$668.00    |        | \$200.00   | N/A      |
|    |   | Commercial Filming - large productions, per day, per site                              |                         | \$1,266.47  | \$1,300.29  | \$1,300.00  |        | \$1,336.04  | \$1,336.00  |        | \$500.00   | N/A      |
|    |   | Commercial Filming - facility property usage, per day, per site minimum                |                         | \$6,333.58  | \$6,502.69  | \$6,503.00  |        | \$6,681.51  | \$6,682.00  |        | \$1,000.00 |          |
| 13 | C | Encroachment Fee - minimum fee                                                         | Sec 12.25 Encroachment  | > 100%      | \$650.14    | \$650.00    | > 100% |             |             | > 100% | \$500.00   | N/A      |

|    |   |                                                                |           |          |          |          |          |          |         |          |          |
|----|---|----------------------------------------------------------------|-----------|----------|----------|----------|----------|----------|---------|----------|----------|
| 14 | C | Harvey Milk Center Rental Rates                                | Sec 12.47 | Rental   | < 100%   |          | < 100%   |          | < 100%  | Unknown  | Unknown  |
|    |   | Room Rental Rates                                              |           |          |          |          |          |          |         |          |          |
|    |   | Group 1 = Museum Sponsored Groups                              |           |          |          |          |          |          |         |          |          |
|    |   | Ball Room                                                      |           | \$35.14  | \$36.08  | \$36.00  | \$37.07  | \$37.00  |         |          |          |
|    |   | Rehearsal Room                                                 |           | \$16.87  | \$17.32  | \$17.00  | \$17.79  | \$18.00  |         |          |          |
|    |   | Exhibit Room                                                   |           | \$14.06  | \$14.43  | \$14.00  | \$14.83  | \$15.00  |         |          |          |
|    |   | Portrait Studio                                                |           | \$21.08  | \$21.65  | \$22.00  | \$22.24  | \$22.00  |         |          |          |
|    |   | Group 2 = Non-Profit Groups                                    |           |          |          |          |          |          |         |          |          |
|    |   | Ball Room                                                      |           | \$70.28  | \$72.16  | \$72.00  | \$74.14  | \$74.00  |         |          |          |
|    |   | Rehearsal Room                                                 |           | \$33.74  | \$34.64  | \$35.00  | \$35.59  | \$36.00  |         |          |          |
|    |   | Exhibit Room                                                   |           | \$28.11  | \$28.86  | \$29.00  | \$29.66  | \$30.00  |         |          |          |
|    |   | Portrait Studio                                                |           | \$42.17  | \$43.30  | \$43.00  | \$44.49  | \$44.00  |         |          |          |
|    |   | Group 3 = Other Groups                                         |           |          |          |          |          |          |         |          |          |
|    |   | Ball Room                                                      |           | \$140.57 | \$144.32 | \$144.00 | \$148.29 | \$148.00 |         |          |          |
|    |   | Rehearsal Room                                                 |           | \$67.47  | \$69.27  | \$69.00  | \$71.18  | \$71.00  |         |          |          |
|    |   | Exhibit Room                                                   |           | \$56.23  | \$57.73  | \$58.00  | \$59.31  | \$59.00  |         |          |          |
|    |   | Portrait Studio                                                |           | \$84.34  | \$86.59  | \$87.00  | \$88.97  | \$89.00  |         |          |          |
| 15 | C | Randall Museum Rental Rates                                    | Sec 12.47 | Rental   | < 100%   |          | < 100%   |          | < 100%  | 07/30/08 | Unknown  |
|    |   | Group 1 = Non profit groups aligned with facility's mission    |           |          |          |          |          |          |         |          |          |
|    |   | Auditorium - fee is per hour                                   |           | \$35.14  | \$36.08  | \$36.00  | \$37.07  | \$37.00  |         |          |          |
|    |   | Buckley or Art Room - fee is per hour                          |           | \$16.87  | \$17.32  | \$17.00  | \$17.79  | \$18.00  |         |          |          |
|    |   | Randall Room - fee is per hour                                 |           | \$14.06  | \$14.43  | \$14.00  | \$14.83  | \$15.00  |         |          |          |
|    |   | Art Studio/Patio - fee is per hour                             |           | \$21.08  | \$21.65  | \$22.00  | \$22.24  | \$22.00  |         |          |          |
|    |   | Terrace Room - fee is per hour                                 |           | \$14.06  | \$14.43  | \$14.00  | \$14.83  | \$15.00  |         |          |          |
|    |   | East Deck - fee is per hour                                    |           | \$21.08  | \$21.65  | \$22.00  | \$22.24  | \$22.00  |         |          |          |
|    |   | Lobby - fee is per hour                                        |           | \$28.11  | \$28.86  | \$29.00  | \$29.66  | \$30.00  |         |          |          |
|    |   | Kitchen - fee is per hour                                      |           | \$14.06  | \$14.43  | \$14.00  | \$14.83  | \$15.00  |         |          |          |
|    |   | Parking Lot - fee is per hour                                  |           | \$14.06  | \$14.43  | \$14.00  | \$14.83  | \$15.00  |         |          |          |
|    |   | Group 2 = Non-profit groups not aligned with Randall's mission |           |          |          |          |          |          |         |          |          |
|    |   | Auditorium - fee is per hour                                   |           | \$70.28  | \$72.16  | \$72.00  | \$74.14  | \$74.00  |         |          |          |
|    |   | Buckley or Art Room - fee is per hour                          |           | \$33.74  | \$34.64  | \$35.00  | \$35.59  | \$36.00  |         |          |          |
|    |   | Randall Room - fee is per hour                                 |           | \$28.11  | \$28.86  | \$29.00  | \$29.66  | \$30.00  |         |          |          |
|    |   | Art Studio/Patio - fee is per hour                             |           | \$42.17  | \$43.30  | \$43.00  | \$44.49  | \$44.00  |         |          |          |
|    |   | Terrace Room - fee is per hour                                 |           | \$28.11  | \$28.86  | \$29.00  | \$29.66  | \$30.00  |         |          |          |
|    |   | East Deck - fee is per hour                                    |           | \$42.17  | \$43.30  | \$43.00  | \$44.49  | \$44.00  |         |          |          |
|    |   | Lobby - fee is per hour                                        |           | \$56.23  | \$57.73  | \$58.00  | \$59.31  | \$59.00  |         |          |          |
|    |   | Kitchen - fee is per hour                                      |           | \$28.11  | \$28.86  | \$29.00  | \$29.66  | \$30.00  |         |          |          |
|    |   | Parking Lot - fee is per hour                                  |           | \$14.06  | \$14.43  | \$14.00  | \$14.83  | \$15.00  |         |          |          |
|    |   | Group 3 = Private Groups                                       |           |          |          |          |          |          |         |          |          |
|    |   | Auditorium - fee is per hour                                   |           | \$140.57 | \$144.32 | \$144.00 | \$148.29 | \$148.00 |         |          |          |
|    |   | Buckley or Art Room - fee is per hour                          |           | \$67.47  | \$69.27  | \$69.00  | \$71.18  | \$71.00  |         |          |          |
|    |   | Randall Room - fee is per hour                                 |           | \$56.23  | \$57.73  | \$58.00  | \$59.31  | \$59.00  |         |          |          |
|    |   | Art Studio/Patio - fee is per hour                             |           | \$84.34  | \$86.59  | \$87.00  | \$88.97  | \$89.00  |         |          |          |
|    |   | Terrace Room - fee is per hour                                 |           | \$56.23  | \$57.73  | \$58.00  | \$59.31  | \$59.00  |         |          |          |
|    |   | East Deck - fee is per hour                                    |           | \$84.34  | \$86.59  | \$87.00  | \$88.97  | \$89.00  |         |          |          |
|    |   | Lobby - fee is per hour                                        |           | \$112.45 | \$115.45 | \$115.00 | \$118.63 | \$119.00 |         |          |          |
|    |   | Kitchen - fee is per hour                                      |           | \$56.23  | \$57.73  | \$58.00  | \$59.31  | \$59.00  |         |          |          |
|    |   | Parking Lot - fee is per hour                                  |           | \$14.06  | \$14.43  | \$14.00  | \$14.83  | \$15.00  |         |          |          |
| 16 | C | Swimming Pool Entry Fees                                       | Sec 12.40 | Entry    | < 100%   |          | < 100%   |          | < 100%  | 07/15/09 | 07/30/08 |
|    |   | Toddler (ages 0-4)                                             |           | Free     | Free     | Free     | Free     | Free     |         |          |          |
|    |   | Children - (5-17)                                              |           |          |          |          |          | \$0.00   |         |          |          |
|    |   | Children Admission - Rec swim and Lap swim                     |           | \$1.12   | \$1.15   | \$1.00   | \$1.19   | \$1.00   | \$1.00  | \$1.00   | \$0.50   |
|    |   | Monthly Pass - not including lessons                           |           | \$17.99  | \$18.47  | \$18.00  | \$18.98  | \$19.00  | \$15.00 |          | N/A      |
|    |   | Summer Pass                                                    |           | \$22.49  | \$23.09  | \$23.00  | \$23.73  | \$24.00  |         |          |          |
|    |   | Yearly Swim Pass                                               |           | \$191.13 | \$196.23 | \$196.00 | \$201.63 | \$202.00 |         |          |          |
|    |   | Water Exercise - fee is per 10-session pack                    |           | \$22.49  | \$23.09  | \$23.00  | \$23.73  | \$24.00  | \$50.00 |          | N/A      |

|                                                                                           |          |          |          |          |          |          |                                                  |  |  |
|-------------------------------------------------------------------------------------------|----------|----------|----------|----------|----------|----------|--------------------------------------------------|--|--|
| <b>Adult - (18-55)</b>                                                                    |          |          |          |          |          |          |                                                  |  |  |
| Adult Admission - Recreation Swim and Lap Swim                                            | \$5.62   | \$5.77   | \$6.00   | \$5.93   | \$6.00   | \$4.00   | \$3.00                                           |  |  |
| Water Exercise                                                                            | \$7.87   | \$8.08   | \$8.00   | \$8.30   | \$8.00   | \$50.00  | N/A                                              |  |  |
| Monthly Swim Pass (not including lessons)                                                 | \$74.20  | \$76.18  | \$78.00  | \$78.28  | \$78.00  | \$35.00  | N/A                                              |  |  |
| Recreation Swim Scrip Ticket for 10 Sessions                                              | \$50.59  | \$51.94  | \$52.00  | \$53.37  | \$53.00  | \$34.00  | \$28.00                                          |  |  |
| Yearly Swim Pass                                                                          | \$674.58 | \$692.59 | \$693.00 | \$711.64 | \$712.00 |          |                                                  |  |  |
| Water Exercise Scrip Ticket - 10 sessions                                                 | \$67.46  | \$69.26  | \$69.00  | \$71.16  | \$71.00  | \$4.00   | N/A                                              |  |  |
| <b>Seniors</b>                                                                            |          |          |          |          |          | \$20.00  | \$15.00                                          |  |  |
| Senior Admission - Recreation swim and Lap swim                                           | \$4.50   | \$4.62   | \$5.00   | \$4.75   | \$5.00   |          |                                                  |  |  |
| Monthly Swim Pass (not including lessons)                                                 | \$39.36  | \$40.41  | \$40.00  | \$41.52  | \$42.00  |          |                                                  |  |  |
| Recreation Swim Scrip Ticket for 10 Sessions                                              | \$23.62  | \$24.25  | \$24.00  | \$24.91  | \$25.00  |          |                                                  |  |  |
| Yearly Swim Pass                                                                          | \$449.72 | \$461.73 | \$462.00 | \$474.42 | \$474.00 | \$60.00  | N/A                                              |  |  |
| Water Exercise Scrip Ticket - 10 sessions                                                 | \$34.86  | \$35.79  | \$36.00  | \$36.78  | \$37.00  | \$100.00 | N/A                                              |  |  |
| <b>Economic Need</b>                                                                      |          |          |          |          |          |          |                                                  |  |  |
| Monthly Swim Pass (not including lessons)                                                 | \$41.61  | \$42.72  | \$43.00  | \$43.89  | \$44.00  | \$50.00  | N/A                                              |  |  |
| Recreation Swim Scrip Ticket for 10 Sessions                                              | \$23.62  | \$24.25  | \$24.00  | \$24.91  | \$25.00  |          |                                                  |  |  |
| Yearly Swim Pass                                                                          | \$449.72 | \$461.73 | \$462.00 | \$474.42 | \$474.00 |          |                                                  |  |  |
| Water Exercise Scrip Ticket - 10 sessions                                                 | \$34.86  | \$35.79  | \$36.00  | \$36.78  | \$37.00  | \$10.00  | N/A                                              |  |  |
| <b>Lessons</b>                                                                            |          |          |          |          |          |          |                                                  |  |  |
| Preschool/Tiny Tots (with parent), fee is for 10 weeks/10 Sessions                        | \$59.60  | \$61.19  | \$61.00  | \$62.87  | \$63.00  |          |                                                  |  |  |
| Youth 6 years / 48" inch 30 min, fee is for 10 weeks/10 Sessions                          | \$28.11  | \$28.86  | \$29.00  | \$29.65  | \$30.00  |          |                                                  |  |  |
| Youth 6 years / 48" inch 40 min, fee is for 10 weeks/10 Sessions                          | \$47.22  | \$48.48  | \$48.00  | \$49.81  | \$50.00  |          |                                                  |  |  |
| Adult, fee is for 10 weeks/10 Sessions                                                    | \$75.34  | \$77.35  | \$77.00  | \$79.48  | \$79.00  |          |                                                  |  |  |
| Water Fitness (all ages) one class                                                        | \$7.87   | \$8.08   | \$8.00   | \$8.30   | \$8.00   |          |                                                  |  |  |
| Semi-private (2-3 students per instructor) 5 classes/30 min                               | \$118.08 | \$121.23 | \$121.00 | \$124.56 | \$125.00 |          |                                                  |  |  |
| Private 5 classes/30 min                                                                  | \$179.92 | \$184.73 | \$185.00 | \$189.81 | \$190.00 | \$50.00  | N/A                                              |  |  |
| Pre-Competitive Swim Teams 10 classes/60 min                                              | \$56.23  | \$57.73  | \$58.00  | \$59.31  | \$59.00  | \$100.00 | N/A                                              |  |  |
| <b>Classes - fees do not included the cost of material or certification costs</b>         |          |          |          |          |          |          |                                                  |  |  |
| CPR                                                                                       | \$70.85  | \$72.74  | \$73.00  | \$74.74  | \$75.00  |          |                                                  |  |  |
| First Aid                                                                                 | \$59.60  | \$61.19  | \$61.00  | \$62.87  | \$63.00  | \$20.00  | \$0.00                                           |  |  |
| Lifeguard Training                                                                        | \$118.08 | \$121.23 | \$121.00 | \$124.56 | \$125.00 | \$40.00  | basic entry fee or upwards of \$60 for two hours |  |  |
| Lifeguard Training - Challenge                                                            | \$56.23  | \$57.73  | \$58.00  | \$59.31  | \$59.00  |          |                                                  |  |  |
| Pet First Aid                                                                             | \$41.61  | \$42.72  | \$43.00  | \$43.89  | \$44.00  |          |                                                  |  |  |
| Stroke Clinic                                                                             | \$140.57 | \$144.32 | \$144.00 | \$148.29 | \$148.00 |          |                                                  |  |  |
| Title-22                                                                                  | \$118.08 | \$121.23 | \$121.00 | \$124.56 | \$125.00 | \$50.00  | N/A                                              |  |  |
| Water Safety Instructor                                                                   | \$118.08 | \$121.23 | \$121.00 | \$124.56 | \$125.00 |          |                                                  |  |  |
| <b>Age Group/Masters/Marionettes swim teams</b>                                           |          |          |          |          |          |          |                                                  |  |  |
| MOU + Age Group Teams/Marionettes - per hour                                              | \$26.99  | \$27.71  | \$28.00  | \$28.47  | \$28.00  |          |                                                  |  |  |
| MOU Master Swim Teams - per hour                                                          | \$51.73  | \$53.11  | \$53.00  | \$54.57  | \$55.00  |          |                                                  |  |  |
| MOU Additional Lanes                                                                      | \$6.75   | \$6.93   | \$7.00   | \$7.12   | \$7.00   |          |                                                  |  |  |
| Pool Rentals per hour                                                                     | \$106.81 | \$109.66 | \$110.00 | \$112.68 | \$113.00 |          |                                                  |  |  |
| Pool Rentals per lane per hour                                                            | \$22.49  | \$23.09  | \$23.00  | \$23.72  | \$24.00  |          |                                                  |  |  |
| <b>Pool Rental - Special Event</b>                                                        |          |          |          |          |          |          |                                                  |  |  |
| Special Events 1-20 people, fee is per hour, two(2) hour minimum                          | \$196.75 | \$202.01 | \$202.00 | \$207.56 | \$208.00 |          |                                                  |  |  |
| Special Event - every additional 10 People, fee is per hour, two(2) hour minimum          | \$56.21  | \$57.72  | \$58.00  | \$59.30  | \$59.00  |          |                                                  |  |  |
| <b>Birthday Pool Package</b>                                                              |          |          |          |          |          |          |                                                  |  |  |
| Birthday Package- MLK or Sava Pool, 1-20 Residents                                        | \$354.15 | \$363.61 | \$364.00 | \$373.61 | \$374.00 |          |                                                  |  |  |
| Birthday Package- MLK or Sava Pool 1-20, Non-Residents                                    | \$466.58 | \$479.04 | \$479.00 | \$492.22 | \$492.00 |          |                                                  |  |  |
| Birthday Package- Hamilton Pool 1-20 People Residents                                     | \$449.72 | \$461.73 | \$462.00 | \$474.42 | \$474.00 |          |                                                  |  |  |
| Birthday Package- Hamilton Pool 1-20 People Non-Residents                                 | \$618.36 | \$634.87 | \$635.00 | \$652.33 | \$652.00 |          |                                                  |  |  |
| Birthday Package- Hamilton Pool- each additional participant                              | \$19.11  | \$19.62  | \$20.00  | \$20.16  | \$20.00  |          |                                                  |  |  |
| Birthday Package- Hamilton Pool with Rec Director Activities- Resident                    | \$618.36 | \$634.87 | \$635.00 | \$652.33 | \$652.00 |          |                                                  |  |  |
| Birthday Package- Hamilton Pool with Rec Director Activities- Non-Resident                | \$730.79 | \$750.31 | \$750.00 | \$770.94 | \$771.00 |          |                                                  |  |  |
| Birthday Package- Hamilton Pool with Rec Director Activities- each additional participant | \$24.73  | \$25.39  | \$25.00  | \$26.09  | \$26.00  |          |                                                  |  |  |



|    |   |                                                                                                                                               |                                 |            |             |        |             |          |        |             |          |        |           |          |
|----|---|-----------------------------------------------------------------------------------------------------------------------------------------------|---------------------------------|------------|-------------|--------|-------------|----------|--------|-------------|----------|--------|-----------|----------|
| 17 | C | Summer Day Camp                                                                                                                               | Sec 12.15                       | Enrollment |             | < 100% |             |          | < 100% |             |          | < 100% | 7/15/2009 | 5/30/03  |
|    |   | Standard - Resident                                                                                                                           |                                 |            | \$129.25    |        | \$132.70    | \$133.00 |        | \$136.35    | \$136.00 |        |           |          |
|    |   | Standard - Non-resident                                                                                                                       |                                 |            | \$188.75    |        | \$193.79    | \$194.00 |        | \$199.12    | \$199.00 |        |           |          |
|    |   | Specialty Camps - Resident                                                                                                                    |                                 |            | \$258.50    |        | \$265.40    | \$265.00 |        | \$272.70    | \$273.00 |        |           |          |
|    |   | Specialty Camps - Non-resident                                                                                                                |                                 |            | \$377.49    |        | \$387.57    | \$388.00 |        | \$398.23    | \$398.00 |        |           |          |
|    |   | Tennis Camps - Resident                                                                                                                       |                                 |            | \$215.42    |        | \$221.17    | \$221.00 |        | \$227.25    | \$227.00 |        |           |          |
|    |   | Harvey Milk Center - Resident                                                                                                                 |                                 |            | \$197.98    |        | \$203.27    | \$203.00 |        | \$208.86    | \$209.00 |        |           |          |
|    |   | Randall Museum Day Camps                                                                                                                      |                                 |            | \$219.24    |        | \$225.09    | \$225.00 |        | \$231.28    | \$231.00 |        |           |          |
|    |   | Randall Museum Mather Youth Camp 5 days - Resident                                                                                            |                                 |            | \$300.66    |        | \$308.69    | \$309.00 |        | \$317.18    | \$317.00 |        |           |          |
|    |   | Randall Museum Mather Youth Camp 5 days - Non-resident                                                                                        |                                 |            | \$440.57    |        | \$452.33    | \$452.00 |        | \$464.77    | \$465.00 |        |           |          |
| 18 | C | Sharon Art Studio Classes Fees                                                                                                                | Sec 12.27                       | Class      |             | < 100% |             |          | < 100% |             |          | < 100% | 4/3/03    | Unknown  |
|    |   | Adults - Ceramics Class                                                                                                                       |                                 |            | \$188.99    |        | \$194.03    | \$194.00 |        | \$199.37    | \$199.00 |        | \$149.00  | \$124.00 |
|    |   | Adults - Glass Class                                                                                                                          |                                 |            | \$136.22    |        | \$139.86    | \$140.00 |        | \$143.70    | \$144.00 |        | \$108.00  | \$90.00  |
|    |   | Adults - Jewelry-General Class                                                                                                                |                                 |            | \$136.22    |        | \$139.86    | \$140.00 |        | \$143.70    | \$144.00 |        | \$108.00  | \$90.00  |
|    |   | Adults - Jewelry-Enamel Class                                                                                                                 |                                 |            | \$108.71    |        | \$111.61    | \$112.00 |        | \$114.68    | \$115.00 |        | \$84.00   | \$70.00  |
|    |   | Adults - Drawing-General Class                                                                                                                |                                 |            | \$99.40     |        | \$102.06    | \$102.00 |        | \$104.86    | \$105.00 |        | \$78.00   | \$65.00  |
|    |   | Adults - Mosaics Class                                                                                                                        |                                 |            | \$76.09     |        | \$78.12     | \$78.00  |        | \$80.27     | \$80.00  |        | \$60.00   | \$50.00  |
|    |   | Adults - Life Drawing                                                                                                                         |                                 |            | \$61.36     |        | \$63.00     | \$63.00  |        | \$64.73     | \$65.00  |        | \$48.00   | \$40.00  |
| 19 | C | Randall Museum Classes                                                                                                                        | Commission Resolution No. 15629 | Class      |             |        |             |          |        |             |          |        |           |          |
|    |   | Ongoing 6 - 10 week classes for Kids (Fee is multiplied by the numbers of hours the class meets each week * number of weeks the class runs)   |                                 |            | \$2.50      |        | \$2.50      |          |        | \$2.50      |          |        |           |          |
|    |   | Ongoing 6 - 10 week classes for Adults (Fee is multiplied by the numbers of hours the class meets each week * number of weeks the class runs) |                                 |            | \$3.00      |        | \$3.00      |          |        | \$3.00      |          |        |           |          |
|    |   | Ongoing 6 - 10 week classes for Kids - Class Materials Fee                                                                                    |                                 |            | \$2 - \$5   |        | \$2 - \$5   |          |        | \$2 - \$5   |          |        |           |          |
|    |   | Ongoing 6 - 10 week classes for Adults - Class Materials Fee                                                                                  |                                 |            | \$3 - \$10  |        | \$3 - \$10  |          |        | \$3 - \$10  |          |        |           |          |
|    |   | Saturday Drop-in Classes per person fee                                                                                                       |                                 |            | \$3.00      |        | \$3.00      |          |        | \$3.00      |          |        |           |          |
|    |   | Saturday Drop-in Classes per parent/child pair fee                                                                                            |                                 |            | \$5.00      |        | \$5.00      |          |        | \$5.00      |          |        |           |          |
|    |   | Holiday Break Classes (2 hours)                                                                                                               |                                 |            | \$7 - \$10  |        | \$7 - \$10  |          |        | \$7 - \$10  |          |        |           |          |
|    |   | Family Field Trips (2-4 hours) per person fee                                                                                                 |                                 |            | \$2 to \$15 |        | \$2 to \$15 |          |        | \$2 to \$15 |          |        |           |          |
|    |   | School Field Trip Programs                                                                                                                    |                                 |            | \$55.00     |        | \$55.00     |          |        | \$55.00     |          |        |           |          |

PROGRAM - NEIGHBORHOOD SERVICES

FY 2014-15

Fiscal Year 2015-16

Fiscal Year 2016-17

| Item | Status | Description                                                | Code      | Unit Basis (e.g. per sq. ft.) | Fee     | Cost Recovery | Fee     | Rounded Fee | Estimated Recovery | Fee     | Rounded Fee | Estimated Recovery | Fiscal Year of Last Increase | Fee Prior to Last Increase |
|------|--------|------------------------------------------------------------|-----------|-------------------------------|---------|---------------|---------|-------------|--------------------|---------|-------------|--------------------|------------------------------|----------------------------|
| 1    | C      | Latchkey & Afterschool Programs                            | Sec 12.30 | Students                      |         | < 100%        |         |             | < 100%             |         |             | < 100%             | 5/30/2003                    | Unknown                    |
|      |        | School year, M-F, per day (changed from per month in 2009) |           |                               | \$4.05  |               | \$4.16  | \$4.00      |                    | \$4.27  | \$4.00      |                    |                              |                            |
| 2    | C      | Tiny Tots Program                                          | Sec 12.39 | Enrollment                    |         | < 100%        |         |             | < 100%             |         |             | < 100%             | 07/29/05                     | Unknown                    |
|      |        | Traditional Tiny Tots - fee is for 10-visit pack           |           |                               | \$36.82 |               | \$37.80 | \$38.00     |                    | \$38.84 | \$39.00     |                    | \$30.00                      |                            |
|      |        | Play Groups - fee for drop in                              |           |                               | \$3.68  |               | \$3.78  | \$4.00      |                    | \$3.88  | \$4.00      |                    | \$3.00                       |                            |
|      |        | Play Groups - fee for 10-visit pack                        |           |                               | \$24.54 |               | \$25.20 | \$25.00     |                    | \$25.89 | \$26.00     |                    | \$20.00                      |                            |
|      |        | Kids' Gym - fee for drop in                                |           |                               | \$4.91  |               | \$5.04  | \$5.00      |                    | \$5.18  | \$5.00      |                    | \$4.00                       |                            |
|      |        | Kids' Gym - fee for 10-visit pack                          |           |                               | \$36.82 |               | \$37.80 | \$38.00     |                    | \$38.84 | \$39.00     |                    | \$30.00                      |                            |
|      |        | Arts and Crafts - fee for drop in                          |           |                               | \$4.91  |               | \$5.04  | \$5.00      |                    | \$5.18  | \$5.00      |                    | \$4.00                       |                            |
|      |        | Arts and Crafts - fee for 10-visit pack                    |           |                               | \$36.82 |               | \$37.80 | \$38.00     |                    | \$38.84 | \$39.00     |                    | \$30.00                      |                            |
|      |        | Special Programs - fee for drop in                         |           |                               | \$3.68  |               | \$3.78  | \$4.00      |                    | \$3.88  | \$4.00      |                    | \$3.00                       |                            |
|      |        | Special Programs - fee for 10-visit pack                   |           |                               | \$24.54 |               | \$25.20 | \$25.00     |                    | \$25.89 | \$26.00     |                    | \$20.00                      |                            |

|                                                                                                                                                                                                                                                                                                                                                                                         |   |                                                                                                       |           |            |          |        |          |          |        |          |          |        |          |          |
|-----------------------------------------------------------------------------------------------------------------------------------------------------------------------------------------------------------------------------------------------------------------------------------------------------------------------------------------------------------------------------------------|---|-------------------------------------------------------------------------------------------------------|-----------|------------|----------|--------|----------|----------|--------|----------|----------|--------|----------|----------|
| 3                                                                                                                                                                                                                                                                                                                                                                                       | C | Recreation Program Fees                                                                               | Sec 12.44 | Enrollment |          | < 100% |          |          | < 100% |          |          | < 100% | 08/03/07 | Unknown  |
|                                                                                                                                                                                                                                                                                                                                                                                         |   | Level 1 Step 1                                                                                        |           |            | \$0.29   |        | \$0.30   | \$0.00   |        | \$0.31   | \$0.00   |        |          |          |
|                                                                                                                                                                                                                                                                                                                                                                                         |   | Level 1 Step 2                                                                                        |           |            | \$0.58   |        | \$0.60   | \$1.00   |        | \$0.62   | \$1.00   |        |          |          |
|                                                                                                                                                                                                                                                                                                                                                                                         |   | Level 1 Step 3                                                                                        |           |            | \$0.88   |        | \$0.90   | \$1.00   |        | \$0.92   | \$1.00   |        |          |          |
|                                                                                                                                                                                                                                                                                                                                                                                         |   | Level 1 Step 4                                                                                        |           |            | \$1.17   |        | \$1.20   | \$1.00   |        | \$1.23   | \$1.00   |        |          |          |
|                                                                                                                                                                                                                                                                                                                                                                                         |   | Level 1 Step 5                                                                                        |           |            | \$1.46   |        | \$1.50   | \$1.00   |        | \$1.54   | \$2.00   |        |          |          |
|                                                                                                                                                                                                                                                                                                                                                                                         |   | Level 2 Step 1                                                                                        |           |            | \$1.75   |        | \$1.80   | \$2.00   |        | \$1.85   | \$2.00   |        |          |          |
|                                                                                                                                                                                                                                                                                                                                                                                         |   | Level 2 Step 2                                                                                        |           |            | \$2.04   |        | \$2.10   | \$2.00   |        | \$2.16   | \$2.00   |        |          |          |
|                                                                                                                                                                                                                                                                                                                                                                                         |   | Level 2 Step 3                                                                                        |           |            | \$2.34   |        | \$2.40   | \$2.00   |        | \$2.46   | \$2.00   |        |          |          |
|                                                                                                                                                                                                                                                                                                                                                                                         |   | Level 2 Step 4                                                                                        |           |            | \$2.63   |        | \$2.70   | \$3.00   |        | \$2.77   | \$3.00   |        |          |          |
|                                                                                                                                                                                                                                                                                                                                                                                         |   | Level 2 Step 5                                                                                        |           |            | \$3.50   |        | \$3.60   | \$4.00   |        | \$3.70   | \$4.00   |        |          |          |
|                                                                                                                                                                                                                                                                                                                                                                                         |   | Level 3 Step 1                                                                                        |           |            | \$4.67   |        | \$4.80   | \$5.00   |        | \$4.93   | \$5.00   |        |          |          |
|                                                                                                                                                                                                                                                                                                                                                                                         |   | Level 3 Step 2                                                                                        |           |            | \$5.84   |        | \$5.99   | \$6.00   |        | \$6.16   | \$6.00   |        |          |          |
|                                                                                                                                                                                                                                                                                                                                                                                         |   | Level 3 Step 3                                                                                        |           |            | \$7.01   |        | \$7.19   | \$7.00   |        | \$7.39   | \$7.00   |        |          |          |
|                                                                                                                                                                                                                                                                                                                                                                                         |   | Level 3 Step 4                                                                                        |           |            | \$8.17   |        | \$8.39   | \$8.00   |        | \$8.62   | \$9.00   |        |          |          |
|                                                                                                                                                                                                                                                                                                                                                                                         |   | Level 3 Step 5                                                                                        |           |            | \$9.34   |        | \$9.59   | \$10.00  |        | \$9.85   | \$10.00  |        |          |          |
|                                                                                                                                                                                                                                                                                                                                                                                         |   | Level 4 Step 1                                                                                        |           |            | \$14.01  |        | \$14.39  | \$14.00  |        | \$14.78  | \$15.00  |        |          |          |
|                                                                                                                                                                                                                                                                                                                                                                                         |   | Level 4 Step 2                                                                                        |           |            | \$18.68  |        | \$19.18  | \$19.00  |        | \$19.71  | \$20.00  |        |          |          |
|                                                                                                                                                                                                                                                                                                                                                                                         |   | Level 4 Step 3                                                                                        |           |            | \$23.35  |        | \$23.98  | \$24.00  |        | \$24.64  | \$25.00  |        |          |          |
|                                                                                                                                                                                                                                                                                                                                                                                         |   | Level 4 Step 4                                                                                        |           |            | \$28.02  |        | \$28.77  | \$29.00  |        | \$29.56  | \$30.00  |        |          |          |
|                                                                                                                                                                                                                                                                                                                                                                                         |   | Level 4 Step 5                                                                                        |           |            | \$32.70  |        | \$33.57  | \$34.00  |        | \$34.49  | \$34.00  |        |          |          |
| 4                                                                                                                                                                                                                                                                                                                                                                                       | C | Reservation Administrative Fees                                                                       | Sec 12.45 | Fee        |          | < 100% |          |          | < 100% |          |          | < 100% | 07/30/08 | 08/03/07 |
|                                                                                                                                                                                                                                                                                                                                                                                         |   | Refund processing fee, or 20% of the fee, whichever is greater                                        |           |            | \$11.68  |        | \$11.99  | \$12.00  |        | \$12.32  | \$12.00  |        |          |          |
|                                                                                                                                                                                                                                                                                                                                                                                         |   | Program withdrawal fee, or 20% of the fee, whichever is greater                                       |           |            | \$11.68  |        | \$11.99  | \$12.00  |        | \$12.32  | \$12.00  |        |          |          |
|                                                                                                                                                                                                                                                                                                                                                                                         |   | Cancellation fee, or 20% of fee, whichever is greater for cancellation of facility rental reservation |           |            | \$23.35  |        | \$23.98  | \$24.00  |        | \$24.64  | \$25.00  |        |          |          |
|                                                                                                                                                                                                                                                                                                                                                                                         |   | Application fee for special event, non-refundable                                                     |           |            | \$58.39  |        | \$59.94  | \$60.00  |        | \$61.59  | \$62.00  |        |          |          |
|                                                                                                                                                                                                                                                                                                                                                                                         |   | Cancellation or reschedule of Athletic Field Permit                                                   |           |            | \$28.11  |        | \$28.86  | \$29.00  |        | \$29.66  | \$30.00  |        |          |          |
| 5                                                                                                                                                                                                                                                                                                                                                                                       | C | Athletic Leagues - Public Benefit Prog.                                                               | Sec 12.48 | Enrollment |          | < 100% |          |          | < 100% |          |          | < 100% | 07/30/08 | Unknown  |
|                                                                                                                                                                                                                                                                                                                                                                                         |   | Public Benefit Youth (Min)                                                                            |           |            | \$11.25  |        | \$11.55  | \$12.00  |        | \$11.86  | \$12.00  |        |          |          |
|                                                                                                                                                                                                                                                                                                                                                                                         |   | Public Benefit Youth (Max)                                                                            |           |            | \$28.11  |        | \$28.86  | \$29.00  |        | \$29.66  | \$30.00  |        |          |          |
|                                                                                                                                                                                                                                                                                                                                                                                         |   | Public Benefit Adult (Min)                                                                            |           |            | \$33.74  |        | \$34.64  | \$35.00  |        | \$35.59  | \$36.00  |        |          |          |
|                                                                                                                                                                                                                                                                                                                                                                                         |   | Public Benefit Adult (Max)                                                                            |           |            | \$56.23  |        | \$57.73  | \$58.00  |        | \$59.31  | \$59.00  |        |          |          |
|                                                                                                                                                                                                                                                                                                                                                                                         |   | Revenue Program Youth (Min)                                                                           |           |            | \$28.11  |        | \$28.86  | \$29.00  |        | \$29.66  | \$30.00  |        |          |          |
|                                                                                                                                                                                                                                                                                                                                                                                         |   | Revenue Program Youth (Max)                                                                           |           |            | \$56.23  |        | \$57.73  | \$58.00  |        | \$59.31  | \$59.00  |        |          |          |
|                                                                                                                                                                                                                                                                                                                                                                                         |   | Revenue Program Adult (Min)                                                                           |           |            | \$56.23  |        | \$57.73  | \$58.00  |        | \$59.31  | \$59.00  |        |          |          |
|                                                                                                                                                                                                                                                                                                                                                                                         |   | Revenue Program Adult (Max)                                                                           |           |            | \$78.72  |        | \$80.82  | \$81.00  |        | \$83.04  | \$83.00  |        |          |          |
|                                                                                                                                                                                                                                                                                                                                                                                         |   | For Profit Program Youth (Min)                                                                        |           |            | \$61.85  |        | \$63.50  | \$64.00  |        | \$65.25  | \$65.00  |        |          |          |
|                                                                                                                                                                                                                                                                                                                                                                                         |   | For Profit Program Youth (Max)                                                                        |           |            | \$95.58  |        | \$98.14  | \$98.00  |        | \$100.84 | \$101.00 |        |          |          |
|                                                                                                                                                                                                                                                                                                                                                                                         |   | For Profit Program Adult (Min)                                                                        |           |            | \$95.58  |        | \$98.14  | \$98.00  |        | \$100.84 | \$101.00 |        |          |          |
|                                                                                                                                                                                                                                                                                                                                                                                         |   | For Profit Program Adult (Max)                                                                        |           |            | \$112.45 |        | \$115.45 | \$115.00 |        | \$118.63 | \$119.00 |        |          |          |
|                                                                                                                                                                                                                                                                                                                                                                                         |   | Leagues Futsal Youth                                                                                  |           |            | \$281.13 |        | \$288.64 | \$289.00 |        | \$296.57 | \$297.00 |        |          |          |
|                                                                                                                                                                                                                                                                                                                                                                                         |   | Leagues Futsal Adult                                                                                  |           |            | \$506.04 |        | \$519.55 | \$520.00 |        | \$533.83 | \$534.00 |        |          |          |
|                                                                                                                                                                                                                                                                                                                                                                                         |   | Leagues 7 a side Soccer Youth                                                                         |           |            | \$281.13 |        | \$288.64 | \$289.00 |        | \$296.57 | \$297.00 |        |          |          |
|                                                                                                                                                                                                                                                                                                                                                                                         |   | Leagues 7 a side Soccer Adult                                                                         |           |            | \$506.04 |        | \$519.55 | \$520.00 |        | \$533.83 | \$534.00 |        |          |          |
|                                                                                                                                                                                                                                                                                                                                                                                         |   | Leagues Women's Volleyball Adult Youth                                                                |           |            | \$348.60 |        | \$357.91 | \$358.00 |        | \$367.75 | \$368.00 |        |          |          |
|                                                                                                                                                                                                                                                                                                                                                                                         |   | Leagues Women's Basketball Adult Youth                                                                |           |            | \$562.26 |        | \$577.27 | \$577.00 |        | \$593.15 | \$593.00 |        |          |          |
| <p>Note: The Rec &amp; Park Commission is authorized to establish SF residing families who meet low income eligibility. To satisfy income limit requirements, the applicant's household annual income levels must be at or lower than the amounts below: Family of 2 - \$27,450, Family of 3 - \$30,850, Family of 4 - \$34,300, Family of 5 - \$37,050, and Family of 6 - \$39,800</p> |   |                                                                                                       |           |            |          |        |          |          |        |          |          |        |          |          |

| PROGRAM - CAMP MATHER |        | FY 2014-15                                                                                                       |            |                                 | Fiscal Year 2015-16                     |               |                                         | Fiscal Year 2016-17 |                    |                                         | Fiscal Year of Last Increase | Fee Prior to Last Increase |                                            |                            |
|-----------------------|--------|------------------------------------------------------------------------------------------------------------------|------------|---------------------------------|-----------------------------------------|---------------|-----------------------------------------|---------------------|--------------------|-----------------------------------------|------------------------------|----------------------------|--------------------------------------------|----------------------------|
| Item                  | Status | Description                                                                                                      | Code       | Unit Basis (e.g., per sq. ft./) | Fee                                     | Cost Recovery | Fee                                     | Rounded Fee         | Estimated Recovery | Fee                                     | Rounded Fee                  | Estimated Recovery         | Fiscal Year of Last Increase               | Fee Prior to Last Increase |
| 1                     | C      | <b>Camp Mather Fees</b>                                                                                          | Sec 12.01a | Reservation                     |                                         | < 100%        |                                         |                     | < 100%             |                                         |                              | < 100%                     | 07/21/06                                   | 04/01/05                   |
|                       |        | <b>San Francisco Residents</b>                                                                                   |            |                                 |                                         |               |                                         |                     |                    |                                         |                              |                            |                                            |                            |
|                       |        | 2 Person Cabin Size - Weekly Rate                                                                                |            |                                 | \$465.11                                |               | \$477.53                                | \$478.00            |                    | \$490.66                                | \$491.00                     |                            | \$413.00                                   | \$303.00                   |
|                       |        | 2 Person Cabin Size - Nightly Rate                                                                               |            |                                 | \$84.68                                 |               | \$86.94                                 | \$87.00             |                    | \$89.33                                 | \$89.00                      |                            | \$76.00                                    | \$55.00                    |
|                       |        | 3 Person Cabin Size - Weekly Rate                                                                                |            |                                 | \$630.78                                |               | \$647.82                                | \$648.00            |                    | \$665.43                                | \$665.00                     |                            | \$581.00                                   | \$411.00                   |
|                       |        | 3 Person Cabin Size - Nightly Rate                                                                               |            |                                 | \$111.68                                |               | \$114.65                                | \$115.00            |                    | \$117.81                                | \$118.00                     |                            | \$100.00                                   | \$73.00                    |
|                       |        | 4 Person Cabin Size - Weekly Rate                                                                                |            |                                 | \$779.27                                |               | \$800.08                                | \$800.00            |                    | \$822.08                                | \$822.00                     |                            | \$692.00                                   | \$508.00                   |
|                       |        | 4 Person Cabin Size - Nightly Rate                                                                               |            |                                 | \$139.90                                |               | \$143.64                                | \$144.00            |                    | \$147.59                                | \$148.00                     |                            | \$125.00                                   | \$91.00                    |
|                       |        | 5 Person Cabin Size - Weekly Rate                                                                                |            |                                 | \$909.36                                |               | \$933.64                                | \$934.00            |                    | \$959.31                                | \$959.00                     |                            | \$809.00                                   | \$593.00                   |
|                       |        | 5 Person Cabin Size - Nightly Rate                                                                               |            |                                 | \$166.90                                |               | \$171.36                                | \$171.00            |                    | \$176.07                                | \$176.00                     |                            | \$148.00                                   | \$109.00                   |
|                       |        | 6 Person Cabin Size - Weekly Rate                                                                                |            |                                 | \$1,021.03                              |               | \$1,048.29                              | \$1,048.00          |                    | \$1,077.12                              | \$1,077.00                   |                            | \$907.00                                   | \$666.00                   |
|                       |        | 6 Person Cabin Size - Nightly Rate                                                                               |            |                                 | \$203.72                                |               | \$209.15                                | \$209.00            |                    | \$214.91                                | \$215.00                     |                            | \$181.00                                   | \$133.00                   |
|                       |        | 4 Person Tent Size - Weekly Rate                                                                                 |            |                                 | \$184.08                                |               | \$189.00                                | \$189.00            |                    | \$194.19                                | \$194.00                     |                            | \$164.00                                   | \$120.00                   |
|                       |        | 4 Person Tent Size - Nightly Rate                                                                                |            |                                 | \$36.82                                 |               | \$37.80                                 | \$38.00             |                    | \$38.84                                 | \$39.00                      |                            | \$33.00                                    | \$24.00                    |
|                       |        | 6 Person Tent Size - Weekly Rate                                                                                 |            |                                 | \$240.53                                |               | \$246.95                                | \$247.00            |                    | \$253.74                                | \$254.00                     |                            | \$214.00                                   | \$157.00                   |
|                       |        | 6 Person Tent Size - Nightly Rate                                                                                |            |                                 | \$49.09                                 |               | \$50.40                                 | \$50.00             |                    | \$51.78                                 | \$52.00                      |                            | \$44.00                                    | \$32.00                    |
|                       |        | <b>Non Residents</b>                                                                                             | Sec 12.01b | Reservation                     |                                         |               |                                         |                     |                    |                                         |                              |                            | 07/21/06                                   | 04/01/05                   |
|                       |        | 2 Person Cabin Size - Weekly Rate                                                                                |            |                                 | \$557.15                                |               | \$572.02                                | \$572.00            |                    | \$587.76                                | \$588.00                     |                            | \$495.00                                   | \$363.00                   |
|                       |        | 2 Person Cabin Size - Nightly Rate                                                                               |            |                                 | \$93.27                                 |               | \$95.76                                 | \$96.00             |                    | \$98.39                                 | \$98.00                      |                            | \$83.00                                    | \$61.00                    |
|                       |        | 3 Person Cabin Size - Weekly Rate                                                                                |            |                                 | \$771.91                                |               | \$792.52                                | \$793.00            |                    | \$814.31                                | \$814.00                     |                            | \$686.00                                   | \$503.00                   |
|                       |        | 3 Person Cabin Size - Nightly Rate                                                                               |            |                                 | \$130.08                                |               | \$133.56                                | \$134.00            |                    | \$137.23                                | \$137.00                     |                            | \$115.00                                   | \$85.00                    |
|                       |        | 4 Person Cabin Size - Weekly Rate                                                                                |            |                                 | \$927.76                                |               | \$952.54                                | \$953.00            |                    | \$978.73                                | \$979.00                     |                            | \$825.00                                   | \$605.00                   |
|                       |        | 4 Person Cabin Size - Nightly Rate                                                                               |            |                                 | \$158.31                                |               | \$162.54                                | \$163.00            |                    | \$167.01                                | \$167.00                     |                            | \$141.00                                   | \$103.00                   |
|                       |        | 5 Person Cabin Size - Weekly Rate                                                                                |            |                                 | \$1,086.07                              |               | \$1,115.07                              | \$1,115.00          |                    | \$1,145.74                              | \$1,146.00                   |                            | \$965.00                                   | \$708.00                   |
|                       |        | 5 Person Cabin Size - Nightly Rate                                                                               |            |                                 | \$185.31                                |               | \$190.26                                | \$190.00            |                    | \$195.49                                | \$195.00                     |                            | \$165.00                                   | \$121.00                   |
|                       |        | 6 Person Cabin Size - Weekly Rate                                                                                |            |                                 | \$1,244.38                              |               | \$1,277.61                              | \$1,278.00          |                    | \$1,312.74                              | \$1,313.00                   |                            | \$1,107.00                                 | \$811.00                   |
|                       |        | 6 Person Cabin Size - Nightly Rate                                                                               |            |                                 | \$214.76                                |               | \$220.49                                | \$220.00            |                    | \$226.56                                | \$227.00                     |                            | \$191.00                                   | \$140.00                   |
|                       |        | 4 Person Tent Size - Weekly Rate                                                                                 |            |                                 | \$241.76                                |               | \$248.21                                | \$248.00            |                    | \$255.04                                | \$255.00                     |                            | \$215.00                                   | \$158.00                   |
|                       |        | 4 Person Tent Size - Nightly Rate                                                                                |            |                                 | \$47.86                                 |               | \$49.14                                 | \$49.00             |                    | \$50.49                                 | \$50.00                      |                            | \$43.00                                    | \$31.00                    |
|                       |        | 6 Person Tent Size - Weekly Rate                                                                                 |            |                                 | \$323.98                                |               | \$332.63                                | \$333.00            |                    | \$341.78                                | \$342.00                     |                            | \$288.00                                   | \$211.00                   |
|                       |        | 6 Person Tent Size - Nightly Rate                                                                                |            |                                 | \$61.36                                 |               | \$63.00                                 | \$63.00             |                    | \$64.73                                 | \$65.00                      |                            | \$55.00                                    | \$40.00                    |
|                       |        | <b>Senior Camp, age 55+; includes cabin &amp; meals for 4 days/nights &amp; roundtrip transportation from SF</b> | Sec 12.01c | Reservation                     |                                         |               |                                         |                     |                    |                                         |                              |                            | 07/21/06                                   | 04/01/05                   |
|                       |        | Residents                                                                                                        |            |                                 | \$277.81                                |               | \$285.23                                | \$285.00            |                    | \$293.07                                | \$293.00                     |                            | \$247.00                                   | \$185.00                   |
|                       |        | Non-Residents                                                                                                    |            |                                 | \$311.63                                |               | \$319.95                                | \$320.00            |                    | \$328.75                                | \$329.00                     |                            | \$277.00                                   | \$185.00                   |
|                       |        | <b>Cancellation and Processing Fees</b>                                                                          | Sec 12.01  | Fee                             |                                         |               |                                         |                     |                    |                                         |                              |                            | 07/21/06                                   | 04/01/05                   |
|                       |        | Cancellation 30 days prior to reservation date, processing fee with refundable deposit                           |            |                                 | \$60.39                                 |               | \$62.00                                 | \$62.00             |                    | \$63.71                                 | \$64.00                      |                            | \$50.00                                    |                            |
|                       |        | Cancellation less than 30 days prior to reservation date                                                         |            |                                 | no refund                               |               | no refund                               |                     |                    | no refund                               |                              |                            | \$100.00                                   |                            |
|                       |        | Cancellation after final payment                                                                                 |            |                                 | 50% of total fees, no refund of deposit |               | 50% of total fees, no refund of deposit |                     |                    | 50% of total fees, no refund of deposit |                              |                            | 50% of total fees, plus the entire deposit |                            |
|                       |        | Late payment penalty                                                                                             |            |                                 | 5% on total amount due                  |               | 5% on total amount due                  |                     |                    | 5% on total amount due                  |                              |                            | 5% on total amount due                     |                            |
|                       |        | Change of reservation                                                                                            |            |                                 | \$18.12                                 |               | \$18.60                                 | \$19.00             |                    | \$19.11                                 | \$19.00                      |                            | \$15.00                                    |                            |
|                       |        | Unauthorized overnight stay at camp                                                                              |            |                                 | \$90.59                                 |               | \$93.01                                 | \$93.00             |                    | \$95.57                                 | \$96.00                      |                            | \$75.00                                    |                            |
|                       |        | Late check-out                                                                                                   |            |                                 | \$90.59                                 |               | \$93.01                                 | \$93.00             |                    | \$95.57                                 | \$96.00                      |                            | \$75.00                                    |                            |
|                       |        | <b>Day Use Fees</b>                                                                                              | Sec 12.02  | Use                             |                                         |               |                                         |                     |                    |                                         |                              |                            | 4/1/2005                                   | Unknown                    |
|                       |        | Adult ( Age 13 years plus)                                                                                       |            |                                 | \$14.73                                 |               | \$15.12                                 | \$15.00             |                    | \$15.54                                 | \$16.00                      |                            | \$12.00                                    | \$10.00                    |
|                       |        | Youth ( Ages 2 to 12 years)                                                                                      |            |                                 | \$7.36                                  |               | \$7.56                                  | \$8.00              |                    | \$7.77                                  | \$8.00                       |                            | \$6.00                                     | \$5.00                     |
|                       |        | Infant (Under age 2)                                                                                             |            |                                 | \$0.00                                  |               | \$0.00                                  | \$0.00              |                    | \$0.00                                  | \$0.00                       |                            | \$0.00                                     | \$0.00                     |
|                       |        | <b>Meal Fees - Overnight guests</b>                                                                              | Sec 12.03  | Meals per Day/Week              |                                         |               |                                         |                     |                    |                                         |                              |                            | 7/21/2006                                  | 4/1/2005                   |
|                       |        | Adult ( Age 13 years plus) - Weekly Rate                                                                         |            |                                 | \$233.17                                |               | \$239.39                                | \$239.00            |                    | \$245.98                                | \$246.00                     |                            | \$152.00                                   |                            |
|                       |        | Adult ( Age 13 years plus) - Daily Rate                                                                          |            |                                 | \$36.82                                 |               | \$37.80                                 | \$38.00             |                    | \$38.84                                 | \$39.00                      |                            | \$24.00                                    |                            |
|                       |        | Youth ( Ages 6 to 12 years) - Weekly Rate                                                                        |            |                                 | \$134.99                                |               | \$138.60                                | \$139.00            |                    | \$142.41                                | \$142.00                     |                            | \$85/\$91                                  |                            |
|                       |        | Youth ( Ages 6 to 12 years) - Daily Rate                                                                         |            |                                 | \$19.64                                 |               | \$20.16                                 | \$20.00             |                    | \$20.71                                 | \$21.00                      |                            | \$12/\$14                                  |                            |
|                       |        | Infant (Under age 2) - Daily Rate                                                                                |            |                                 | Free                                    |               | Free                                    | Free                |                    | Free                                    | Free                         |                            | \$0.00                                     |                            |
|                       |        | Infant (Under age 2) - Weekly Rate                                                                               |            |                                 | Free                                    |               | Free                                    | Free                |                    | Free                                    | Free                         |                            | \$0.00                                     |                            |
|                       |        | Late payment of meal fees                                                                                        |            |                                 | 5% charge                               |               | 5% charge                               |                     |                    | 5% charge                               |                              |                            |                                            |                            |
|                       |        | Number of meals change after reservation is final                                                                |            |                                 | \$18.12                                 |               | \$18.60                                 | \$19.00             |                    | \$19.11                                 | \$19.00                      |                            | \$15.00                                    |                            |

|                       |        | Meal Fees - Transient guests                                                          | Sec 12.03    | Per Meal                        |                                   |                     |                                   |             |                     |                                   |             |                    | 7/21/2006                    | 4/1/2005                   |  |
|-----------------------|--------|---------------------------------------------------------------------------------------|--------------|---------------------------------|-----------------------------------|---------------------|-----------------------------------|-------------|---------------------|-----------------------------------|-------------|--------------------|------------------------------|----------------------------|--|
|                       |        | Adult (Age 13 years plus) - Breakfast / Lunch                                         |              |                                 | \$14.73                           |                     | \$15.12                           | \$15.00     |                     | \$15.54                           | \$16.00     |                    | \$12.00                      | \$10.00                    |  |
|                       |        | Adult (Age 13 years plus) - Dinner                                                    |              |                                 | \$19.84                           |                     | \$20.16                           | \$20.00     |                     | \$20.71                           | \$21.00     |                    | \$16.00                      | \$13.00                    |  |
|                       |        | Youth (Age 2 to 12 years) - Breakfast / Lunch                                         |              |                                 | \$8.59                            |                     | \$8.82                            | \$9.00      |                     | \$9.06                            | \$9.00      |                    | \$7.00                       | \$6.00                     |  |
|                       |        | Youth (Age 2 to 12 years) - Dinner                                                    |              |                                 | \$13.50                           |                     | \$13.86                           | \$14.00     |                     | \$14.24                           | \$14.00     |                    | \$11.00                      | \$9.00                     |  |
|                       |        | Infant (Under age 2) - Breakfast / Lunch                                              |              |                                 | Free                              |                     | Free                              | Free        |                     | Free                              | Free        |                    | \$0.00                       | \$0.00                     |  |
|                       |        | Infant (Under age 2) - Dinner                                                         |              |                                 | Free                              |                     | Free                              | Free        |                     | Free                              | Free        |                    | \$0.00                       | \$0.00                     |  |
|                       |        | Low income fee reduction - 50% reduction for SF Residents meeting income requirements |              | Sec 12.04                       |                                   |                     |                                   |             |                     |                                   |             |                    | 6/5/1998                     |                            |  |
| <b>PROGRAM - GOLF</b> |        |                                                                                       |              |                                 |                                   |                     |                                   |             |                     |                                   |             |                    |                              |                            |  |
|                       |        |                                                                                       |              |                                 | FY 2014-15                        | Fiscal Year 2015-16 |                                   |             | Fiscal Year 2016-17 |                                   |             |                    |                              |                            |  |
| Item                  | Status | Description                                                                           | Code         | Unit Basis (e.g., per sq. ft./) | Fee                               | Cost Recovery       | Fee                               | Rounded Fee | Estimated Recovery  | Fee                               | Rounded Fee | Estimated Recovery | Fiscal Year of Last Increase | Fee Prior to Last Increase |  |
| 1                     | C      | Harding Golf Green Fees                                                               | Sec 12.12.1a | Per Round                       |                                   | < 100%              |                                   |             | < 100%              |                                   |             | < 100%             | 8/26/2012                    |                            |  |
|                       |        | Weekday - Standard                                                                    |              |                                 | \$162.08                          |                     | \$166.40                          | \$166.00    |                     | \$170.98                          | \$171.00    |                    | \$46.00                      | \$35.00                    |  |
|                       |        | Weekday - Twilight Standard                                                           |              |                                 | \$89.24                           |                     | \$91.63                           | \$92.00     |                     | \$94.15                           | \$94.00     |                    | \$59.00                      | \$48.00                    |  |
|                       |        | Weekday - Standard Junior                                                             |              |                                 | \$81.04                           |                     | \$83.20                           | \$83.00     |                     | \$85.49                           | \$85.00     |                    | \$89.00                      | \$82.00                    |  |
|                       |        | Weekday - Bay Area Resident                                                           |              |                                 | \$94.37                           |                     | \$96.89                           | \$97.00     |                     | \$99.56                           | \$100.00    |                    | \$99.00                      | \$94.00                    |  |
|                       |        | Weekday - Twilight - Bay Area Resident                                                |              |                                 | \$74.88                           |                     | \$76.88                           | \$77.00     |                     | \$79.00                           | \$79.00     |                    | \$135.00                     | \$125.00                   |  |
|                       |        | Weekday - Bay Area Junior                                                             |              |                                 | \$47.19                           |                     | \$48.45                           | \$48.00     |                     | \$49.78                           | \$50.00     |                    | \$155.00                     | \$138.00                   |  |
|                       |        | Weekday - SF Resident                                                                 |              |                                 | \$54.37                           |                     | \$56.82                           | \$56.00     |                     | \$57.35                           | \$57.00     |                    | \$15.00                      | \$15.00                    |  |
|                       |        | Weekday - Twilight - SF Resident                                                      |              |                                 | \$43.08                           |                     | \$44.23                           | \$44.00     |                     | \$45.45                           | \$45.00     |                    | \$20.00                      | \$20.00                    |  |
|                       |        | Weekday - SF Resident Junior                                                          |              |                                 | \$20.52                           |                     | \$21.06                           | \$21.00     |                     | \$21.64                           | \$22.00     |                    | \$31.00                      | \$21.00                    |  |
|                       |        | Weekday - SF Resident Senior                                                          |              |                                 | \$38.98                           |                     | \$40.02                           | \$40.00     |                     | \$41.12                           | \$41.00     |                    | \$59.00                      | \$48.00                    |  |
|                       |        | Weekday - Tournament                                                                  |              |                                 | \$131.30                          |                     | \$134.81                          | \$135.00    |                     | \$138.62                          | \$139.00    |                    | \$35.00                      | \$25.00                    |  |
|                       |        | Weekend - Standard                                                                    |              |                                 | \$183.62                          |                     | \$188.52                          | \$189.00    |                     | \$193.71                          | \$194.00    |                    | \$44.00                      | \$34.00                    |  |
|                       |        | Weekend Twilight - Standard                                                           |              |                                 | \$104.63                          |                     | \$107.43                          | \$107.00    |                     | \$110.38                          | \$110.00    |                    | \$69.00                      | \$60.00                    |  |
|                       |        | Weekend - Standard Junior                                                             |              |                                 | \$92.32                           |                     | \$94.79                           | \$95.00     |                     | \$97.39                           | \$97.00     |                    | \$79.00                      | \$71.00                    |  |
|                       |        | Weekend - Bay Area Resident                                                           |              |                                 | \$104.63                          |                     | \$107.43                          | \$107.00    |                     | \$110.38                          | \$110.00    |                    | \$105.00                     | \$80.00                    |  |
|                       |        | Weekend - Twilight - Bay Area Resident                                                |              |                                 | \$84.12                           |                     | \$86.36                           | \$86.00     |                     | \$88.74                           | \$89.00     |                    | \$155.00                     | \$92.00                    |  |
|                       |        | Weekend - Bay Area Junior                                                             |              |                                 | \$52.32                           |                     | \$53.71                           | \$54.00     |                     | \$55.19                           | \$55.00     |                    | \$115.00                     | \$99.00                    |  |
|                       |        | Weekend - SF Resident                                                                 |              |                                 | \$68.73                           |                     | \$70.56                           | \$71.00     |                     | \$72.60                           | \$73.00     |                    | \$135.00                     | \$109.00                   |  |
|                       |        | Twilight - SF Resident                                                                |              |                                 | \$52.32                           |                     | \$53.71                           | \$54.00     |                     | \$55.19                           | \$55.00     |                    | \$79.00                      | \$78.00                    |  |
|                       |        | SF Resident Junior - Weekend                                                          |              |                                 | \$26.67                           |                     | \$27.38                           | \$27.00     |                     | \$28.14                           | \$28.00     |                    | \$89.00                      | \$90.00                    |  |
|                       |        | SF Resident Senior - Weekend                                                          |              |                                 | \$68.73                           |                     | \$70.56                           | \$71.00     |                     | \$72.50                           | \$73.00     |                    |                              | \$84.00                    |  |
|                       |        | Tournament - Weekend                                                                  |              |                                 | \$141.56                          |                     | \$145.34                          | \$145.00    |                     | \$149.34                          | \$149.00    |                    |                              | \$94.00                    |  |
|                       |        | Shotgun Tournament - Weekday                                                          |              |                                 | \$10.26                           |                     | \$10.53                           | \$11.00     |                     | \$10.82                           | \$11.00     |                    | \$115.00                     | \$105.00                   |  |
|                       |        | Shotgun Tournament - Weekend                                                          |              |                                 | \$15.73                           |                     | \$16.15                           | \$16.00     |                     | \$16.59                           | \$17.00     |                    | \$135.00                     | \$118.00                   |  |
|                       |        | Accompanying Rider Rate - fee for non golfers riding in motorized golf cart           |              |                                 | \$25.65                           |                     | \$26.33                           | \$26.00     |                     | \$27.05                           | \$27.00     |                    |                              |                            |  |
|                       |        | Driving Range Balls - small bucket                                                    |              |                                 | \$7.18                            |                     | \$7.37                            | \$7.00      |                     | \$7.58                            | \$8.00      |                    |                              |                            |  |
|                       |        | Driving Range Balls - medium bucket                                                   |              |                                 | \$9.23                            |                     | \$9.48                            | \$9.00      |                     | \$9.74                            | \$10.00     |                    |                              |                            |  |
|                       |        | Driving Range Balls - large bucket                                                    |              |                                 | \$12.31                           |                     | \$12.64                           | \$13.00     |                     | \$12.99                           | \$13.00     |                    |                              |                            |  |
|                       |        | Same-day replay (Standard, Bay Area, and Resident)                                    |              |                                 | 30% of originally purchased round |                     | 30% of originally purchased round |             |                     | 30% of originally purchased round |             |                    |                              |                            |  |
|                       |        | Reservation Premium                                                                   |              |                                 | \$10.49                           |                     | \$10.77                           | \$11.00     |                     | \$11.06                           | \$11.00     |                    |                              |                            |  |
| 2                     | C      | Fleming Golf Green Fees                                                               | Sec 12.12.2  | Per Round                       |                                   | < 100%              |                                   |             | < 100%              |                                   |             | < 100%             | 8/26/2012                    | Unknown                    |  |
|                       |        | Weekdays = Mon 6am-Fri noon, Weekends = Fri noon-Sun                                  |              |                                 |                                   |                     |                                   |             |                     |                                   |             |                    |                              |                            |  |
|                       |        | Resident with card, Weekdays                                                          |              |                                 | \$22.57                           |                     | \$23.17                           | \$23.00     |                     | \$23.81                           | \$24.00     |                    | \$20.00                      | \$17.00                    |  |
|                       |        | Resident with card, Weekends                                                          |              |                                 | \$25.65                           |                     | \$26.33                           | \$26.00     |                     | \$27.05                           | \$27.00     |                    | \$22.00                      | \$19.00                    |  |
|                       |        | Nonresident, Weekdays                                                                 |              |                                 | \$28.72                           |                     | \$29.49                           | \$29.00     |                     | \$30.30                           | \$30.00     |                    | \$25.00                      | \$22.00                    |  |
|                       |        | Nonresident, Weekends                                                                 |              |                                 | \$33.85                           |                     | \$34.76                           | \$35.00     |                     | \$35.71                           | \$36.00     |                    | \$30.00                      | \$27.00                    |  |
|                       |        | Junior, Weekdays                                                                      |              |                                 | \$12.31                           |                     | \$12.64                           | \$13.00     |                     | \$12.99                           | \$13.00     |                    | \$10.00                      | \$7.00                     |  |
|                       |        | Junior, Weekends                                                                      |              |                                 | \$15.39                           |                     | \$15.80                           | \$16.00     |                     | \$16.23                           | \$16.00     |                    | \$13.00                      | \$10.00                    |  |
|                       |        | Senior, Weekdays                                                                      |              |                                 | \$16.41                           |                     | \$16.85                           | \$17.00     |                     | \$17.31                           | \$17.00     |                    | \$14.00                      | \$11.00                    |  |
|                       |        | Senior, Weekends                                                                      |              |                                 | \$21.54                           |                     | \$22.12                           | \$22.00     |                     | \$22.73                           | \$23.00     |                    | \$19.00                      | \$16.00                    |  |
|                       |        | Tournament, Weekdays                                                                  |              |                                 | \$33.85                           |                     | \$34.76                           | \$35.00     |                     | \$35.71                           | \$36.00     |                    | \$30.00                      | \$27.00                    |  |
|                       |        | Tournament, Weekends                                                                  |              |                                 | \$45.14                           |                     | \$46.34                           | \$46.00     |                     | \$47.61                           | \$48.00     |                    | \$41.00                      | \$38.00                    |  |
|                       |        | Replay Weekdays/Weekends                                                              |              |                                 | \$12.31                           |                     | \$12.64                           | \$13.00     |                     | \$12.99                           | \$13.00     |                    | \$11.00                      | \$8.00                     |  |

|   |   |                                             |             |           |         |        |         |         |        |         |         |        |           |         |  |
|---|---|---------------------------------------------|-------------|-----------|---------|--------|---------|---------|--------|---------|---------|--------|-----------|---------|--|
| 3 | C | Lincoln Golf Green Fees                     | Sec 12.12.3 | Per Round |         | < 100% |         |         | < 100% |         |         | < 100% | 8/26/2012 |         |  |
|   |   | Standard/Non Resident - Weekdays            |             |           | \$40.01 |        | \$41.07 | \$41.00 |        | \$42.20 | \$42.00 |        | \$31.00   | \$34.00 |  |
|   |   | Standard/Non Resident - Weekends & Holidays |             |           | \$44.11 |        | \$45.29 | \$45.00 |        | \$46.53 | \$47.00 |        | \$35.00   | \$38.00 |  |
|   |   | Resident - Weekdays                         |             |           | \$25.65 |        | \$26.33 | \$26.00 |        | \$27.05 | \$27.00 |        | \$20.00   | \$21.00 |  |
|   |   | Resident - Weekends & Holidays              |             |           | \$30.77 |        | \$31.60 | \$32.00 |        | \$32.46 | \$32.00 |        | \$24.00   | \$26.00 |  |
|   |   | Senior Resident - Weekdays                  |             |           | \$14.36 |        | \$14.74 | \$15.00 |        | \$15.15 | \$15.00 |        | \$11.00   | \$12.00 |  |
|   |   | Senior Resident - Weekends & Holidays       |             |           | \$22.57 |        | \$23.17 | \$23.00 |        | \$23.81 | \$24.00 |        | \$19.00   | \$20.00 |  |
|   |   | Junior Resident - Weekdays                  |             |           | \$12.31 |        | \$12.64 | \$13.00 |        | \$12.99 | \$13.00 |        | \$10.00   | \$10.00 |  |
|   |   | Junior Resident - Weekends & Holidays       |             |           | \$17.44 |        | \$17.90 | \$18.00 |        | \$18.40 | \$18.00 |        | \$19.00   | \$20.00 |  |
|   |   | Back 9 - Weekdays                           |             |           | \$13.34 |        | \$13.69 | \$14.00 |        | \$14.07 | \$14.00 |        | \$10.00   | \$11.00 |  |
|   |   | Back 9 - Weekends & Holidays                |             |           | \$18.46 |        | \$18.96 | \$19.00 |        | \$19.48 | \$19.00 |        | \$14.00   | \$16.00 |  |
|   |   | Twilight - Weekdays                         |             |           | \$22.57 |        | \$23.17 | \$23.00 |        | \$23.81 | \$24.00 |        | \$19.00   | \$20.00 |  |
|   |   | Twilight - Weekends & Holidays              |             |           | \$29.75 |        | \$30.54 | \$31.00 |        | \$31.38 | \$31.00 |        | \$23.00   | \$25.00 |  |
|   |   | Tournament - Weekdays                       |             |           | \$46.16 |        | \$47.39 | \$47.00 |        | \$48.70 | \$49.00 |        | \$37.00   | \$40.00 |  |
|   |   | Tournament - Weekends & Holidays            |             |           | \$56.42 |        | \$57.93 | \$58.00 |        | \$59.52 | \$60.00 |        | \$45.00   | \$49.00 |  |
| 4 | C | Sharp Park Golf Green Fees                  | Sec 12.12.4 | Per Round |         | < 100% |         |         | < 100% |         |         | < 100% | 8/26/2012 |         |  |
|   |   | Non Resident - Weekdays                     |             |           | \$43.08 |        | \$44.23 | \$44.00 |        | \$45.45 | \$45.00 |        | \$31.00   | \$34.00 |  |
|   |   | Non Resident - Weekends & Holidays          |             |           | \$47.19 |        | \$48.45 | \$48.00 |        | \$49.78 | \$50.00 |        | \$35.00   | \$38.00 |  |
|   |   | Resident - Weekdays                         |             |           | \$26.67 |        | \$27.38 | \$27.00 |        | \$28.14 | \$28.00 |        | \$20.00   | \$21.00 |  |
|   |   | Resident - Weekends & Holidays              |             |           | \$31.80 |        | \$32.65 | \$33.00 |        | \$33.55 | \$34.00 |        | \$24.00   | \$26.00 |  |
|   |   | Senior Resident - Weekdays                  |             |           | \$15.39 |        | \$15.80 | \$16.00 |        | \$16.23 | \$16.00 |        | \$11.00   | \$12.00 |  |
|   |   | Senior Resident - Weekends & Holidays       |             |           | \$24.62 |        | \$25.28 | \$25.00 |        | \$25.97 | \$26.00 |        | \$19.00   | \$20.00 |  |
|   |   | Junior Standard - Weekend                   |             |           | \$24.62 |        | \$25.28 | \$25.00 |        | \$25.97 | \$26.00 |        |           |         |  |
|   |   | Junior Standard - Weekday                   |             |           | \$21.54 |        | \$22.12 | \$22.00 |        | \$22.73 | \$23.00 |        |           |         |  |
|   |   | Junior Resident - Weekdays                  |             |           | \$13.34 |        | \$13.69 | \$14.00 |        | \$14.07 | \$14.00 |        | \$10.00   | \$11.00 |  |
|   |   | Junior Resident - Weekends & Holidays       |             |           | \$18.46 |        | \$18.96 | \$19.00 |        | \$19.48 | \$19.00 |        | \$19.00   | \$20.00 |  |
|   |   | Back 9 - Weekdays                           |             |           | \$14.36 |        | \$14.74 | \$15.00 |        | \$15.15 | \$15.00 |        | \$10.00   | \$11.00 |  |
|   |   | Back 9 - Weekends & Holidays                |             |           | \$19.49 |        | \$20.01 | \$20.00 |        | \$20.56 | \$21.00 |        | \$14.00   | \$16.00 |  |
|   |   | Twilight - Weekdays                         |             |           | \$24.62 |        | \$25.28 | \$25.00 |        | \$25.97 | \$26.00 |        | \$19.00   | \$20.00 |  |
|   |   | Twilight - Weekends & Holidays              |             |           | \$30.77 |        | \$31.60 | \$32.00 |        | \$32.46 | \$32.00 |        | \$23.00   | \$25.00 |  |
|   |   | Tournament - Weekdays                       |             |           | \$49.24 |        | \$50.55 | \$51.00 |        | \$51.94 | \$52.00 |        | \$37.00   | \$40.00 |  |
|   |   | Tournament - Weekends & Holidays            |             |           | \$59.50 |        | \$61.08 | \$61.00 |        | \$62.76 | \$63.00 |        | \$45.00   | \$49.00 |  |
| 5 | C | Golden Gate Golf Green Fees                 | Sec 12.12.5 | Per Round |         | < 100% |         |         | < 100% |         |         | < 100% | 8/26/2012 |         |  |
|   |   | Non-Resident - Weekdays                     |             |           | \$16.41 |        | \$16.85 | \$17.00 |        | \$17.31 | \$17.00 |        | \$13.00   | \$14.00 |  |
|   |   | Non-Resident - Weekends                     |             |           | \$20.52 |        | \$21.06 | \$21.00 |        | \$21.64 | \$22.00 |        | \$17.00   | \$18.00 |  |
|   |   | Resident - Weekdays                         |             |           | \$12.31 |        | \$12.64 | \$13.00 |        | \$12.99 | \$13.00 |        | \$10.00   | \$10.00 |  |
|   |   | Resident - Weekends                         |             |           | \$14.36 |        | \$14.74 | \$15.00 |        | \$15.15 | \$15.00 |        | \$12.00   | \$12.00 |  |
|   |   | Senior - Weekdays                           |             |           | \$9.23  |        | \$9.48  | \$9.00  |        | \$9.74  | \$10.00 |        | \$7.00    | \$7.00  |  |
|   |   | Senior - Weekends                           |             |           | \$12.31 |        | \$12.64 | \$13.00 |        | \$12.99 | \$13.00 |        | \$9.00    | \$10.00 |  |
|   |   | Junior - Weekdays, Resident                 |             |           | \$6.15  |        | \$6.32  | \$6.00  |        | \$6.49  | \$6.00  |        | \$4.00    | \$4.00  |  |
|   |   | Junior - Weekends & Holidays, Resident      |             |           | \$8.21  |        | \$8.43  | \$8.00  |        | \$8.66  | \$9.00  |        | \$6.00    | \$6.00  |  |
|   |   | Junior - Weekday, Standard                  |             |           | \$8.21  |        | \$8.43  | \$8.00  |        | \$8.66  | \$9.00  |        |           |         |  |
|   |   | Junior - Weekends & Holidays, Standard      |             |           | \$10.26 |        | \$10.53 | \$11.00 |        | \$10.82 | \$11.00 |        |           |         |  |
|   |   | Twilight - Weekdays                         |             |           | \$9.23  |        | \$9.48  | \$9.00  |        | \$9.74  | \$10.00 |        | \$7.00    | \$7.00  |  |
|   |   | Twilight - Weekends & Holidays              |             |           | \$10.26 |        | \$10.53 | \$11.00 |        | \$10.82 | \$11.00 |        | \$8.00    | \$8.00  |  |
|   |   | Tournament - Weekdays                       |             |           | \$19.49 |        | \$20.01 | \$20.00 |        | \$20.56 | \$21.00 |        | \$16.00   | \$17.00 |  |
|   |   | Tournament - Weekends & Holidays            |             |           | \$28.72 |        | \$29.49 | \$29.00 |        | \$30.30 | \$30.00 |        | \$24.00   | \$25.00 |  |
|   |   | Driving Range Balls - small bucket          |             |           | \$4.19  |        | \$4.31  | \$4.00  |        | \$4.42  | \$4.00  |        |           |         |  |
|   |   | Driving Range Balls - large bucket          |             |           | \$6.29  |        | \$6.46  | \$6.00  |        | \$6.64  | \$7.00  |        |           |         |  |



| Berth                                                                         | One Month's Monthly Berthing License Fee | One Month's Monthly Berthing License Fee | One Month's Monthly Berthing License Fee |                                     |          |                                     |              |
|-------------------------------------------------------------------------------|------------------------------------------|------------------------------------------|------------------------------------------|-------------------------------------|----------|-------------------------------------|--------------|
| Electric Adapter                                                              | \$153.40                                 | \$157.50                                 | \$157.00                                 | \$161.83                            | \$162.00 | \$125.00                            | \$125.00     |
| Hazardous Material or Removal Fee                                             | \$184.08                                 | \$189.00                                 | \$189.00                                 | \$194.19                            | \$194.00 |                                     |              |
| Key for Visiting Boaters - fee is per day                                     | \$61.36                                  | \$63.00                                  | \$63.00                                  | \$64.73                             | \$65.00  |                                     |              |
| <b>Parking</b> Sec 12.11 Per Space                                            |                                          |                                          |                                          |                                     |          | 7/18/2012                           | 12/16/2008   |
| Berth Parking for Owners and Partners Only - Two Stickers                     | Free                                     | Free                                     | Free                                     | Free                                | Free     |                                     |              |
| Berth Parking for Owners and Partners Only - Additional Stickers - annual fee | \$147.26                                 | \$151.20                                 | \$151.00                                 | \$155.35                            | \$155.00 | \$120.00                            |              |
| Marina Parking, Crew & Non-Owner - fee is per day                             | \$9.20                                   | \$9.45                                   | \$9.00                                   | \$9.71                              | \$10.00  | \$7.50                              |              |
| Special Event Parking - fee is per day                                        | \$9.20                                   | \$9.45                                   | \$9.00                                   | \$9.71                              | \$10.00  | \$7.50                              |              |
| Trailer/Dingy Parking, for Regatta etc. - fee is per day                      | \$9.20                                   | \$9.45                                   | \$9.00                                   | \$9.71                              | \$10.00  | \$7.50                              |              |
| <b>Purchase Fees</b> Per Key                                                  |                                          |                                          |                                          |                                     |          |                                     |              |
| Key Purchase (Berth holders, Partners & Families) - fee is per key            | \$30.68                                  | \$31.50                                  | \$31.00                                  | \$32.37                             | \$32.00  | \$25.00                             | \$20 per key |
| <b>Services</b> Sec 12.11 Per Fee                                             |                                          |                                          |                                          |                                     |          | 7/18/2012                           | 12/16/2008   |
| Chain Fee (delinquent fees, unauthorized vessels) - fee is per incident       | \$61.36                                  | \$63.00                                  | \$63.00                                  | \$64.73                             | \$65.00  | \$50.00                             |              |
| Dock Box Cleaning Fee - fee is from Haz Mat Deposit                           | \$61.36                                  | \$63.00                                  | \$63.00                                  | \$64.73                             | \$65.00  | \$50.00                             |              |
| Impound - fee is per incident                                                 | \$184.08                                 | \$189.00                                 | \$189.00                                 | \$194.19                            | \$194.00 | \$150.00                            |              |
| Harbor Line Installation - fee is per line                                    | \$36.82                                  | \$37.80                                  | \$38.00                                  | \$38.84                             | \$39.00  | \$30 per line                       | \$25.00      |
| Labor (per incident)                                                          | \$61.36                                  | \$63.00                                  | \$63.00                                  | \$64.73                             | \$65.00  |                                     |              |
| Labor (per hour, if greater than per incident amount)                         | \$92.04                                  | \$94.50                                  | \$94.00                                  | \$97.10                             | \$97.00  |                                     |              |
| Labor (per hour after-hours)                                                  | \$104.86                                 | \$107.66                                 | \$108.00                                 | \$110.62                            | \$111.00 |                                     |              |
| <b>Late Fees</b> 10% of initial fee                                           |                                          | 10% of initial fee                       |                                          | 10% of initial fee                  |          | 10% of initial fee                  |              |
| Pump Out Water - fee is for the first incident                                | \$92.04                                  | \$94.50                                  | \$94.00                                  | \$97.10                             | \$97.00  | \$75.00                             | \$50.00      |
| Pumped out Water - fee is for second and subsequent incidents                 | \$153.40                                 | \$157.50                                 | \$157.00                                 | \$161.83                            | \$162.00 | \$125.00                            | \$100.00     |
| Slip Transfer - Administrative fee                                            | \$52.43                                  | \$53.83                                  | \$54.00                                  | \$55.31                             | \$55.00  |                                     |              |
| Slip Transfer Fee - Berth Length: 35' and under, fee is per foot              | \$157.29                                 | \$161.49                                 | \$161.00                                 | \$165.93                            | \$166.00 | \$30.00                             |              |
| Slip Transfer Fee - Berth Length: 40' and 45', fee is per foot                | \$209.71                                 | \$215.31                                 | \$215.00                                 | \$221.24                            | \$221.00 | \$35.00                             |              |
| Slip Transfer Fee - Berth Length: 50' and up, fee is per foot                 | \$340.79                                 | \$349.89                                 | \$350.00                                 | \$359.51                            | \$360.00 | \$50.00                             |              |
| <b>Storage</b> Sec 12.11 Per Fee                                              |                                          |                                          |                                          |                                     |          | 7/18/2012                           | 12/16/2008   |
| Dock Box - fee is per month for each additional (first box free)              | \$18.41                                  | \$18.90                                  | \$19.00                                  | \$19.42                             | \$19.00  | \$15                                | \$100.00     |
| Multi-hull Surcharge                                                          | additional 40% of monthly berth fee      | additional 40% of monthly berth fee      |                                          | additional 40% of monthly berth fee |          | additional 40% of monthly berth fee |              |
| Skiff, less than 20' and no power or dock box - fee is per month              | \$123.00                                 | \$126.28                                 | \$126.00                                 | \$129.76                            | \$130.00 | \$100 per month                     | \$100.00     |
| Small Boat Rack (Dingy, kayak or canoe) - - fee is per month                  | \$30.68                                  | \$31.50                                  | \$31.00                                  | \$32.37                             | \$32.00  | \$25 per month                      |              |
| Storage Lockers - fee is per month                                            | \$30.68                                  | \$31.50                                  | \$31.00                                  | \$32.37                             | \$32.00  | \$25 per month                      |              |
| Wait List Fee - fee is per year                                               | \$92.04                                  | \$94.50                                  | \$94.00                                  | \$97.10                             | \$97.00  | \$75 per year                       | \$100.00     |

Fee Status: C - Continuing  
M - Modified  
N - New

**Budget Form 2B: Schedule of Licenses, Permits, Fines & Service Charges**

DEPARTMENT: SHERIFF (SHF)

|                                                                          |      |
|--------------------------------------------------------------------------|------|
| Inflation Factor for FY 2015-16 Fee Auto Increase as per Code Section ** | 2.7% |
| Inflation Factor for FY 2016-17 Fee Auto Increase as per Code Section ** | 2.8% |

| Item | Fee Status | Description                             | Code Authorization | Unit Basis (e.g., per sq. ft.) | FY 2014-15 Fee | FY 2014-15 Units (Est.) | FY 2014-15 Revenue Budgeted | FY 2014-15 Cost Recovery (Est.) | FY 2015-16 Fee ** | FY 2015-16 Units (Est.) | FY 2015-16 Revenue Proposed | FY 2015-16 Cost Recovery (Est.) | FY 2016-17 Fee ** | FY 2016-17 Units (Est.) | FY 2016-17 Revenue Proposed | FY 2016-17 Cost Recovery (Est.) | Fiscal Year of Last Increase | Fee Prior to Last Increase |
|------|------------|-----------------------------------------|--------------------|--------------------------------|----------------|-------------------------|-----------------------------|---------------------------------|-------------------|-------------------------|-----------------------------|---------------------------------|-------------------|-------------------------|-----------------------------|---------------------------------|------------------------------|----------------------------|
| 1    | C          | Civil Fees                              | Government Code    | N/A                            | Various        | N/A                     | \$ 738,640                  | 0%                              | Various           | N/A                     | \$ 795,112                  | 0%                              | Various           | N/A                     | \$ 795,112.00               | 0%                              | 2002 & 2011                  | \$ -                       |
| 2    | C          | Sheriff's Work Alternative Program Fees | Penal Code         |                                | \$ 20.00       |                         | \$ 70,000                   | 0%                              | \$ 20.00          |                         | \$ 112,824                  | 0%                              | \$ 20.00          |                         | \$ 112,824                  | 0%                              | 2003                         | \$ -                       |

Fee Status: C - Continuing  
M - Modified  
N - New  
D - Discontinued



**Budget Form 2B: Schedule of Licenses, Permits, Fines & Service Charges**  
**DEPARTMENT: OFFICE OF THE TREASURER AND TAX COLLECTOR (TTX)**

|                                                                          |      |
|--------------------------------------------------------------------------|------|
| Inflation Factor for FY 2015-16 Fee Auto Increase as per Code Section ** | 2.7% |
| Inflation Factor for FY 2016-17 Fee Auto Increase as per Code Section ** | 2.8% |

| Item | Fee Status | Description                                                                                                                                                       | Code Authorization                                             | Unit Basis (e.g., per sq. ft.) | FY 2014-15 Fee                                                                         | FY 2014-15 Units (Est.) | FY 2014-15 Revenue Budgeted | FY 2014-15 Cost Recovery (Est.) | FY 2015-16 Fee **                                                                      | FY 2015-16 Units (Est.) | FY 2015-16 Revenue Proposed | FY 2015-16 Cost Recovery (Est.) | FY 2016-17 Fee **                                                                      | FY 2016-17 Units (Est.) | FY 2016-17 Revenue Proposed | FY 2016-17 Cost Recovery (Est.) | Fiscal Year of Last Increase | Fee Prior to Last Increase |
|------|------------|-------------------------------------------------------------------------------------------------------------------------------------------------------------------|----------------------------------------------------------------|--------------------------------|----------------------------------------------------------------------------------------|-------------------------|-----------------------------|---------------------------------|----------------------------------------------------------------------------------------|-------------------------|-----------------------------|---------------------------------|----------------------------------------------------------------------------------------|-------------------------|-----------------------------|---------------------------------|------------------------------|----------------------------|
| 1    | C          | Fee for public document request under Sunshine Ordinance                                                                                                          | S.F. Administrative Code sec 67.28                             | per request                    | \$ 30                                                                                  | 165                     | \$ 5,000                    | \$ 5,000                        | \$ 30.00                                                                               | 165                     | \$ 5,000                    | \$ 5,000                        | \$ 30.00                                                                               | 165                     | \$ 5,000                    | \$ 5,000                        |                              | \$ -                       |
| 2    | C          | Returned Check (NSF) fee                                                                                                                                          | S.F. Administrative Code Sec 10.13-1                           | per returned check             | \$ 50                                                                                  | 5,000                   | \$ 250,000                  | \$ 125,000                      | \$ 50.00                                                                               | 2,500                   | \$ 125,000                  | \$ 125,000                      | \$ 50.00                                                                               | 2,500                   | \$ 125,000                  | \$ 125,000                      |                              | \$ -                       |
| 3    | C          | Passport Processing fee                                                                                                                                           | Federal Law                                                    | per application                | \$ 25                                                                                  | 5,600                   | \$ 140,000                  | \$ 140,000                      | \$ 25.00                                                                               | 3,600                   | \$ 90,000                   | \$ 90,000                       | \$ 25.00                                                                               | 3,600                   | \$ 90,000                   | \$ 90,000                       |                              | \$ -                       |
| 4    | C          | Collection cost for Delinquent Unsecured Personal Property (UPP) due to late filing                                                                               | Revenue and Taxation 2922.E                                    | per delinquent bill            | \$ 55                                                                                  | 3,655                   | \$ 201,000                  | \$ 201,000                      | \$ 55.00                                                                               | 3,655                   | \$ 201,000                  | \$ 201,000                      | \$ 55.00                                                                               | 3,655                   | \$ 201,000                  | \$ 201,000                      |                              | \$ -                       |
| 5    | C          | Collection Fee - Licenses                                                                                                                                         |                                                                | per license                    | \$14 per license                                                                       | 11,248                  | \$ 190,000                  | \$ 190,000                      | \$14 per license                                                                       | 11,248                  | \$ 190,000                  | \$ 190,000                      | \$14 per license                                                                       | 11,248                  | \$ 190,000                  | \$ 190,000                      |                              | \$ -                       |
| 6    | C          | Delinquent Installment Collection Fee for late payment of installment payment plans.                                                                              | CA Revenue and Taxation Code Section 2621                      | per late payment               | [\$35 to TTX & \$10 to General Fund]                                                   | 11,500                  | \$ 402,500                  | \$ 402,500                      | [\$35 to TTX & \$10 to General Fund]                                                   | 11,500                  | \$ 402,500                  | \$ 402,500                      | [\$35 to TTX & \$10 to General Fund]                                                   | 11,500                  | \$ 402,500                  | \$ 402,500                      |                              | \$ -                       |
| 7    | C          | Redemption Fee for defaulted properties.                                                                                                                          | CA Revenue and Taxation Code Section 4373                      | per redeemed property          | \$55 [\$40 to TTX & \$15 to General Fund]                                              | 3,100                   | \$ 125,000                  | \$ 125,000                      | \$55 [\$40 to TTX & \$15 to General Fund]                                              | 3,100                   | \$ 125,000                  | \$ 125,000                      | \$55 [\$40 to TTX & \$15 to General Fund]                                              | 3,100                   | \$ 125,000                  | \$ 125,000                      |                              | \$ -                       |
| 8    | C          | Magnetic tape of Secured property tax roll                                                                                                                        | Government Code Section 6257                                   | per tape/CD                    | \$ 400                                                                                 | 100                     | \$ 50,000                   | \$ 50,000                       | \$ 400.00                                                                              | 100                     | \$ 50,000                   | \$ 50,000                       | \$ 400.00                                                                              | 100                     | \$ 50,000                   | \$ 50,000                       |                              | \$ -                       |
| 9    | C          | Magnetic tape of Supplemental, Escape & Redemption property tax roll                                                                                              | Government Code Section 6257                                   | per tape/CD set                | \$ 200                                                                                 | 300                     | \$ 60,000                   | \$ 60,000                       | \$ 200.00                                                                              | 300                     | \$ 60,000                   | \$ 60,000                       | \$ 200.00                                                                              | 300                     | \$ 60,000                   | \$ 60,000                       |                              | \$ -                       |
| 10   | C          | Installment payment plan set up fee                                                                                                                               | S.F. Administrative Code sec 10.40-1                           | per account                    | \$ 50                                                                                  | 1,500                   | \$ 75,000                   | \$ 75,000                       | \$ 50.00                                                                               | 1,500                   | \$ 75,000                   | \$ 75,000                       | \$ 50.00                                                                               | 1,500                   | \$ 75,000                   | \$ 75,000                       |                              | \$ -                       |
| 11   | C          | Administration Fee for Issuance of Duplicate Business Tax Certificate                                                                                             | SF Business & Tax Article 6 Common Admin Sec.6.17-5            | per certificate                | \$ 25                                                                                  | 300                     | \$ 10,000                   | \$ 10,000                       | \$ 25.00                                                                               | 300                     | \$ 10,000                   | \$ 10,000                       | \$ 25.00                                                                               | 300                     | \$ 10,000                   | \$ 10,000                       |                              | \$ -                       |
| 12   | C          | Commissions from collections of delinquent accounts                                                                                                               | SF Administrative Code 10.40-1                                 | % of Collection                | 15% - 25% of total collected                                                           | N/A                     | \$ 300,000                  | \$ 300,000                      | 15% - 25% of total collected                                                           | N/A                     | \$ 300,000                  | \$ 300,000                      | 15% - 25% of total collected                                                           | N/A                     | \$ 300,000                  | \$ 300,000                      |                              | \$ -                       |
| 13   | C          | Collection Costs for new accounts assigned to TTX by other City departments                                                                                       | SF Administrative Code 10.40-1                                 | per account                    | \$ 25                                                                                  | 2,000                   | \$ 50,000                   | \$ 50,000                       | \$ 25.00                                                                               | 2,000                   | \$ 50,000                   | \$ 50,000                       | \$ 25.00                                                                               | 2,000                   | \$ 50,000                   | \$ 50,000                       |                              | \$ -                       |
| 14   | C          | Escrow Fee                                                                                                                                                        | SF Administrative Code 10.40-1                                 | per account                    | \$ 50                                                                                  | 1,000                   | \$ 50,000                   | \$ 50,000                       | \$ 50.00                                                                               | 1,000                   | \$ 50,000                   | \$ 50,000                       | \$ 50.00                                                                               | 1,000                   | \$ 50,000                   | \$ 50,000                       |                              | \$ -                       |
| 15   | C          | Business Code Violation Citation                                                                                                                                  | BT Code 6-17-5                                                 | per citation                   | \$ 50                                                                                  | 1,500                   | \$ 75,000                   | \$ 75,000                       | \$ 50.00                                                                               | 1,500                   | \$ 75,000                   | \$ 75,000                       | \$ 50.00                                                                               | 1,500                   | \$ 75,000                   | \$ 75,000                       |                              | \$ -                       |
| 16   | C          | Fees collected for small claims post judgment interest & returned checks charge if applicable.                                                                    | CA Civil Procedure Code 685.010 & CA Civil Procedure Code 1719 | per judgment collected         | 10% of amount collected.                                                               | N/A                     | \$ 20,000                   | \$ 20,000                       | 10% of amount collected.                                                               | N/A                     | \$ 20,000                   | \$ 20,000                       | 10% of amount collected.                                                               | N/A                     | \$ 20,000                   | \$ 20,000                       |                              | \$ -                       |
| 17   | C          | Revenue Equipment Compliance(RCE) Fee on all parking stations that are subject to the requirements in Article 22 to recover administrative and enforcement costs. | SF Business & Tax Regulation Code Article 22                   | per parking station            | \$ 500                                                                                 | 498                     | \$ 274,000                  | \$ 274,000                      | \$ 500.00                                                                              | 498                     | \$ 274,000                  | \$ 274,000                      | \$ 500.00                                                                              | 498                     | \$ 274,000                  | \$ 274,000                      |                              | \$ -                       |
| 18   | C          | Collection Fee Delinquent Business tax registration renewal, payroll tax payments etc..                                                                           | SF Business & Tax Article 6 Common Admin Sec.6.17-5            | per account per delinquency    | \$55 for all tax deadlines and all tax types. Note: \$25 Adm Fee for \$25 RG Taxpayers | 17,000                  | \$ 935,000                  | \$ 935,000                      | \$55 for all tax deadlines and all tax types. Note: \$25 Adm Fee for \$25 RG Taxpayers | 17,000                  | \$ 935,000                  | \$ 935,000                      | \$55 for all tax deadlines and all tax types. Note: \$25 Adm Fee for \$25 RG Taxpayers | 17,000                  | \$ 935,000                  | \$ 935,000                      |                              | \$ -                       |

Fee Status: C - Continuing  
M - Modified  
N - New  
D - Discontinued

**Budget Form 2B: Schedule of Licenses, Permits, Fines & Service Charges**  
**DEPARTMENT: WAR MEMORIAL (WAR)**

|                                                                          |      |
|--------------------------------------------------------------------------|------|
| Inflation Factor for FY 2015-16 Fee Auto Increase as per Code Section ** | 2.7% |
| Inflation Factor for FY 2016-17 Fee Auto Increase as per Code Section ** | 2.8% |

**MODIFIED AND NEW FEES**

| Item | Fee Status | Description                    | Code Authorization | Unit Basis (e.g., per sq. ft.) | FY 2014-15 Fee | FY 2014-15 Units (Est.) | FY 2014-15 Revenue Budgeted | FY 2014-15 Cost Recovery (Est.) | FY 2015-16 Fee ** | FY 2015-16 Units (Est.) | FY 2015-16 Revenue Proposed | FY 2015-16 Cost Recovery (Est.) | FY 2016-17 Fee ** | FY 2016-17 Units (Est.) | FY 2016-17 Revenue Proposed | FY 2016-17 Cost Recovery (Est.) | Fiscal Year of Last Increase | Fee Prior to Last Increase |
|------|------------|--------------------------------|--------------------|--------------------------------|----------------|-------------------------|-----------------------------|---------------------------------|-------------------|-------------------------|-----------------------------|---------------------------------|-------------------|-------------------------|-----------------------------|---------------------------------|------------------------------|----------------------------|
| 1    | M          | PARKING FEES                   | Charter 5.101      | per month                      | \$ 76          | 343                     | \$ 26,102                   |                                 | \$ 76             | 435                     | \$ 33,905                   |                                 | \$ 76             | 501                     | \$ 39,107                   |                                 | 2014-15                      | \$ 70                      |
| 2    | M          | GREEN ROOM RENTAL              | Charter 5.101      |                                | \$ -           |                         | \$ -                        |                                 | \$ -              |                         | \$ 130,050                  |                                 | \$ -              |                         | \$ 221,000                  |                                 |                              | \$ -                       |
|      |            | Non-Profit                     |                    | per use                        | \$ 750         | 0                       | \$ -                        |                                 | \$ 1,000          | 80                      |                             |                                 | \$ 1,000          | 96                      |                             |                                 | 2011-12                      | \$ 700                     |
|      |            | Standard (Mon-Thu)             |                    | per use                        | \$ 1,500       | 0                       | \$ -                        |                                 | \$ 2,000          | 10                      |                             |                                 | \$ 2,000          | 16                      |                             |                                 | 2010-11                      | \$ 1,350                   |
|      |            | Standard (Fri-Sun)             |                    | per use                        | \$ 1,800       | 0                       | \$ -                        |                                 | \$ 2,250          | 18                      |                             |                                 | \$ 2,250          | 20                      |                             |                                 | 2010-11                      | \$ 1,650                   |
|      |            | Weddings                       |                    | per use                        | \$ 1,800       | 0                       | \$ -                        |                                 | \$ 2,500          | 0                       |                             |                                 | \$ 2,500          | 25                      |                             |                                 | 2010-11                      | \$ 1,650                   |
| 3    | M          | HERBST THEATRE RENTAL          | Charter 5.101      |                                | \$ -           |                         | \$ -                        |                                 | \$ -              |                         | \$ 128,856                  |                                 | \$ -              |                         | \$ 184,250                  |                                 |                              | \$ -                       |
|      |            | Rehearsal-Weekday              |                    | per use                        | \$ 515         | 0                       | \$ -                        |                                 | \$ 600            | 3                       |                             |                                 | \$ 600            | 4                       |                             |                                 | 2011-12                      | \$ 500                     |
|      |            | Rehearsal-Evening              |                    | per use                        | \$ 725         | 0                       | \$ -                        |                                 | \$ 1,000          | 8                       |                             |                                 | \$ 1,000          | 14                      |                             |                                 | 2011-12                      | \$ 700                     |
|      |            | Non-Profit Weekday Perf.       |                    | per use                        | \$ 575         | 0                       | \$ -                        |                                 | \$ 875            | 12                      |                             |                                 | \$ 875            | 10                      |                             |                                 | 2011-12                      | \$ 550                     |
|      |            | Non-Profit Evening Perf.       |                    | per use                        | \$ 825         | 0                       | \$ -                        |                                 | \$ 1,250          | 110                     |                             |                                 | \$ 1,250          | 150                     |                             |                                 | 2011-12                      | \$ 800                     |
|      |            | Standard Performance           |                    | per use                        | \$ 1,400       | 0                       | \$ -                        |                                 | \$ 2,500          | 8                       |                             |                                 | \$ 2,500          | 12                      |                             |                                 | 2011-12                      | \$ 1,350                   |
| 4    | M          | RENTAL                         | Charter 5.101      | per s.f./yr.                   | \$ 13,311      | 0                       | \$ -                        |                                 | \$ 14,98          | varies                  | \$ 172,227                  |                                 | \$ 14,98          | varies                  | \$ 336,431                  |                                 | 2011-12                      | \$ 12,92                   |
| 5    | N          | VETERANS BUILDING EVENT RENTAL | Charter 5.101      |                                | \$ -           |                         | \$ -                        |                                 | \$ -              |                         | \$ 3,188                    |                                 | \$ -              |                         | \$ 66,300                   |                                 |                              | \$ -                       |
|      |            | Atrium Theater                 |                    | per use                        | \$ -           | 0                       | \$ -                        |                                 | \$ 750            | 3                       |                             |                                 | \$ 750            | 3                       |                             |                                 |                              |                            |
|      |            | Education Studio               |                    | per use                        | \$ -           | 0                       | \$ -                        |                                 | \$ 500            | 3                       |                             |                                 | \$ 500            | 3                       |                             |                                 |                              |                            |
|      |            | Opera - 6 month usage period   |                    | per day                        | \$ -           | 0                       | \$ -                        |                                 | \$ 495            | 0                       |                             |                                 | \$ 495            | 150                     |                             |                                 |                              |                            |

**CONTINUING FEES**

| Item | Fee Status | Description                   | Code Authorization | Unit Basis (e.g., per sq. ft.) | FY 2014-15 Fee | FY 2014-15 Units (Est.) | FY 2014-15 Revenue Budgeted | FY 2014-15 Cost Recovery (Est.) | FY 2015-16 Fee ** | FY 2015-16 Units (Est.) | FY 2015-16 Revenue Proposed | FY 2015-16 Cost Recovery (Est.) | FY 2016-17 Fee ** | FY 2016-17 Units (Est.) | FY 2016-17 Revenue Proposed | FY 2016-17 Cost Recovery (Est.) | Fiscal Year of Last Increase | Fee Prior to Last Increase |
|------|------------|-------------------------------|--------------------|--------------------------------|----------------|-------------------------|-----------------------------|---------------------------------|-------------------|-------------------------|-----------------------------|---------------------------------|-------------------|-------------------------|-----------------------------|---------------------------------|------------------------------|----------------------------|
| 6    | C          | OPERA HOUSE RENTAL            | Charter 5.101      |                                | \$ -           |                         | \$ 489,621                  |                                 | \$ -              |                         | \$ 479,230                  |                                 | \$ -              |                         | \$ 503,192                  |                                 |                              | \$ -                       |
|      |            | Rehearsal-Resident Full day   |                    |                                | \$ 1,225       | 182                     |                             |                                 | \$ 1,225          | 177                     |                             |                                 | \$ 1,285          | 177                     |                             |                                 | 2014-15                      | \$ 1,150                   |
|      |            | Rehearsal-Non-profit          |                    |                                | \$ 2,200       | 3                       |                             |                                 | \$ 2,200          | 2                       |                             |                                 | \$ 2,300          | 2                       |                             |                                 | 2014-15                      | \$ 2,100                   |
|      |            | Performance-Student           |                    |                                | \$ 950         | 2                       |                             |                                 | \$ 950            | 2                       |                             |                                 | \$ 995            | 2                       |                             |                                 | 2014-15                      | \$ 925                     |
|      |            | Performance-Resident          |                    |                                | \$ 1,500       | 171                     |                             |                                 | \$ 1,500          | 158                     |                             |                                 | \$ 1,575          | 158                     |                             |                                 | 2014-15                      | \$ 1,425                   |
|      |            | Performance-Non-profit        |                    |                                | \$ 5,000       | 8                       |                             |                                 | \$ 5,000          | 8                       |                             |                                 | \$ 5,250          | 8                       |                             |                                 | 2014-15                      | \$ 4,750                   |
|      |            | Performance-Standard          |                    |                                | \$ 7,250       | 0                       |                             |                                 | \$ 7,250          | 1                       |                             |                                 | \$ 7,600          | 1                       |                             |                                 | 2014-15                      | \$ 6,750                   |
| 7    | C          | OPERA HOUSE OFFICE RENTAL     | Charter 5.101      | per s.f./yr.                   | \$ 4.95        | 33229                   | \$ 139,812                  |                                 | \$ 4.95           | 33229                   | \$ 139,812                  |                                 | \$ 5.25           | 33229                   | \$ 148,285                  |                                 | 2014-15                      | \$ 4.68                    |
| 8    | C          | RENTAL                        | Charter 5.101      |                                | \$ -           |                         | \$ 603,989                  |                                 | \$ -              |                         | \$ 619,501                  |                                 | \$ -              |                         | \$ 650,476                  |                                 |                              | \$ -                       |
|      |            | Rehearsal - Resident day      |                    |                                | \$ 950         | 20                      |                             |                                 | \$ 950            | 12                      |                             |                                 | \$ 1,000          | 12                      |                             |                                 | 2014-15                      | \$ 900                     |
|      |            | Rehearsal - Resident day/eve  |                    |                                | \$ 1,225       | 71                      |                             |                                 | \$ 1,225          | 64                      |                             |                                 | \$ 1,285          | 64                      |                             |                                 | 2014-15                      | \$ 1,150                   |
|      |            | Rehearsal - Non-resident      |                    |                                | \$ 2,200       | 4                       |                             |                                 | \$ 2,200          | 2                       |                             |                                 | \$ 2,300          | 2                       |                             |                                 | 2014-15                      | \$ 2,100                   |
|      |            | Performance-Student           |                    |                                | \$ 950         | 26                      |                             |                                 | \$ 950            | 25                      |                             |                                 | \$ 995            | 25                      |                             |                                 | 2014-15                      | \$ 925                     |
|      |            | Performance-Resident          |                    |                                | \$ 1,500       | 187                     |                             |                                 | \$ 1,500          | 183                     |                             |                                 | \$ 1,575          | 183                     |                             |                                 | 2014-15                      | \$ 1,425                   |
|      |            | Performance-Non-profit        |                    |                                | \$ 5,000       | 38                      |                             |                                 | \$ 5,000          | 37                      |                             |                                 | \$ 5,250          | 37                      |                             |                                 |                              |                            |
|      |            | Performance-Standard          |                    |                                | \$ 7,250       | 4                       |                             |                                 | \$ 7,250          | 10                      |                             |                                 | \$ 7,600          | 10                      |                             |                                 |                              |                            |
| 9    | C          | DAVIES HALL OFFICE RENTAL     | Charter 5.101      | per s.f./yr.                   | \$ 4.95        | 30960                   | \$ 130,264                  |                                 | \$ 4.95           | 30960                   | \$ 130,264                  |                                 | \$ 5.25           | 30960                   | \$ 138,159                  |                                 | 2014-15                      | \$ 4.68                    |
| 10   | C          | ZELLERBACH REH. HALL RENTAL   | Charter 5.101      | per use                        | \$ -           |                         | \$ 177,144                  |                                 | \$ -              |                         | \$ 189,248                  |                                 | \$ -              |                         | \$ 198,145                  |                                 |                              | \$ -                       |
|      |            | Room A-Resident Company Use   |                    |                                | \$ 495         | 175                     |                             |                                 | \$ 495            | 198                     |                             |                                 | \$ 520            | 198                     |                             |                                 | 2014-15                      | \$ 470                     |
|      |            | Room A-Resident Public Use    |                    |                                | \$ 750         | 5                       |                             |                                 | \$ 750            | 10                      |                             |                                 | \$ 785            | 10                      |                             |                                 | 2014-15                      | new                        |
|      |            | Room A-Non-profit rehearsal   |                    |                                | \$ 575         | 11                      |                             |                                 | \$ 575            | 10                      |                             |                                 | \$ 600            | 10                      |                             |                                 | 2012-13                      | \$ 550                     |
|      |            | Room A-Non-profit public use  |                    |                                | \$ 750         | 1                       |                             |                                 | \$ 750            | 0                       |                             |                                 | \$ 785            | 0                       |                             |                                 | 2014-15                      | new                        |
|      |            | Room A-Standard rehearsal     |                    |                                | \$ 1,000       | 1                       |                             |                                 | \$ 1,000          | 1                       |                             |                                 | \$ 1,050          | 1                       |                             |                                 | 2014-15                      | \$ 950                     |
|      |            | Room A-Standard public use    |                    |                                | \$ 1,250       | 0                       |                             |                                 | \$ 1,250          | 0                       |                             |                                 | \$ 1,300          | 0                       |                             |                                 | 2014-15                      | new                        |
|      |            | Room B/C-Resident Company Use |                    |                                | \$ 305         | 326                     |                             |                                 | \$ 305            | 330                     |                             |                                 | \$ 320            | 330                     |                             |                                 | 2014-15                      | \$ 290                     |
|      |            | Room B/C-Non-profit           |                    |                                | \$ 375         | 25                      |                             |                                 | \$ 375            | 25                      |                             |                                 | \$ 390            | 25                      |                             |                                 | 2012-13                      | \$ 360                     |
|      |            | Room B/C-Standard             |                    |                                | \$ 675         | 0                       |                             |                                 | \$ 675            | 2                       |                             |                                 | \$ 700            | 2                       |                             |                                 | 2012-13                      | \$ 650                     |
| 11   | C          | MISC. SERVICE CHARGES         | Charter 5.101      | per use                        | varies         | varies                  | \$ 10,455                   |                                 | varies            | varies                  | \$ 82,178                   |                                 | varies            | varies                  | \$ 90,168                   |                                 | varies                       | varies                     |

Fee Status: C - Continuing  
M - Modified  
N - New  
D - Discontinued

OFFICE OF THE MAYOR  
SAN FRANCISCO



Leg Clerk, COB,  
Leg DD, city atty,  
Rules Clerk,  
EDWIN M. LEE  
MAYOR  
C Page  
active

**Notice of Appointment**

April 20, 2015

San Francisco Board of Supervisors  
City Hall, Room 244  
1 Carlton B. Goodlett Place.  
San Francisco, California 94102

RECEIVED  
BOARD OF SUPERVISORS  
SAN FRANCISCO  
2015 APR 20 PM 4:25  
AK

Honorable Board of Supervisors:

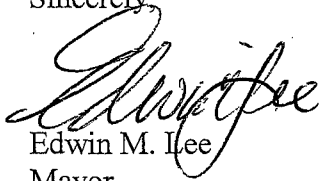
Pursuant to Section 3.100(18) of the Charter of the City and County of San Francisco, I hereby make the following appointment:

Gregg Sass to the Health Service Board, assuming the seat formerly held by Jean Fraser, for a three-year term ending May 15, 2018

I am confident that Mr. Sass, an elector of the City and County, will serve our community well. Attached herein for your reference are his qualifications to serve.

Should you have any questions related to this appointment, please contact my Director of Appointments, Nicole Wheaton, at (415) 554-7940.

Sincerely,

  
Edwin M. Lee  
Mayor

14

OFFICE OF THE MAYOR  
SAN FRANCISCO



EDWIN M. LEE  
MAYOR

April 20, 2015

Angela Calvillo  
Clerk of the Board, Board of Supervisors  
San Francisco City Hall  
1 Carlton B. Goodlett Place  
San Francisco, CA 94102

Dear Ms. Calvillo,

Pursuant to Section 3.100(18) of the Charter of the City and County of San Francisco, I hereby make the following appointment:

Gregg Sass to the Health Service Board, assuming the seat formerly held by Jean Fraser, for a three-year term ending May 15, 2018

I am confident that Mr. Sass, an elector of the City and County, will serve our community well. Attached herein for your reference are his qualifications to serve.

Should you have any questions related to this appointment, please contact my Director of Appointments, Nicole Wheaton, at (415) 554-7940.

Sincerely,

A handwritten signature in cursive script, appearing to read "Edwin M. Lee".

Edwin M. Lee  
Mayor

**GREGG L. SASS, CPA (inactive)**  
3336 Scott Street  
San Francisco, California 94123

Home : (415) 602-1150  
Cell : (415) 602-1150  
email : greggsass1@gmail.com

**SENIOR HEALTHCARE FINANCIAL EXECUTIVE** with 40 years experience in all areas of healthcare financial management. Most recently, Chief Financial Officer for the Department of Public Health for the City and County of San Francisco. Previous experience includes seven years as VP-Finance for a 300-physician medical group; eight years as VP-Finance and Controller for four San Francisco medical centers; five years as healthcare audit and consulting partner for a major public accounting firm and six years with two prominent healthcare consulting firms.

I retired from my position as Chief Financial Officer for the Department of Health on August 5, 2011. In that position I was responsible for financial management of the largest department in the City with an operating budget of \$1.5 billion and 8,000 employees managing all financial accounting and reporting, budgeting, information systems and receivable management. The Department of Health is an integrated health network that includes two hospitals, a network of community clinics, home health agency, behavioral health services, jail health services and numerous public health services including over \$200 million in contracts with community organizations providing medical and behavioral health services. I returned to the City of San Francisco in 2013 to serve as the Interim CFO for the Health Services System (HSS) and 2014 assisted HSS with the annual audit of the Health Services Trust Fund.

**CAREER EXPERIENCE:**

|                                                                                                                                               |             |
|-----------------------------------------------------------------------------------------------------------------------------------------------|-------------|
| <b>CITY AND COUNTY OF SAN FRANCISCO</b><br><b>DEPARTMENT OF PUBLIC HEALTH</b><br>San Francisco California<br><b>Chief Financial Officer</b>   | 2001 - 2011 |
| <b>CERTUS CORPORATION</b><br>Health Care Financial Consultants<br><b>Vice-President</b>                                                       | 1999 - 2001 |
| <b>ST LUKE'S HOSPITAL</b><br>San Francisco, California<br><b>Vice-President, Finance</b>                                                      | 1998 - 1999 |
| <b>EMERGENCY PHYSICIANS' MEDICAL GROUP</b><br>San Francisco, California<br><b>Vice-President, Finance</b>                                     | 1992 - 1998 |
| <b>PACIFIC PRESBYTERIAN MEDICAL CENTER</b><br>San Francisco, California<br><b>Vice-President, Finance</b>                                     | 1989 - 1992 |
| <b>KPMG PEAT MARWICK</b><br>Western Region Healthcare Practice<br>San Francisco, California<br><b>Healthcare Audit and Consulting Partner</b> | 1985 - 1990 |
| <b>KNIGHT &amp; CARLSON</b><br>Healthcare Financial Consultants<br>Walnut Creek, California<br><b>Consulting Manager</b>                      | 1981 - 1985 |
| <b>MOUNT ZION HOSPITAL MEDICAL CENTER</b><br>San Francisco, California<br><b>Chief Financial Officer</b>                                      | 1977 - 1981 |
| <b>BRAY &amp; BURKE, CPAs</b><br>Hayward, California<br><b>Tax &amp; Audit Manager</b>                                                        | 1975 - 1977 |
| <b>BLUE CROSS OF NORTHERN CALIFORNIA</b><br>Medicare Auditor                                                                                  | 1973 - 1975 |

**EDUCATION:**

**UNIVERSITY OF CALIFORNIA**  
Berkeley, CA, BS Degree Accounting  
3-73


**Uniform CPA Examination, 11-74**

**OTHER COMMUNITY INVOLVEMENT:**

**OPERATION ACCESS**  
Board Member and Finance Committee  
Chair  
2011- Present

**FAMILY SERVICE AGENCY**  
Board Member and Finance Committee  
Chair  
2012 – April, 2014

BOARD of SUPERVISORS



City Hall  
1 Dr. Carlton B. Goodlett Place, Room 244  
San Francisco 94102-4689  
Tel. No. 554-5184  
Fax No. 554-5163  
TDD/TTY No. 544-5227

---

---

MEMORANDUM

---

---

Date: April 23, 2015  
To: Honorable Members, Board of Supervisors  
From: Angela Calvillo, Clerk of the Board  
Subject: Form 700

---

This is to inform you that the following individual has submitted a Form 700 Statement:

Cerda, Juan –Legislative Aide - Leaving office

15

BOARD of SUPERVISORS



City Hall  
Dr. Carlton B. Goodlett Place, Room 244  
San Francisco 94102-4689  
Tel. No. 554-5184  
Fax No. 554-5163  
TDD/TTY No. 544-5227

---

---

**MEMORANDUM**

---

---

Date: April 27, 2015  
To: Board of Supervisors  
From: ~~AC~~ Angela Calvillo, Clerk of The Board  
Subject: Quarterly Report on Departmental Spending  
Quarter Ending March 31, 2015

---

Section 10.19-5 of the Administrative Code requires that all City departments submit a report to the Board of Supervisors identifying any areas, by appropriations item, where the department's rate of spending, if continued for the rest of the fiscal year, would exceed the total appropriation for the fiscal year for that item.

For the third quarter of FY 2014/15, the department's expenditure rate, across all line items, if continued for the rest of the fiscal year, would not exceed the total appropriation for those items. Year-to-month-end expenditure rates, by appropriation item, for the quarter ending March 31, 2015 are as follows:

- 001 Salaries – 69.7%
- 013 Mandatory Fringe Benefits – 66.9%
- 021 Non Personnel Services – 61.0%
- 040 Materials & Supplies – 42.5%
- 060 Capital Outlay – 82.5% (one-time equipment purchase)
- 06P Programmatic Projects – 0.0%
- 081 Services of Other Departments – 58.1%
- 086 Expenditure Recovery – 32.5%

The department expects to stay within the appropriated budget for the fiscal year.



BOARD of SUPERVISORS



City Hall  
1 Dr. Carlton B. Goodlett Place, Room 244  
San Francisco 94102-4689  
Tel. No. 554-5184  
Fax No. 554-5163  
TDD/TTY No. 544-5227

---

---

MEMORANDUM

---

---

Date: April 27, 2015  
To: Honorable Members, Board of Supervisors  
From: *AC* Angela Calvillo, Clerk of the Board  
Subject: Ethics Regulation Takes Effect

---

The Ethics Commission referred to the Board of Supervisors (Board), the following amendment to a regulation that was approved /adopted at the Ethics Commission's February 23, 2015 meeting:

- Amendment to SFEC Regulation section 1.142-2(c) – to require candidates participating in the City's public financing program to file eligibility information with the Commission "electronically in a manner to be designated by the Commission."

Under San Francisco Charter section 15.102, the Board had 60 days after adoption, to hold a hearing for the purpose of vetoing this regulation. The deadline was April 24, 2015, no hearing was requested, we, therefore understand that the regulation took effect April 25, 2015.