

File No. 161074

Committee Item No. 2

Board Item No. _____

COMMITTEE/BOARD OF SUPERVISORS

AGENDA PACKET CONTENTS LIST

Committee: Budget & Finance Committee

Date November 16, 2016

Board of Supervisors Meeting

Date _____

Cmte Board

- | | | |
|-------------------------------------|--------------------------|--|
| <input type="checkbox"/> | <input type="checkbox"/> | Motion |
| <input checked="" type="checkbox"/> | <input type="checkbox"/> | Resolution |
| <input type="checkbox"/> | <input type="checkbox"/> | Ordinance |
| <input type="checkbox"/> | <input type="checkbox"/> | Legislative Digest |
| <input type="checkbox"/> | <input type="checkbox"/> | Budget and Legislative Analyst Report |
| <input type="checkbox"/> | <input type="checkbox"/> | Youth Commission Report |
| <input type="checkbox"/> | <input type="checkbox"/> | Introduction Form |
| <input type="checkbox"/> | <input type="checkbox"/> | Department/Agency Cover Letter and/or Report |
| <input type="checkbox"/> | <input type="checkbox"/> | MOU |
| <input checked="" type="checkbox"/> | <input type="checkbox"/> | Grant Information Form |
| <input checked="" type="checkbox"/> | <input type="checkbox"/> | Grant Budget |
| <input type="checkbox"/> | <input type="checkbox"/> | Subcontract Budget |
| <input type="checkbox"/> | <input type="checkbox"/> | Contract/Agreement |
| <input checked="" type="checkbox"/> | <input type="checkbox"/> | Form 126 – Ethics Commission |
| <input checked="" type="checkbox"/> | <input type="checkbox"/> | Award Letter |
| <input type="checkbox"/> | <input type="checkbox"/> | Application |
| <input type="checkbox"/> | <input type="checkbox"/> | Public Correspondence |

OTHER (Use back side if additional space is needed)

- | | | |
|-------------------------------------|--------------------------|------------------------|
| <input checked="" type="checkbox"/> | <input type="checkbox"/> | <u>MTC Resolutions</u> |
| <input type="checkbox"/> | <input type="checkbox"/> | _____ |
| <input type="checkbox"/> | <input type="checkbox"/> | _____ |
| <input type="checkbox"/> | <input type="checkbox"/> | _____ |
| <input type="checkbox"/> | <input type="checkbox"/> | _____ |
| <input type="checkbox"/> | <input type="checkbox"/> | _____ |
| <input type="checkbox"/> | <input type="checkbox"/> | _____ |
| <input type="checkbox"/> | <input type="checkbox"/> | _____ |
| <input type="checkbox"/> | <input type="checkbox"/> | _____ |
| <input type="checkbox"/> | <input type="checkbox"/> | _____ |
| <input type="checkbox"/> | <input type="checkbox"/> | _____ |
| <input type="checkbox"/> | <input type="checkbox"/> | _____ |

Completed by: Linda Wong Date November 10, 2016

Completed by: Linda Wong Date _____

1 [Accept and Expend Grant - Metropolitan Transportation Commission - San Francisco Safe
2 Routes to School Program - \$360,000]

3 **Resolution retroactively authorizing the Department of Public Health to accept and**
4 **expend a grant in the amount of \$360,000 in Federal Surface Transportation Program**
5 **and/or Congestion Mitigation and Air Quality Improvements Funds through**
6 **Metropolitan Transportation Commission's Safe Routes to School Grant Program for**
7 **the period of October 1, 2016, through August 31, 2017, and waiving indirect costs.**

8
9 WHEREAS, Metropolitan Transportation Commission awarded San Francisco
10 Department of Public Health in the amount of \$1,439,000 for the San Francisco Safe Routes
11 to School Program for the period of September 1, 2014, through August 31, 2017; and

12 WHEREAS, On October 22, 2013, the Board of Supervisors approved and authorized
13 to accept and expend these funds, a copy of which is on file with the Clerk of the Board of
14 Supervisors in File No. 130890; and

15 WHEREAS, Metropolitan Transportation Commission awarded San Francisco
16 Department of Public Health an additional funding of \$360,000 for the San Francisco Safe
17 Routes to School Program for the period of October 1, 2016, though August 31, 2017; and

18 WHEREAS, The full project period of the grant starts on September 1, 2014, and ends
19 on August 31, 2017, with additional funding for the period of October 1, 2016, through August
20 31, 2017; and

21 WHEREAS, The purpose of this additional funding is to expand the following: San
22 Francisco Safe Routes to School communication and evaluation, parent/caregiver outreach,
23 San Francisco Safe Routes to School assemblies on pedestrian and bike safety, hands-on
24 bike education to middle schools, reach of Walk and Roll to School Day 2016, reach of school
25 transportation toolkits, and annual school commute study to school year 2016-2017; and

1 WHEREAS, San Francisco Safe Routes to School Program does not contain indirect
2 costs because San Francisco Department of Public Health does not have an approved
3 indirect cost agreement with the California Department of Transportation (CalTrans) allowing
4 for indirect costs in the budget; now, therefore, be it

5 RESOLVED, That San Francisco Department of Public Health is hereby authorized to
6 retroactively accept and expend a grant in the amount of \$360,000 from Metropolitan
7 Transportation Commission as programmed by San Francisco County Transportation
8 Authority; and, be it

9 FURTHER RESOLVED, That the Board of Supervisors hereby waives inclusion of
10 indirect costs in the grant budget; and, be it

11 FURTHER RESOLVED, That San Francisco Department of Public Health is hereby
12 authorized to retroactively accept and expend the grant funds pursuant to San Francisco
13 Administrative Code, Section 10.170-1; and, be it

14 FURTHER RESOLVED, That the Director of Health is authorized to enter into the
15 agreement on behalf of the City.

16
17
18
19
20
21
22
23
24
25


1
2
3
4
5
6
7
8
9
10
11
12
13
14
15
16
17
18
19
20
21
22
23
24
25

RECOMMENDED:




Barbara A. Garcia, MPA
Director of Health

APPROVED:



Office of the Mayor

for



Office of the Controller

File Number: 161074
(Provided by Clerk of Board of Supervisors)

Grant Resolution Information Form
(Effective July 2011)

Purpose: Accompanies proposed Board of Supervisors resolutions authorizing a Department to accept and expend grant funds.

The following describes the grant referred to in the accompanying resolution:

1. Grant Title: **San Francisco Safe Routes to School Program**
2. Department: **SF Dept. of Public Health, Population Health Division, CHE&P Branch**
3. Contact Person: **Ana Validzic** Telephone: **(415) 581-2478**
4. Grant Approval Status (check one):

Approved by funding agency Not yet approved

5. Amount of Grant Funding Approved or Applied for: **\$360,000 (additional funding)**
(see below for breakdown)

Year	Grant
14-15	\$ 532,830
15-16	\$ 453,085
16-17 (original)	\$ 453,085
16-17 (additional)	\$ 360,000
TOTAL	\$ 1,799,000

6a. Matching Funds Required: **\$0**

b. Source(s) of matching funds (if applicable):

7a. Grant Source Agency: **Federal Highway Administration (FHWA)**

b. Grant Pass-Through Agency (if applicable): **Metropolitan Transportation Commission**

8. Proposed Grant Project Summary:

The overall purpose of the San Francisco Safe Routes to School (SF SRTS) program is to promote walking and biking to and from San Francisco schools. Specifically, SF SRTS will deliver an integrated set of services based on four of the five Es – Education, Encouragement, Engineering and Evaluation - to 35 elementary, 3 middle and 2 high SFUSD schools from September 2014 to August 2017.

SF SRTS began offering services at elementary schools in San Francisco in fiscal year 09-10, while also building capacity—at the school-site and district level—to provide ongoing services that promote safe walking and biking to school. SF SRTS utilizes the internationally accepted five Es of the SRTS model – Education, Encouragement, Engineering, Enforcement and Evaluation. In addition, the SF SRTS team has put into place an interagency system for prioritizing schools for future SRTS services and infrastructure projects, thus building the long-term capacity of San Francisco schools to promote walking and biking to school. The SF SRTS coalition includes a multi-disciplinary group of city agencies, non-profit organizations, and public schools working together to make San Francisco safer for all school-aged children to walk and bike safely to school.

The Metropolitan Transportation Commission awarded an additional \$360,000 to the SF Safe Routes to School Project in school year 16-17. With these additional funds, specific program deliverables will include:

- Expanding SRTS communication and evaluation;
- Expanding parent/caregiver outreach;
- Expanding SRTS assemblies on pedestrian and bike safety;
- Expanding hands-on bike education to middle schools;
- Expanding reach of Walk and Roll to School Day 2016;
- Expanding reach of school transportation toolkits; and
- Expanding annual school commute study to school year 16-17.

9. Grant Project Schedule, as allowed in approval documents, or as proposed:

Start-Date: October 1, 2016 End-Date: August 31, 2017

10a. Amount budgeted for contractual services: **\$281,518 (additional funding)**

b. Will contractual services be put out to bid?

No, this will be a sole source contract. Agencies receiving contracts and subcontracts are active members of the SRTS-SF Partnership and helped write the grant application. They are the only agencies that can carry out the work required by the grant. Sole source contract will be established with the following agency and subcontractors for the following amounts:

Item	SRTS grant - FY 14-15	SRTS grant - FY 15-16	SRTS grant - FY 16-17 original	Additional funds for 16-17	Total
SF Study Center fiscal sponsorship for SFUSD, Presidio YMCA, SF Bike Coalition, and Walk SF	\$33,304	\$33,304	\$33,304	\$27,898	\$127,810
SF Unified School District school outreach and coordination	\$21,325	\$21,325	\$21,325	\$87,280	\$151,254
Presidio YMCA skills-based education and encouragement activities	\$104,652	\$104,652	\$104,652	\$59,711	\$373,667
SF Bike Coalition educational and encouragement activities	\$122,543	\$122,543	\$122,543	\$24,925	\$392,554
Walk SF work for education and encouragement activities	\$69,857	\$69,857	\$69,857	\$37,704	\$247,275
Assemblies by Bay Area Children's Theatre	\$14,000	\$14,000	\$14,000	\$29,000	\$71,000
SRTS Curricula	\$2,000			\$0	\$2,000
UCSF School Commute Survey			\$0	\$15,000	\$15,000
TOTAL AMOUNT FOR STUDY CENTER CONTRACT	\$367,681	\$365,681	\$365,681	\$281,518	\$1,380,560

c. If so, will contract services help to further the goals of the Department's Local Business Enterprise (LBE) requirements? **No, because this grant is derived from federal transportation dollars and must meet DBE requirements as mandated by the funder.**

d. Is this likely to be a one-time or ongoing request for contracting out? **One-Time**

11a. Does the budget include indirect costs? Yes No

b1. If yes, how much? \$

b2. How was the amount calculated?

c1. If no, why are indirect costs not included?

Not allowed by granting agency

To maximize use of grant funds on direct services

Other (please explain):

c2. If no indirect costs are included, what would have been the indirect costs? **\$197,890**

12. Any other significant grant requirements or comments:

**GRANT CODE (Please include Grant Code and Detail in FAMIS): Grant code HCCH07.
Grant detail 1700. Index code HCHPHLLEDGR.**

****Disability Access Checklist***(Department must forward a copy of all completed Grant Information Forms to the Mayor's Office of Disability)**

13. This Grant is intended for activities at (check all that apply):

<input checked="" type="checkbox"/> Existing Site(s)	<input checked="" type="checkbox"/> Existing Structure(s)	<input checked="" type="checkbox"/> Existing Program(s) or Service(s)
<input type="checkbox"/> Rehabilitated Site(s)	<input type="checkbox"/> Rehabilitated Structure(s)	<input type="checkbox"/> New Program(s) or Service(s)
<input type="checkbox"/> New Site(s)	<input type="checkbox"/> New Structure(s)	

14. The Departmental ADA Coordinator or the Mayor's Office on Disability have reviewed the proposal and concluded that the project as proposed will be in compliance with the Americans with Disabilities Act and all other Federal, State and local disability rights laws and regulations and will allow the full inclusion of persons with disabilities. These requirements include, but are not limited to:

1. Having staff trained in how to provide reasonable modifications in policies, practices and procedures;
2. Having auxiliary aids and services available in a timely manner in order to ensure communication access;
3. Ensuring that any service areas and related facilities open to the public are architecturally accessible and have been inspected and approved by the DPW Access Compliance Officer or the Mayor's Office on Disability Compliance Officers.

If such access would be technically infeasible, this is described in the comments section below:

Comments:

Departmental ADA Coordinator or Mayor's Office of Disability Reviewer:

Matthew Valdez
(Name)

EEO Programs Manager, Office of Equal Employment Opportunity and Cultural Competency
(Title)

Date Reviewed: 09-06-16

[Signature]
(Signature Required)

Department Head or Designee Approval of Grant Information Form:

Barbara A. Garcia, MPA
(Name)

Director of Health
(Title)

Date Reviewed: 9/6/16

[Signature]
(Signature Required)

Safe Routes to School-San Francisco (SRTS-SF) Non-Infrastructure Project				
Budget Period: September 1, 2014 - August 31, 2015				
A. Positions and Salaries - DPH (lead agency)		SRTS - grant	Local Match	Total
1	Health Educator: A. Validzic, MPH - grant management .40 FTE	\$35,225		\$35,225
1	Health Educator: A. Validzic, MPH - evaluation .10 FTE	\$8,806		\$8,806
2	Public Service Aide: To be determined \$17.2125/hr	\$17,901		\$17,901
TOTAL SALARY COSTS		\$61,932		\$61,932
B. Fringe Benefits = 10% for Public Service Aides, 50% for all others		SRTS - grant		Total
1	Health Educator: A. Validzic, MPH - grant management .40 FTE	\$17,612		\$17,612
1	Health Educator: A. Validzic, MPH - evaluation .10 FTE	\$4,403		\$4,403
2	Public Service Aide: To be determined \$17.2125/hr	\$1,790		\$1,790
TOTAL FRINGE BENEFIT COSTS		\$23,806		\$23,806
<p>1 The Health Educator position will serve as the Project Director. She will be responsible for overall project coordination and evaluation.</p> <p>2 The Public Service Aide will provide data entry and evaluation support to the project and project staff.</p>				
TOTAL SFDPH PERSONNEL COSTS		\$85,738		\$85,738
C. Consultants/Contractual Services (see attached separate budgets for each SRTS-SF partner)				
Item		SRTS - grant	Local Match	Total
SF Study Center fiscal sponsorship for SFUSD, Presidio YMCA, SF Bike Coalition, and Walk SF		\$33,304		\$33,304
SF Unified School District school outreach and coordination		\$21,325		\$21,325
Presidio YMCA skills-based education and encouragement activities		\$104,652		\$104,652
SF Bike Coalition educational and encouragement activities		\$122,543		\$122,543
Walk SF work for education and encouragement activities		\$69,857		\$69,857
Assemblies by Bay Area Children's Theater		\$14,000		\$14,000
SRTS Curricula and Staff Specialist		\$2,000		\$2,000
SF Dept of Environment workorder to create TDM toolkits		\$77,742		\$77,742
TOTAL CONSULTANT AND CONTRACTUAL SERVICES		\$445,423	\$0	\$445,423
D. Other Direct Costs				
Item		SRTS - grant		Total
Photocopying Services - Repro		\$1,667		\$1,667
TOTAL EQUIPMENT AND SUPPLIES EXPENSES		\$1,667		\$1,667
TOTAL BUDGET FOR 2014-15		\$532,827	\$0	\$532,827

DIST-CO-RTE-AGENCY: 04-SF-0-SFPH
 Federal Project No: CML-6447(006)
 EA: 414000289

Safe Routes to School-San Francisco (SRTS-SF) Non-Infrastructure Project

Budget Period: September 1, 2015 - August 31, 2016

A. Positions and Salaries - DPH (lead agency)		SRTS - grant	Local Match	Total
1	Health Educator: A. Validzic, MPH - grant management .40 FTE	\$35,225		\$35,225
1	Health Educator: A. Validzic, MPH - evaluation .10 FTE	\$8,806		\$8,806
2	Public Service Aide: To be determined \$17,2125/hr	\$17,901		\$17,901
TOTAL SALARY COSTS		\$61,932		\$61,932

B. Fringe Benefits = 10% for Public Service Aides, 50% for all others		SRTS - grant	Local Match	Total
1	Health Educator: A. Validzic, MPH - grant management .40 FTE	\$17,612		\$17,612
1	Health Educator: A. Validzic, MPH - evaluation .10 FTE	\$4,403		\$4,403
2	Public Service Aide: To be determined \$17,2125/hr	\$1,790		\$1,790
TOTAL FRINGE BENEFIT COSTS		\$23,806		\$23,806

- 1 The Health Educator position will serve as the Project Director. She will be responsible for overall project coordination and evaluation.
 2 The Public Service Aide will provide data entry and evaluation support to the project and project staff.

TOTAL SFDPH PERSONNEL COSTS	\$85,738		\$85,738
------------------------------------	-----------------	--	-----------------

C. Consultants/Contractual Services (see attached separate budgets for each SRTS-SF partner)			
Item	SRTS - grant	Local Match	Total
SF Study Center fiscal sponsorship for SFUSD, Presidio YMCA, SF Bike Coalition, and Walk SF	\$33,304		\$33,304
SF Unified School District school outreach and coordination	\$21,325		\$21,325
Presidio YMCA skills-based education and encouragement activities	\$104,652		\$104,652
SF Bike Coalition educational and encouragement activities	\$122,543		\$122,543
Walk SF work for education and encouragement activities	\$69,857		\$69,857
Assemblies by Bay Area Children's Theater	\$14,000		\$14,000
SRTS Curricula and Staff Specialist			\$0
SF Dept of Environment workorder to create TDM toolkits			\$0
TOTAL CONSULTANT AND CONTRACTUAL SERVICES	\$365,681	\$0	\$365,681

D. Other Direct Costs			
Item	SRTS - grant	Local Match	Total
Photocopying Services - Repro	\$1,667		\$1,667
TOTAL EQUIPMENT AND SUPPLIES EXPENSES	\$1,667		\$1,667

TOTAL BUDGET FOR 2015-16	\$453,085	\$0	\$453,085
---------------------------------	------------------	------------	------------------

DIST-CO-RTE-AGENCY: 04-SF-0-SFPH
 Federal Project No: CML-6447(006)
 EA: 414000289

Safe Routes to School-San Francisco (SRTS-SF) Non-Infrastructure Project

Budget Period: October 1, 2016 - August 31, 2017

		SRTS - grant	Additional funds for 10/1/16- 8/31/17	Local Match	Total
A. Positions and Salaries - DPH (lead agency)					
1	Health Educator: A. Validzic, MPH - grant management .40 FTE	\$35,225			\$35,225
1	Health Educator: A. Validzic, MPH - evaluation .10 FTE	\$8,806			\$8,806
2	Two Public Service Aides: J. Chinchilla and E. Balignit \$19.4884/hr	\$17,901	\$40,536		\$58,437
TOTAL SALARY COSTS		\$61,932	\$40,536		\$102,468

		SRTS - grant	Additional funds for 16-17	Local Match	Total
B. Fringe Benefits = 10% for Public Service Aides, 50% for all others					
1	Health Educator: A. Validzic, MPH - grant management .40 FTE	\$17,612			\$17,612
1	Health Educator: A. Validzic, MPH - evaluation .10 FTE	\$4,403			\$4,403
2	Two Public Service Aides: J. Chinchilla and E. Balignit \$19.4884/hr	\$1,790	\$20,268		\$22,058
TOTAL FRINGE BENEFIT COSTS		\$23,806	\$20,268		\$44,074

- 1 The Health Educator position will serve as the Project Director She will be responsible for overall project coordination and evaluation.
 2 evaluation support to the project and project staff.

TOTAL SFDPH PERSONNEL COSTS	\$85,738	\$60,804		\$146,541
------------------------------------	-----------------	-----------------	--	------------------

C. Consultants/Contractual Services (see attached separate budgets for each SRTS-SF partner)

Item	SRTS - grant	Additional funds for 16-17	Local Match	Total
SF Study Center fiscal sponsorship for SFUSD, Presidio YMCA, SF Bike Coalition, and Walk SF	\$33,304	\$27,898		\$61,202
SF Unified School District school outreach and coordination	\$21,325	\$87,280		\$108,605
Presidio YMCA skills-based education and encouragement activities	\$104,652	\$59,711		\$164,363
SF Bike Coalition educational and encouragement activities	\$122,543	\$24,925		\$147,468
Walk SF work for education and encouragement activities	\$69,857	\$37,704		\$107,561
Assemblies by Bay Area Children's Theater	\$14,000	\$29,000		\$43,000
SRTS Curricula and Staff Specialist				\$0
UCSF Commute Study		\$15,000		\$15,000
SF Dept of Environment workorder to create TDM toolkits		\$15,000		\$15,000
TOTAL CONSULTANT AND CONTRACTUAL SERVICES	\$365,681	\$296,518	\$0	\$662,199

D. Other Direct Costs

Item	SRTS - grant	Additional funds for 16-17	Local Match	Total
Photocopying Services - Repro	\$1,667	\$2,678		\$4,345
TOTAL EQUIPMENT AND SUPPLIES EXPENSES	\$1,667	\$2,678		\$4,345

TOTAL BUDGET FOR 2016-17	\$453,085	\$360,000	\$0	\$813,085
---------------------------------	------------------	------------------	------------	------------------

Safe Routes to School-San Francisco (SRTS-SF) Non-Infrastructure Project

TOTAL Budget Period: September 1, 2014 - August 31, 2017

A. Positions and Salaries - DPH (lead agency)		SRTS - grant	Additional funds for 10/1/16-8/31/17	Local Match	Total
1	Health Educator: A. Validzic, MPH - grant management .40 FTE	\$105,674	\$0		\$105,674
1	Health Educator: A. Validzic, MPH - evaluation .10 FTE	\$26,419	\$0		\$26,419
2	Public Service Aide: To be determined \$17.2125/hr	\$53,703	\$40,536		\$94,239
TOTAL SALARY COSTS		\$185,796	\$40,536		\$226,332

B. Fringe Benefits = 10% for Public Service Aides, 50% for all others		SRTS - grant	Additional funds for 16-17	Local Match	Total
1	Health Educator: A. Validzic, MPH - grant management .40 FTE	\$52,837	\$0		\$52,837
1	Health Educator: A. Validzic, MPH - evaluation .10 FTE	\$13,209	\$0		\$13,209
2	Public Service Aide: To be determined \$17.2125/hr	\$5,370	\$20,268		\$25,638
TOTAL FRINGE BENEFIT COSTS		\$71,417	\$20,268		\$91,685

- 1 The Health Educator position will serve as the Project Director. She will be responsible for overall project coordination and evaluation.
 2 The Public Service Aide will provide data entry and evaluation support to the project and project staff.

TOTAL SFDPH PERSONNEL COSTS	\$257,213	\$60,804		\$318,017
------------------------------------	------------------	-----------------	--	------------------

C. Consultants/Contractual Services (see attached separate budgets for each SRTS-SF partner)

Item	SRTS - grant	Additional funds for 16-17	Local Match	Total
SF Study Center fiscal sponsorship for SFUSD, Presidio YMCA, SF Bike Coalition, and Walk SF	\$99,913	\$27,898		\$127,811
SF Unified School District school outreach and coordination	\$63,974	\$87,280	\$0	\$151,254
Presidio YMCA skills-based education and encouragement activities	\$313,956	\$59,711	\$0	\$373,667
SF Bike Coalition educational and encouragement activities	\$367,631	\$24,925	\$0	\$392,556
Walk SF work for education and encouragement activities	\$209,572	\$37,704		\$247,276
Assemblies by Bay Area Children's Theater	\$42,000	\$29,000		\$71,000
SRTS Curricula and Staff Specialist	\$2,000	\$0	\$0	\$2,000
UCSF School Commute Survey	\$0	\$15,000		\$15,000
SF Dept of Environment workorder to create TDM toolkits	\$77,742	\$15,000		\$92,742
TOTAL CONSULTANT AND CONTRACTUAL SERVICES	\$1,176,788	\$296,518	\$0	\$1,473,306

D. Other Direct Costs

Item	SRTS - grant	Additional funds for 16-17	Local Match	Total
Photocopying Services - Repro	\$5,000	\$2,678		\$7,678
TOTAL EQUIPMENT AND SUPPLIES EXPENSES	\$5,000	\$2,678		\$7,678

TOTAL BUDGET FOR 2014-17	\$1,439,000	\$360,000	\$0	\$1,799,000
---------------------------------	--------------------	------------------	------------	--------------------

Non-Infrastructure Project Work Plan - Deliverables, Costs and Schedule

Date:	April 29, 2016			
Project Number:	CML-6447(006)			
Project Location:	35 public elementary schools, 3 middle schools, and 2 high schools within San Francisco			
Project Description:	Promote walking and biking to and from school in San Francisco utilizing the internationally recognized SRTS program.			
Task Summary:		Participating Cost	Non Participating Cost	
Task 1	SF SRTS grant management per federal transportation aid requirements	\$219,316	\$0	Construction Engineering
Task 2	SFUSD school coordination and outreach	\$151,254	\$0	Construction
Task 3	Outreach Team to provide targeted outreach, education, and encouragement	\$71,926	\$0	Construction
Task 4	Parent/guardian champions at participating schools	\$310,587	\$0	Construction
Task 5	In-school assemblies for elementary school	\$71,000	\$0	Construction
Task 6	Bicycle rodeos for elementary schools	\$121,600	\$0	Construction
Task 7	Bike clubs for 3 middle schools	\$104,912	\$0	Construction
Task 8	Bike shop programs for 2 high schools	\$147,154	\$0	Construction
Task 9	Fiscal intermediary fees and curriculum for classroom teachers	\$129,811	\$0	Construction
Task 10	Regular walk and roll events	\$169,277	\$0	Construction
Task 11	Annual Walk and Roll to School Day	\$51,985	\$0	Construction
Task 12	Annual Bike and Roll to School Week	\$36,057	\$0	Construction
Task 13	Transportation demand management (TDM) toolkits	\$92,742	\$0	Construction
Task 14	Program Evaluation and UCSF school commute study for 16-17	\$121,379	\$0	Construction
GRAND TOTAL		\$1,799,000		

SEE ATTACHED WORKSHEETS FOR DETAILS OF EACH TASK.

TASK 1a DETAIL: GRANT MANAGEMENT - DPH			
Task Summary:		Manage all aspects of SRTS grant management and overall coordination	
Schedule:		Start Date: September 1, 2014	End Date: August 31, 2017
Activities/Deliverables:	1	Manage grant including invoices	
	2	Complete all required LAPM forms	
	3	Manage SF Study Center contract and subcontracts with Presidio YMCA, SF Bicycle Coalition, Walk SF, and SF Unified School District	
Staff Costs:			
Staff Time for SF Department of Public Health		Hours	Rate/Hour
Health Educator at SF Department of Public Health		1248	\$42,3375
ADDITIONAL FUNDS FOR SCHOOL YEAR 2016-2017			
Public Service Aide at SF Department of Public Health		1040	\$19,4884
Task Notes:			Staff costs: \$73,105
			Fringe benefit costs: \$36,553
			Total staff costs: \$109,658
	Other Costs:		
			Travel:
			Equipment:
			Supplies/Materials:
			Total Direct Costs: \$0
		LOCAL MATCH:	
CONSTRUCTION ENGINEERING		TASK GRAND TOTAL:	\$109,658

TASK 1b DETAIL: GRANT MANAGEMENT - DPH				
Task Summary:	Manage all aspects of SRTS grant management and overall coordination			
Schedule:	Start Date:	September 1, 2014	End Date: August 31, 2017	
Activities/Deliverables:	1	Manage grant, including progress reports and final reports		
	2	Staff grant meetings and communicate with schools/ deliverables include number of new partnerships and numbers of students/parents reached		
Staff Costs:				
Staff Time for SF Department of Public Health		Hours	Rate/Hour	Total \$
Health Educator at SF Department of Public Health		1248	\$42.3375	\$52,837
ADDITIONAL FUNDS FOR SCHOOL YEAR 2016-2017				
Public Service Aide at SF Department of Public Health		1040	\$19.4884	\$20,268
Task Notes:	CONSTRUCTION		Staff costs:	\$73,105
			Fringe benefit costs:	\$36,553
			Total staff costs:	\$109,658
			Other Costs:	
			Travel:	
			Equipment:	
			Supplies/Materials:	
			Total Direct Costs:	\$0
			LOCAL MATCH:	
			TASK GRAND TOTAL:	

TASK 2 DETAIL: SFUSD SCHOOL COORDINATION AND OUTREACH - SFUSD						
Task Summary:	Coordination between SF SRTS team and all 40 school sites reaching almost 16,000 children, 40 principals, and 35 parent champions.					
Schedule:	Start Date:	September 1, 2014	End Date: August 31, 2017			
Activities/Deliverables:	1	Link SF SRTS team members with school sites to facilitate communication and cooperation for all planned SF SRTS programming at schools/ deliverable is number of students reached				
	2	Distribute TDM toolkits to families/ Deliverables are copies of TDM toolkits distributed to each school				
	3	Promote Walk/Bike and Roll to School Days/ Deliverables are number of students and families participating in Walk/Bike/Roll to School Days				
	4	Facilitate distribution and collection of all evaluation surveys/ Deliverables are copies of evaluation reports for individual schools				
Staff Costs:						
Staff Time for SF Unified School District		Hours	Rate/Hour			
SFUSD Teacher on Special Assignment to serve as SRTS District Coordinator		1248	\$37.87			
ADDITIONAL FUNDS FOR SCHOOL YEAR 2016-2017						
Outreach Worker at SFUSD		2080	\$31.00			
Task Notes:	CONSTRUCTION - This task and associated budget will be included as contractual services with SF Study Center as fiscal intermediary.		Staff costs:	\$111,742		
			Fringe benefit costs:	\$39,512		
			Total staff costs:	\$151,254		
			Other Costs:			
			Travel:			
			Equipment:			
			Supplies/Materials:			
			Other Direct Costs:			
			LOCAL MATCH:			
			TASK GRAND TOTAL:			\$151,254

TASK 3 DETAIL: OUTREACH TEAM MANAGEMENT - SF Bike Coalition				
Task Summary:	Create and support a team of bilingual (Spanish/Chinese), culturally competent outreach workers who will implement targeted, culturally specific approaches and messages to parents at a total of 35 elementary schools.			
Schedule:	Start Date:	August 1, 2014	End Date: August 31, 2017	
Activities/Deliverables:	1	Hire, train and manage team.		
	2	Coordinate with SRTS partnership.		
	3	Adminster contract.		
Staff Costs:				
Staff Time for SF Bicycle Coalition		Hours	Rate/Hour	Total \$
Deputy Director		150	\$37.40	\$5,610
Executive Director		80	\$50.40	\$4,032
Operations Assistant		71	\$31.50	\$2,237
Lead Outreach Staff		550	\$24.04	\$13,222
ADDITIONAL FUNDS FOR SCHOOL YEAR 2016-2017				
Deputy Director		65	\$37.40	\$2,431
Executive Director		36	\$56.37	\$2,029
Operations Assistant		50	\$31.50	\$1,575
Lead Outreach Staff		240	\$29.75	\$7,140
Outreach Staff 2		240	\$23.41	\$5,618
Communications Director		36	\$38.00	\$1,368
Task Notes:		Staff costs:		\$45,262
		Fringe benefit costs:		\$6,789
		Total staff costs:		\$52,051
		Other Costs:		
		Travel:		
		Equipment:		
		Supplies/Materials:		
		LOCAL MATCH:		
		Indirect Costs:		\$3,904
		TASK GRAND TOTAL:		\$55,954
		CONSTRUCTION - This task and associated budget will be included as contractual services with SF Study Center as fiscal intermediary.		

TASK 3 DETAIL: OUTREACH TEAM MANAGEMENT- Walk SF

Task Summary:		Hire and support a bilingual (Spanish/Chinese), culturally competent outreach worker who will implement targeted, culturally specific approaches and messages to parents at a total of 35 elementary schools.		
Schedule:	Start Date:	August 1, 2014	End Date:	August 31, 2017
Activities/Deliverables:	1	Hire, train and manage team.		
	2	Coordinate with SRTS partnership.		
	3	Administer contract.		
Staff Costs:				
Staff Time for Walk San Francisco		Hours	Rate	Total \$
Executive Director - includes time for Walk & Roll to School events, overall management		100	\$39.30	\$3,930
Program Director - primary manager of SRTS at Walk SF		250	\$26.20	\$6,550
Membership and Volunteer Director - includes Walk & Roll to School events, parent outreach support		120	\$23.58	\$2,830
Fringe Benefit costs				\$2,661.92
ADDITIONAL FUNDS FOR SCHOOL YEAR 2016-2017				
Executive Director - overall management		40	\$76.00	\$3,040
Policy & Program Manager - primary manager of SRTS at Walk SF		150	\$50.00	\$7,500
Membership and Volunteer Director - includes SRTS promotion via enews & social media		44	\$52.00	\$2,288
Task Notes:			Staff costs:	\$15,972
			Total staff costs:	\$15,972
	Other Costs:			
			Travel:	
			Equipment:	
			Supplies/Materials:	
			Other Direct Costs:	
			Indirect Costs:	\$958
CONSTRUCTION - This task and associated budget will be included as contractual services with SF Study Center as fiscal intermediary.		TASK GRAND TOTAL:		\$15,972

TASK 4 DETAIL: PARENT/GUARDIAN CHAMPIONS - SF Bike Coalition			
Task Summary:	Recruit and support parents/guardians as champions who understand the particular commute challenges of the school community.		
Schedule:	Start Date:	August 1, 2014	End Date: May 31, 2017
Activities/Deliverables:	1	Onsite and offsite individual outreach to parents and guardians (promotion and meetings at school events, drop off/pick up).	
	2	Onsite and offsite group outreach to parents and guardians (regular area parent leader meetings).	
	3	Develop and disseminate support materials for individual and group parent and guardian support (profiles,	
Staff Costs:			
Staff Time for SF Bicycle Coalition		Hours	Rate/Hour
Lead Outreach Staff		2985	\$24.04
Outreach Staff 2		3475	\$21.64
Task Notes:			Staff costs: \$146,958
			Fringe benefit costs: \$22,044
			Total staff costs: \$169,002
	Other Costs:		
	Travel:		
	Equipment:		
	Supplies/Materials:		\$4,200
	Other Direct Costs:		
	Indirect Costs:		\$12,990.16
	TASK GRAND TOTAL:		\$186,192
CONSTRUCTION- This task and associated budget will be included as contractual services with SF Study Center as fiscal intermediary.			

TASK 4 DETAIL: PARENT/GUARDIAN CHAMPIONS - Walk SF

Task Summary:		Recruit and support parents/guardians as champions who understand the particular commute challenges of the school community.	
Schedule:		Start Date: August 1, 2014	End Date: May 31, 2017
Activities/Deliverables:	1	Onsite and offsite individual outreach to parents and guardians (promotion and meetings at school events, drop off/pick up).	
	2	Onsite and offsite group outreach to parents and guardians (regular area parent leader meetings).	
	3	Develop and disseminate support materials for individual and group parent and guardian support (profiles, posters, flyers, etc).	
	4	Arrange logistics with schools and parents for walk and roll events.	
	5	Deliver programming for walking and biking encouragement events.	
	6	Promote (before and after) regular walk and roll events to increase participation.	
	7	Ensure that families have the information and capacity needed to provide input on transportation projects near schools	

Staff Costs:

Staff Time for Walk San Francisco		Hours	Rate/Hour	Total \$
Outreach Staff		3475	\$21.64	\$75,199
Fringe benefit costs				\$15,040
ADDITIONAL FUNDS FOR SCHOOL YEAR 2016-2017				
Outreach Coordinator		670	\$41.00	\$27,470

Task Notes:	Staff costs:			\$117,709
	Total staff costs:			\$117,709
	Other Costs:			
	Equipment:			
	Supplies/Materials:			\$1,200
	TOTAL Direct Costs:			\$1,200
	Indirect Costs:			\$5,486
TASK GRAND TOTAL:			\$124,395	

CONSTRUCTION- This task and associated budget will be included as

TASK 5 DETAIL: IN-SCHOOL ASSEMBLIES AT ELEMENTARY SCHOOLS - Bay Area Children's Theater						
Task Summary:	Deliver in-school assemblies teaching kids about pedestrian and bicycle safety and encouraging them to walk and bike to school. Assemblies					
Schedule:	Start Date:	September 1, 2014	End Date: May 31, 2017			
Activities/Deliverables:	1	Schedule K-2 and 3-5 assemblies with 35 schools.				
	2	Perform 2 assemblies per elementary school - one assembly serving K-2 grades and the other serving 3-5 grades.				
Staff Costs:						
Staff Time for Standing Ovations						
		Hours	Rate/Hour			
			Total \$			
Program Contractor - Bay Area Children's Theater			\$42,000			
			\$0			
			\$0			
			\$0			
Task Notes:	CONSTRUCTION- This task and associated budget will be included as contractual services with SF Study Center as fiscal intermediary. Additional costs of \$29,000 added to cover all 35 elementary schools in school year 2016-2017.		Staff costs:	\$42,000		
			Fringe benefit costs:			
			Total staff costs:	\$42,000		
			Other Costs:			
			Travel:			
			Equipment:			
			Supplies/Materials:			
			Other Direct Costs:			\$29,000
			Indirect Costs:			
			TASK GRAND TOTAL:			\$71,000

TASK 6 DETAIL: BICYCLE RODEOS FOR ELEMENTARY, MIDDLE AND HIGH SCHOOLS - Presidio YBIKE					
Task Summary:	Provide after-school pedestrian and bicycle education to students each of 35 elementary schools				
Schedule:	Start Date:	September 1, 2014	End Date: May 31, 2017		
Activities/Deliverables:	1	Provide helmet fitting lesson to participants in programs/events at Safe Routes school sites			
	2	Provide on-bike rodeo to participants in programs/events at Safe Routes school sites			
	3	Provide Learn-to-Ride event to participants in programs/events at Safe Routes school sites			
Staff Costs:					
Staff Time for		Hours	Rate/Hour	Total \$	
Associate Director/Director of Bicycle Programs		175	\$26.24	\$4,592	
YBike SRTS Program Coordinator		245	\$22.00	\$5,390	
YBike Operations Coordinator		280	\$22.00	\$6,160	
YBike Program Staff		700	\$20.00	\$14,000	
ADDITIONAL FUNDS FOR SCHOOL YEAR 2016-2017					
Director of Bicycle Programs		100	\$26.24	\$2,624	
YBike SRTS Program Coordinator		720	\$22.00	\$15,840	
YBike Operations Coordinator		180	\$22.00	\$3,960	
YBike Program Staff		700	\$20.00	\$14,000	
Task Notes:				Staff costs:	\$66,566
				Fringe benefit costs:	\$23,298
				Total staff costs:	\$89,864
	Other Costs:				
				Travel:	\$1,575
				Equipment:	\$8,500
				Supplies/Materials:	\$5,800
				Other Direct Costs:	\$15,875
				Indirect Costs:	\$15,861
				TASK GRAND TOTAL:	\$121,600
CONSTRUCTION- This task and associated budget will be included as contractual services with SF Study Center as fiscal intermediary.					

TASK 7 DETAIL: MIDDLE SCHOOL BIKE CLUB PROGRAM (1X/WEEK) - Presidio YBIKE				
Task Summary:	Establish Bicycle Club Program at 3 Middle Schools			
Schedule:	Start Date:	September 1, 2014	End Date: May 31, 2017	
Activities/Deliverables:	1	Establish middle school bike club program at 3 middle schools		
	2	Lead students through in-class, schoolyard, and on-road bike and pedestrian safety training.		
	3	Involve bike club participants in planning for and implementing Bike to School Day event at their school.		
Staff Costs:				
Staff Time for Presidio YMCA		Hours	Rate/Hour	Total \$
Associate Director/Director of Bicycle Programs		400	\$26.28	\$10,512
YBike SRTS Program Coordinator		500	\$22.00	\$11,000
YBike Operations Coordinator		295	\$22.00	\$6,490
YBike Program Staff		1350	\$20.00	\$27,000
Task Notes:			Staff costs:	\$55,002
			Fringe benefit costs:	\$19,251
			Total staff costs:	\$74,253
			Other Costs:	
			Travel:	\$675
			Equipment:	\$14,950
			Supplies/Materials:	\$1,350
			Other Direct Costs:	\$16,975
			Indirect Costs:	\$13,684
			LOCAL MATCH:	
		TASK GRAND TOTAL:	\$104,912	
CONSTRUCTION- This task and associated budget will be included as contractual services with SF Study Center as fiscal intermediary.				

TASK 8 DETAIL: HIGH SCHOOL BIKE SHOP PROGRAMS - Presidio YBIKE			
Task Summary:		Establish Bicycle Shop Program at 2 High Schools	
Schedule:	Start Date:	September 1, 2014	End Date: May 31, 2017
Activities/Deliverables:	1	Establish Bike Shop Class at 2 High Schools	
	2	Facilitate "Earn-a-Bike" program	
	3	Teach traffic safety skills and lead bike skills training and on-road riding practice	
Staff Costs:			
Staff Time for Presidio YMCA		Hours	Rate/Hour
Associate Director/Director of Bicycle Programs		656	\$26.28
YBike SRTS Program Coordinator		785	\$22.00
YBike Operations Coordinator		295	\$22.00
Ybike Operations Staff		480	\$20.00
YBike Program Staff		1350	\$20.00
Task Notes:			Staff costs: \$77,600
			Fringe benefit costs: \$27,160
			Total staff costs: \$104,760
			Other Costs:
			Travel: \$1,200
			Equipment: \$16,000
			Supplies/Materials: \$6,000
			Other Direct Costs: \$23,200
			Indirect Costs: \$19,193.94
			TASK GRAND TOTAL: \$147,154
CONSTRUCTION- This task and associated budget will be included as contractual services with SF Study Center as fiscal intermediary.			

TASK 9 DETAIL: FISCAL INTERMEDIARY FEES AND CURRICULUM FOR CLASSROOM TEACHERS - SF Study Center				
Task Summary:		Provide Safe Routes to School curricula matched to CA common core standards to each participating school.		
Schedule:	Start Date:	September 1, 2014	End Date: August 31, 2017	
Activities/Deliverables:	1	Purchase curricula from Alameda SRTS Program.		
	2	SFUSD staff to distribute and promote curricula to participating schools.		
Staff Costs:				
		Hours	Rate/Hour	
			\$0	
Task Notes:	<p>CONSTRUCTION- This assumes \$50 per curricula for 40 schools. This task and associated budget will be included as contractual services with SF Study Center as fiscal intermediary. SF STUDY CENTER FEES FOR FISCAL INTERMEDIARY SERVICES ARE 10% OF ALL SUBCONTRACTS, INCLUDING SFUSD, SF BICYCLE COALITION, WALK SF, PRESIDIO YMCA, STANDING OVATIONS, AND SUPPLIES.</p>		Staff costs:	\$0
			Fringe benefit costs:	\$0
			Total staff costs:	\$0
			Other Costs:	
			Equipment:	\$2,000
			LOCAL MATCH:	
			Supplies/Materials:	
			Total Direct Costs:	\$2,000
Fiscal Intermediary Costs:	\$127,811			
		TASK GRAND TOTAL:	\$129,811	

TASK 10 DETAIL: Regular Walk and Roll events - SF Bike Coalition

Task Summary:		Train, support, and encourage parents/guardians to lead groups of kids to walk or bike to school on a regular basis.			
Schedule:	Start Date:	August 1, 2013	End Date:	May 31, 2014	
Activities/Deliverables:	1	Arrange logistics with schools and parents for walk and roll events.			
	2	Deliver programming for walking and biking encouragement events.			
	3	Promote (before and after) regular walk and roll events to increase participation.			
Staff Costs:					
Staff Time for SF Bicycle Coalition		Hours	Rate	Total \$	
Lead Outreach Staff		1935	\$24.04	\$46,517	
Outreach Staff 2		1935	\$21.64	\$41,873	
Task Notes:		Staff costs:		\$88,391	
		Fringe benefit costs:		\$13,259	
		Total staff costs:		\$101,649	
		Other Costs:			
		Travel:			
		Equipment:			
		Supplies/Materials:		\$4,200	
		Other Direct Costs:			
		Other Direct Costs:			
		Indirect Costs:		\$7,938.71	
CONSTRUCTION- This task and associated budget will be included as contractual services with SF Study Center as fiscal intermediary.		TASK GRAND TOTAL:		\$113,788	

TASK 10 DETAIL: Regular walk and roll events - Walk SF				
Task Summary:	Train, support, and encourage parents/guardians to lead groups of kids to walk or bike to school on a regular basis.			
Schedule:	Start Date:	August 1, 2014	End Date: May 31, 2017	
Activities/Deliverables:	1	Arrange logistics with schools and parents for walk and roll events.		
	2	Deliver programming for walking and biking encouragement events.		
	3	Promote (before and after) regular walk and roll events to increase participation.		
Staff Costs:				
Staff Time for Walk San Francisco		Hours	Rate/Hour	Total \$
Outreach Staff		1935	\$21.64	\$41,873
Task Notes:			Staff costs:	\$41,873
			Fringe benefit costs:	\$8,375
			Total staff costs:	\$50,248
			Other Costs:	
			Travel:	
			Equipment:	
			Supplies/Materials:	\$2,100
			Other Direct Costs:	\$2,100
			Indirect Costs:	\$3,140.88
			TASK GRAND TOTAL:	\$55,489
CONSTRUCTION- This task and associated budget will be included as contractual services with SF Study Center as fiscal intermediary.				

TASK 11 DETAIL: WALK AND ROLL TO SCHOOL DAY - SF Bike Coalition

Task Summary:		Organize, promote and conduct International Walk and Roll to School Day in San Francisco.																																
Schedule:	Start Date:	September 1, 2013	End Date:	11/31/2017																														
Activities/Deliverables:	1	Arrange logistics with schools and parents for Walk and Roll to School Day.																																
	2	Promote Walk and Roll Day within school communities - newsletter, website, posters, etc																																
	3	Organize citywide media event at highlighted school for Walk and Roll Day																																
	4	Follow up with participants to help ensure that they continue to walk and bike																																
Staff Costs:																																		
Staff Time for SF Bicycle Coalition		Hours	Rate	Total \$																														
Lead Outreach Staff		20	\$24.04	\$481																														
Outreach Staff 2		40	\$21.64	\$866																														
Task Notes:		<table border="1"> <tr> <td colspan="2">Staff costs:</td> <td>\$1,346</td> </tr> <tr> <td colspan="2">Fringe Benefit costs:</td> <td>\$202</td> </tr> <tr> <td colspan="2">Total staff costs:</td> <td>\$1,548</td> </tr> <tr> <td colspan="3">Other Costs:</td> </tr> <tr> <td colspan="2">Travel:</td> <td></td> </tr> <tr> <td colspan="2">Equipment:</td> <td></td> </tr> <tr> <td colspan="2">Supplies/Materials:</td> <td></td> </tr> <tr> <td colspan="2">Other Direct Costs:</td> <td>\$0</td> </tr> <tr> <td colspan="2">Indirect Costs:</td> <td>\$116</td> </tr> <tr> <td colspan="2">TASK GRAND TOTAL:</td> <td>\$1,664</td> </tr> </table>			Staff costs:		\$1,346	Fringe Benefit costs:		\$202	Total staff costs:		\$1,548	Other Costs:			Travel:			Equipment:			Supplies/Materials:			Other Direct Costs:		\$0	Indirect Costs:		\$116	TASK GRAND TOTAL:		\$1,664
Staff costs:		\$1,346																																
Fringe Benefit costs:		\$202																																
Total staff costs:		\$1,548																																
Other Costs:																																		
Travel:																																		
Equipment:																																		
Supplies/Materials:																																		
Other Direct Costs:		\$0																																
Indirect Costs:		\$116																																
TASK GRAND TOTAL:		\$1,664																																
		CONSTRUCTION- This task and associated budget will be included as contractual services with SF Study Center as fiscal intermediary.																																

TASK 11 DETAIL: WALK AND ROLL TO SCHOOL DAY - Walk SF

Task Summary:		Organize, promote and conduct International Walk and Roll to School Day in San Francisco.	
Schedule:	Start Date:	September 1, 2013	End Date: 11/31/2017
Activities/Deliverables:	1	Order incentives for children walking/rolling to school	
	2	Promote Walk and Roll Day within school communities - newsletter, website, posters, etc	
	3	Organize walking school buses led by SRTS parent champions	
	4	Organize citywide media event at highlighted school for Walk and Roll Day	
Staff Costs:			
Staff Time for Walk San Francisco		Hours	Rate
Outreach Staff		70	\$21.64
Fringe Benefit Costs			\$303
ADDITIONAL FUNDS FOR SCHOOL YEAR 2016-2017			
Outreach Coordinator 1		100	\$41.00
Executive Director		34	\$76.00
Membership and Volunteer Director		50	\$52.00
Policy and Program Manager		19	\$50.00
Task Notes:			Staff costs: \$12,052
			Total staff costs: \$12,052
	Other Costs:		
	Travel:		
	Equipment:		
	Supplies/Materials: \$36,000		
	TOTAL Direct Costs: \$36,000		
Total Indirect Costs: \$2,269			
TASK GRAND TOTAL: \$50,321			
CONSTRUCTION- This task and associated budget will be included as contractual services with SF Study Center as fiscal intermediary.			

TASK 12 DETAIL: Organize Bike and Roll to School Week - SF Bike Coalition			
Task Summary:	Host Bike and Roll to School Week each spring to support and encourage walking and biking to school.		
Schedule:	Start Date:	September 1, 2014	End Date: May 31, 2017
Activities/Deliverables:	1	Develop and execute all logistical arrangements for Bike and Roll to School Week.	
	2	Promote Bike and Roll to School Week.	
	3	Follow up with participants to help ensure that they continue to walk and bike.	
Staff Costs:			
Staff Time for SF Bicycle Coalition		Hours	Rate/Hour
Lead Outreach Staff		30	\$24.04
Outreach Staff 2		70	\$21.64
Task Notes:			Staff costs: \$2,236
			Fringe benefit costs: \$335
			Total staff costs: \$2,571
	Other Costs:		
			Travel:
			Equipment:
			Supplies/Materials: \$29,946
			Other Direct Costs:
		Indirect Costs: \$2,438.81	
		TASK GRAND TOTAL: \$34,956	
CONSTRUCTION- This task and associated budget will be included as contractual services with SF Study Center as fiscal intermediary.			

TASK 12 DETAIL: Organize Bike and Roll to School Week - Walk SF			
Task Summary:	Host Bike and Roll to School Week each spring to support and encourage biking and walking to school.		
Schedule:	Start Date:	September 1, 2014	End Date: May 31, 2017
Activities/Deliverables:	1	Develop and execute all logistical arrangements for Bike and Roll to School Week.	
	2	Promote Bike and Roll to School Week.	
	3	Follow up with participants to help ensure that they continue to walk and bike.	
Staff Costs:			
Staff Time for Walk San Francisco		Hours	Rate/Hour
Outreach Staff		40	\$21.64
			\$866
Task Notes:			Staff costs: \$866
			Fringe benefit costs: \$173
			Total staff costs: \$1,039
	Other Costs:		
			Travel:
			Equipment:
			Supplies/Materials:
			TOTAL Direct Costs: \$0
		Indirect Costs: \$62.32	
		TASK GRAND TOTAL: \$1,101	
CONSTRUCTION- This task and associated budget will be included as contractual services with SF Study Center as fiscal intermediary.			

TASK 13 DETAIL: Transportation Demand Management Toolkits - SF Environment

Task Summary:	Provide customized transportation toolkits for 40 participating schools in San Francisco. Each toolkit will have the following components: 1) GIS maps showing family residential densities, walking routes, biking routes and transit connections; 2) guidance on communicating to the appropriate members of the school community (parents, teachers, students) based on feedback received from school community; 3) guidance on how to incentivize walk, bike, transit and carpool modes to school; and 4) options for parents to commute to work from the school site. Once the toolkits are developed, outreach will be conducted to inform each school community of their transportation options.	
Schedule:	Start Date:	8/1/14
	End Date:	5/31/17
Activities/Deliverables:	1	GIS maps showing family residential densities, walking routes, biking routes and transit
	2	Working with school community on communication strategies (e.g. elementary school outreach
	3	Guidance on how to incentivize walk, bike, transit and carpool modes to school
	4	Materials for parents to commute to work from the school site

Staff Costs

Position:			
	Hours	Rate/Hour	Total \$
Project Oversight - Senior Program Coordinator	100	\$61.99	\$6,199
Project Assistant	300	\$24.85	\$7,456
	Staff costs:		\$13,655
	Fringe benefit costs:		
	Total staff costs:		\$13,655
Other Costs:			
	Travel:		
	Equipment:		
	Supplies/Materials:		\$28,175
	Printing Costs:		\$15,000
	Multiplier:		\$35,912
	TASK GRAND TOTAL:		\$92,742

CONSTRUCTION. Additional \$15,000 in School Year 2016-2017 for printing costs.

TASK 14 DETAIL: BEFORE/AFTER EVALUATION - DPH				
Task Summary:	Conduct before/after evaluation of SRTS grant			
Schedule:	Start Date:	September 1, 2014	End Date: August 31, 2017	
Activities/Deliverables:	1	Analyze student travel tallies from all classrooms participating in SRTS/ deliverables include pre- and post-program summary reports of student travel tally data		
	2	Analyze completed parent surveys from all schools participating in SRTS/ deliverables include pre- and post-program summary reports of parent survey data		
	3	Track program progress on SRTS deliverables		
Staff Costs:				
Staff Time for SF Department of Public Health		Hours	Rate/Hour	Total \$
Health Educator at SF Department of Public Health		624	\$42.3375	\$26,419
Public Service Aide at the SF Department of Public Health		3120	\$17.2125	\$53,703
Task Notes:			Staff costs:	\$80,122
			Fringe benefit costs:	\$18,580
			Total staff costs:	\$98,701
	CONSTRUCTION: Additional funds of \$15K for UCSF School Commute Study in 2016-2017		Other Costs:	
			Travel:	
			Equipment:	
			Supplies/Materials:	\$7,678
			Consultant Costs:	\$15,000
		LOCAL MATCH:		
		TASK GRAND TOTAL:	\$121,379	

**Metropolitan Transportation Commission
Programming and Allocations Committee**

July 13, 2016

Commission Agenda Item 6c

MTC Resolutions No. 3925, Revised and 4035, Revised

- Subject:** Revisions to the Surface Transportation Program/Congestion Mitigation and Air Quality Improvement (STP/CMAQ) Cycle 1 and One Bay Area Grant (OBAG1) programs.
- Background:** The Cycle 1 and OBAG1 programs adopted by the Commission establish commitments and policies for investing Surface Transportation Program (STP), Congestion Mitigation and Air Quality Improvement (CMAQ) and Regional Transportation Improvement Program (RTIP) funds for regional and local programs from FY2009-10 through FY2016-17.
- This month, staff recommends the following changes requested by sponsors:
- **County Transportation for Livable Communities Program:** Redirect unobligated balances from San Francisco's Folsom St. Streetscape project to the Second Street Complete Streets project;
 - **Freeway Performance Initiative (FPI):** Update the amounts of cost savings and unobligated balances for Caltrans with no change in the total amount of funding for the projects involved;
 - **Regional Safe Routes to School Program (RSRTS):** Direct \$360,000 of the county's unprogrammed balance to the San Francisco's Safe Routes to School Non-Infrastructure Program, direct \$314,000 of the county's unprogrammed balance to the Solano County Safe Routes to School Non-Infrastructure Program, and redirect \$791,000 from San Rafael's Grand Avenue Bicycle and Pedestrian Improvements project to Marin County's North Civic Center Drive Bicycle and Pedestrian Improvements project;
 - **Priority Conservation Area Program:** Identify a transportation exchange project (Vineyard Road Improvements) for Novato's Thatcher Ranch Easement and Pacheco Hill Parkland Acquisitions;
 - **OBAG 1 County Program:** Redirect \$52,251 from San Francisco's ER Taylor Safe Routes to School project to the Second Street Complete Streets project.
- Additionally, staff recommends the following change related to the OBAG 2 proposed framework:
- **Transit Performance Initiative (TPI) - Capital Investment Program:** From the TPI program balance, direct \$9 million to AC Transit's Higher Capacity Bus Fleets/Increased Service Frequencies program and \$1 million to MTC's West Grand Avenue Transit Signal Priority project in accordance with the funding priorities in the Bay Bridge Forward Program in OBAG 2.
- Issues:** Approval of the \$9 million in TPI funding for AC Transit and \$1 million in TPI funding for MTC is contingent upon Commission approval of the OBAG 2 Framework in Item 6b.

Recommendation: Refer MTC Resolution Nos. 3925, Revised and 4035, Revised to the Commission for approval.

Attachments: MTC Resolution No. 3925, Revised
MTC Resolution No. 4035, Revised

J:\SECTION\ALLSTAFF\Resolution\TEMP-RES\MTC\RES-4035_ongoing\tmp-4035_07-27-16.docx

Date: October 28, 2009
W.I.: 1512
Referred by: PAC
Revised: 12/16/09-C 07/28/10-C 09/22/10-C
10/27/10-C 02/23/11-C 03/23/11-C
05/25/11-C 06/22/11-C 09/28/11-C
10/26/11-C 02/22/12-C 03/28/12-C
04/25/12-C 06/27/12-C 07/25/12-C
09/26/12-C 02/27/13-C 05/22/13-C
09/25/13-C 12/18/13-C 02/26/14-C
03/26/14-C 04/23/14-C 05/28/14-C
07/23/14-C 11/19/14-C 12/17/14-C
01/28/15-C 05/27/15-C 09/23/15-C
05/25/16-C 07/27/16-C

ABSTRACT

Resolution No. 3925, Revised

This resolution adopts the Project Selection Criteria, policies and programming for the Surface Transportation Authorization Act, following the Safe, Accountable, Flexible and Efficient Transportation Equity Act (SAFETEA), and any extensions of SAFETEA in the interim, for the Cycle 1, Surface Transportation Program (STP) and Congestion Mitigation and Air Quality Improvement (CMAQ) Program. The Project Selection Criteria contains the project categories that are to be funded with FY 2009-10 and FY 2010-11 STP/CMAQ funds to be amended into the currently adopted 2009 Transportation Improvement Program (TIP) and subsequent TIP update.

The resolution includes the following attachments:

- Attachment A – Cycle 1 STP/CMAQ Project Selection Criteria, and Programming Policies
- Attachment B – Cycle 1 Project List

The resolution was revised on December 16, 2009 to add Attachment A and to add \$437 million to Attachment B, the balance of funding to Cycle 1 programs.

Appendix A-1 and A-7 of Attachment A along with Attachment B of the resolution were revised on July 28, 2010 to add approximately \$15.1 million in additional apportionment as follows:

- 1) Strategic Investment – Advance of SamTrans Payback (\$6.0 million);
 - 2) Transportation for Livable Communities (\$4.1 million);
 - 3) Regional Commitment – GGB Suicide Deterrent (\$5.0 million).
- In addition, the framework for second cycle is revised to program “freed up” Second Cycle Funds of \$6 million to the Climate Initiative program.

This resolution was revised on September 22, 2010 to advance \$20 million in Freeway Performance Initiative project elements to address lower than expected state programming as

ABSTRACT

MTC Resolution No. 3925, Revised

Page 2

well as the opportunity to capture more obligation authority. This action increases federal programming in First Cycle and reduces federal programming in Second Cycle by an equal amount.

This resolution was revised on October 27, 2010 to award grants from the Climate Initiatives Innovative Grant Program (\$31 million) and the Safe Routes to Schools Creative Grant Program (\$2 million). Attachment B was also updated to show projects nominated by the CMAs for the CMA Block Grant Program along with other updates reflecting TIP actions.

Attachment B was revised on February 23, 2011 to reflect the addition of new projects selected by the congestion management agencies, counties, and revisions to existing projects.

Attachment B was revised on March 23, 2011 to facilitate a fund exchange between the Green Ways to School Through Social Networking Project (TAM) with the Venetia Valley School SR2S Improvements (Marin County) and to make additional programming updates.

Attachment B was revised on May 25, 2011, to add \$2,092,000 to seven new grants for San Francisco, Fremont, South San Francisco, Sunnyvale, and Walnut Creek.

Attachment B was revised on June 22, 2011, to rescind \$1,998,000 for two projects in Hayward and Hercules.

Appendix A-1 and A-7 of Attachment A along with Attachment B of the resolution were revised on September 28, 2011 to advance \$5.0 million for SFgo in the Climate Initiative Element, and \$13.3 million for the SamTrans Payback in the Regional Strategic Investment element to address higher than expected federal apportionment in the near-term, while not increasing the overall funding commitment for the Cycles 1 & 2 framework. This action increases federal programming in First Cycle and reduces federal programming commitments in Second Cycle by an equal amount.

Attachment B was revised on October 26, 2011 to provide \$376,000 to the Stewart's Point Rancheria Intertribal Electric Vehicle Project and to modify the scope of Santa Rosa's Climate Initiatives Program grant.

Attachment A (pages 6 and 17), and Appendix A-1 and A-7 of Attachment A along with Attachment B of the resolution were revised on February 22, 2012 to advance \$8,971,587 for the Lifeline Transportation Program to address higher than expected federal apportionment in the near-term and to redirect funding to the US 101 Capitol Expressway Interchange project. The

ABSTRACT

MTC Resolution No. 3925, Revised

Page 3

latter revision requires VTA to provide an equal amount of future local/RTIP funds to a TLC project. This action increases federal programming in First Cycle and reduces federal programming commitments in Second Cycle by an equal amount, while not increasing the overall funding commitment for the Cycles 1 & 2 framework.

Attachment A (pages 6 and 17), Appendix A-1 of Attachment A along with Attachment B of the resolution were revised on March 28, 2012 to add \$34 million in STP/CMAQ funds redirected from Cycle 2 FPI for the Doyle Drive / Presidio Parkway, with an equivalent amount in future San Francisco RTIP funding to be directed to regional FPI/Express Lanes. The OA Carryover identified for Cycle 1 is reduced from \$54 million to \$0 to accommodate this action and the advance of \$20 million for FPI on September 22, 2010. Additional changes were made to the project listing in Attachment B.

Attachment A (pages 6 and 17), and Appendix A-1 of Attachment A along with Attachment B of the resolution were revised on April 25, 2012 to address the following: program \$1.2 million to an ACE preventive maintenance project in lieu of an equal amount for SR2S funding for Alameda county (ACTC agrees to fund an equal amount of SR2S projects using local funds); advance and program the remaining \$2.7 million for the small/ northbay county operators (with this advance, the entire \$31 million STP/CMAQ commitment for the MTC Resolution 3814 Transit Payback as identified in Attachment A has been fulfilled); and redirect \$700,000 from the Climate Initiatives Public Outreach effort to the Spare the Air program. Additional changes were made to the project listing in Attachment B.

Attachment B to the resolution was revised on June 27, 2012 to reflect the following actions: program \$7.6 million for specific STP/CMAQ projects for the Lifeline program; program \$3.7 million to ten new Priority Development Area (PDA) Planning Grants for San Francisco, Fremont, Concord, Alameda, Alameda County, Richmond, Mountain View and Rohnert Park; and revise the SamTrans projects receiving the Caltrain Payback, among other changes.

Attachment B to the resolution was revised on July 25, 2012 to add \$0.2 million for Lifeline transportation projects.

Attachment B to the resolution was revised on September 26, 2012 to add \$50,000 to the Walnut Creek fourth cycle PDA planning grant and to move funds between two projects in the Sonoma County's County TLC Program.

Attachment B to the resolution was revised on February 27, 2013 to redirect \$50,000 to the City of San Jose's San Carlos Multimodal project from the Los Gatos Creek Reach 5 Trail project.

This resolution was revised on May 22, 2013 to extend the obligation deadline for the remaining Cycle 1 funds for projects subject to the dissolution of the redevelopment agencies, and delays in programming of Lifeline Transportation projects and small/northbay transit operators projects subject to the MTC Resolution 3814 transit payback commitment, and climate initiative innovative grant projects. Attachment B to the resolution was also revised to reflect the following actions: Redirect \$180,000 from the City of Concord's Monument Blvd Corridor Shared Use Trail (Phase 1) to the Monument Blvd Corridor Pedestrian and Bikeway Network (Phase 2) with no change in total funding; add the Eddy and Ellis Traffic Calming Lifeline project in San Francisco for \$1,175,105; modify the funding amounts between SamTrans' Caltrain Right-Of-Way payback commitment projects with no change in total funding; replace the Livermore plaza TLC project with the Livermore railroad depot restoration project with no change in total funding; deprogram the electric vehicle taxi climate initiative project for \$6,988,000 as a result of Better Place withdrawing from the project and retain \$988,000 for SFMTA's Electric Vehicles for Neighborhood Taxi Service project (a sub-element of the original project); and redirect: \$875,000 to extend the Dynamic Rideshare project; and redirect \$2,800,000 to increase the BAAQMD's bike sharing climate initiative project from \$4,291,000 to \$7,091,000.

Attachment B to the resolution was revised on September 25, 2013 to substitute the City of Oakland's Foothill Blvd. Streetscape Project with the Lakeside Green Streets Project.

Attachment B and Appendix A-1 to the resolution were revised on December 18, 2013 to change \$31 million from RTIP to CMAQ in the FPI program and to add a Sonoma US 101 FPI project and to update the funding amounts for the remaining FPI projects.

Attachment B was revised February 26, 2014 to reprogram Santa Clara's RTIP-TE funding from a lapsed project to two new projects in Santa Clara County, redirect \$3 million in Public Outreach Climate Initiatives Funding to the Spare the Air program and reduce funds for the Richmond Rail Connector Project.

Attachment B was revised March 26, 2014 to add \$2.7 million to the Clipper Program to Implement Phase III and make funding adjustments within the Freeway Performance Initiative Program by moving funds from the Marin US 101 component to the Solano I-80/ I-680/ SR 12 Interchange component.

ABSTRACT

MTC Resolution No. 3925, Revised

Page 5

Attachment B was revised April 23, 2014 to make changes to the Climate Initiatives Program including the addition of the Bay Area Bike Share Program (Phase II) and funding amount adjustments for two other programs.

As referred by the Planning Committee, Attachment B was revised on May 28, 2014 to program remaining reserve in the TLC/Station Area Plans/PDA Planning Program, in companion with the programming of Cycle 2 PDA planning funds.

On July 23, 2014, Attachment B was revised to capture returned savings and unspent funding from various projects including the Richmond Rail Connector and Climate Initiatives EV strategies, and redirect funding from the Freeway Performance Initiatives (FPI) program which received funding from other sources, to the Golden Gate Bridge Suicide Deterrent Net.

On November 19, 2014, Attachment B was revised to replace Vacaville's Accessible Paths to Transit Project with its SRTS Infrastructure Improvements Project.

On December 17, 2014, Attachment B was revised to de-program \$988,000 from SFMTA's Electric Vehicles for Neighborhood Taxi project, and redirect these funds to public education and outreach within the Climate Initiatives program to help address the FY 2016-17 funding shortfall.

On January 28, 2015, Attachment B was revised to de-program \$1,446,802 from the city of San Jose's Innovative Bicycle Detection System to the San Jose TDM project. A total of \$53,198 has been expended and reimbursed by FHWA and therefore remains programmed on the Bicycle Detection project.

On May 27, 2015, Attachment B was revised to add Caltrans as a co-sponsor of the Doyle Drive/Presidio Parkway project and delete the city of San Jose's Innovative Bicycle Detection System program and redirect the remaining \$53,198 to the San Jose TDM project. The City of San Jose has repaid FHWA the \$53,198 in expended and reimbursed funds freeing up the funds for redirection to the San Jose TDM project. Attachment B was also revised to reduce the existing bicycle sharing projects from a total of \$9,816,000 to \$4,403,000 and redirect \$4,500,000 to Bicycle Sharing in Emerging Communities, and \$500,000 to San Mateo Bicycle/Pedestrian Improvements. The remaining \$413,000 will be determined at a later date.

On September 23, 2015, Attachment B was revised to reprogram \$400,000 for the Climate Initiatives Outreach Program from MTC to the Bay Area Air Quality Management District, and to revise the project scope for the I-80 Freeway Performance Initiative project.

ABSTRACT

MTC Resolution No. 3925, Revised

Page 6

On May 25, 2016, Attachment B was revised to redirect \$358,500 from PDA Implementation Studies/Forums and \$1,390 in unprogrammed PDA planning funds within the Transportation for Livable Communities (TLC) program to ABAG PDA Planning and Implementation.

On July 27, 2016, Attachment B was revised to redirect \$548,388 in unobligated balances from San Francisco Department of Public Works' Folsom Street Streetscape project to the Second Street Complete Streets project within the County Transportation for Livable Communities program.

Further discussion of the Cycle 1 STP/CMAQ Project Selection Criteria and Program is contained in the memorandum to the Programming and Allocations Committee dated October 14, 2009, December 9, 2009, July 14, 2010, September 8, 2010; October 13, 2010, February 9, 2011, March 9, 2011, May 11, 2011, June 8, 2011, September 14, 2011, October 12, 2011, February 8, 2012, March 7, 2012, April 11, 2012, June 13, 2012, July 11, 2012, September 12, 2012, February 13, 2013, May 8, 2013, September 11, 2013, December 11, 2013, February 12, 2014, March 5, 2014, and April 9, 2014, and to the Planning Committee dated May 9, 2014, and to the Programming and Allocations Committee dated July 9, 2014, November 12, 2014, December 10, 2014, January 14, 2015 and May 13, 2015, and the Administration Committee on May 13, 2015, and to the Programming and Allocations Committee dated September 9, 2015, May 11, 2016 and July 13, 2016.

Date: October 28, 2009
W.I.: 1512
Referred By: PAC

RE: New Federal Surface Transportation Act (FY 2009-10, FY 2010-11 and FY 2011-12)
Cycle 1 STP/CMAQ Program: Project Selection Criteria, Policy, Procedures and
Programming

METROPOLITAN TRANSPORTATION COMMISSION
RESOLUTION NO. 3925

WHEREAS, the Metropolitan Transportation Commission (MTC) is the regional transportation planning agency for the San Francisco Bay Area pursuant to Government Code Section 66500 et seq.; and

WHEREAS, MTC is the designated Metropolitan Planning Organization for the nine-county San Francisco Bay Area region (the region) and is required to prepare and endorse a Transportation Improvement Program (TIP) which includes a list of Surface Transportation Planning (STP) and Congestion Mitigation and Air Quality Improvement Program (CMAQ) funded projects; and

WHEREAS, MTC is the designated recipient for regional STP and CMAQ funds for the San Francisco Bay Area; and

WHEREAS, MTC has developed policies and procedures to be used in the selection of projects to be funded with STP and CMAQ funds for the Cycle 1 STP/CMAQ Program (23 U.S.C. Section 133), as set forth in Attachment A of this Resolution, incorporated herein as though set forth at length; and

WHEREAS, using the procedures and criteria set forth in Attachment A of this Resolution, MTC, in cooperation with the Bay Area Partnership, have or will develop a program of projects to be funded with STP and CMAQ funds in Cycle 1 for inclusion in the 2009 Transportation Improvement Program (TIP) including the subsequent TIP update, as set forth in Amendment B of this Resolution, incorporated herein as though set forth at length; and

WHEREAS the 2009 TIP and the subsequent TIP update will be subject to public review and comment; now therefore be it

RESOLVED that MTC approves the Project Selection Criteria, Policies, Procedures and Programming for the New Federal Surface Transportation Act (FY 2009-10, FY 2010-11 and FY 2011-12) Cycle 1 STP/CMAQ funding, as set forth in Attachments A and B of this Resolution; and be it further


RESOLVED that the regional STP and CMAQ funding shall be pooled and redistributed on a regional basis for implementation of Cycle 1 STP/CMAQ Project Selection Criteria, Policies, Procedures and Programming, consistent with the Regional Transportation Plan (RTP); and be it further

RESOLVED that the projects will be amended into in the 2009 TIP and the subsequent TIP update, subject to the final federal approval; and be it further

RESOLVED that the Executive Director is authorized to revise Attachment B as necessary to reflect the programming of projects as the projects are identified and amended in the TIP; and be it further

RESOLVED that the Executive Director shall make available a copy of this resolution, and such other information as may be required, to the Governor, Caltrans, and to other such agencies as may be appropriate.

METROPOLITAN TRANSPORTATION COMMISSION



Scott Haggerty, Chair

The above resolution was entered into by the Metropolitan Transportation Commission at the regular meeting of the Commission held in Oakland, California, on October 28, 2009

Attachment B

MTC Resolution No. 3925, Attachment B

Adopted: 10/28/09-C

Revised: 12/16/09-C

**METROPOLITAN TRANSPORTATION COMMISSION
T4 New Federal Act FIRST CYCLE Programming
STP/CMAQ/TE/RTIP/CMIA Funding ****

MTC Resolution 3925

Project List***

Attachment B

July 27, 2016

07/28/10-C 09/22/10-C 10/27/10-C 02/23/10-C
03/23/11-C 05/25/11-C 06/22/11-C 09/28/11-C
10/26/11-C 01/25/12-C 02/22/12-C 03/28/12-C
04/25/12-C 06/27/12-C 07/25/12-C 09/26/12-C
02/27/13-C 05/22/13-C 09/25/13-C 12/18/13-C
02/26/14-C 03/26/14-C 04/23/14-C 05/28/14-C
07/23/14-C 11/19/14-C 12/17/14-C 01/28/15-C
05/27/15-C 09/23/15-C 05/25/16-C 07/27/16-C

Project Category and Title	Implementing Agency	Total STP/CMAQ	Total Other TE/RTIP/CMIA	Total Cycle 1
T4 New Federal Act FIRST CYCLE PROGRAMMING		\$362,503,976	\$103,182,000	\$465,685,976
1. REGIONAL PLANNING ACTIVITIES (STP Planning)				
Regional Agency Planning Activities				
ABAG Planning	ABAG	\$1,786,000	\$0	\$1,786,000
BCDC Planning	BCDC	\$893,000	\$0	\$893,000
MTC Planning	MTC	\$1,786,000	\$0	\$1,786,000
SUBTOTAL		\$4,465,000	\$0	\$4,465,000
County CMA Planning Activities				
CMA Planning - Alameda	ACTC	\$2,566,000	\$0	\$2,566,000
CMA Planning - Contra Costa	CCTA	\$2,029,000	\$0	\$2,029,000
CMA Planning - Marin	TAM	\$1,786,000	\$0	\$1,786,000
CMA Planning - Napa	NCTPA	\$1,786,000	\$0	\$1,786,000
CMA Planning - San Francisco	SFCTA	\$1,867,000	\$0	\$1,867,000
CMA Planning - San Mateo	SMCCAG	\$1,786,000	\$0	\$1,786,000
CMA Planning - Santa Clara	VTA	\$2,840,000	\$0	\$2,840,000
CMA Planning - Solano	STA	\$1,786,000	\$0	\$1,786,000
CMA Planning - Sonoma	SCTA	\$1,786,000	\$0	\$1,786,000
SUBTOTAL		\$18,232,000	\$0	\$18,232,000
1. REGIONAL PLANNING ACTIVITIES (STP Planning)		TOTAL: \$22,697,000	\$0	\$22,697,000
<small>* NOTE: County CMA block grant planning amounts are at the discretion of the County CMA - up to a maximum of 4% of the total block grant amount.</small>				
2. REGIONAL OPERATIONS (RO) PROGRAMS				
Regional Operations				
Clipper® Fare Card Collections System	MTC	\$19,772,000	\$0	\$19,772,000
Clipper® Fare Card Collections System	GGBHTD	\$8,900,000	\$0	\$8,900,000
Clipper® Fare Card Collections System/Preventive Maintenance	SamTrans	\$228,000	\$0	\$228,000
511 - Traveler Information	MTC	\$34,500,000	\$0	\$34,500,000
Regional Transportation Marketing	MTC	\$2,100,000	\$0	\$2,100,000
SUBTOTAL		\$65,500,000	\$0	\$65,500,000
FSP/Incident Management	SAFE	\$18,400,000	\$0	\$18,400,000
SUBTOTAL		\$18,400,000	\$0	\$18,400,000
2. REGIONAL OPERATIONS (RO) PROGRAMS		TOTAL: \$83,900,000	\$0	\$83,900,000
3. FREEWAY PERFORMANCE INITIATIVE (FPI)				
Freeway Performance Initiative				
Regional Performance Monitoring	MTC	\$750,000	\$0	\$750,000
Regional Performance Initiatives Implementation	SAFE	\$4,058,000	\$0	\$4,058,000
Program for Arterial System Synchronization (PASS)	MTC	\$3,750,000	\$0	\$3,750,000
SUBTOTAL		\$8,558,000	\$0	\$8,558,000
Ramp Metering and TOS Elements				
FPI - ALA I-580: SSJ Co. Line to I-880	Caltrans	\$2,690,000	\$3,535,000	\$6,225,000
FPI - ALA I-680: SCL Co. Line to CC Co. Line	Caltrans	\$2,100,000	\$6,673,000	\$8,773,000
FPI - ALA I-880: SCL Co. Line to Davis Street	Caltrans	\$2,000,000	\$7,227,000	\$9,227,000
FPI - ALA SR 92 (EB): SM/Hayward Bridge to I-880	Caltrans	\$1,617,000	\$4,680,000	\$6,297,000
FPI - CC SR 4: Alhambra Avenue to Loveridge Road	Caltrans	\$15,740,000	\$0	\$15,740,000
FPI - MRN US 101: SF Co. Line to SON Co. Line	Caltrans	\$4,682,000	\$0	\$4,682,000
FPI - SCL I-680: US 101 to ALA Co. Line	Caltrans	\$3,657,000	\$7,498,000	\$11,155,000
FPI - SCL SR 85: I-280 to US 101	Caltrans	\$2,068,000	\$2,258,000	\$4,326,000
FPI - SCL US 101: SBT Co. Line to SR 85	Caltrans	\$4,240,000	\$15,000,000	\$19,240,000
FPI - SOL I-80/I-680/SR12 Interchange Modifications	STA/Caltrans	\$1,000,000	\$0	\$1,000,000
FPI - SOL I-80: I-505 to YOL Co Line	Caltrans	\$3,700,000	\$0	\$3,700,000
FPI - SOL I-80: CC Co Line to I-505	Caltrans	\$3,991,000	\$18,086,000	\$22,077,000
FPI - SON 101 - MRN Co Line - Men Co Line	Caltrans	\$4,000,000	\$0	\$4,000,000
SUBTOTAL		\$51,485,000	\$64,957,000	\$116,442,000
3. FREEWAY PERFORMANCE INITIATIVE (FPI)		TOTAL: \$60,043,000	\$64,957,000	\$125,000,000
4. CLIMATE CHANGE INITIATIVES (CCI)				
Eastern Solano CMAQ Program				
Vacaville - Ulatis Creek Bicycle Pedestrian Path	Vacaville	\$810,000	\$0	\$810,000
Vacaville Intermodal Station Phase 2	Vacaville	\$975,000	\$0	\$975,000
STA - Solano Napa Commuter Information (SNCI)	STA	\$445,000	\$0	\$445,000
STA - Solano Safe Routes To School Program	STA	\$215,000	\$0	\$215,000
Solano County - Vacaville-Dixon Bicycle Route - Phase 5	Solano County	\$555,000	\$0	\$555,000
SUBTOTAL		\$3,000,000	\$0	\$3,000,000

Attachment B

MTC Resolution No. 3925, Attachment B

Adopted: 10/28/09-C

Revised: 12/16/09-C

METROPOLITAN TRANSPORTATION COMMISSION

T4 New Federal Act FIRST CYCLE Programming

STP/CMAQ/TE/RTIP/CMAI Funding **

MTC Resolution 3925

Project List***

Attachment B

July 27, 2016

07/28/10-C 09/22/10-C 10/27/10-C 02/23/10-C
 03/23/11-C 05/25/11-C 06/22/11-C 09/28/11-C
 10/26/11-C 01/25/12-C 02/22/12-C 03/28/12-C
 04/25/12-C 06/27/12-C 07/25/12-C 09/26/12-C
 02/27/13-C 05/22/13-C 09/25/13-C 12/18/13-C
 02/26/14-C 03/26/14-C 04/23/14-C 05/28/14-C
 07/23/14-C 11/19/14-C 12/17/14-C 01/28/15-C
 05/27/15-C 09/23/15-C 05/25/16-C 07/27/16-C

Project Category and Title	Implementing Agency	Total STP/CMAQ	Total Other TE/RTIP/CMAI	Total Cycle 1	
T4 FIRST CYCLE PROGRAMMING		\$562,808,976	\$103,882,000	\$666,690,976	
Public Education/Outreach					
Public Education Outreach including SB1339 Implementation	MTC	\$2,863,000	\$0	\$2,863,000	
Public Education Outreach including SB1339 Implementation	BAAQMD	\$400,000	\$0	\$400,000	
Electric Vehicle Promotional Campaign	MTC	\$925,000	\$0	\$925,000	
Smart Driving Pilot Program	MTC	\$500,000	\$0	\$500,000	
Spare the Air Youth Program	MTC	\$3,000,000	\$0	\$3,000,000	
Spare the Air	BAAQMD	\$3,700,000	\$0	\$3,700,000	
SUBTOTAL		\$11,388,000	\$0	\$11,388,000	
Safe Routes To Schools - Regional Competitive					
The BikeMobile: A Bike Repair and Encouragement Vehicle	ACTC	\$500,000	\$0	\$500,000	
Veneta Valley School SR2S Imps (Green Ways to School Through Social Networking)	TAM Marin County	\$383,000	\$0	\$383,000	
Bay Area School Transportation Collaborative	ACWMA	\$867,000	\$0	\$867,000	
Education and Encouragement School Route Maps	STA	\$250,000	\$0	\$250,000	
SUBTOTAL		\$2,000,000	\$0	\$2,000,000	
Safe Routes To Schools - County					
<i>Specific projects TBD by CMAs</i>					
Alameda County Safe Routes to School Program	ACTC	\$2,069,065	\$0	\$2,069,065	
ACE Preventive Maintenance (for local funds directed to Alameda SR2S)	ACE	\$1,150,935	\$0	\$1,150,935	
Brentwood School Area Safety Improvements	Brentwood	\$432,000	\$0	\$432,000	
Montalvin Manor Pedestrian and Transit Access Improvements	Contra Costa County	\$265,000	\$0	\$265,000	
San Ramon Valley Street Smarts' Safe Routes to School Program	Danville	\$365,000	\$0	\$365,000	
Moraga Way Pedestrian Pathway	Orinda	\$166,000	\$0	\$166,000	
Lisa Lane Sidewalk Project	Pleasant Hill	\$250,000	\$0	\$250,000	
Central-East County Safe Routes to School Program	Pleasant Hill	\$725,000	\$0	\$725,000	
Richmond Safe Routes to School Cycle 2 Project	Richmond	\$264,000	\$0	\$264,000	
Marin Strawberry Point School - Strawberry Drive Pedestrian Imps	TAM	\$475,000	\$0	\$475,000	
Napa County Safe Routes to School Program Expansion	NCTPA	\$315,000	\$0	\$315,000	
San Francisco Safe Routes to School Education and Outreach	SF Dept. of Public Health	\$500,000	\$0	\$500,000	
Sunset and AP Giannini Safe Routes to School Improvements	SFMTA	\$579,000	\$0	\$579,000	
San Mateo County Safe Routes to School Program	CACG	\$1,429,000	\$0	\$1,429,000	
Mountain View VERBS Program	Mountain View	\$500,000	\$0	\$500,000	
Palo Alto Safe Routes to School	Palo Alto	\$528,000	\$0	\$528,000	
San Jose Walk N' Roll - Non Infrastructure	San Jose	\$943,000	\$0	\$943,000	
San Jose Walk N' Roll - Safe Access	San Jose	\$568,000	\$0	\$568,000	
Santa Clara VERBS Program	Santa Clara (City)	\$500,000	\$0	\$500,000	
Santa Clara County Safe Routes to School Program	Santa Clara County	\$1,000,000	\$0	\$1,000,000	
Suisun City - Grizzly Island Trail	Suisun City	\$300,000	\$0	\$300,000	
STA - Solano County Safe Routes to School Program	STA	\$642,000	\$0	\$642,000	
Sonoma County-wide Safe Routes to Schools Improvements	Sonoma County	\$1,034,000	\$0	\$1,034,000	
SUBTOTAL		\$15,000,000	\$0	\$15,000,000	
Innovative Grants					
Berkeley Transportation Action Plan (B-TAP)	Berkeley	\$2,000,000	\$0	\$2,000,000	
Shore Power Initiative	Port of Oakland	\$3,000,000	\$0	\$3,000,000	
Local Government Electric Vehicle (EV) Fleet Replacement	Alameda County	\$2,808,000	\$0	\$2,808,000	
Bicycle-Sharing Pilot Program	BAAQMD	\$4,379,000	\$0	\$4,379,000	
Bicycle-Sharing Program (Phase II)	BAAQMD/MTC	\$24,000	\$0	\$24,000	
Bicycle Sharing in Emerging Communities	TBD	\$4,500,000	\$0	\$4,500,000	
San Mateo Bicycle/Pedestrian Improvements	San Mateo (City)	\$500,000	\$0	\$500,000	
\$400,000 Redirected to OBAG 2 PCA Program in Nov 2015	Various	\$13,000	\$0	\$13,000	
Cold-In-Place (CIP) Pavement Recycling	City of Napa	\$2,000,000	\$0	\$2,000,000	
Bus Automated Vehicle Locators (AVLs)	Santa Rosa	\$600,000	\$0	\$600,000	
Dynamic Rideshare	SCTA	\$2,375,000	\$0	\$2,375,000	
eFleet: Electric Vehicle (EV) Car Sharing Electrified	SFCTA	\$1,700,000	\$0	\$1,700,000	
Public-Private Partnership TDM	SFCTA	\$750,000	\$0	\$750,000	
SFgo	SFMTA	\$20,000,000	\$0	\$20,000,000	
TDM Strategies for Redwood City	SamTrans	\$1,487,000	\$0	\$1,487,000	
San Jose Transportation Demand Management	San Jose	\$1,500,000	\$0	\$1,500,000	
Stewart's Point Rancheria Inter-tribal Electric Vehicle Implementation (Exchange)	Stewart's Point Rancheria	\$0	\$376,000	\$376,000	
SUBTOTAL		\$47,636,000	\$376,000	\$48,012,000	
Climate Action Program Evaluation					
Climate Action Program Evaluation	MTC	\$3,200,000	\$0	\$3,200,000	
SUBTOTAL		\$3,200,000	\$0	\$3,200,000	
4. CLIMATE CHANGE INITIATIVES (CCI)		TOTAL:	\$82,224,000	\$376,000	\$82,600,000

Attachment B

MTC Resolution No. 3925, Attachment B

Adopted: 10/28/09-C

Revised: 12/16/09-C

**METROPOLITAN TRANSPORTATION COMMISSION
T4 New Federal Act FIRST CYCLE Programming
STP/CMAQ/TE/RTIP/CMIA Funding ****

MTC Resolution 3925

Project List***

Attachment B

July 27, 2016

07/28/10-C 09/22/10-C 10/27/10-C 02/23/10-C
03/23/11-C 05/25/11-C 06/22/11-C 09/28/11-C
10/26/11-C 01/25/12-C 02/22/12-C 03/28/12-C
04/25/12-C 06/27/12-C 07/25/12-C 09/26/12-C
02/27/13-C 05/22/13-C 09/25/13-C 12/18/13-C
02/26/14-C 03/26/14-C 04/23/14-C 05/28/14-C
07/23/14-C 11/19/14-C 12/17/14-C 01/28/15-C
05/27/15-C 09/23/15-C 05/25/16-C 07/27/16-C

Project Category and Title	Implementing Agency	Total STP/CMAQ	Total Other TE/RTIP/CMIA	Total Cycle 1
5. REGIONAL BICYCLE PROGRAM (RBP) *		\$562,900,276	\$103,382,000	\$666,282,276
Bike/Ped Program				
<i>Specific projects TBD by County CMA</i>				
Bicycle - Alameda - Block Grant RBP Implementation	ACTC	\$153,000	\$0	\$153,000
Bicycle - Contra Costa - Block Grant RBP Implementation	CCTA	\$47,000	\$0	\$47,000
Bicycle - Marin - Block Grant RBP Implementation	TAM	\$66,000	\$0	\$66,000
Bicycle - Napa - Block Grant RBP Implementation	NCTPA	\$24,000	\$0	\$24,000
Bicycle - San Francisco - Block Grant RBP Implementation	SFCTA	\$55,000	\$0	\$55,000
Bicycle - San Mateo - Block Grant RBP Implementation	SMCCAG	\$70,000	\$0	\$70,000
Bicycle - Santa Clara - Block Grant RBP Implementation	SCVTA	\$186,000	\$0	\$186,000
Bicycle - Solano - Block Grant RBP Implementation	STA	\$54,000	\$0	\$54,000
Bicycle - Sonoma - Block Grant RBP Implementation	SCTA	\$49,000	\$0	\$49,000
Albany - Buchanan Street Bicycle and Pedestrian Path	Albany	\$1,702,000	\$0	\$1,702,000
Oakland - Various Streets Resurfacing and Bike Lanes (Complete Streets)	Oakland	\$435,000	\$0	\$435,000
Pleasanton - Foothill Road at I-580 Bicycle Lane Gap Closure	Pleasanton	\$709,000	\$0	\$709,000
Union City Blvd Bicycle Lanes Phase I	Union City	\$860,000	\$0	\$860,000
Concord - Monument Blvd Corridor Shared Use Trail	Concord	\$486,000	\$0	\$486,000
Concord - Monument Blvd Corridor Pedestrian and Bikeway Network	Concord	\$180,000	\$0	\$180,000
Pittsburg - North Parkside Drive Bicycle & Pedestrian Facilities	Pittsburg	\$900,000	\$0	\$900,000
Richmond - Barrett Avenue Bicycle Lanes	Richmond	\$600,000	\$0	\$600,000
Larkspur - Dougherty Drive Bikeway	Larkspur	\$85,000	\$0	\$85,000
Sausalito - US 101 Off-Ramp/Brideway/Gate 6 Bicycle Traffic Imps	Sausalito	\$88,000	\$0	\$88,000
TAM - Central Marin Ferry Connection	TAM	\$1,410,000	\$0	\$1,410,000
Napa - Lincoln Avenue Bicycle Lanes	City of Napa	\$170,000	\$0	\$170,000
Napa - California Blvd Bicycle Lanes	City of Napa	\$200,000	\$0	\$200,000
Napa County - Valley Vine Trail Bicycle Path	NCTPA	\$211,000	\$0	\$211,000
San Francisco - Marina Green Trail Improvements	SFPDW	\$988,000	\$0	\$988,000
San Francisco - Cargo Way Bicycle Improvements	Port of San Francisco	\$185,000	\$0	\$185,000
Half Moon Bay - SR-1 Bicycle / Pedestrian Trail	Half Moon Bay	\$420,000	\$0	\$420,000
Redwood City - Bair Island Bay Trail Gap Closure	Redwood City	\$337,000	\$0	\$337,000
Redwood City - Skyway/Shoreway Bicycle Lanes and Imps.	Redwood City	\$256,000	\$0	\$256,000
South San Francisco - Bicycle Lanes Gap Closure	South San Francisco	\$261,000	\$0	\$261,000
Campbell Ave Bicycle Lane and Sidewalk	Campbell	\$424,000	\$0	\$424,000
Gilroy - Western Ronan Channel and Lions Creek Bicycle/Ped Trail	Gilroy	\$672,000	\$0	\$672,000
San Jose - Los Gatos Creek Reach 5 Trail	San Jose	\$1,200,000	\$0	\$1,200,000
San Jose San Carlos Multimodal Streetscape - Phase II	San Jose	\$50,000	\$0	\$50,000
Santa Clara - San Tomas Aquino Creek Trail Reach 4 Trail Imps	Santa Clara City	\$1,258,000	\$0	\$1,258,000
Santa Clara - San Tomas Aquino Creek Spur Trail Imps.	Santa Clara City	\$1,081,000	\$0	\$1,081,000
Sunnyvale - Hendy Ave Improvements (Complete Streets)	Sunnyvale	\$437,000	\$0	\$437,000
Fairfield - Linear Park Path Alternate Route (Nightingale Drive)	Fairfield	\$221,000	\$0	\$221,000
Suisun City - Grizzly Island Trail Project	Suisun City	\$814,000	\$0	\$814,000
Healdsburg - Foss Creek New Pathway Segment 6	Healdsburg	\$876,000	\$0	\$876,000
Santa Rosa - SMART/College Ave Bike/Ped Pathway	Santa Rosa	\$948,000	\$0	\$948,000
Sonoma County - SMART Hearn Ave Bike/Ped Trail	Sonoma Co. Reg Parks	\$620,000	\$0	\$620,000
Berkely Bay Trail (TE)	Bekeley	\$0	\$1,557,000	\$1,557,000
Pleasant Hill Road Bicycle/Pedestrian Safety Improvements (TE)	Lafayette	\$0	\$1,009,000	\$1,009,000
Sir Francis Drake Class II Bike Lane (TE)	Marin Couty	\$0	\$294,000	\$294,000
North Yountville Bike Route and Sidewalk Extension (TE)	Yountville	\$0	\$183,000	\$183,000
San Francisco Bicycle Parking Program (Mission/Citywide) (TE)	San Francisco MTA	\$0	\$235,000	\$235,000
Church and Duboce Bicycle / Ped Enhancements	San Francisco MTA	\$0	\$388,000	\$388,000
San Francisco - Pedestrian Safety & Encouragement Campaign	San Francisco MTA	\$0	\$174,000	\$174,000
San Mateo County Bicycle/Pedestrian Enhancements (TE)	San Mateo County	\$0	\$200,000	\$200,000
Bayshore Bicycle Lane	Brisbane	\$0	\$627,000	\$627,000
Gilroy Schools Pedestrian and Bicycle Lane Access Improvements (TE)	Gilroy	\$0	\$697,000	\$697,000
Safe Routes to Schools, Pedestrian and Bicycle Improvements (TE)	Los Altos Hills	\$0	\$467,000	\$467,000
Campbell Hacienda Avenue Streetscape and Bicycle Imps (TE)	Campbell	\$0	\$159,000	\$159,000
Milpitas Escuela Parkway Bicycle and Pedestrian Enhancements (TE)	Milpitas	\$0	\$501,000	\$501,000
Fairfield/Vacaville Station Ped and Bicycle Track Crossing Enhancements (TE)	Fairfield	\$0	\$400,000	\$400,000
Dixon West B Street Bike/Ped Undercrossing (TE)	STA	\$0	\$77,000	\$77,000
Copeland Creek Bicycle Path Reconstruction (TE)	Rohnert Park	\$0	\$581,000	\$581,000
SUBTOTAL		\$19,788,000	\$7,549,000	\$27,337,000
5. REGIONAL BICYCLE PROGRAM (RBP)	TOTAL:	\$19,788,000	\$7,549,000	\$27,337,000

* NOTE: Regional Bicycle Program STP fund administered by County CMA as part of the Block Grant Program.

* NOTE: Regional Bicycle Program TE funds to be programmed by County CMA in 2010 RTIP

Attachment B

METROPOLITAN TRANSPORTATION COMMISSION

T4 New Federal Act FIRST CYCLE Programming

STP/CMAQ/TE/RTIP/CMIA Funding **

MTC Resolution 3925

Project List***

Attachment B

July 27, 2016

07/28/10-C 09/22/10-C 10/27/10-C 02/23/10-C

03/23/11-C 05/25/11-C 06/22/11-C 09/28/11-C

10/26/11-C 01/25/12-C 02/22/12-C 03/28/12-C

04/25/12-C 06/27/12-C 07/25/12-C 09/26/12-C

02/27/13-C 05/22/13-C 09/25/13-C 12/18/13-C

02/26/14-C 03/26/14-C 04/23/14-C 05/28/14-C

07/23/14-C 11/19/14-C 12/17/14-C 01/28/15-C

05/27/15-C 09/23/15-C 05/25/16-C 07/27/16-C

Project Category and Title	Implementing Agency	Total STP/CMAQ	Total Other TE/RTIP/CMIA	Total Cycle 1
TRANSIT/CYCLE PROGRAMMING		\$562,508,976	\$103,482,000	\$666,990,976
6. TRANSPORTATION FOR LIVABLE COMMUNITES (TLC) *				
TLC / Station Area Planning Implementation				
ABAG Station Area Planning Implementation	ABAG	\$450,000	\$0	\$450,000
MTC Station Area Planning Implementation	MTC	\$402,110	\$0	\$402,110
Station Area Plans				
Central Fremont – City Center	Fremont	\$224,000	\$0	\$224,000
South Fremont/Warm Springs BART Station	Fremont	\$276,000	\$0	\$276,000
Walnut Creek BART	Walnut Creek	\$500,000	\$0	\$500,000
San Francisco Central Corridor, So. segment of the Central Subway	San Francisco	\$68,000	\$0	\$68,000
San Francisco Market Street (Steuart St. to Octavia Blvd.)	San Francisco	\$300,000	\$0	\$300,000
Downtown South San Francisco / Caltrain Station	South San Francisco	\$600,000	\$0	\$600,000
Lawrence Station Area / Sunnyvale and Santa Clara	Sunnyvale	\$450,000	\$0	\$450,000
Priority Development Area (PDA) Planning				
Alameda Naval Air Station	Alameda (City)	\$200,000	\$0	\$200,000
Ashland East 14th Street/Mission Blvd	Alameda County	\$400,000	\$0	\$400,000
Warm Springs/South Fremont BART	Fremont	\$300,000	\$0	\$300,000
Concord Downtown BART	Concord	\$480,000	\$0	\$480,000
Concord Naval Weapons Station/N. Concord BART	Concord	\$240,000	\$0	\$240,000
South Richmond	Richmond	\$496,000	\$0	\$496,000
Treasure Island Mobility Management	San Francisco	\$500,000	\$0	\$500,000
San Francisco Central Corridor EIR Augmentation	San Francisco	\$200,000	\$0	\$200,000
El Camino/San Antonio	Mountain View	\$400,000	\$0	\$400,000
Central Rohnert Park	Rohnert Park	\$448,000	\$0	\$448,000
MTC PDA Planning Implementation	MTC	\$1,101,000	\$0	\$1,101,000
ABAG PDA Planning Implementation	ABAG	\$609,890	\$0	\$609,890
Smart Growth Technical Assistance Program	MTC	\$360,000	\$0	\$360,000
SUBTOTAL		\$9,005,000	\$0	\$9,005,000
Transit Oriented Development (TOD)				
SF Park Parking Pricing (<i>Transit Oriented Affordable Housing Exchange</i>)	SFMTA	\$10,000,000	\$0	\$10,000,000
SUBTOTAL		\$10,000,000	\$0	\$10,000,000
Regional Transportation for Livable Communities (TLC) Program				
West Dublin BART Station Golden Gate Dr Streetscape Enhancements	BART	\$860,000	\$0	\$860,000
Berkeley Downtown BART Plaza and Transit Area Imps	BART / Berkeley	\$1,805,000	\$0	\$1,805,000
West Dublin BART Station Golden Gate Dr Streetscape Enhancements	Dublin	\$647,000	\$0	\$647,000
South Hayward BART / Dixon St Streetscape and Access Imps	Hayward	\$1,800,000	\$0	\$1,800,000
Livermore RxR Depot Restoration (for Livermore Land Banking)	Livermore	\$2,500,000	\$0	\$2,500,000
Lakeside Complete Streets and Road Diet	Oakland	\$2,200,000	\$0	\$2,200,000
San Leandro BART-Downtown Pedestrian Interface Imp	San Leandro	\$4,610,000	\$0	\$4,610,000
Union City Intermodal Station East Plaza	Union City	\$4,450,000	\$0	\$4,450,000
Richmond Nevin Avenue Imps	Richmond	\$2,654,000	\$0	\$2,654,000
SF South of Market Alleyways Imp, Phase 2	San Francisco	\$1,381,000	\$0	\$1,381,000
SF 24th Street/Mission BART Plaza and Pedestrian Imps	San Francisco	\$2,109,000	\$0	\$2,109,000
SF Market and Haight Street Transit and Pedestrian Imps	San Francisco	\$2,800,000	\$0	\$2,800,000
SF Phelan Public Plaza and Transit-Oriented Development	San Francisco	\$1,120,000	\$0	\$1,120,000
San Carlos East Side Community Transit Connectivity	San Carlos	\$2,221,000	\$0	\$2,221,000
San Mateo Delaware Street Bike Path and Streetscape	San Mateo	\$605,000	\$0	\$605,000
San Jose The Alameda - A Plan for The Beautiful Way	San Jose	\$3,132,000	\$0	\$3,132,000
San Jose San Fernando Street Enhanced Bikeway and Pedestrian Access	San Jose	\$1,425,000	\$0	\$1,425,000
San Jose San Carlos Multimodal Streetscape - Phase II	San Jose	\$2,024,000	\$0	\$2,024,000
Vallejo Downtown Streetscape Phase 3	Vallejo	\$400,000	\$0	\$400,000
Cotati Train Depot	Cotati	\$1,516,000	\$0	\$1,516,000
Petaluma Boulevard South Road Diet	Petaluma	\$708,000	\$0	\$708,000
Santa Rosa Downtown Station Area Utility Infrastructure Upgrade	Santa Rosa	\$1,045,000	\$0	\$1,045,000
SUBTOTAL		\$42,012,000	\$0	\$42,012,000
County Transportation for Livable Communities (TLC) Program				
<i>Specific projects TBD by CMAAs</i>				

Attachment B

MTC Resolution No. 3925, Attachment B

Adopted: 10/28/09-C

Revised: 12/16/09-C

**METROPOLITAN TRANSPORTATION COMMISSION
T4 New Federal Act FIRST CYCLE Programming
STP/CMAQ/TE/RTIP/CMIA Funding ****

MTC Resolution 3925

Project List***

Attachment B

July 27, 2016

07/28/10-C 09/22/10-C 10/27/10-C 02/23/10-C
03/23/11-C 05/25/11-C 06/22/11-C 09/28/11-C
10/26/11-C 01/25/12-C 02/22/12-C 03/28/12-C
04/25/12-C 06/27/12-C 07/25/12-C 09/26/12-C
02/27/13-C 05/22/13-C 09/25/13-C 12/18/13-C
02/26/14-C 03/26/14-C 04/23/14-C 05/28/14-C
07/23/14-C 11/19/14-C 12/17/14-C 01/28/15-C
05/27/15-C 09/23/15-C 05/25/16-C 07/27/16-C

Project Category and Title	Implementing Agency	Total STP/CMAQ	Total Other TE/RTIP/CMIA	Total Cycle 1
T4 FIRST CYCLE PROGRAMMING				
		\$82,203,975	\$103,282,000	\$166,390,975
County TLC - Alameda - Block Grant TLC Implementation	ACTC	\$238,000	\$0	\$238,000
County TLC - Contra Costa - Block Grant TLC Implementation	CCTA	\$83,000	\$0	\$83,000
County TLC - Marin - Block Grant TLC Implementation	TAM	\$40,000	\$0	\$40,000
County TLC - Napa - Block Grant TLC Implementation	NCTPA	\$22,000	\$0	\$22,000
County TLC - San Francisco - Block Grant TLC Implementation	SFCTA	\$125,000	\$0	\$125,000
County TLC - San Mateo - Block Grant TLC Implementation	SMCCAG	\$115,000	\$0	\$115,000
County TLC - Santa Clara - Block Grant TLC Implementation	SCVTA	\$285,000	\$0	\$285,000
County TLC - Solano - Block Grant TLC Implementation	STA	\$67,000	\$0	\$67,000
County TLC - Sonoma - Block Grant TLC Implementation	SCTA	\$47,000	\$0	\$47,000
BART - MacArthur Station Entry Plaza Renovation	BART	\$625,000	\$0	\$625,000
Fremont - Midtown Catalyst Project	Fremont	\$1,600,000	\$0	\$1,600,000
Livermore - Downtown Livermore Iron Horse Trail	Livermore	\$1,566,000	\$0	\$1,566,000
Livermore - Downtown Livermore Lighting Fixtures Retrofit	Livermore	\$176,000	\$0	\$176,000
Oakland - MacArthur Blvd Streetscape	Oakland	\$1,700,000	\$0	\$1,700,000
El Cerrito - Central Ave & Liberty St Streetscape	El Cerrito	\$816,000	\$0	\$816,000
Lafayette - Downtown Pedestrian, Bicycle & Streetscape	Lafayette	\$1,690,000	\$0	\$1,690,000
Richmond Transit Village: Nevin Ave and BART Station Bike/Ped Imps	Richmond	\$1,217,000	\$0	\$1,217,000
Marin County - Various Bicycle/Ped Improvements	Marin County	\$970,000	\$0	\$970,000
American Canyon - PDA Development Plan	American Canyon	\$318,000	\$0	\$318,000
American Canyon - Theresa Avenue Sidewalk Imps. Phase II	American Canyon	\$200,000	\$0	\$200,000
San Francisco - Folsom Streetscape (Complete Streets)	SFDPW	\$516,612	\$0	\$516,612
SF Market and Haight Street Transit and Pedestrian Imps	San Francisco	\$948,000	\$0	\$948,000
San Francisco - Broadway Streetscape Phase III (Complete Streets)	SFDPW	\$1,104,000	\$0	\$1,104,000
Second Street Complete Streets	SFDPW	\$548,388	\$0	\$548,388
Burlingame - Burlingame Ave. and Broadway Districts Streetscape	Burlingame	\$301,000	\$0	\$301,000
Daly City - Citywide Accessibility Improvements	Daly City	\$420,000	\$0	\$420,000
Millbrae - El Camino Real/Victoria Pedestrian Enhancement	Millbrae	\$355,000	\$0	\$355,000
San Bruno - Transit Corridor Pedestrian Connection Imps.	San Bruno	\$263,000	\$0	\$263,000
San Bruno - Street Medians and Grand Boulevard Imps	San Bruno	\$654,000	\$0	\$654,000
San Mateo - El Camino Real Phase 1 Improvements	San Mateo	\$503,000	\$0	\$503,000
Campbell - Winchester Blvd Streetscape Phase II	Campbell	\$1,500,000	\$0	\$1,500,000
Milpitas - Abel Street Pedestrian Improvements	Milpitas	\$788,000	\$0	\$788,000
VTA - US 101 Capitol Expressway (Exchange) ****	Santa Clara VTA	\$1,100,000	\$0	\$1,100,000
Santa Clara Co. - Almaden Expwy Bicycle Signal Detection (Complete Streets)	Santa Clara Co.	\$500,000	\$0	\$500,000
Saratoga - Saratoga Village Ped Enhancement Phase 2	Saratoga	\$1,161,000	\$0	\$1,161,000
Sunnyvale - Hendy Avenue Improvements (Complete Streets)	Sunnyvale	\$523,000	\$0	\$523,000
Sunnyvale - Downtown Streetscape	Sunnyvale	\$594,000	\$0	\$594,000
Vallejo - Streetscapes Improvements	Vallejo	\$1,277,000	\$0	\$1,277,000
Cotati - Downtown Streetscape	Cotati	\$1,100,000	\$0	\$1,100,000
Cotati Train Depot	Cotati	\$200,000	\$0	\$200,000
SUBTOTAL		\$26,256,000	\$0	\$26,256,000
6. TRANSPORTATION FOR LIVABLE COMMUNITIES (TLC)	TOTAL:	\$87,273,000	\$0	\$87,273,000
* NOTE: Two thirds of the TLC Program administered by MTC. One third administered by County CMAAs, as part of the Block Grant Program.				
7. LOCAL STREETS AND ROADS (LSR)				
Pavement Technical Advisory Program (PTAP)	MTC	\$4,500,000	\$0	\$4,500,000
Pavement Management Program (PMP)	MTC	\$1,500,000	\$0	\$1,500,000
SUBTOTAL		\$6,000,000	\$0	\$6,000,000
Federal Aid Secondary (FAS) Commitment *				
<i>Specific projects TBD by Counties</i>				
Alameda County - Rural Roads Pavement Rehabilitation	Alameda County	\$2,135,000	\$0	\$2,135,000
Contra Costa - Kirker Pass Road Overlay	Contra Costa County	\$1,611,000	\$0	\$1,611,000
Marin County - Novato Boulevard Resurfacing	Marin County	\$1,006,000	\$0	\$1,006,000
Napa County - Silverado Trail Pavement Rehabilitation	Napa County	\$312,000	\$0	\$312,000
Napa County - Various Streets Rehabilitation	Napa County	\$1,114,000	\$0	\$1,114,000
San Mateo County - Pescadero Creek Road Resurfacing	San Mateo County	\$1,070,000	\$0	\$1,070,000
Santa Clara County - Various Streets and Roads Pavement Rehabilitation	Santa Clara County	\$2,041,000	\$0	\$2,041,000
Solano County - Pavement Overlay Program	Solano County	\$1,807,000	\$0	\$1,807,000
Sonoma County - Various Streets and Roads Asphalt Overlay	Sonoma County	\$3,917,000	\$0	\$3,917,000
SUBTOTAL		\$15,013,000	\$0	\$15,013,000
Local Streets and Roads (LSR) Rehabilitation **				

Attachment B

MTC Resolution No. 3925, Attachment B

Adopted: 10/28/09-C

Revised: 12/16/09-C

METROPOLITAN TRANSPORTATION COMMISSION

T4 New Federal Act FIRST CYCLE Programming

STP/CMAQ/TE/RTIP/CMIA Funding **

MTC Resolution 3925

Project List***

Attachment B

July 27, 2016

07/28/10-C 09/22/10-C 10/27/10-C 02/23/10-C

03/23/11-C 05/25/11-C 06/22/11-C 09/28/11-C

10/26/11-C 01/25/12-C 02/22/12-C 03/28/12-C

04/25/12-C 06/27/12-C 07/25/12-C 09/26/12-C

02/27/13-C 05/22/13-C 09/25/13-C 12/18/13-C

02/26/14-C 03/26/14-C 04/23/14-C 05/28/14-C

07/23/14-C 11/19/14-C 12/17/14-C 01/28/15-C

05/27/15-C 09/23/15-C 05/25/16-C 07/27/16-C

Project Category and Title	Implementing Agency	Total STP/CMAQ	Total Other TE/RTIP/CMIA	Total Cycle 1
FIRST CYCLE PROGRAMMING				
<i>Specific projects TBD by CMAs</i>				
LS&R Rehab - Alameda - Block Grant LS&R Implementation	ACTC	\$662,000	\$0	\$662,000
LS&R Rehab - Contra Costa - Block Grant LS&R Implementation	CCTA	\$215,000	\$0	\$215,000
LS&R Rehab - Marin - Block Grant LS&R Implementation	TAM	\$97,000	\$0	\$97,000
LS&R Rehab - Napa - Block Grant LS&R Implementation	NCTPA	\$75,000	\$0	\$75,000
LS&R Rehab - San Francisco - Block Grant LS&R Implementation	SFCTA	\$310,000	\$0	\$310,000
LS&R Rehab - San Mateo - Block Grant LS&R Implementation	SMCCAG	\$272,000	\$0	\$272,000
LS&R Rehab - Santa Clara - Block Grant LS&R Implementation	SCVTA	\$689,000	\$0	\$689,000
LS&R Rehab - Solano - Block Grant LS&R Implementation	STA	\$259,000	\$0	\$259,000
LS&R Rehab - Sonoma - Block Grant LS&R Implementation	SCTA	\$229,000	\$0	\$229,000
Alameda - Otis Drive Reconstruction	Alameda (City)	\$837,000	\$0	\$837,000
Alameda County - Central County Pavement Rehabilitation	Alameda County	\$1,121,000	\$0	\$1,121,000
Albany - Pierce Street Pavement Rehabilitation	Albany	\$117,000	\$0	\$117,000
Berkeley - Sacramento Street Rehabilitation	Berkeley	\$955,000	\$0	\$955,000
Dublin - Citywide Street Resurfacing	Dublin	\$547,000	\$0	\$547,000
Fremont - Various Streets Pavement Rehabilitation	Fremont	\$2,706,550	\$0	\$2,706,550
Fremont - Osgood Road Rehabilitation	Fremont	\$431,450	\$0	\$431,450
Hayward - Various Streets Pavement Rehabilitation	Hayward	\$1,336,000	\$0	\$1,336,000
Livermore - Various Streets Rehabilitation	Livermore	\$1,028,000	\$0	\$1,028,000
Newark - Cedar Blvd and Jarvis Ave Pavement Rehab	Newark	\$682,000	\$0	\$682,000
Oakland - Resurfacing and Bike Lanes (Complete Streets)	Oakland	\$3,617,000	\$0	\$3,617,000
Pleasanton - Various Streets Pavement Rehabilitation	Pleasanton	\$876,000	\$0	\$876,000
San Leandro - Marina Blvd Street Rehabilitation	San Leandro	\$807,000	\$0	\$807,000
Union City - Dyer Street Rehabilitation	Union City	\$861,000	\$0	\$861,000
Antioch - Hillcrest, Putnam and Contra Loma Pavement Rehab	Antioch	\$1,907,000	\$0	\$1,907,000
Brentwood - Various Streets Overlay	Brentwood	\$823,000	\$0	\$823,000
Concord - Concord Blvd Pavement Rehabilitation Sixth-Glazier	Concord	\$2,147,000	\$0	\$2,147,000
Contra Costa - Countywide Arterial Micro Surface Project	Contra Costa County	\$2,121,000	\$0	\$2,121,000
Pittsburg - Railroad Avenue Pavement Rehabilitation	Pittsburg	\$848,000	\$0	\$848,000
Richmond - Dornan Drive/Garrard Blvd Tunnel Rehabilitation	Richmond	\$500,000	\$0	\$500,000
San Ramon - Alcosta Boulevard Pavement Rehabilitation	San Ramon	\$825,000	\$0	\$825,000
Walnut Creek - Various Arterials and Collectors Rehabilitation	Walnut Creek	\$1,856,000	\$0	\$1,856,000
Marin County - Southern Marin Road Rehabilitation	Marin County	\$1,196,000	\$0	\$1,196,000
Mill Valley - Edgewood Avenue Resurfacing	Mill Valley	\$123,000	\$0	\$123,000
San Rafael - Citywide Street Resurfacing	San Rafael	\$1,019,000	\$0	\$1,019,000
Napa - Linda Vista Pavement Overlay	City of Napa	\$654,000	\$0	\$654,000
Napa - Cape Seal Pavement Rehabilitation	City of Napa	\$625,000	\$0	\$625,000
Napa County - Silverado Trail Pavement Rehabilitation	Napa County	\$526,000	\$0	\$526,000
San Francisco - Folsom Streetscape (Complete Streets)	SFDPW	\$3,200,000	\$0	\$3,200,000
San Francisco - Second Street Phase 1 - Sfgo Signal Rehabilitation	SFDPW	\$530,000	\$0	\$530,000
San Francisco - Broadway Streetscape Phase III (Complete Streets)	SFDPW	\$350,000	\$0	\$350,000
San Francisco - Citywide San Francisco Street Improvements	SFDPW	\$3,368,000	\$0	\$3,368,000
Burlingame - Street Resurfacing Program 2010-11	Burlingame	\$308,000	\$0	\$308,000
Daly City - Various Streets Rehabilitation	Daly City	\$1,058,000	\$0	\$1,058,000
Menlo Park - Various Streets Resurfacing	Menlo Park	\$385,000	\$0	\$385,000
Pacifica - Various Streets Pavement Rehabilitation	Pacifica	\$383,000	\$0	\$383,000
Redwood City - Various Streets Overlay	Redwood City	\$946,000	\$0	\$946,000
San Bruno Various Streets Resurfacing	San Bruno	\$398,000	\$0	\$398,000
San Carlos - Various Streets Pavement Rehabilitation	San Carlos	\$319,000	\$0	\$319,000
San Mateo - Various Streets Rehabilitation	San Mateo (City)	\$1,255,000	\$0	\$1,255,000
San Mateo County - Various Roads Resurfacing	San Mateo County	\$1,416,000	\$0	\$1,416,000
South San Francisco - Various Streets Resurfacing	So. San Francisco	\$712,000	\$0	\$712,000
Campbell - Citywide Arterial & Collector Street Rehab	Campbell	\$500,000	\$0	\$500,000
Cupertino - Various Streets Pavement Rehabilitation	Cupertino	\$500,000	\$0	\$500,000
Gilroy - Wren Ave and Church Street Resurfacing	Gilroy	\$614,000	\$0	\$614,000
Los Altos - San Antonio Road Microseal	Los Altos	\$259,000	\$0	\$259,000
Los Gatos - University Avenue Rehabilitation	Los Gatos	\$500,000	\$0	\$500,000
Mountain View - Church Street Improvements	Mountain View	\$530,000	\$0	\$530,000

Attachment B

MTC Resolution No. 3925, Attachment B

Adopted: 10/28/09-C

Revised: 12/16/09-C

**METROPOLITAN TRANSPORTATION COMMISSION
T4 New Federal Act FIRST CYCLE Programming
STP/CMAQ/TE/RTIP/CMIA Funding ****

MTC Resolution 3925

Project List***

Attachment B

July 27, 2016

07/28/10-C 09/22/10-C 10/27/10-C 02/23/10-C
03/23/11-C 05/25/11-C 06/22/11-C 09/28/11-C
10/26/11-C 01/25/12-C 02/22/12-C 03/28/12-C
04/25/12-C 06/27/12-C 07/25/12-C 09/26/12-C
02/27/13-C 05/22/13-C 09/25/13-C 12/18/13-C
02/26/14-C 03/26/14-C 04/23/14-C 05/28/14-C
07/23/14-C 11/19/14-C 12/17/14-C 01/28/15-C
05/27/15-C 09/23/15-C 05/25/16-C 07/27/16-C

Project Category and Title	Implementing Agency	Total STP/CMAQ	Total Other TE/RTIP/CMIA	Total Cycle 1
7. LOCAL STREETS AND ROADS (LSR)				
T4 PROJECTS TO BE PROGRAMMED		\$562,508,976	\$103,882,000	\$666,390,976
Palo Alto - Various Streets Pavement Overlay	Palo Alto	\$549,000	\$0	\$549,000
San Jose - Various Streets Rehabilitation	San Jose	\$7,987,000	\$0	\$7,987,000
Santa Clara City - Various Streets Rehabilitation	Santa Clara (City)	\$1,163,000	\$0	\$1,163,000
Santa Clara County Roads Pavement Rehabilitation	Santa Clara County	\$1,157,000	\$0	\$1,157,000
Santa Clara County Expressways Pavement Rehabilitation	Santa Clara County	\$530,000	\$0	\$530,000
Saratoga - Various Streets and Roads Rehabilitation	Saratoga	\$500,000	\$0	\$500,000
Sunnyvale Ave/Old San Francisco Rd Reconstruction and Ped Enhancements	Sunnyvale	\$638,000	\$0	\$638,000
Sunnyvale - Hendy Avenue Improvements (Complete Streets)	Sunnyvale	\$1,117,000	\$0	\$1,117,000
Benicia - Columbus Parkway Overlay	Benicia	\$371,000	\$0	\$371,000
Fairfield - Various Streets Overlay	Fairfield	\$1,370,000	\$0	\$1,370,000
Solano County Pavement Overlay	Solano County	\$1,689,000	\$0	\$1,689,000
Suisun City - Pintail Drive Resurfacing	Suisun City	\$437,000	\$0	\$437,000
Vacaville - Various Streets Overlay	Vacaville	\$1,324,000	\$0	\$1,324,000
Vallejo - Citywide Street Overlay	Vallejo	\$1,595,000	\$0	\$1,595,000
Petaluma - Sonoma Mountain Parkway Rehabilitation	Petaluma	\$1,036,000	\$0	\$1,036,000
Rohnert Park - Arlen Dr and E. Cotati Ave Overlay	Rohnert Park	\$563,000	\$0	\$563,000
Santa Rosa - Various Streets Citywide Overlay	Santa Rosa	\$2,072,000	\$0	\$2,072,000
Sonoma County - Various Roads Pavement Preservation	Sonoma Co. TPW	\$4,912,000	\$0	\$4,912,000
Windsor - Hembree Lane Resurfacing	Windsor	\$348,000	\$0	\$348,000
SUBTOTAL		\$80,789,000	\$0	\$80,789,000
7. LOCAL STREETS AND ROADS (LSR)		TOTAL: \$101,802,000	\$0	\$101,802,000
* NOTE: Section 182.6(d)(2) of the California Streets and Highways Code requires that An amount not less than 110 percent of the amount that the county was apportioned under the Federal-Aid Secondary (FAS) program in federal fiscal year 1990-91 be apportioned for use by that county. The FAS amounts in Cycle 1 represent the total annual FAS commitments for the entire 6-year period of the new federal act beginning in FY 2009-10. San Francisco does not have any routes designated FAS, and therefore is not entitled to any FAS share. ** NOTE: Local Streets and Roads Rehab administered by County CMAAs as part of the Block Grant Program.				
8. REGIONAL STRATEGIC INVESTMENTS (RSI)				
Richmond Rail Connector	Caltrans	\$6,330,000	\$0	\$6,330,000
GGBH&TD Preventive Maintenance (for Golden Gate Bridge Suicide Deterent)	GGBH&TD	\$5,000,000	\$0	\$5,000,000
Golden Gate Bridge Suicide Deterent	GGBH&TD	\$27,000,000	\$0	\$27,000,000
Doyle Drive/Presidio Parkway *****	Caltrans/SFCTA	\$34,000,000	\$0	\$34,000,000
SamTrans Preventive Maintenance (for Caltrain Right-Of-Way Payback)	SamTrans	\$15,942,309	\$0	\$15,942,309
SamTrans Bus Replacement (for Caltrain Right-Of-Way Payback)	SamTrans	\$1,085,808	\$0	\$1,085,808
SamTrans Advanced Comm. Sys. Upgrades (for Caltrain Right-Of-Way Payback)	SamTrans	\$2,260,796	\$0	\$2,260,796
SCL I-280 I/C Improvements	VTA	\$1,000,000	\$31,000,000	\$32,000,000
SCL I-280/Winchester I/C Modifications	VTA	\$500,000	\$0	\$500,000
Small/Northbay Operators (Transit Payback Commitment)	Various			
Clipper Phase III Implementation	Various	\$2,691,476	\$0	\$2,691,476
SUBTOTAL		\$95,810,389	\$31,000,000	\$126,810,389
8. REGIONAL STRATEGIC INVESTMENTS (RSI)		TOTAL: \$95,810,389	\$31,000,000	\$126,810,389
9. LIFELINE TRANSPORTATION PROGRAM (LIFE)				
Transit Payback Commitment: Lifeline Transportation Program				
Community Based Transportation Plan Updates	ACTC	\$475,000	\$0	\$475,000
Cherryland - Hathaway Avenue Transit Access Imps	Alameda County	\$430,000	\$0	\$430,000
East Bay Bus Rapid Transit Terminus/ San Leandro BART Imps	AC Transit	\$1,225,539	\$0	\$1,225,539
Baypoint - Canal Road Bike/Ped Imps	Contra Costa County	\$1,000,000	\$0	\$1,000,000
Richmond Easy Go Low-Income Mobility Access Imps	Richmond	\$203,291	\$0	\$203,291
Advanced Communications and Information System	GGBH&TD	\$233,728	\$0	\$233,728
Community Based Transportation Plan Updates	NCTPA	\$80,000	\$0	\$80,000
ADA Bus Stop Upgrades	NCTPA	\$116,794	\$0	\$116,794
Eddy and Ellis Traffic Calming	SFMTA	\$1,175,105	\$0	\$1,175,105
Redwood City - Middlefield/Woodside Rd (SR 84) Intersection Imps	Redwood City	\$339,924	\$0	\$339,924
City of San Mateo - North Central Ped Infrastructure Imps	San Mateo (City)	\$339,924	\$0	\$339,924
East San Jose Pedestrian Improvements	Santa Clara County	\$2,127,977	\$0	\$2,127,977
Fairfield-Suisun - Local Bus Replacement	Fairfield-Suisun Transit	\$481,368	\$0	\$481,368
Vacaville SRTS Infrastructure Imps	Vacaville	\$40,000	\$0	\$40,000
Healdsburg Pedestrian Safety & Access Imps	Healdsburg	\$202,937	\$0	\$202,937
Central Sonoma Valley Trail	Sonoma County	\$500,000	\$0	\$500,000
SUBTOTAL		\$8,971,587	\$0	\$8,971,587
9. LIFELINE TRANSPORTATION PROGRAM (LIFE)		TOTAL: \$8,971,587	\$0	\$8,971,587

Attachment B

MTC Resolution No. 3925, Attachment B

Adopted: 10/28/09-C

Revised: 12/16/09-C

METROPOLITAN TRANSPORTATION COMMISSION

T4 New Federal Act FIRST CYCLE Programming

STP/CMAQ/TE/RTIP/CMIA Funding **

MTC Resolution 3925

Project List***

Attachment B

July 27, 2016

07/28/10-C 09/22/10-C 10/27/10-C 02/23/10-C

03/23/11-C 05/25/11-C 06/22/11-C 09/28/11-C

10/26/11-C 01/25/12-C 02/22/12-C 03/28/12-C

04/25/12-C 06/27/12-C 07/25/12-C 09/26/12-C

02/27/13-C 05/22/13-C 09/25/13-C 12/18/13-C

02/26/14-C 03/26/14-C 04/23/14-C 05/28/14-C

07/23/14-C 11/19/14-C 12/17/14-C 01/28/15-C

05/27/15-C 09/23/15-C 05/25/16-C 07/27/16-C

Project Category and Title	Implementing Agency	Total STP/CMAQ	Total Other TE/RTIP/CMIA	Total Cycle 1
T4 FIRST CYCLE PROGRAMMING		\$562,508,976	\$103,882,000	\$666,390,976
First Cycle Total		\$562,508,976	\$103,882,000	\$666,390,976

J:\SECTION\ALLSTAFF\Resolution\TEMP-RES\MTC\RES-3925_ongoing\Temp-3925_Attach-B.xls\Attach B 7-27-16

** NOTE: Attachment A, T-4 First-Cycle Project Selection Criteria and Programming Policies, govern this project list. All funding changes to a program or project are subject to Commission approval.

The project phase, fiscal year and fund source will be determined at the time of programming in the TIP. MTC Staff will update the project listing (Attachment B) to reflect MTC actions as projects are included or revised in the TIP.

*** NOTE: All funds are subject to applicable regional, state and federal requirements and deadlines. Funds that miss established deadlines are considered lapsed and are no longer available for the project.

**** NOTE: Santa Clara VTA agrees to provide an equal amount of local/STIP funds for a TLC project by Fall 2014. If VTA has not programmed an equal amount, MTC will recommend programming of Santa Clara's RTIP share.

***** NOTE: Doyle Drive/Presidio Parkway - Contingent upon \$34 million in future San Francisco RTIP funds being prioritized for regional FPI/Express Lanes after Planning, Programming and Monitoring (PPM) the remaining \$88 million commitment to the Central Subway project.

Date: May 17, 2012
W.I.: 1512
Referred by: Planning
Revised: 10/24/12-C 11/28/12-C 12/19/12-C
01/23/13-C 02/27/13-C 05/22/13-C
09/25/13-C 11/20/13-C 12/18/13-C
01/22/14-C 02/26/14-C 03/26/14-C
04/23/14-C 05/28/14-C 06/25/14-C
07/23/14-C 09/24/14-C 12/17/14-C
03/25/15-C 05/27/15-C 06/24/15-C
07/22/15-C 09/23/15-C 10/28/15-C
11/18/15-C 12/16/15-C 01/27/16-C
02/24/16-C 03/23/16-C 05/25/16-C
07/27/16-C

ABSTRACT

Resolution No. 4035, Revised

This resolution adopts the Project Selection Policies and Programming for federal Surface Transportation Authorization Act following the Safe, Accountable, Flexible and Efficient Transportation Equity Act (SAFETEA), and any extensions of SAFETEA in the interim. The Project Selection Policies contain the project categories that are to be funded with various fund sources including federal surface transportation act funding available to MTC for its programming discretion to be included in the federal Transportation Improvement Program (TIP).

The resolution includes the following attachments:

- Attachment A – Project Selection Policies
- Attachment B-1 – Regional Program Project List
- Attachment B-2 – OneBayArea Grant (OBAG) Project List

Attachment A (page 13) was revised on October 24, 2012 to update the PDA Investment & Growth Strategy (Appendix A-6) and to update county OBAG fund distributions using the most current RHNA data (Appendix A-1 and Appendix A-4). The Commission also directed \$20 million of the \$40 million in the regional PDA Implementation program to eight CMAs and the San Francisco Planning Department for local PDA planning implementation. Attachment B-1 and B-2 were revised to add new projects selected by the Solano Transportation Authority and Santa Clara Valley Transportation Authority and to add projects under the Freeway Performance Initiative and to reflect the redirection of the \$20 million in PDA planning implementation funds.

ABSTRACT

MTC Resolution No. 4035, Revised

Page 2

Attachment A (pages 8, 9 and 13) was revised on November 28, 2012 to confirm and clarify the actions on October 24, 2012 with respect to the County PDA Planning Program.

Attachment A (page 12) was revised on December 19, 2012 to provide an extension for the Complete Streets policy requirement. Attachments B-1 and B-2 were revised to add new projects selected by the Solano Transportation Authority, Sonoma County Transportation Authority and Santa Clara Valley Transportation Authority; add funding for CMA Planning activities; and to shift funding between two San Francisco Municipal Transportation Agency projects under the Transit Performance Initiatives Program.

Attachments B-1 and B-2 were revised on January 23, 2013 to add new projects selected by various Congestion Management Agencies and to add new projects selected by the Commission in the Transit Rehabilitation Program.

As referred by the Programming and Allocations Committee, Attachment B-1 and Appendix A-2 were revised on February 27, 2013 to add Regional Safe Routes to School programs for Alameda and San Mateo counties, and to reflect previous Commission actions pertaining to the Transit Capital Rehabilitation Program, and to reflect earlier Commission approvals of fund augmentations to the county congestion management agencies for regional planning activities.

As referred by the Planning Committee, Attachments A and B-1 were revised to reflect Commission approval of the regional Priority Development Area (PDA) Planning and Implementation program and Priority Conservation Area (PCA) program.

As referred by the Programming and Allocations Committee, Attachments B-1 and B-2 and Appendix A-2 to Attachment A were revised on May 22, 2013 to shift funding between components of the Freeway Performance Initiative Program with no change in total funding; and split the FSP/Incident Management project into the Incident Management Program and FSP/Callbox Program with no change in total funding; and redirect funding from ACE fare collection equipment to ACE positive train control; and add new OBAG projects selected by the Contra Costa Transportation Authority, Napa County Transportation and Planning Agency, City/County Association of Governments of San Mateo (CCAG), and the Solano Transportation Authority, including OBAG augmentation for CCAG Planning activities.

ABSTRACT

MTC Resolution No. 4035, Revised

Page 3

Attachments B-1 and B-2 were revised on September 25, 2013 to add new projects selected by various Congestion Management Agencies in the OneBayArea Grant, Regional Safe Routes to School, and Priority Conservation Area Programs.

Attachment A, Attachments B-1 and B-2 and Appendix A-2 to Attachment A were revised on November 20, 2013 to add new projects and make grant amount changes as directed by various Congestion Management Agencies in the OneBayArea Grant Program. Also the deadline for jurisdictions' adoption of general plans meeting the latest RHNA was updated to reflect the later than scheduled adoption of Plan Bay Area.

Attachment B-1 to the resolution was revised on December 18, 2013 to add an FPI project for environmental studies for the I-280/Winchester I/C modification.

Attachment B-2 was revised on January 22, 2014 to adjust project grant amounts as directed by various Congestion Management Agencies in the OneBayArea Grant Program, including changes as a result of the 2014 RTIP.

Attachments B-1 and B-2 were revised on February 26, 2014 to add six OBAG projects selected by the CMA's, make adjustments between two Santa Clara OBAG projects, and add three PDA Planning Program projects in Sonoma County.

Attachment B-1 was revised on March 26, 2014 to add 15 projects to the Transit Performance Initiative Program and 3 projects in Marin County to the North Bay Priority Conservation Area Program.

On April 23, 2014, Attachment B-1 was revised to add 13 projects to the Priority Conservation Grant Program, revise the grant amount for the BART Car Exchange Preventative Maintenance Project in the Transit Capital Rehabilitation Program, and add three projects to the Climate Initiatives Program totaling \$14,000,000.

As referred by the Planning Committee, Attachment B-1 was revised on May 28, 2014 to reflect Commission approval of the selection of projects for the PDA Planning Technical Assistance and PDA Staffing Assistance Programs.

ABSTRACT

MTC Resolution No. 4035, Revised

Page 4

As referred by the Programming and Allocations Committee, Attachment A and Attachment B-2 were revised on May 28, 2014 to change the program delivery deadline from March 31, 2016 to January 31, 2017, and to adjust two projects as requested by Congestion Management Agencies in the OneBayArea Grant Program.

On June 25, 2014, Attachment B-1 was revised to add an additional \$500,000 to the Breuner Marsh Project in the regional PCA Program and to identify a transportation exchange project (Silverado Trail Phase G) for the Soscol Headwaters Preserve Acquisition in the North Bay PCA Program, and to Redirect \$2,500,000 from Ramp Metering and Traffic Operations System (TOS) elements to the Program for Arterial System Synchronization (PASS), within the Freeway Performance Initiatives (FPI) Program.

On July 23, 2014, Attachment B-1 was revised to redirect \$22.0 million from the Cycles 1 & 2 Freeway Performance Initiatives (FPI) Programs and \$5 million from other projects and savings to the Golden Gate Bridge Suicide Deterrent System.

On September 24, 2014, Attachments B-1 and B-2 were revised to add 5 projects totaling \$19M to the Transit Performance Initiative Program (TPI), to shift funding within the Freeway Performance Initiative Program; to add a project for \$4 million for SFMTA for priority identified TPI funding; to provide an additional \$500,000 to the Freeway Performance Initiative (FPI); and to amend programming for two projects in Santa Clara County: San Jose's The Alameda "Beautiful Way" Phase 2 project, and Palo Alto's US-101/Adobe Creek Bicycle and Pedestrian Bridge project.

On December 17, 2014, Attachments A, B-1, and B-2 and Appendices A-1 and A-2 to Attachment A were revised to add a fifth year – FY 2016-17 - to the Cycle 2/OBAG 1 program to address the overall funding shortfall and provide additional programming in FY 2016-17 to maintain on-going commitments in FY 2016-17; make adjustments within the Freeway Performance Initiatives Program; rescind the Brentwood Wallace Ranch Easement Acquisition from the Priority Conservation Area (PCA) Program reducing the PCA program from \$5 million to \$4.5 million and use this funding to help with the FY 17 shortfall; identify two Santa Clara Local Priority Development Area Planning Program projects totaling \$740,305 to be included within MTC's Regional Priority Development Area Program grants; make revisions to local OBAG compliance policies for complete streets and housing as they pertain to jurisdictions' general plans update deadlines; add five car sharing projects totaling \$2,000,000 under the

ABSTRACT

MTC Resolution No. 4035, Revised

Page 5

climate initiatives program; and add the Clipper Fare Collection Back Office Equipment Replacement Project to the Transit Capital Priority Program for \$2,684,772.

On March 25, 2015, Attachments B-1 and B-2 were revised to: add FY 2016-17 regional planning funds to Attachment B-1 per Commission action in December 2014; Redirect \$1.0 million from the ALA-I-680 Freeway Performance Initiative (FPI) project to Preliminary Engineering (PE) for various FPI corridors and redirect \$270,000 in FPI Right of Way (ROW) savings to the SCL I-680 FPI project to cover an increase in Caltrans support costs; direct funding to the statewide local streets and roads needs assessment; identify specific Priority Development Area (PDA) planning grants in San Mateo County; delete the \$10.2 million Masonic Avenue Complete Streets project and add the SF Light Rail Vehicle Procurement project in San Francisco County; and redirect \$0.5 million from the Capitol Expressway Traffic ITS and Bike/Pedestrian Improvement project to the San Tomas Expressway Box Culvert Rehabilitation project in Santa Clara County.

On May 27, 2015, Attachment B-1 was revised to add Round 3 (\$9,529,829) of the Transit Performance Incentive Program which involves 7 new projects and augmentations to 7 existing projects; and to add the Grand Avenue Bicycle / Pedestrian Improvements Project (\$717,000) in San Rafael to the Safe Routes to School Program, and delete the Bicycle sharing project (\$6,000,000).

On June 24, 2015, Attachment B-1 was revised to identify a \$265,000 Local Priority Development Area Planning Grant for the City of Palo Alto.

On July 22, 2015, Attachments B-1 and Attachment B-2 were revised to redirect \$3,000,000 from the SFMTA N-Judah Mobility Maximization project to the SFMTA Colored Lanes on MTC Rapid Network project within the Transit Performance Initiative program, identify a \$252,000 Safe Routes to Schools grant for San Mateo County, redirect \$2,100,000 in Freeway Performance Initiative funding from the Alameda County I-680 project to the Various Corridors – Caltrans Preliminary Engineering project, delete \$500,000 from the SMART Vehicle Purchase project in Sonoma County (revised from \$6,600,000 to \$6,100,000), and add the SMART Clipper Card Service project in Sonoma County for \$500,000.

On September 23, 2015, Attachment B-2 was revised to redirect \$6,100,000 from the SMART Vehicle Purchase project to the SMART San Rafael to Larkspur Extension project.

ABSTRACT

MTC Resolution No. 4035, Revised

Page 6

On October 28, 2015; Attachment B-1 and B-2 were revised to redirect \$350,000 from Vacaville's Ulatis Creek Bicycle/Pedestrian Pathway and Streetscape project to Vallejo's Downtown Streetscape – Phases 3 and 4 project, and to redirect \$122,249 from Marin Transit's Preventive Maintenance program to the preliminary engineering phase of Marin Transit's Relocate Transit Maintenance Facility project.

On November 18, 2015, Attachment B-1 and Appendix A-3 to Attachment A were revised to increase the program amount for the Safe Routes to School Program by \$2.35 million increasing the FY 2016-17 program amount to \$5.0 million.

On December 16, 2015, Attachment B-1 was revised to add six parking management and transportation demand management projects totaling \$6,000,000 under the Climate Initiatives Program.

On January 27, 2016, Attachments B-1 and B-2 were revised to: add the Golden Gate Bridge Highway and Transportation District's Advanced Communications and Information System (ACIS) project for \$2,000,000 under the Transit Capital Rehabilitation program; redirect \$10,000,000 under the Transit Capital Rehabilitation program from SFMTA's New 60' Flyer Trolley Bus Replacement project to SFMTA's New 40' Neoplan Bus Replacement project; and add \$74,000 in grant funding to the City of San Rafael's Grand Avenue Bicycle/Pedestrian Improvements project under the Regional Safe Routes to School program; and redirect \$67,265 from the San Francisco Department of Public Work's ER Taylor Safe Routes to School project to the Chinatown Broadway Complete Streets Phase IV project; and redirect \$298,000 from Menlo Park's Various Streets and Roads Preservation project and \$142,000 from San Bruno's San Bruno Avenue Pedestrian Improvements project to Daly City's John Daly Boulevard Bicycle and Pedestrian Improvements project (\$290,000) and San Carlo's Streetscape and Pedestrian Improvements project (\$150,000); and redirect \$89,980 from Vacaville's Ulatis Creek Bicycle and Pedestrian Path and Streetscape project to Suisun City's Driftwood Drive Path project.

On February 24, 2016, Attachment B-1 and Appendix A-2 were revised to transfer \$75,000 from BCDC Planning to MTC Planning within the Regional Planning Activities program, to enable an equivalent amount of MTC funds to support Bay Area Regional Collaborative Consultant expenses.

On March 23, 2016, Attachment B-1 was revised to transfer \$280,000 from MTC's 511-Traveler Information to MTC's Regional Performance Initiatives Implementation; identify

ABSTRACT

MTC Resolution No. 4035, Revised

Page 7

funding for Service Authority for Freeways and Expressways (SAFE) separately from MTC funding (no change in total funding), direct \$1,073,000 to the Alameda County Safe Routes to School Program within the Regional Safe Routes to School Program; and identify three Priority Development Area planning grants in Santa Clara County within the Priority Development Area Planning and Implementation Program.

On May 25, 2016, Attachment B-1 was revised to redirect \$68,228 in cost savings from MTC/VTA's SR 82 Relinquishment Exploration Study to ABAG PDA Planning within the Priority Development Area (PDA) Planning and Implementation Program; redirect \$20.0 million in unobligated balances and cost savings within the Freeway Performance Initiative (FPI) for Caltrans to direct towards support and capital needs related to the close-out of active ramp metering projects and/or delivery of any outstanding ramp metering projects; transfer \$1,171,461 from Golden Gate Bridge Highway and Transportation District's Advanced Communications and Information System (ACIS) to its MS Sonoma Refurbishment project; and add Round 4 (\$23,457,614) of the Transit Performance Initiative (TPI) Incentive Program, which involves 14 new projects and augmentations to nine existing projects.

On July 27, 2016, Attachment B1 and B2 were revised to: reflect updated cost savings numbers within the Freeway Performance Initiative (FPI); direct \$360,000 to the San Francisco Department of Public Health's Safe Routes to School Non-Infrastructure Program, direct \$314,000 to the Solano Transportation Authority's Solano County Safe Routes to School Non-Infrastructure Program and redirect \$791,000 from San Rafael's Grand Avenue Bicycle and Pedestrian Improvements project to Marin County's North Civic Center Drive Bicycle and Pedestrian Improvements project within the Regional Safe Routes to School Program; direct \$9 million to AC Transit's Higher Capacity Bus Fleets/Increased Service Frequencies program and \$1 million to MTC's West Grand Avenue Transit Signal Priority project within the Transit Performance Initiative – Capital Investment Program; identify a transportation exchange project (Vineyard Road Improvements) for Novato's Thatcher Ranch Easement and Pacheco Hill Parkland Acquisitions in the North Bay PCA Program; redirect \$52,251 from San Francisco Department of Public Works' (SF DPW) ER Taylor Safe Routes to School project to the Second Street Complete Streets project in the One Bay Area Grant County Program; and update the Second Street Complete Streets project to reflect that it will be implemented by SF DPW.

Further discussion of the Project Selection Criteria and Programming Policies is contained in the memorandum to the Joint Planning Committee dated May 11, 2012; to the Programming and

ABSTRACT

MTC Resolution No. 4035, Revised

Page 8

Allocations Committee dated October 10, 2012; to the Commission dated November 28, 2012; to the Programming and Allocations Committee dated December 12, 2012 and January 9, 2013; to the Joint Planning Committee dated February 8, 2013; to the Programming and Allocations Committee dated February 13, 2013, May 8, 2013, September 11, 2013, November 13, 2013, December 11, 2013, January 8, 2014, February 12, 2014, March 5, 2014, April 9, 2014; and to the Planning Committee dated May 9, 2014; and to the MTC Programming and Allocations Committee Summary Sheet dated May 14, 2014, June 11, 2014, July 9, 2014, September 10, 2014, December 10, 2014, March 11, 2015, May 13, 2015, and to the Administration Committee on May 13, 2015, and to the Programming and Allocations Committee on June 10, 2015, July 8, 2015, September 9, 2015, October 14, 2015, November 4, 2015, December 9, 2015, January 13, 2016, February 10, 2016, March 9, 2016, April 13, 2016, May 11, 2016, and July 13, 2016.

Date: May 17, 2012
W.I.: 1512
Referred By: Planning

RE: Federal Cycle 2 Program covering FY 2012-13, FY 2013-14, FY 2014-15 and FY 2015-16:
Project Selection Policies and Programming

METROPOLITAN TRANSPORTATION COMMISSION
RESOLUTION NO. 4035

WHEREAS, the Metropolitan Transportation Commission (MTC) is the Regional Transportation Planning Agency (RTPA) for the San Francisco Bay Area pursuant to Government Code Section 66500 et seq.; and

WHEREAS, MTC is the designated Metropolitan Planning Organization (MPO) for the nine-county San Francisco Bay Area region and is required to prepare and endorse a Transportation Improvement Program (TIP) which includes federal funds; and

WHEREAS, MTC is the designated recipient for federal funding administered by the Federal Highway Administration (FHWA) assigned to the MPO/RTPA of the San Francisco Bay Area for the programming of projects (regional federal funds); and

WHEREAS, the federal funds assigned to the MPOs/RTPAs for their discretion are subject to availability and must be used within prescribed funding deadlines regardless of project readiness; and

WHEREAS, MTC, in cooperation with the Association of Bay Area Governments, (ABAG), the Bay Area Air Quality Management District (BAAQMD), the Bay Conservation and Development Commission (BCDC), California Department of Transportation (Caltrans), Congestion Management Agencies (CMAs), transit operators, counties, cities, and interested stakeholders, has developed criteria, policies and procedures to be used in the selection of projects to be funded with various funding including regional federal funds as set forth in Attachments A, B-1 and B-2 of this Resolution, incorporated herein as though set forth at length; and

WHEREAS, using the policies set forth in Attachment A of this Resolution, MTC, in cooperation with the Bay Area Partnership and interested stakeholders, has or will develop a program of projects to be funded with these funds for inclusion in the federal Transportation Improvement Program (TIP), as set forth in Attachments B-1 and B-2 of this Resolution, incorporated herein as though set forth at length; and

WHEREAS the federal TIP and subsequent TIP amendments and updates are subject to public review and comment; now therefore be it

RESOLVED that MTC approves the "Project Selection Policies and Programming" for projects to be funded with Cycle 2 Program funds as set forth in Attachments A, B-1 and B-2 of this Resolution; and be it further

RESOLVED that the federal funding shall be pooled and redistributed on a regional basis for implementation of Project Selection Criteria, Policies, Procedures and Programming, consistent with the Regional Transportation Plan (RTP); and be it further


RESOLVED that the projects will be included in the federal TIP subject to final federal approval; and be it further

RESOLVED that the Executive Director or his designee can make technical adjustments and other non-substantial revisions, including updates to fund distributions to reflect final 2014-2022 FHWA figures; and be it further

RESOLVED that the Executive Director or designee is authorized to revise Attachments B-1 and B-2 as necessary to reflect the programming of projects as the projects are selected and included in the federal TIP; and be it further

RESOLVED that the Executive Director shall make available a copy of this resolution, and such other information as may be required, to the Governor, Caltrans, and to other such agencies as may be appropriate.

METROPOLITAN TRANSPORTATION COMMISSION



Adrienne J. Tissier, Chair

The above resolution was entered into by the Metropolitan Transportation Commission at the regular meeting of the Commission held in Oakland, California, on May 17, 2012

Attachment B-2

MTC Resolution No. 4035, Attachment B-2
 Adopted: 05/17/12-C
 Revised: 10/24/12-C
 12/19/12-C 01/23/13-C 05/22/13-C
 09/25/13-C 11/20/13-C 01/22/14-C
 02/26/14-C 05/28/14-C 09/24/14-C
 12/17/14-C 03/25/15-C 07/22/15-C
 09/23/15-C 10/28/15-C 01/27/16-C
 07/27/16-C

**OBAG 1 County Program
 FY 2012-13 through FY 2016-17
 July 2016**

OBAG 1 County Programs Project List

Project Category and Title	Implementing Agency	Total STP/CMAQ	Total Other (RTIP, etc.)	Total Cycle 2
COUNTY OBAG 1 PROGRAMMING		\$310,459,000	\$18,036,000	\$328,495,000
ALAMEDA COUNTY				
<i>Specific projects TBD by Alameda CMA</i>				
CMA Base Planning Activities - Alameda	ACTC	\$0	\$0	\$0
CMA Planning Activities Augmentation - Alameda	ACTC	\$3,836,000	\$0	\$3,836,000
CMA Planning Activities FY 2016-17 Supplement - Alameda	ACTC	\$3,270,000	\$0	\$3,270,000
Alameda County Safe Routes to School Program	ACTC	\$1,034,000	\$0	\$1,034,000
Alameda City Complete Streets	Alameda (City)	\$2,000,000	\$0	\$2,000,000
Alameda County Various Streets and Roads Preservation	Alameda County	\$635,000	\$0	\$635,000
Berkeley Downtown BART Plaza Streetscape	BART	\$1,665,000	\$3,726,000	\$1,665,000
Shattuck Ave Complete Streets and De-Couplet	Berkeley	\$340,000	\$0	\$4,066,000
Berkeley - Hearst Avenue Complete Streets	Berkeley	\$2,777,000	\$0	\$2,777,000
Dublin Boulevard Preservation	Berkeley	\$2,156,000	\$0	\$2,156,000
Emeryville - Hollis Street Preservation	Dublin	\$470,000	\$0	\$470,000
Fremont Various Streets and Roads Preservation	Emeryville	\$100,000	\$0	\$100,000
Fremont City Center Multi-Modal Imps	Fremont	\$2,105,000	\$0	\$2,105,000
Hayward - Industrial Boulevard Preservation	Fremont	\$5,855,000	\$0	\$5,855,000
Livermore Various Streets Preservation	Hayward	\$1,335,000	\$0	\$1,335,000
Enterprise Drive Complete Streets and Road Diet	Livermore	\$1,053,000	\$0	\$1,053,000
Oakland Complete Streets	Newark	\$454,000	\$0	\$454,000
7th Street West Oakland Transit Village Phase 2	Oakland	\$3,851,000	\$0	\$3,851,000
Lakeside Complete Streets and Road Diet	Oakland	\$3,288,000	\$0	\$3,288,000
Oakland - Peralta and MLK Jr. Way Streetscape- Phase I	Oakland	\$7,000,000	\$0	\$7,000,000
Lake Merritt BART Bikeways	Oakland	\$5,452,000	\$0	\$5,452,000
Piedmont Complete Streets	Oakland	\$571,000	\$0	\$571,000
Pleasanton Complete Streets	Piedmont	\$129,000	\$0	\$129,000
San Leandro Boulevard Preservation	Pleasanton	\$832,000	\$0	\$832,000
Whipple Road Complete Streets	San Leandro	\$804,000	\$0	\$804,000
Union City BART TLC Phase 2	Union City	\$669,000	\$0	\$669,000
	Union City	\$8,692,000	\$0	\$8,692,000
ALAMEDA COUNTY	TOTAL:	\$60,373,000	\$3,726,000	\$64,099,000

CONTRA COSTA COUNTY				
<i>Specific projects TBD by Contra Costa CMA</i>				
CMA Base Planning Activities - Contra Costa	TBD	\$0	\$0	\$0
CMA Planning Activities Augmentation - Contra Costa	CCTA	\$3,036,000	\$0	\$3,036,000
CMA Planning Activities FY 2016-17 Supplement - Contra Costa	CCTA	\$1,214,000	\$0	\$1,214,000
Antioch 9th Street Preservation	CCTA	\$818,000	\$0	\$818,000
Richmond BART Station Intermodal Imps.	Antioch	\$673,000	\$0	\$673,000
Balfour Road Preservation	BART	\$2,900,000	\$0	\$2,900,000
Clayton Various Streets Preservation	Brentwood	\$290,000	\$0	\$290,000
Concord BART Station Bicycle and Ped. Access Imps.	Clayton	\$386,000	\$0	\$386,000
Detroit Avenue Bicycle and Pedestrian Imps.	Concord	\$0	\$1,195,000	\$1,195,000
Concord Various Streets Preservation	Concord	\$965,000	\$1,189,000	\$2,154,000
Contra Costa County Various Streets and Roads Preservation	Concord	\$757,000	\$0	\$757,000
Danville Various Streets and Roads Preservation	Contra Costa County	\$1,941,000	\$0	\$1,941,000
El Cerrito Various Streets and Roads Preservation	Danville	\$933,000	\$0	\$933,000
El Cerrito Ohlone Greenway Bike and Ped. Imps.	El Cerrito	\$630,000	\$0	\$630,000
Hercules Intermodal Transit Center	El Cerrito	\$3,468,000	\$0	\$3,468,000
Hercules - Refugio Valley Road Preservation	Hercules	\$2,584,000	\$0	\$2,584,000
Lafayette - Mt. Diablo Blvd West Preservation	Hercules	\$702,000	\$0	\$702,000
Martinez Various Streets and Roads Preservation	Lafayette	\$584,000	\$0	\$584,000
Moraga Various Streets and Roads Preservation	Martinez	\$1,023,000	\$0	\$1,023,000
Oakley Various Streets and Roads Preservation	Moraga	\$709,000	\$0	\$709,000
Ivy Street Preservation	Oakley	\$1,031,000	\$0	\$1,031,000
Pinole - San Pablo Avenue Preservation	Orinda	\$552,000	\$0	\$552,000
Pittsburg - Railroad Avenue Preservation	Pinole	\$453,000	\$0	\$453,000
Pittsburg Multimodal Station Bike/Ped Access Imps.	Pittsburg	\$299,000	\$0	\$299,000
Golf Club Road Roundabout and Bike/Ped Imps.	Pittsburg	\$1,300,000	\$0	\$1,300,000
Pleasant Hill - Contra Costa Boulevard Preservation	Pleasant Hill	\$4,770,000	\$0	\$4,770,000
Dornan Drive/Garrard Blvd Tunnel Rehabilitation	Pleasant Hill	\$799,000	\$0	\$799,000
Richmond Local Streets and Roads Preservation	Richmond	\$413,000	\$0	\$413,000
San Pablo Various Streets and Roads Preservation	Richmond	\$3,030,000	\$0	\$3,030,000
San Pablo Avenue Bicycle and Pedestrian Imps.	San Pablo	\$454,000	\$0	\$454,000
San Ramon Valley Blvd Preservation	San Pablo	\$5,978,000	\$0	\$5,978,000
Walnut Creek North Main Street Preservation	San Ramon	\$291,000	\$0	\$291,000
	Walnut Creek	\$655,000	\$0	\$655,000

Attachment B-2

MTC Resolution No. 4035, Attachment B-2
 Adopted: 05/17/12-C
 Revised: 10/24/12-C
 12/19/12-C 01/23/13-C 05/22/13-C
 09/25/13-C 11/20/13-C 01/22/14-C
 02/26/14-C 05/28/14-C 09/24/14-C
 12/17/14-C 03/25/15-C 07/22/15-C
 09/23/15-C 10/28/15-C 01/27/16-C
 07/27/16-C

**OBAG 1 County Program
 FY 2012-13 through FY 2016-17
 July 2016**

OBAG 1 County Programs Project List

Project Category and Title	Implementing Agency	Total STP/CMAQ	Total Other (RTIP, etc.)	Total Cycle 2
COUNTY OBAG 1 PROGRAMMING		\$310,459,000	\$18,036,000	\$328,495,000
CONTRA COSTA COUNTY		TOTAL: \$43,638,000	\$2,384,000	\$46,022,000

MARIN COUNTY				
<i>Specific projects TBD by Marin CMA</i>				
	TBD	\$0	\$0	\$0
CMA Base Planning Activities - Marin	TAM	\$2,673,000	\$0	\$2,673,000
CMA Planning Activities Augmentation - Marin	TAM	\$418,000	\$0	\$418,000
CMA Planning Activities FY 2016-17 Supplement - Marin	TAM	\$720,000	\$0	\$720,000
Central Marin Ferry Bike/Ped Connection	TAM	\$1,500,000	\$0	\$1,500,000
Bollinas Avenue and Sir Francis Drake Intersection Imps.	Ross	\$274,000	\$0	\$274,000
San Rafael Various Streets and Roads Preservation	San Rafael	\$457,000	\$0	\$457,000
San Rafael Transit Center Pedestrian Access Imps.	San Rafael	\$1,900,000	\$0	\$1,900,000
Fairfax Parkade Circulation and Safety Imps.	Fairfax	\$0	\$300,000	\$300,000
North Civic Center Bicycle and Pedestrian Imps	Marin County	\$243,000	\$407,000	\$650,000
Donahue Street Preservation	Marin County	\$1,077,000	\$0	\$1,077,000
DeLong Ave. and Ignacio Blvd Preservation	Novato	\$779,000	\$0	\$779,000
MARIN COUNTY	TOTAL:	\$10,041,000	\$707,000	\$10,748,000

NAPA COUNTY				
<i>Specific projects TBD by Napa - NCTPA</i>				
	TBD	\$0	\$0	\$0
CMA Base Planning Activities - Napa	NCTPA	\$2,673,000	\$0	\$2,673,000
CMA Planning Activities FY 2016-17 Supplement - Napa	NCTPA	\$720,000	\$0	\$720,000
Napa City North/South Bike Connection	Napa (City)	\$300,000	\$0	\$300,000
California Boulevard Roundabouts	Napa (City)	\$2,463,000	\$431,000	\$2,894,000
Silverado Trail Phase "H" Preservation	Napa County	\$794,000	\$0	\$794,000
NAPA COUNTY	TOTAL:	\$6,950,000	\$431,000	\$7,381,000

SAN FRANCISCO COUNTY				
		\$3,393,000		\$0.46
<i>Specific projects TBD by San Francisco CMA</i>				
		\$0	\$0	\$0
CMA Base Planning Activities - San Francisco	SFCTA	\$2,795,000	\$0	\$2,795,000
CMA Planning Activities Augmentation - San Francisco	SFCTA	\$773,000	\$0	\$773,000
CMA Planning Activities FY 2016-17 Supplement- San Francisco	SFCTA	\$753,000	\$0	\$753,000
Longfellow Safe Routes to School	SF DPW	\$670,307	\$0	\$670,307
ER Taylor Safe Routes to School	SF DPW	\$400,115	\$0	\$400,115
Chinatown Broadway Complete Streets Phase IV	SF DPW	\$3,477,801	\$1,910,000	\$5,387,801
Mansell Corridor Complete Streets	SFCTA	\$1,762,239	\$0	\$1,762,239
Additional Light Rail Vehicles to Expand Muni Rail	SFMTA	\$10,227,539	\$0	\$10,227,539
Second Street Complete Streets	SFMTA SF DPW	\$10,567,999	\$0	\$10,567,999
Transbay Center Bicycle and Pedestrian Imps.	TJPA	\$6,000,000	\$0	\$6,000,000
SAN FRANCISCO COUNTY	TOTAL:	\$37,427,000	\$1,910,000	\$39,337,000

SAN MATEO COUNTY				
<i>Specific projects TBD by San Mateo CMA</i>				
		\$0	\$0	\$0
CMA Base Planning Activities - San Mateo	SMCCAG	\$2,673,000	\$0	\$2,673,000
CMA Planning Activities Augmentation - San Mateo	SMCCAG	\$752,000	\$0	\$752,000
CMA Planning Activities FY 2016-17 Supplement - San Mateo	SMCCAG	\$720,000	\$0	\$720,000
PDA Planning Augmentation - San Mateo	SMCCAG	\$84,000	\$0	\$84,000
Atherton Various Streets and Roads Preservation	Atherton	\$285,000	\$0	\$285,000
Belmont Various Streets and Roads Preservation	Belmont	\$534,000	\$0	\$534,000
Old County Road Bike and Pedestrian Imps	Belmont	\$270,000	\$0	\$270,000
Ralston Road Pedestrian Improvements	Belmont	\$250,000	\$0	\$250,000
Carolan Avenue Complete Streets and Road Diet	Burlingame	\$986,000	\$0	\$986,000
US 101 / Broadway Interchange Bike/Ped Imps	Caltrans	\$3,613,000	\$0	\$3,613,000
Daly City Various Streets and Roads Preservation	Daly City	\$562,000	\$0	\$562,000
John Daly Boulevard Bicycle and Pedestrian Imps.	Daly City	\$1,290,000	\$0	\$1,290,000
Bay Road Bike and Ped Imps. Phase II and III	East Palo Alto	\$1,000,000	\$0	\$1,000,000
Menlo Park Various Streets and Roads Preservation	Menlo Park	\$427,000	\$0	\$427,000
Menlo Park Various Streets Bicycle and Pedestrian Imps	Menlo Park	\$499,000	\$0	\$499,000
Millbrae Various Streets and Roads Preservation	Millbrae	\$445,000	\$0	\$445,000

Attachment B-2

MTC Resolution No. 4035, Attachment B-2
 Adopted: 05/17/12-C
 Revised: 10/24/12-C
 12/19/12-C 01/23/13-C 05/22/13-C
 09/25/13-C 11/20/13-C 01/22/14-C
 02/26/14-C 05/28/14-C 09/24/14-C
 12/17/14-C 03/25/15-C 07/22/15-C
 09/23/15-C 10/28/15-C 01/27/16-C
 07/27/16-C

**OBAG 1 County Program
 FY 2012-13 through FY 2016-17
 July 2016**

OBAG 1 County Programs Project List

Project Category and Title	Implementing Agency	Total STP/CMAQ	Total Other (RTIP, etc.)	Total Cycle 2
COUNTY OBAG1 PROGRAMMING				
		\$310,459,000	\$18,036,000	\$328,495,000
San Pedro Creek Bridge Replacement Bike/Ped Imps	Pacifica	\$1,141,000	\$0	\$1,141,000
Pacifica Linda Mar Blvd Preservation	Pacifica	\$431,000	\$0	\$431,000
Palmetto Avenue Streetscape	Pacifica	\$1,000,000	\$0	\$1,000,000
Portola Valley Various Streets and Roads Preservation	Portola Valley	\$224,000	\$0	\$224,000
Redwood City Various Streets and Roads Preservation	Redwood City	\$548,000	\$0	\$548,000
Middlefield Road Bicycle and Pedestrian Imps	Redwood City	\$1,752,000	\$0	\$1,752,000
San Bruno Avenue Pedestrian Improvements	San Bruno	\$123,000	\$0	\$123,000
San Bruno Avenue Street Median Imps	San Bruno	\$735,000	\$0	\$735,000
Crestview Drive Pavement Rehabilitation	San Carlos	\$412,000	\$0	\$412,000
San Carlos Streetscape and Pedestrian Imps	San Carlos	\$1,000,000	\$0	\$1,000,000
El Camino Real Ped Upgrades (Grand Boulevard Initiative)	San Carlos	\$182,000	\$0	\$182,000
Mount Diablo Ave. Rehabilitation	San Mateo (City)	\$270,000	\$0	\$270,000
North Central Pedestrian Imps	San Mateo (City)	\$1,000,000	\$0	\$1,000,000
San Mateo Citywide Crosswalk Improvements	San Mateo (City)	\$368,000	\$0	\$368,000
Semicircular Road Bicycle and Pedestrian Access Imps	San Mateo County	\$320,000	\$0	\$320,000
South San Francisco Citywide Sidewalk Gap Closures	South San Francisco	\$357,000	\$0	\$357,000
South San Francisco Grand Blvd Pedestrian Imps	South San Francisco	\$1,000,000	\$0	\$1,000,000
South San Francisco Grand Blvd Complete Streets	South San Francisco	\$0	\$1,991,000	\$1,991,000
SAN MATEO COUNTY TOTAL:		\$25,253,000	\$1,991,000	\$27,244,000

SANTA CLARA COUNTY				
<i>Specific projects TBD by Santa Clara CMA</i>				
		\$1,145,000	\$0	\$1,145,000
CMA Base Planning Activities - Santa Clara	VTA	\$4,246,000	\$0	\$4,246,000
CMA Planning Activities Augmentation - Santa Clara	VTA	\$1,754,000	\$0	\$1,754,000
CMA Planning Activities FY 2016-17 Supplement - Santa Clara	VTA	\$1,145,000	\$0	\$1,145,000
Hamilton Avenue Preservation	Campbell	\$279,000	\$0	\$279,000
Campbell Avenue Bicycle and Pedestrian Imps.	Campbell	\$3,718,000	\$0	\$3,718,000
Stevens Creek Boulevard Preservation	Cupertino	\$735,000	\$0	\$735,000
Ronan Channel / Lions Creek Multi-Use Trail	Gilroy	\$1,034,000	\$0	\$1,034,000
Eagleberry Street Preservation	Gilroy	\$808,000	\$0	\$808,000
Los Altos Various Streets and Roads Preservation	Los Altos	\$312,000	\$0	\$312,000
El Monte Road Preservation	Los Altos Hills	\$186,000	\$0	\$186,000
Hillside Road Preservation	Los Gatos	\$139,000	\$0	\$139,000
Milpitas Various Streets and Roads Preservation	Milpitas	\$1,652,000	\$0	\$1,652,000
Monte Sereno Various Streets and Roads Preservation	Monte Sereno	\$250,000	\$0	\$250,000
Monterey Road Preservation	Morgan Hill	\$1,379,000	\$0	\$1,379,000
Mountain View Various Streets Preservation and Bike Lanes	Mountain View	\$1,166,000	\$0	\$1,166,000
Palo Alto Various Streets and Roads Preservation	Palo Alto	\$956,000	\$0	\$956,000
US 101/Adobe Creek Bicycle and Pedestrian Bridge	Palo Alto	\$0	\$4,350,000	\$4,350,000
San Jose Citywide Bikeway Program	San Jose	\$1,150,000	\$0	\$1,150,000
San Jose Citywide Pavement Management Program	San Jose	\$11,531,000	\$0	\$11,531,000
San Jose Citywide SRTS Infrastructure Program	San Jose	\$1,150,000	\$0	\$1,150,000
San Jose Citywide Smart Intersections Program	San Jose	\$1,150,000	\$0	\$1,150,000
Downtown San Jose Bike Lanes and De-Couplet	San Jose	\$1,500,000	\$0	\$1,500,000
East San Jose Bicycle/Pedestrian Transit Connection	San Jose	\$2,000,000	\$0	\$2,000,000
Jackson Avenue Bicycle and Pedestrian Imps.	San Jose	\$1,500,000	\$0	\$1,500,000
San Jose Pedestrian-Oriented Traffic Safety Signals	San Jose	\$3,000,000	\$0	\$3,000,000
St. Johns Bikeway and Pedestrian Improvements	San Jose	\$1,185,000	\$0	\$1,185,000
The Alameda "Beautiful Way" Grand Boulevard Phase 2	San Jose	\$3,150,000	\$0	\$3,150,000
Santa Clara Various Streets and Roads Preservation	Santa Clara (City)	\$1,891,000	\$0	\$1,891,000
San Tomas Expressway Box Culvert Rehabilitation	Santa Clara County	\$8,350,000	\$0	\$8,350,000
Capitol Expressway Traffic ITS and Bike/Ped Imps.	Santa Clara County	\$7,735,000	\$0	\$7,735,000
San Tomas Aquino Spur Multi-Use Trail Phase 2	Santa Clara County	\$3,234,000	\$0	\$3,234,000
Saratoga Village Sidewalk Preservation	Saratoga	\$162,000	\$0	\$162,000
Saratoga Ave-Prospect Rd Complete Streets	Saratoga	\$4,205,000	\$0	\$4,205,000
Duane Avenue Preservation	Sunnyvale	\$1,576,000	\$0	\$1,576,000
East & West Channel Multi-Use Trails	Sunnyvale	\$3,440,000	\$0	\$3,440,000
Fair Oaks Avenue Bikeway and Streetscape	Sunnyvale	\$956,000	\$0	\$956,000
Maude Avenue Bikeway and Streetscape	Sunnyvale	\$695,000	\$0	\$695,000

Attachment B-2

MTC Resolution No. 4035, Attachment B-2
 Adopted: 05/17/12-C
 Revised: 10/24/12-C
 12/19/12-C 01/23/13-C 05/22/13-C
 09/25/13-C 11/20/13-C 01/22/14-C
 02/26/14-C 05/28/14-C 09/24/14-C
 12/17/14-C 03/25/15-C 07/22/15-C
 09/23/15-C 10/28/15-C 01/27/16-C
 07/27/16-C

**OBAG 1 County Program
 FY 2012-13 through FY 2016-17
 July 2016**

OBAG 1 County Programs Project List

Project Category and Title	Implementing Agency	Total STP/CMAQ	Total Other (RTIP, etc.)	Total Cycle 2
COUNTY OBAG 1 PROGRAMMING		\$310,459,000	\$4,036,000	\$328,495,000
Sunnyvale Safe Routes to School Ped Infrastructure Imps	Sunnyvale	\$1,569,000	\$0	\$1,569,000
Sunnyvale-Saratoga Road Bike/Ped Safety Enhancements	Sunnyvale	\$524,000	\$0	\$524,000
Milpitas BART Station Montague Expwy Ped Overcrossing	VTA	\$744,000	\$0	\$744,000
VTA/San Jose: Upper Penitencia Creek Multi-Use Trail	VTA	\$1,514,000	\$0	\$1,514,000
Santa Clara Caltrain Station Bike/Ped Undercrossing	VTA	\$1,251,000	\$0	\$1,251,000
SANTA CLARA COUNTY	TOTAL:	\$86,066,000	\$4,350,000	\$90,416,000

SOLANO COUNTY				
<i>Specific projects TBD by Solano CMA</i>				
CMA Base Planning Activities - Solano	STA	\$2,673,000	\$0	\$2,673,000
CMA Planning Activities Augmentation - Solano	STA	\$333,000	\$0	\$333,000
CMA Planning Activities FY 2016-17 Supplement - Solano	STA	\$720,000	\$0	\$720,000
Local PDA Planning Augmentation	STA	\$511,000	\$0	\$511,000
East 2nd Street Preservation	Benicia	\$495,000	\$0	\$495,000
Benicia Safe Routes to Schools Infrastructure Imps	Benicia	\$100,000	\$0	\$100,000
West A Street Preservation	Dixon	\$584,000	\$0	\$584,000
Dixon SRTS Infrastructure Imps	Dixon	\$100,000	\$0	\$100,000
Beck Avenue Preservation	Fairfield	\$1,424,000	\$0	\$1,424,000
SR 12 Pedestrian Crossing Improvements	Rio Vista	\$100,000	\$0	\$100,000
Solano County - Various Streets and Roads Preservation	Solano County	\$1,389,000	\$0	\$1,389,000
Vaca-Dixon Bike Route Phase 5	Solano County	\$1,800,000	\$0	\$1,800,000
West B Street Bicycle/Pedestrian RxR Undercrossing	STA	\$1,394,000	\$1,141,000	\$2,535,000
Eastern Solano / SNCI Rideshare Program	STA	\$533,000	\$0	\$533,000
Solano Transit Ambassador Program	STA	\$250,000	\$0	\$250,000
Driftwood Drive Path	Suisun City	\$439,045	\$0	\$439,045
Walters Road/Pintail Drive Preservation	Suisun City	\$356,000	\$0	\$356,000
Suisun/Fairfield Intercity Rail Station Access Imps	Suisun City	\$415,000	\$0	\$415,000
Vacaville SRTS Infrastructure Imps	Vacaville	\$303,207	\$0	\$303,207
Vacaville - Various Streets and Roads Preservation	Vacaville	\$1,231,000	\$0	\$1,231,000
Allison Bicycle/Pedestrian Imps.	Vacaville	\$450,000	\$0	\$450,000
Ulatis Creek Bicycle/Pedestrian Pathway and Streetscape	Vacaville	\$60,020	\$0	\$60,020
Vallejo SRTS Infrastructure Imps	Vallejo	\$247,728	\$0	\$247,728
Vallejo Downtown Streetscape - Phases 3 and 4	Vallejo	\$2,440,000	\$0	\$2,440,000
SOLANO COUNTY	TOTAL:	\$18,348,000	\$1,141,000	\$19,489,000

SONOMA COUNTY				
<i>Specific projects TBD by Sonoma - SCTA</i>				
CMA Base Planning Activities - Sonoma	SCTA	\$2,673,000	\$0	\$2,673,000
CMA Planning Activities FY 2016-17 Supplement - Sonoma	SCTA	\$720,000	\$0	\$720,000
Cloverdale Safe Routes to Schools Phase 2	Cloverdale	\$250,000	\$0	\$250,000
Cotati Old Redwood Highway South Preservation (CS)	Cotati	\$250,000	\$0	\$250,000
Healdsburg Various Streets and Roads Preservation	Healdsburg	\$250,000	\$0	\$250,000
Petaluma Complete Streets	Petaluma	\$1,848,000	\$0	\$1,848,000
Rohnert Park Various Streets Preservation	Rohnert Park	\$1,103,000	\$0	\$1,103,000
Rohnert Park Bicycle and Pedestrian Improvements	Rohnert Park	\$500,000	\$0	\$500,000
Downtown Santa Rosa Streetscape	Santa Rosa	\$360,000	\$353,000	\$713,000
Santa Rosa Complete Streets Road Diet on Transit Corridors	Santa Rosa	\$2,460,000	\$0	\$2,460,000
Sebastopol Various Streets and Roads Preservation	Sebastopol	\$250,000	\$0	\$250,000
SMART Larkspur Extension (Regional Project)	SMART	\$6,100,000	\$0	\$6,100,000
SMART Clipper Card Service	MTC	\$500,000	\$0	\$500,000
SMART Bicycle/Pedestrian Pathway	SMART	\$0	\$1,043,000	\$1,043,000
Sonoma Various Streets and Roads Preservation	Sonoma (City)	\$250,000	\$0	\$250,000
Sonoma County Various Streets and Roads Preservation	Sonoma County	\$3,377,000	\$0	\$3,377,000
Windsor Road/Jaquar Lane Bicycle/Pedestrian Imps.	Windsor	\$630,000	\$0	\$630,000
Conde Lane/Johnson Street Pedestrian Imps.	Windsor	\$432,000	\$0	\$432,000
Windsor Rd/Bell Rd/Market St Pedestrian Imps.	Windsor	\$410,000	\$0	\$410,000
SONOMA COUNTY	TOTAL:	\$22,363,000	\$1,396,000	\$23,759,000

Attachment B-2

MTC Resolution No. 4035, Attachment B-2
 Adopted: 05/17/12-C
 Revised: 10/24/12-C
 12/19/12-C 01/23/13-C 05/22/13-C
 09/25/13-C 11/20/13-C 01/22/14-C
 02/26/14-C 05/28/14-C 09/24/14-C
 12/17/14-C 03/25/15-C 07/22/15-C
 09/23/15-C 10/28/15-C 01/27/16-C
 07/27/16-C

**OBAG 1 County Program
 FY 2012-13 through FY 2016-17
 July 2016**

OBAG 1 County Programs Project List

Project Category and Title	Implementing Agency	Total STP/CMAQ	Total Other (RTIP, etc.)	Total Cycle 2
COUNTY OBAG 1 PROGRAMMING		\$310,459,000	\$18,036,000	\$328,495,000
Cycle 2 Total	TOTAL	\$310,459,000	\$18,036,000	\$328,495,000

J:\SECTION\ALLSTAFF\Resolution\TEMP-RES\MTC\RES-4035_ongoing\temp-4035_Attach_B-2_07-27-16.xlsx\Attach B-2 07-27-16

Attachment B-1

MTC Res. No. 4035, Attachment B-1

Adopted: 05/17/12-C

Revised: 10/24/12-C

11/28/12-C 12/19/12-C 01/23/13-C 02/27/13-C 05/22/13-C 09/25/13-C
 11/20/13-C 12/18/13-C 02/26/14-C 03/26/14-C 04/23/14-C 05/28/14-C
 06/25/14-C 07/23/14-C 09/24/14-C 11/19/14-C 12/17/14-C 03/25/15-C
 05/27/15-C 06/24/15-C 07/22/15-C 10/28/15-C 11/18/15-C 12/16/15-C
 01/27/16-C 02/24/16-C 03/23/16-C 05/25/16-C 07/27/16-C

**OBAG 1 Regional Programs
 FY 2012-13 through FY 2016-17
 July 2016**

OBAG 1 Regional Programs Project List

DO NOT PRINT DO NOT PRINT

Project Category and Title	Implementing Agency	STP	CMAQ	Total STP/CMAQ	Total Other RTIP/TAP/TFCA	Total OBAG 1
OBAG 1 REGIONAL PROGRAMS		\$243,243,984	\$208,085,016	\$451,329,000	\$40,000,000	\$491,329,000
1. REGIONAL PLANNING ACTIVITIES (STP Planning)						
ABAG Planning	ABAG	\$3,393,000		\$3,393,000	\$0	\$3,393,000
BCDC Planning	BCDC	\$1,626,000		\$1,626,000	\$0	\$1,626,000
MTC Planning	MTC	\$3,468,000		\$3,468,000	\$0	\$3,468,000
1. REGIONAL PLANNING ACTIVITIES (STP Planning)		TOTAL: \$8,487,000	\$0	\$8,487,000	\$0	\$8,487,000
2. REGIONAL OPERATIONS (RO)						
511 - Traveler Information	MTC	\$41,250,000	\$16,270,000	\$57,520,000	\$0	\$57,520,000
Clipper® Fare Media Collection	MTC	\$12,300,000	\$9,100,000	\$21,400,000	\$0	\$21,400,000
SUBTOTAL		\$53,550,000	\$25,370,000	\$78,920,000	\$0	\$78,920,000
Incident Management Program	MTC/SAFE		\$12,240,000	\$12,240,000	\$0	\$12,240,000
FSP/Call Box Program	MTC/SAFE	\$14,462,000		\$14,462,000	\$0	\$14,462,000
SUBTOTAL		\$14,462,000	\$12,240,000	\$26,702,000	\$0	\$26,702,000
2. REGIONAL OPERATIONS (RO)		TOTAL: \$68,012,000	\$37,610,000	\$105,622,000	\$0	\$105,622,000
3. FREEWAY PERFORMANCE INITIATIVE (FPI)						
Regional Performance Initiatives Implementation	SAFE	\$2,000,000	\$5,750,000	\$7,750,000	\$0	\$7,750,000
Regional Performance Initiatives Corridor Implementation	MTC	\$7,480,000	\$5,834,000	\$13,314,000	\$0	\$13,314,000
Program for Arterial System Synchronization (PASS)	MTC	\$2,000,000	\$7,000,000	\$9,000,000	\$0	\$9,000,000
PASS - LAVTA Dublin Blvd Transit Performance Initiative	MTC	\$500,000		\$500,000	\$0	\$500,000
PASS - AC Transit South Alameda County Corridors Travel Time Imps	MTC	\$500,000		\$500,000	\$0	\$500,000
SUBTOTAL		\$12,480,000	\$18,584,000	\$31,064,000	\$0	\$31,064,000
Ramp Metering and TOS Elements - MTC Program						
FPI - ALA SR92 & I-880: Clawlter to Hesperian & Decoto Road	Caltrans		\$656,000	\$656,000	\$0	\$656,000
FPI - CC SR4 & SR242: Liveridge to Alhambra & I-680 to SR 4 Ph. 1	SAFE	\$750,000		\$750,000	\$0	\$750,000
FPI - CC SR4 & SR242: Liveridge to Alhambra & I-680 to SR 4 Ph. 2	Caltrans	\$0	\$8,118,000	\$8,118,000	\$0	\$8,118,000
FPI - Various Corridors Caltrans Right of Way (ROW)	Caltrans		\$730,000	\$730,000	\$0	\$730,000
FPI - SOL I-80 Ramp Meeting and Traffic Operations	Caltrans		\$170,000	\$170,000	\$0	\$170,000
FPI - SCL US 101: San Benito County Line to SR 85	Caltrans		\$3,200,000	\$3,200,000	\$0	\$3,200,000
FPI - SON 101 - MRN Co Line - Men Co Line	MTC	\$350,000		\$350,000	\$0	\$350,000
FPI - SCL I-680: US 101 to ALA Co. Line	Caltrans		\$270,000	\$270,000	\$0	\$270,000
Unprogrammed Future RTIP	TBD		\$0	\$0	\$34,000,000	\$34,000,000
SUBTOTAL		\$1,100,000	\$13,144,000	\$14,244,000	\$34,000,000	\$48,244,000
Ramp Metering and TOS Elements - Caltrans Program						
FPI Caltrans - ALA I-680, ALA I-880, MRN US-101 (Savings from Caltrans ROW)	Caltrans		\$270,000	\$270,000	\$0	\$270,000
FPI Caltrans - ALA I-680, ALA I-880, MRN US-101 (Savings from SCL 101)	Caltrans		\$3,417,000	\$3,417,000	\$0	\$3,417,000
FPI Caltrans - ALA I-680, ALA I-880, MRN US-101 (Savings from CC 4/242)	Caltrans		\$4,686,000	\$4,686,000	\$0	\$4,686,000
FPI Caltrans - ALA I-580 - SJ Co. Line to I-238	Caltrans		\$4,808,000	\$4,808,000	\$0	\$4,808,000
FPI Caltrans - ALA I-680, ALA I-880, MRN US-101	Caltrans		\$6,819,000	\$6,819,000	\$0	\$6,819,000
SUBTOTAL		\$0	\$20,000,000	\$20,000,000	\$0	\$20,000,000
3. FREEWAY PERFORMANCE INITIATIVE (FPI)		TOTAL: \$13,580,000	\$51,728,000	\$65,308,000	\$34,000,000	\$99,308,000
4. PAVEMENT MANAGEMENT PROGRAM (PMP)						
Pavement Management Program (PMP)	MTC	(\$1,000,000)	\$65,308,000	\$64,308,000	\$0	\$64,308,000
Pavement Technical Advisory Program (PTAP)	MTC	\$1,547,000		\$1,547,000	\$0	\$1,547,000
Statewide Local Streets and Roads (LSR) Needs Assessment	MTC/Caltrans	\$7,500,000		\$7,500,000	\$0	\$7,500,000
		\$53,000		\$53,000	\$0	\$53,000
4. PAVEMENT MANAGEMENT PROGRAM (PMP)		TOTAL: \$9,100,000	\$0	\$9,100,000	\$0	\$9,100,000
5. PRIORITY DEVELOPMENT AREA (PDA) PLANNING AND IMPLEMENTATION						
Regional PDA Implementation						
PDA Planning - ABAG	ABAG	\$2,068,228		\$2,068,228	\$0	\$2,068,228
SUBTOTAL		\$2,068,228	\$0	\$2,068,228	\$0	\$2,068,228
Transit Oriented Affordable Housing (TOAH)						
SF Park Parking Pricing (Transit Oriented Affordable Housing Exchange)	SFMTA		\$10,000,000	\$10,000,000	\$0	\$10,000,000
SUBTOTAL		\$0	\$10,000,000	\$10,000,000	\$0	\$10,000,000
Local PDA Planning						
Local PDA Planning - Alameda	ACTC	\$3,905,000		\$3,905,000	\$0	\$3,905,000
Local PDA Planning - Contra Costa	CCTA	\$2,745,000		\$2,745,000	\$0	\$2,745,000
Local PDA Planning - Marin	TAM	\$750,000		\$750,000	\$0	\$750,000
Local PDA Planning - City of Napa	Napa	\$275,000		\$275,000	\$0	\$275,000
Local PDA Planning - American Canyon	American Canyon	\$475,000		\$475,000	\$0	\$475,000
Local PDA Planning - San Francisco	SF City/County	\$2,380,000		\$2,380,000	\$0	\$2,380,000
Local PDA Planning - San Mateo	SMCCAG	\$218,000		\$218,000	\$0	\$218,000
Belmont Village Specific/Implementation Plan	Belmont	\$440,000		\$440,000	\$0	\$440,000
Millbrae PDA Specific Plan	Millbrae	\$500,000		\$500,000	\$0	\$500,000
Redwood City Downtown Sequoia Station and Streetcar Planning Study	Redwood City	\$450,000		\$450,000	\$0	\$450,000
Mountain View El Camino Real Streetscape Study	Mountain View	\$260,000		\$260,000	\$0	\$260,000
San Jose Stevens Creek/Santana Row/Winchester Specific Plan	MTC/San Jose	\$640,305		\$640,305	\$0	\$640,305
Santa Clara El Camino Corridor Precise Plan	MTC/Santa Clara	\$100,000		\$100,000	\$0	\$100,000
Local PDA Planning - Palo Alto	Palo Alto	\$265,000		\$265,000	\$0	\$265,000
North 1st Street Urban Village Plan	San Jose	\$369,962		\$369,962	\$0	\$369,962
Berryessa BART Urban Village Plan	San Jose	\$331,630		\$331,630	\$0	\$331,630
Local PDA Planning - Santa Clara	VTA	\$3,382,103		\$3,382,103	\$0	\$3,382,103
Local PDA Planning - Solano	STA	\$1,066,000		\$1,066,000	\$0	\$1,066,000
Santa Rosa - Roseland/Sebastopol Road PDA Planning	Santa Rosa	\$647,000		\$647,000	\$0	\$647,000
Sonoma County - Sonoma Springs Area Plan	Sonoma County	\$450,000		\$450,000	\$0	\$450,000
Sonoma County - Airport Employment Center Planning	Sonoma County	\$350,000		\$350,000	\$0	\$350,000
SUBTOTAL		\$20,000,000	\$0	\$20,000,000	\$0	\$20,000,000
Regional PDA Planning						
<i>Regional PDA Implementation Priorities</i>						
Bay Area Transit Core Capacity Study	MTC	\$250,000		\$250,000	\$0	\$250,000
Public Lands Near Rail Corridors Assessment	MTC	\$500,000		\$500,000	\$0	\$500,000

Attachment B-1

MTC Res. No. 4035, Attachment B-1

Adopted: 05/17/12-C

Revised: 10/24/12-C

OBAG 1 Regional Programs
FY 2012-13 through FY 2016-17
July 2016

11/28/12-C 12/19/12-C 01/23/13-C 02/27/13-C 05/22/13-C 09/25/13-C
11/20/13-C 12/18/13-C 02/26/14-C 03/26/14-C 04/23/14-C 05/28/14-C
06/25/14-C 07/23/14-C 09/24/14-C 11/19/14-C 12/17/14-C 03/25/15-C
05/27/15-C 06/24/15-C 07/22/15-C 10/28/15-C 11/18/15-C 12/16/15-C
01/27/16-C 02/24/16-C 03/23/16-C 05/25/16-C 07/27/16-C

OBAG 1 Regional Programs Project List

DO NOT PRINT DO NOT PRINT

Project Category and Title	Implementing Agency	STP	CMAQ	Total STP/CMAQ	Total Other RTIP/TAP/TFCA	Total OBAG 1
OBAG 1 REGIONAL PROGRAMS		\$243,243,984	\$208,085,016	\$451,329,000	\$40,000,000	\$491,329,000
PDA Implementation Studies/Forums	MTC	\$156,500		\$156,500	\$0	\$156,500
State Route 82 Relinquishment Exploration Study	MTC/VTA	\$206,772		\$206,772	\$0	\$206,772
<i>PDA Planning</i>						
Oakland Downtown Specific Plan	Oakland	\$750,000		\$750,000	\$0	\$750,000
South Berkeley/ Adeline/Ashby BART Specific Plan	Berkeley	\$750,000		\$750,000	\$0	\$750,000
Bay Fair BART Transit Village Specific Plan	San Leandro	\$440,000		\$440,000	\$0	\$440,000
Alameda Naval Air Station Specific Plan	Alameda	\$250,000		\$250,000	\$0	\$250,000
Del Norte BART Station Precise Plan	El Cerrito	\$302,500		\$302,500	\$0	\$302,500
Mission Bay Railyard and I-280 Alternatives	San Francisco	\$700,000		\$700,000	\$0	\$700,000
Santa Clara El Camino Corridor Precise Plan	Santa Clara	\$750,000		\$750,000	\$0	\$750,000
Sunnyvale El Camino Corridor Precise Plan	Sunnyvale	\$587,000		\$587,000	\$0	\$587,000
San Jose Stevens Creek/Santana Row/Winchester Specific Plan	San Jose	\$750,000		\$750,000	\$0	\$750,000
<i>Staff Assistance</i>						
Alameda PDA TDM Plan	Alameda	\$150,000		\$150,000	\$0	\$150,000
Downtown Livermore Parking Implementation Plan	Livermore	\$100,000		\$100,000	\$0	\$100,000
Oakland Transportation Impact Review Streamlining	Oakland	\$300,000		\$300,000	\$0	\$300,000
Oakland Complete Streets, Design Guidance, Circulation Element Update	Oakland	\$235,000		\$235,000	\$0	\$235,000
Downtown Oakland Parking Management Strategy	Oakland	\$200,000		\$200,000	\$0	\$200,000
<i>Technical Assistance</i>						
Concord Salvo Streetscape	Concord	\$50,000		\$50,000	\$0	\$50,000
South Richmond Affordable Housing and Commercial Linkage	Richmond	\$60,000		\$60,000	\$0	\$60,000
San Mateo Planning/Growth Forum Series	San Mateo	\$25,000		\$25,000	\$0	\$25,000
South San Francisco El Camino/Chestnut Ave Infrastructure Financing Analysis	SSF	\$60,000		\$60,000	\$0	\$60,000
Milpitas Transit Area Parking Analysis	Milpitas	\$60,000		\$60,000	\$0	\$60,000
Morgan Hill Housing/Employment Market Demand/Circulation Analysis	Morgan Hill	\$60,000		\$60,000	\$0	\$60,000
Sab Jose West San Carlos Master Streetscape Plan	San Jose	\$60,000		\$60,000	\$0	\$60,000
Sunnyvale Mathilda Ave Downtown Plan Line	Sunnyvale	\$60,000		\$60,000	\$0	\$60,000
Downtown Sunnyvale Block 15 Sale/Land Exchange	Sunnyvale	\$59,000		\$59,000	\$0	\$59,000
Sunnyvale El Camino Street Space Allocation Study	Sunnyvale	\$60,000		\$60,000	\$0	\$60,000
SUBTOTAL		\$7,931,772	\$0	\$7,931,772	\$0	\$7,931,772
5. PRIORITY DEVELOPMENT AREA (PDA) PLANNING AND IMPLEMENTATION		TOTAL: \$30,000,000	\$10,000,000	\$40,000,000	\$0	\$40,000,000
6. CLIMATE INITIATIVES PROGRAM (CIP)						
<i>Car Sharing</i>						
Hayward RFP for Car Sharing Services	Hayward		\$200,480	\$200,480	\$0	\$200,480
Oakland Car Share and Outreach Program	Oakland		\$320,526	\$320,526	\$0	\$320,526
CCTA Car Share4All	CCTA		\$973,864	\$973,864	\$0	\$973,864
TAM Car Share CANAL	TAM		\$125,000	\$125,000	\$0	\$125,000
City of San Mateo Car Sharing - A Catalyst for Change	San Mateo		\$210,000	\$210,000	\$0	\$210,000
Santa Rosa Car Share	SCTA		\$170,130	\$170,130	\$0	\$170,130
Public Education Outreach	MTC		\$312,000	\$312,000	\$0	\$312,000
<i>Transportation Demand Management</i>						
goBerkeley Residential Shared Parking Pilot	Berkeley		\$950,000	\$950,000	\$0	\$950,000
Hayward Comprehensive Parking Mgmt Plan Implementation	Hayward		\$338,000	\$338,000	\$0	\$338,000
Oakland Demand-Responsive Parking and Mobility Mgmt Initiative	Oakland		\$1,300,000	\$1,300,000	\$0	\$1,300,000
Downtown San Mateo Parking Technology Implementation	San Mateo		\$1,500,000	\$1,500,000	\$0	\$1,500,000
Walnut Creek Parking Guidance System Pilot	Walnut Creek		\$783,000	\$783,000	\$0	\$783,000
Peery Park Rides	VTA/Sunnyvale		\$1,129,000	\$1,129,000	\$0	\$1,129,000
EV Charging Infrastructure and Vehicles (Programmed by BAAQMD)*	BAAQMD		\$0	\$0	\$6,000,000	\$6,000,000
TOTAL:		\$0	\$8,312,000	\$8,312,000	\$6,000,000	\$14,312,000
7. REGIONAL SAFE ROUTES TO SCHOOL (RSRTS)						
<i>Specific projects TBD by CMA</i>						
Contra Costa County SRTS Program - Supplemental	CCTA		\$822,000	\$822,000	\$0	\$822,000
Napa County SRTS Program - Supplemental	NVTA		\$105,000	\$105,000	\$0	\$105,000
San Francisco County SRTS Program - Supplemental	SFCTA		\$360,000	\$360,000	\$0	\$360,000
San Mateo County SRTS Program - Supplemental	SMCCAG		\$225,000	\$225,000	\$0	\$225,000
Santa Clara County SRTS Program - Supplemental	Santa Clara		\$1,346,000	\$1,346,000	\$0	\$1,346,000
Soleno County SRTS Program - Supplemental	STA		\$314,000	\$314,000	\$0	\$314,000
Sonoma County SRTS Program - Supplemental	SCTA		\$345,000	\$345,000	\$0	\$345,000
Alameda County SRTS Program	ACTC	\$1,000,000	\$5,366,000	\$5,366,000	\$0	\$5,366,000
Cavallo Rd, Drake St, and 'G' Street Safe Routes to School Imps	Antioch		\$330,000	\$330,000	\$0	\$330,000
Actuated Ped /Bicycle Traffic Signal on Oak Grove Rd at Sierra Rd	Concord		\$504,900	\$504,900	\$0	\$504,900
Port Chicago Hwy/Willow Pass Rd Pedestrian & Bicycle Imps	Contra Costa County		\$441,700	\$441,700	\$0	\$441,700
West Contra Costa SRTS Non-Infrastructure Program	Contra Costa County		\$709,800	\$709,800	\$0	\$709,800
Vista Grande Street Pedestrian Safe Routes to School Imps	Danville		\$157,000	\$157,000	\$0	\$157,000
Happy Valley Road Walkway Safe Routes to School Imps	Lafayette		\$100,000	\$100,000	\$0	\$100,000
Moraga Road Safe Routes to School Bicycle/Pedestrian Imps	Moraga		\$100,000	\$100,000	\$0	\$100,000
Orinda Sidewalk Imps	Orinda		\$100,000	\$100,000	\$0	\$100,000
Pittsburg School Area Safety Imps	Pittsburg		\$203,000	\$203,000	\$0	\$203,000
Pleasant Hill - Boyd Road and Elinora Drive Sidewalks	Pleasant Hill		\$395,000	\$395,000	\$0	\$395,000
San Ramon School Crossings Enhancements	San Ramon		\$247,600	\$247,600	\$0	\$247,600
San Rafael County Ave Blvd Ped/Bike Center Bicycle and Pedestrian Imps	San Rafael County		\$791,000	\$791,000	\$0	\$791,000
Napa County SRTS Non-Infrastructure Program	NVTA		\$420,000	\$420,000	\$0	\$420,000
San Francisco SRTS Non-Infrastructure Program	SFDPH		\$1,799,000	\$1,799,000	\$0	\$1,799,000
San Mateo County SRTS Program	SMCCAG	\$372,000	\$1,785,000	\$2,157,000	\$0	\$2,157,000
Campbell - Virginia Avenue Sidewalks	Campbell		\$708,000	\$708,000	\$0	\$708,000
Mountain View - El Camino to Miramonte Complete Streets	Mountain View		\$840,000	\$840,000	\$0	\$840,000
Mountain View SRTS Non-Infrastructure Program	Mountain View		\$500,000	\$500,000	\$0	\$500,000
Palo Alto - Arastradero Road Schoolscape/Multi-use Trail	Palo Alto		\$1,000,000	\$1,000,000	\$0	\$1,000,000
San Jose - Walk N' Roll Phase 2	San Jose		\$1,000,000	\$1,000,000	\$0	\$1,000,000
City of Santa Clara SRTS Non-Infrastructure Program Phase 2	Santa Clara		\$500,000	\$500,000	\$0	\$500,000
Santa Clara County SRTS Non-Infrastructure Program	Santa Clara County		\$838,000	\$838,000	\$0	\$838,000

Attachment B-1

MTC Res. No. 4035, Attachment B-1

**OBAG 1 Regional Programs
FY 2012-13 through FY 2016-17
July 2016**

Adopted: 05/17/12-C
Revised: 10/24/12-C
11/28/12-C 12/19/12-C 01/23/13-C 02/27/13-C 05/22/13-C 09/25/13-C
11/20/13-C 12/18/13-C 02/26/14-C 03/26/14-C 04/23/14-C 05/28/14-C
06/25/14-C 07/23/14-C 08/24/14-C 11/19/14-C 12/17/14-C 03/25/15-C
05/27/15-C 06/24/15-C 07/22/15-C 10/28/15-C 11/18/15-C 12/16/15-C
01/27/16-C 02/24/16-C 03/23/16-C 05/25/16-C 07/27/16-C

OBAG 1 Regional Programs Project List

DO NOT PRINT DO NOT PRINT

Project Category and Title	Implementing Agency	STP	CMAQ	Total STP/CMAQ	Total Other RTIP/TAP/TFCFA	Total OBAG 1
OBAG 1 REGIONAL PROGRAMS						
Solano County SRTS Non-Infrastructure Program	STA	\$243,243,984	\$208,085,016	\$451,329,000	\$40,000,000	\$491,329,000
Sonoma County SRTS Program	Sonoma County TPW	\$1,379,000	\$1,570,000	\$1,570,000	\$0	\$1,570,000
7. REGIONAL SAFE ROUTES TO SCHOOL (RSRTS)		TOTAL:	\$2,751,000	\$22,249,000	\$25,000,000	\$0
8. TRANSIT CAPITAL REHABILITATION PROGRAM						
SolTrans - Preventive Maintenance	SolTrans	\$1,000,000		\$1,000,000	\$0	\$1,000,000
Transit Capital Rehabilitation						
<i>Specific Projects TBD by Commission</i>						
ECCTA Replace Eleven 2001 40' Buses	ECCTA	\$636,763		\$636,763	\$0	\$636,763
Advanced Communications and Information System (ACIS)	GGBHTD	\$828,539		\$828,539	\$0	\$828,539
MS Sonoma Ferry Refurbishment	GGBHTD	\$1,171,461		\$1,171,461	\$0	\$1,171,461
BART Car Exchange Preventative Maintenance	BART	\$2,831,849		\$2,831,849	\$0	\$2,831,849
Clipper Fare Collection Equipment Replacement	MTC	\$9,994,633		\$9,994,633	\$0	\$9,994,633
Clipper Back Office Fare Collection Equipment Replacement	MTC	\$2,684,772		\$2,684,772	\$0	\$2,684,772
SFMTA - New 60' Flyer Trolley Bus Replacement	SFMTA	\$5,502,261		\$5,502,261	\$0	\$5,502,261
SFMTA - New 40' Neoplan Bus Replacement	SFMTA	\$10,000,000		\$10,000,000	\$0	\$10,000,000
VTA Preventive Maintenance (for vehicle replacement)	VTA	\$3,349,722		\$3,349,722	\$0	\$3,349,722
SUBTOTAL		\$37,000,000	\$0	\$37,000,000	\$0	\$37,000,000

Attachment B-1

MTC Res. No. 4035, Attachment B-1

Adopted: 05/17/12-C

Revised: 10/24/12-C

OBAG 1 Regional Programs
FY 2012-13 through FY 2016-17
July 2016

11/28/12-C 12/19/12-C 01/23/13-C 02/27/13-C 05/22/13-C 09/25/13-C
 11/20/13-C 12/18/13-C 02/26/14-C 03/26/14-C 04/23/14-C 05/28/14-C
 06/25/14-C 07/23/14-C 09/24/14-C 11/19/14-C 12/17/14-C 03/25/15-C
 05/27/15-C 06/24/15-C 07/22/15-C 10/28/15-C 11/18/15-C 12/16/15-C
 01/27/16-C 02/24/16-C 03/23/16-C 05/25/16-C 07/27/16-C

OBAG 1 Regional Programs Project List

DO NOT PRINT - DO NOT PRINT

Project Category and Title	Implementing Agency	STP	CMAQ	Total STP/CMAQ	Total Other RTIP/TAP/TFCA	Total OBAG 1
OBAG 1 REGIONAL PROGRAMS		\$243,243,984	\$208,085,016	\$451,329,000	\$40,000,000	\$491,329,000
Transit Performance Initiative (TPI) Incentive Program						
<i>Specific Projects TBD by Commission</i>						
TPI - AC Transit Spectrum Ridership Growth	AC Transit	\$1,802,676		\$1,802,676	\$0	\$1,802,676
TPI - AC Transit - East Bay Bus Rapid Transit	AC Transit		\$4,547,305	\$4,547,305	\$0	\$4,547,305
TPI - LAVTA - Wheels Marketing Initiatives	LAVTA		\$423,798	\$423,798	\$0	\$423,798
TPI - ACE Positive Train Control	SJRR/ACE	\$502,214		\$502,214	\$0	\$502,214
TPI - Union City - Single Point Login Terminals on Revenue Vehicles	Union City	\$20,587		\$20,587	\$0	\$20,587
TPI - Union City - South Alameda County Major Corridors Travel Time Imps	Union City	\$140,000		\$140,000	\$0	\$140,000
TPI - CCCTA - 511 Real-Time Interface	CCCTA	\$100,000		\$100,000	\$0	\$100,000
TPI - CCCTA - Implementation of Access Improvement	CCCTA	\$685,196		\$685,196	\$0	\$685,196
TPI - CCCTA - Remix Software Implementation	CCCTA	\$35,451		\$35,451	\$0	\$35,451
TPI - ECCTA - Non-ADA Paratransit to Fixed Route Program	ECCTA	\$817,297		\$817,297	\$0	\$817,297
TPI - WCCTA - Purchase of Automatic Vehicle Locator System	WCCTA	\$344,513		\$344,513	\$0	\$344,513
TPI - GGBHTD - Building Ridership to Meet Capacity Campaign	GGBHTD		\$387,440	\$387,440	\$0	\$387,440
TPI - GGBHTD - Regional Customer Study: On-Board Bus and Ferry Surveys	GGBHTD	\$402,572		\$402,572	\$0	\$402,572
TPI - Marin Transit Preventive Maintenance (for low income youth pass)	Marin Transit	\$99,289		\$99,289	\$0	\$99,289
TPI - MCTD Preventative Maintenance (Youth Pass Program)	Marin Transit	\$239,808		\$239,808	\$0	\$239,808
TPI - Relocate Transit Maintenance Facility (PE only) (Youth Pass Program)	Marin Transit	\$122,249		\$122,249	\$0	\$122,249
TPI - NVTA - Am. Canyon Priority Signal Interconnection on SR 29	NVTA	\$91,757		\$91,757	\$0	\$91,757
TPI - NVTA - Bus Mobility Device Retrofits	NVTA	\$120,988		\$120,988	\$0	\$120,988
TPI - NVTA - Preventive Maintenance (for Comprehensive Operational Analysis)	NVTA	\$96,058		\$96,058	\$0	\$96,058
TPI - BART Train Car Accident Repair	BART	\$1,493,189		\$1,493,189	\$0	\$1,493,189
TPI - BART - Metro Priority Track Elements	BART	\$3,419,057	\$40,000	\$3,459,057	\$0	\$3,459,057
TPI - BART - Concord Shop Wheel Truing	BART	\$7,165,450		\$7,165,450	\$0	\$7,165,450
TPI - Caltrain - Off-peak Marketing Campaign	Caltrain	\$44,200		\$44,200	\$0	\$44,200
TPI - WETA - Central Bay Operations and Maintenance	WETA	\$1,325,466		\$1,325,466	\$0	\$1,325,466
TPI - BART 24th Street Train Control Upgrade	BART	\$2,000,000		\$2,000,000	\$0	\$2,000,000
TPI - SFMTA Light Rail Vehicle Rehabilitation	SFMTA	\$5,120,704		\$5,120,704	\$0	\$5,120,704
TPI - SFMTA - Light Rail Vehicle (LRV) Propulsion System	SFMTA	\$9,285,937		\$9,285,937	\$0	\$9,285,937
TPI - SFMTA Preventive Maintenance (for low income youth pass)	SFMTA	\$1,600,000		\$1,600,000	\$0	\$1,600,000
TPI - SFMTA Light Rail Vehicle Overhaul	SFMTA	\$5,337,401		\$5,337,401	\$0	\$5,337,401
TPI - Caltrain - Control Point Installation	Caltrain	\$4,091,162		\$4,091,162	\$0	\$4,091,162
TPI - Caltrain - Map-Based Real-Time Train Display	Caltrain	\$44,000		\$44,000	\$0	\$44,000
TPI - SamTrans - Preventative Maintenance (Service Plan Implementation)	SMCTD	\$1,344,917		\$1,344,917	\$0	\$1,344,917
TPI - VTA Preventive Maintenance (for low income fare pilot)	VTA	\$1,302,018		\$1,302,018	\$0	\$1,302,018
TPI - VTA - Montague Expressway Pedestrian Bridge at Millpitas BART	VTA		\$2,768,555	\$2,768,555	\$0	\$2,768,555
TPI - Fairfield - Expand bus service between Fairfield and Vacaville	Fairfield		\$372,216	\$372,216	\$0	\$372,216
TPI - SolTrans - 40' Electric Bus Purchase & Hybrid-Diesel Bus Replacement	SolTrans	\$399,223		\$399,223	\$0	\$399,223
TPI - Vacaville - City Coach Public Transit Marketing / Public Outreach	Vacaville		\$171,388	\$171,388	\$0	\$171,388
TPI - Petaluma - Transit Signal Priority, Phase I, II & III	Petaluma	\$378,692		\$378,692	\$0	\$378,692
TPI - Santa Rosa CityBus - Clean Diesel Bus Purchase	Santa Rosa	\$525,787		\$525,787	\$0	\$525,787
TPI - Santa Rosa - CityBus COA and Service Plan	Santa Rosa	\$100,000		\$100,000	\$0	\$100,000
TPI - Santa Rosa - Reimagining CityBus Implementation	Santa Rosa	\$156,390		\$156,390	\$0	\$156,390
TPI - Sonoma County Transit - 30-foot CNG Bus Replacements	Sonoma County	\$173,052		\$173,052	\$0	\$173,052
TPI - Sonoma County Transit - 40-foot CNG Bus Replacements	Sonoma County	\$199,667		\$199,667	\$0	\$199,667
Specific TPI Incentive Program projects - TBD	TBD		\$162,331	\$162,331	\$0	\$162,331
SUBTOTAL		\$51,126,967	\$8,873,033	\$60,000,000	\$0	\$60,000,000
8. TRANSIT CAPITAL REHABILITATION PROGRAM	TOTAL:	\$89,126,967	\$8,873,033	\$98,000,000	\$0	\$98,000,000

9. TRANSIT PERFORMANCE INITIATIVE (TPI)						
TPI - Capital Investment Program						
TPI-1 - AC Transit Line 51 Corridor Speed Protection and Restoration	AC Transit		\$10,515,624	\$10,515,624	\$0	\$10,515,624
TPI-2 - AC Transit South Alameda County Corridors Travel Time Imps	AC Transit		\$5,000,000	\$5,000,000	\$0	\$5,000,000
OBAG2 - AC Transit Higher Capacity Bus Fleets-Increased Service Freq.	AC Transit		\$9,000,000	\$9,000,000	\$0	\$9,000,000
TPI-2 - LAVTA Dublin Blvd Transit Performance Initiative	LAVTA		\$1,009,440	\$1,009,440	\$0	\$1,009,440
TPI-1 - MTC Clipper Phase III Implementation	MTC		\$8,000,000	\$8,000,000	\$0	\$8,000,000
OBAG2 - West Grand Ave Transit Signal Priority	MTC		\$1,000,000	\$1,000,000	\$0	\$1,000,000
TPI-1 - SFMTA Potrero Ave Fast Track Transit and Streetscape Imps	SFMTA	\$4,133,031		\$4,133,031	\$0	\$4,133,031
TPI-2 - SFMTA Colored Lanes on MTA Rapid Network	SFMTA		\$4,784,880	\$4,784,880	\$0	\$4,784,880
TPI-2 - SFMTA Muni Forward Capital Transit Enhancements	SFMTA		\$3,205,680	\$3,205,680	\$0	\$3,205,680
TPI-1 - SFMTA N-Judah Mobility Maximization	SFMTA		\$2,383,860	\$2,383,860	\$0	\$2,383,860
TPI-1 - SFMTA Mission Mobility Maximization	SFMTA		\$5,383,109	\$5,383,109	\$0	\$5,383,109
TPI-1 - VTA Stevens Creek - Limited 323 Transit Signal Priority	VTA		\$712,888	\$712,888	\$0	\$712,888

**OBAG 1 Regional Programs
 FY 2012-13 through FY 2016-17
 July 2016**

OBAG 1 Regional Programs Project List

DO NOT PRINT DO NOT PRINT

Project Category and Title	Implementing Agency	STP	CMAQ	Total STP/CMAQ	Total Other RTIP/TAP/TFCA	Total OBAG 1
OBAG 1 REGIONAL PROGRAMS						
TPI-1 - VTA Light Rail Transit Signal Priority	VTA		\$1,587,176	\$1,587,176	\$0	\$1,587,176
TPI-2 - VTA Prev. Maint. (Mountain View Double Track Phase 1)	VTA	\$8,000,000		\$8,000,000	\$0	\$8,000,000
Unprogrammed Transit Performance Initiative Reserve	TBD	\$553,986	\$16,730,326	\$17,284,312	\$0	\$17,284,312
9. TRANSIT PERFORMANCE INITIATIVE (TPI)	TOTAL:	\$12,687,017	\$16,730,326	\$29,417,343	\$0	\$29,417,343
10. PRIORITY CONSERVATION AREA (PCA)						
North Bay PCA Program						
<i>Specific projects TBD by North Bay CMAAs</i>						
Marin PCA - Mill Valley - Sausalito Pathway Preservation	Marin County	\$320,000		\$320,000	\$0	\$320,000
Marin PCA - Bayfront Park Recreational Bay Access	Mill Valley	\$100,000		\$100,000	\$0	\$100,000
Marin PCA - Thatcher Ranch Easement Acq. (Vineyard Rd Improvements)	Novato	\$250,000		\$250,000	\$0	\$250,000
Marin PCA - Pacheco Hill Parkland Acq. (Vineyard Rd Improvements)	Novato	\$500,000		\$500,000	\$0	\$500,000
Marin PCA - Sunny Hill Ridge and Red Hill Trails	San Anselmo	\$80,000		\$80,000	\$0	\$80,000
Napa PCA: Napa Soscol Headwaters Preserve Acq. (SilveradoTrail Phase G Overlay)	Napa County	\$1,107,000		\$1,107,000	\$0	\$1,107,000
Napa PCA - Silverado Trail Yountville-Napa Safety Imps	Napa County	\$143,000		\$143,000	\$0	\$143,000
Solano PCA - Suisun Valley Bicycle and Pedestrian Imps	Solano County	\$1,175,000		\$1,175,000	\$0	\$1,175,000
Solano PCA - Solano PCA Assessment Plan	STA	\$75,000		\$75,000	\$0	\$75,000
Sonoma PCA - Sonoma County Urban Footprint Planning	Sonoma County	\$250,000		\$250,000	\$0	\$250,000
Sonoma PCA - Bodega Hwy Roadway Preservation	Sonoma County	\$1,000,000		\$1,000,000	\$0	\$1,000,000
SUBTOTAL:		\$5,000,000	\$0	\$5,000,000	\$0	\$5,000,000
Peninsula, Southern and Eastern Counties PCA Program						
Bay Trail Shoreline Access Staging Area	Berkeley	\$500,000		\$500,000	\$0	\$500,000
Breuner Marsh Restoration and Public Access	EBRPD	\$1,000,000		\$1,000,000	\$0	\$1,000,000
SF Bay Trail, Pinole Shores to Bay Front Park	EBRPD	\$119,711		\$119,711	\$0	\$119,711
Coyote Creek Trail: Brokaw Road to Union Pacific Railroad	San Jose	\$712,700		\$712,700	\$0	\$712,700
Pier 70 - Crane Cove Park	Port of SF	\$1,000,000		\$1,000,000	\$0	\$1,000,000
Twin Peaks Connectivity Conceptual Plan	SF Rec. and Parks	\$167,589		\$167,589	\$0	\$167,589
Southern Skyline Blvd. Ridge Trail Extension	SF PUC	\$1,000,000		\$1,000,000	\$0	\$1,000,000
SUBTOTAL:		\$4,500,000	\$0	\$4,500,000	\$0	\$4,500,000
10. PRIORITY CONSERVATION AREA (PCA)	TOTAL:	\$9,500,000	\$0	\$9,500,000	\$0	\$9,500,000
OBAG 1 REGIONAL PROGRAMS TOTAL	TOTAL:	\$243,243,984	\$208,085,016	\$451,329,000	\$40,000,000	\$491,329,000

J:\SECTION\ALLSTA\FR\Resolution\TEMP\RES\MTC\RES-4035_ongoing\temp-4035_Attach_B-1_07-27-16.xlsx\Attach B-1 07-27-16


City and County of San Francisco

Department of Public Health



Edwin M. Lee
Mayor

Barbara A. Garcia, MPA
Director of Health

TO: Angela Calvillo, Clerk of the Board of Supervisors
FROM: Barbara A. Garcia, MPA
Director of Health 
DATE: September 1, 2016
SUBJECT: Grant Accept and Expend
GRANT TITLE: San Francisco Safe Routes to School Program- \$360,000

Attached please find the original and 2 copies of each of the following:

- Proposed grant resolution, original signed by Department
- Grant information form, including disability checklist -
- Budget and Budget Justification
- Grant application: Not Applicable. No application submitted.
- Agreement / Award Letter
- Other (Explain):

Special Timeline Requirements:

Departmental representative to receive a copy of the adopted resolution:

Name: Richelle-Lynn Mojica

Phone: 255-3555

Interoffice Mail Address: Dept. of Public Health, Grants Administration for
Community Programs, 1380 Howard St.

Certified copy required Yes

No

Introduction Form

By a Member of the Board of Supervisors or the Mayor

Time stamp
or meeting date

I hereby submit the following item for introduction (select only one):

- 1. For reference to Committee.
An ordinance, resolution, motion, or charter amendment.
- 2. Request for next printed agenda without reference to Committee.
- 3. Request for hearing on a subject matter at Committee.
- 4. Request for letter beginning "Supervisor [] inquires"
- 5. City Attorney request.
- 6. Call File No. [] from Committee.
- 7. Budget Analyst request (attach written motion).
- 8. Substitute Legislation File No. []
- 9. Request for Closed Session (attach written motion).
- 10. Board to Sit as A Committee of the Whole.
- 11. Question(s) submitted for Mayoral Appearance before the BOS on []

Please check the appropriate boxes. The proposed legislation should be forwarded to the following:

- Small Business Commission Youth Commission Ethics Commission
- Planning Commission Building Inspection Commission

Note: For the Imperative Agenda (a resolution not on the printed agenda), use a Imperative

Sponsor(s):

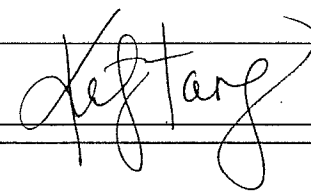
Supervisor Katy Tang

Subject:

Accept and Expend Grant - San Francisco Safe Routes to School Program - \$360,000

The text is listed below or attached:

[Empty box for text listing]

Signature of Sponsoring Supervisor: 

For Clerk's Use Only:

FORM SFEC-126:
NOTIFICATION OF CONTRACT APPROVAL
(S.F. Campaign and Governmental Conduct Code § 1.126)

City Elective Officer Information <i>(Please print clearly.)</i>	
Name of City elective officer(s):	City elective office(s) held:
Members, Board of Supervisors	Members, Board of Supervisors
Contractor Information <i>(Please print clearly.)</i>	
Name of contractor: San Francisco Study Center	
<i>Please list the names of (1) members of the contractor's board of directors; (2) the contractor's chief executive officer, chief financial officer and chief operating officer; (3) any person who has an ownership of 20 percent or more in the contractor; (4) any subcontractor listed in the bid or contract; and (5) any political committee sponsored or controlled by the contractor. Use additional pages as necessary.</i>	
See attached	
Contractor address: 1663 Mission Street, Suite 310, San Francisco, CA 94103	
Date that contract was approved:	Amount of contract: \$281,518 for FY 16-17
Describe the nature of the contract that was approved: Sole source for the SF Safe Routes to School 2014-2017 Non-Infrastructure Project	
Comments: This contractor was included in approved grant application and contractor and subcontractors were involved in the process	

This contract was approved by (check applicable):

the City elective officer(s) identified on this form (Mayor, Edwin M. Lee)

a board on which the City elective officer(s) serves San Francisco Board of Supervisors

Print Name of Board

the board of a state agency (Health Authority, Housing Authority Commission, Industrial Development Authority Board, Parking Authority, Redevelopment Agency Commission, Relocation Appeals Board, Treasure Island Development Authority) on which an appointee of the City elective officer(s) identified on this form sits

Print Name of Board

Filer Information <i>(Please print clearly.)</i>	
Name of filer: Angela Calvillo, Clerk of the Board	Contact telephone number: (415) 554-5184
Address: City Hall, Room 244 1 Dr. Carlton B. Goodlett Place	E-mail: Board.of.Supervisors@sfgov.org

Signature of City Elective Officer (if submitted by City elective officer)

Date Signed

Signature of Board Secretary or Clerk (if submitted by Board Secretary or Clerk)

Date Signed

(1) members of the contractor's board of directors; (2) the contractor's chief executive officer, chief financial officer and chief operating officer; (3) any person who has an ownership of 20 percent or more in the contractor; (4) any subcontractor listed in the bid or contract; and (5) any political committee sponsored or controlled by the contractor. Use additional pages as necessary.

<p>(1) members of the contractor's board of directors;</p>	
<p>John Burks, President Emeritus Faculty, Journalism Department San Francisco State University 95 Salada Avenue Pacifica, CA 94044 (650) 355-7169 (H) john.burks777@gmail.com No other Board Affiliations</p> <p>Richard Livingston, Vice President Co-founder and administrator of EXIT theater 156 Eddy Street San Francisco, CA 94102 (415) 673-5944 (W) (415) 931-2699 (F) mail@sffringe.org Other Board Affiliations: Exit Theatre, Board Member</p> <p>Reiko Homma True, Ph.D Psychologist 5326 Silva Avenue El Cerrito, CA 94530 (510) 233-2082 (H) (510) 233-2997 (F) reikotr@gmail.com No Other Affiliations</p> <p>Stas Margaronis President, Santa Maria Steel, Business Journalist & Author, Co-founder of Study Center 452 Derby Lane Santa Rosa, CA 95404 (707) 586-2426 (H) apmargaronis@gmail.com No Other Affiliations</p>	<p>Hazim N. Elbgal Vice President, Bank of the West Branch Manager I San Francisco Main Branch San Francisco, CA 94104 helbgal@bankofthewest.com</p> <p>James D. McWilliams, Esq. Mental Health Advocate, Community Representative, Attorney 145 Monte Cresta Ave. # 404 Oakland, CA. 94611 (510) 595-8486(H) (510) 393-2854 (C) jmcwilli@sonic.net No other Affiliations</p> <p>Ben Fong-Torres Member of Executive committee; Chronicle columnist, author, Print and Broadcast Journalist 812 Castro Street San Francisco, CA 94114 (415) 730-6347 (H) Roxie Theater Advisory Board fongtorres@gmail.com</p> <p>Tina Tong Yee, Ph.D. Treasurer Clinical and Consulting Psychologist Former Director of Cultural Competency & Client Relations, SF Community Behavioral Health Services 5709 Geary Blvd. San Francisco, CA 94121 tinatyee@hotmail.com (415) 752-6499 No Other Affiliation</p>

<i>(2) the contractor's chief executive officer, chief financial officer and chief operating officer;</i>	Chief Executive Officer: Geoffrey Link Chief Financial Officer: Ken Jones Chief Operating Officer: Leonor Vera
<i>(3) any person who has an ownership of 20 percent or more in the contractor; (5) any political committee sponsored or controlled by the contractor</i>	There is NO person who has an ownership of 20 percent or more in the contractor or any political committee sponsored or controlled by the contractor.
<i>(4) any subcontractor listed in the bid or contract</i>	<ol style="list-style-type: none"> 1. San Francisco Unified School District 2. Presidio YMCA 3. San Francisco Bicycle Coalition 4. Walk San Francisco 5. Bay Area Children's Theatre 6. UC Berkeley

