



SAN FRANCISCO PUBLIC LIBRARY

SF Board of Supervisors Budget & Appropriations Committee

Fiscal Year 27 & 28 Proposed Budget

Maureen Singleton
Chief Operating Officer



San Francisco Public Library

Vision 2030



Vision

A democratic, equitable and vibrant San Francisco for everyone

Mission

Connect our diverse communities to learning, opportunities and each other

Values

Well-being • Community • Equity • Collaboration • Exploration

Strategic Priorities



Literacy Champion

Cultivate the critical understanding necessary for meaningful participation in society through immersive and varied learning activities.



Cultural Amplifier

Facilitate cultural experiences that celebrate and deepen understanding of the diverse communities of San Francisco.



Community Catalyzer

Foster experiences both within and beyond the Library that create and strengthen social connections.



Thoughtful Navigator

Serve as a caring and knowledgeable gateway, helping people find and use library, community and city resources to realize their goals.



Resource Provider

Offer experiences, guidance and resources that support basic needs, encourage personal growth and enrich life in San Francisco.



Read Our New Strategic Plan
on.sfpl.org/strategicplan



San Francisco Public Library



Budget Overview

Self Funded Department

- FY 27: \$198.8M
- FY 28: \$200.8M

Net Funded FTE:

- FY27: 737.28
- FY28: 737.14

~ 72,800 operating hours per year



Drumbeats, Heartbeats: Communities As One lion dancer proceeds through Koret Auditorium.

Budget Sources



San Francisco Public Library | FY27 & 28 Proposed Budget

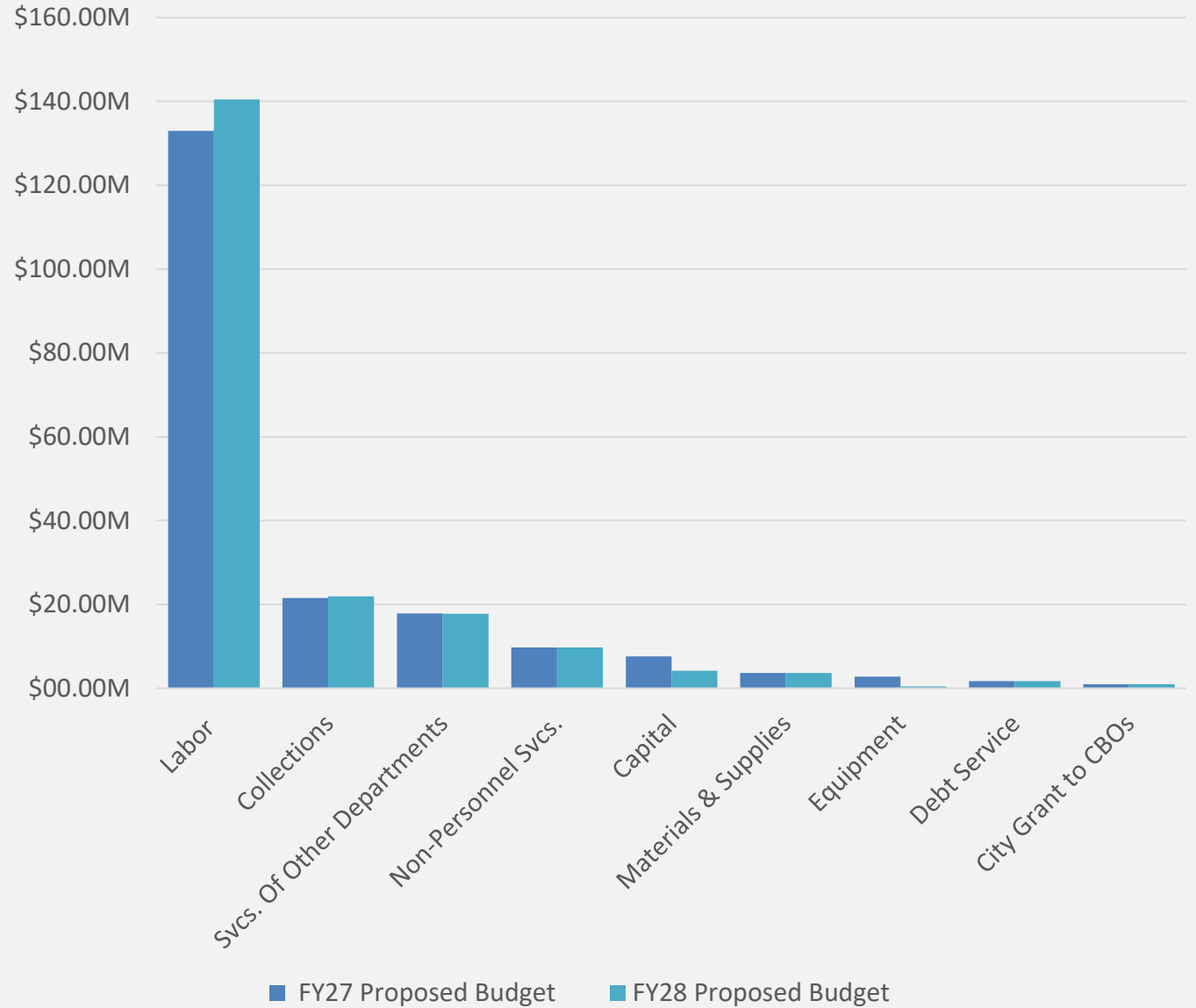
Source Type (In Millions)	FY26 Approved Budget	FY27 Proposed Budget	FY28 Proposed Budget
Library Preservation Fund	185.85	197.04	195.64
LPF Fund Balance	6.84	1.11	4.56
Library Fees	0.18	0.18	0.18
Gifts & Bequests	0.12	0.12	0.12
Annual Misc	0.39	0.34	0.34
Total	193.37	198.78	200.84



Budget Uses by Type

SFPL Budgets by Use Type (In Millions)	FY26 Approved Budget	FY27 Proposed Budget	FY28 Proposed Budget
Labor	126.29	132.97	140.45
Collections	21.56	21.56	21.96
Svcs. Of Other Departments	16.57	17.82	17.80
Non-Personnel Svcs.	9.28	9.74	9.74
Capital	12.35	7.62	4.20
Materials & Supplies	3.62	3.67	3.62
Equipment	1.08	2.74	0.40
Debt Service	1.70	1.70	1.70
City Grant to CBOs	0.92	0.97	0.97
Reserves	0.00	0.00	0.00
Total	193.37	198.78	200.84

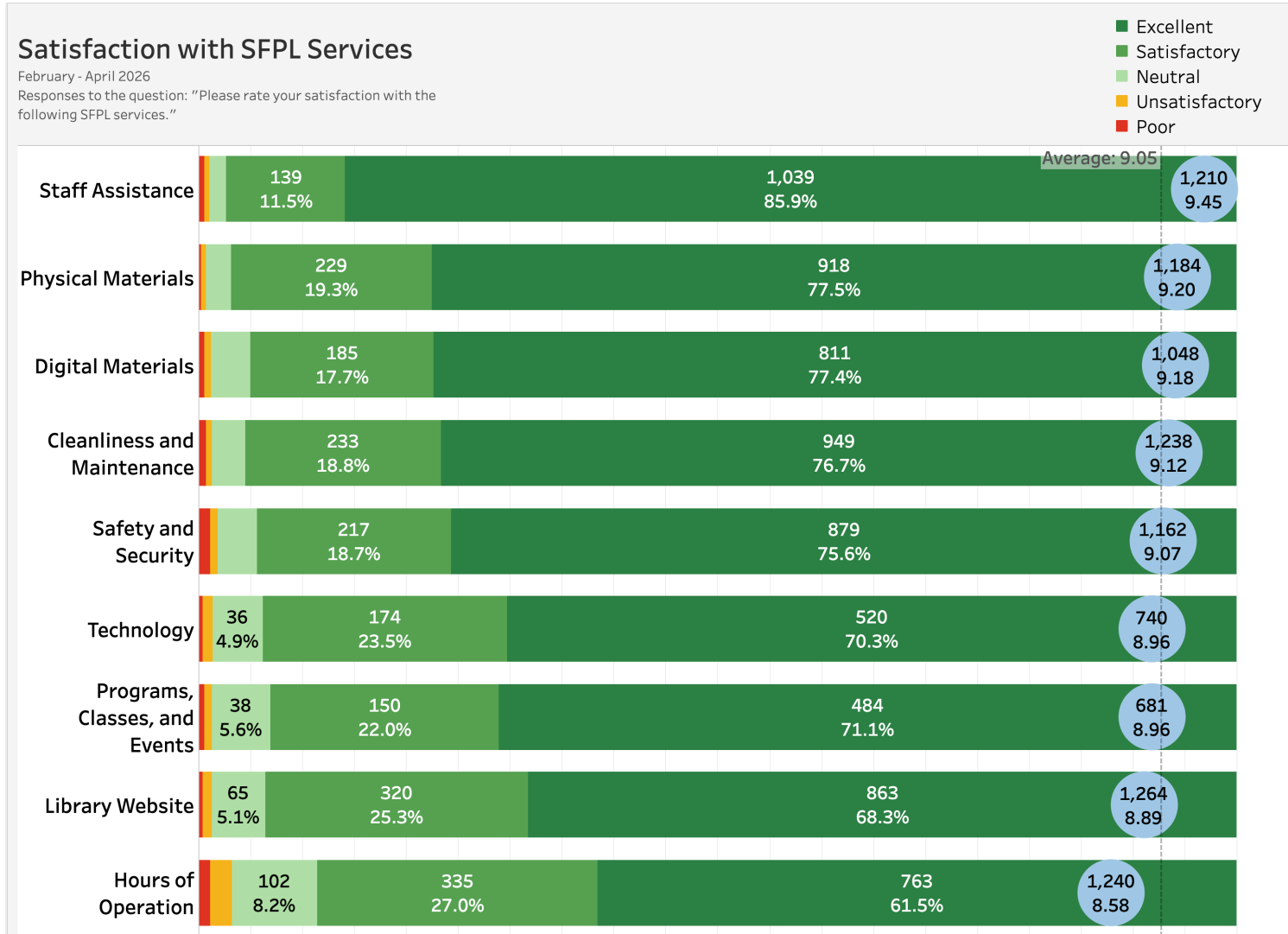
FY27 & 28 Proposed Budget by Type





Public Services Performance Measures Report

Patron Satisfaction Survey Rolling 3 Month Average Ratings: February – April 2026

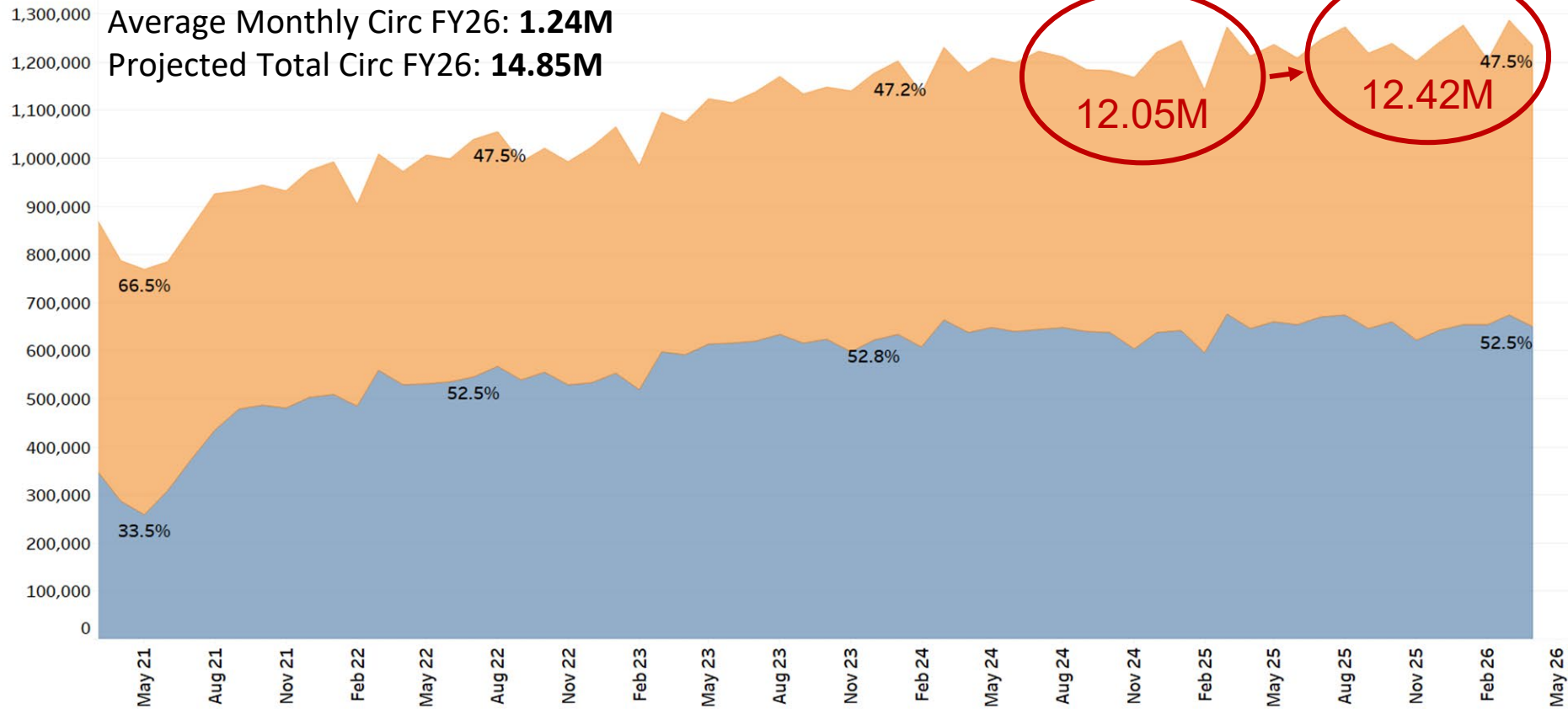




Public Services Performance Measures Report

Total Circulation Increased of 3% Year over Year FY26 Year to Date from FY25

SFPL Physical vs eMaterial Monthly Circulation



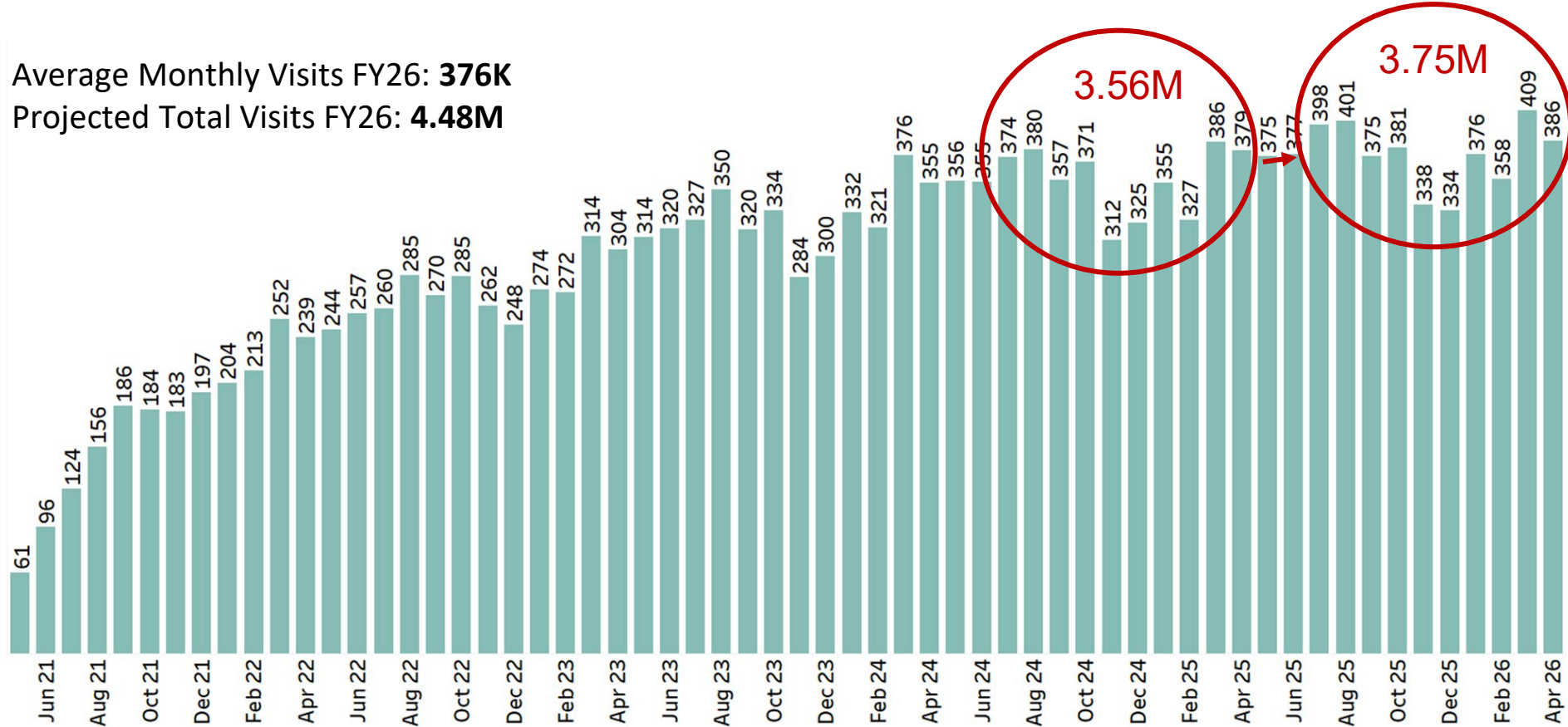


Public Services Performance Measures Report

Total Visits Increased 5.4% Year Over Year Fiscal Year 26 Year to Date

(dashboard visits value: thousands)

Average Monthly Visits FY26: **376K**
Projected Total Visits FY26: **4.48M**



3.56M

3.75M



Thank
you

