

BOARD of SUPERVISORS



City Hall
1 Dr. Carlton B. Goodlett Place, Room 244
San Francisco 94102-4689
Tel. No. 554-5184
Fax No. 554-5163
TDD/TTY No. 554-5227

MEMORANDUM

RULES COMMITTEE

SAN FRANCISCO BOARD OF SUPERVISORS

TO: Supervisor Hillary Ronen, Chair
Rules Committee

FROM: Victor Young, Assistant Clerk *Victor Young*

DATE: July 29, 2019

SUBJECT: **COMMITTEE REPORT, BOARD MEETING**
Tuesday, July 30, 2019

The following file should be presented as a **COMMITTEE REPORT** at the Board Meeting on Tuesday, July 30, 2019. This item was acted upon at the Rules Committee Meeting on Monday, July 29, 2019, at 10:00 a.m., by the votes indicated.

Item No. 54 File No. 190805

Reappointment, Entertainment Commission - Theodora Marie Caminong

Motion reappointing Theodora Marie Caminong, term ending July 1, 2023, to the Entertainment Commission.

RECOMMENDED AS A COMMITTEE REPORT

Vote: Supervisor Hillary Ronen - Excused
Supervisor Shamann Walton - Aye
Supervisor Gordon Mar - Aye
Supervisor Rafael Mandelman - Absent

c: Board of Supervisors
Angela Calvillo, Clerk of the Board
Alisa Somera, Legislative Deputy Director
Jon Givner, Deputy City Attorney

File No. 190805

Committee Item No. 6

Board Item No. _____

COMMITTEE/BOARD OF SUPERVISORS

AGENDA PACKET CONTENTS LIST

Committee: Rules Committee

Date July 29, 2019

Board of Supervisors Meeting

Date _____

Cmte Board

- | | | |
|-------------------------------------|-------------------------------------|--|
| <input type="checkbox"/> | <input checked="" type="checkbox"/> | Motion |
| <input type="checkbox"/> | <input type="checkbox"/> | Resolution |
| <input type="checkbox"/> | <input type="checkbox"/> | Ordinance |
| <input type="checkbox"/> | <input type="checkbox"/> | Legislative Digest |
| <input type="checkbox"/> | <input type="checkbox"/> | Budget and Legislative Analyst Report |
| <input type="checkbox"/> | <input type="checkbox"/> | Youth Commission Report |
| <input type="checkbox"/> | <input type="checkbox"/> | Introduction Form |
| <input checked="" type="checkbox"/> | <input checked="" type="checkbox"/> | Department/Agency Cover Letter and/or Report |
| <input type="checkbox"/> | <input type="checkbox"/> | Memorandum of Understanding (MOU) |
| <input type="checkbox"/> | <input type="checkbox"/> | Grant Information Form |
| <input type="checkbox"/> | <input type="checkbox"/> | Grant Budget |
| <input type="checkbox"/> | <input type="checkbox"/> | Subcontract Budget |
| <input type="checkbox"/> | <input type="checkbox"/> | Contract/Agreement |
| <input type="checkbox"/> | <input type="checkbox"/> | Form 126 - Ethics Commission |
| <input type="checkbox"/> | <input type="checkbox"/> | Award Letter |
| <input checked="" type="checkbox"/> | <input checked="" type="checkbox"/> | Application |
| <input checked="" type="checkbox"/> | <input checked="" type="checkbox"/> | Form 700 |
| <input checked="" type="checkbox"/> | <input checked="" type="checkbox"/> | Vacancy Notice |
| <input checked="" type="checkbox"/> | <input checked="" type="checkbox"/> | Information Sheet |
| <input type="checkbox"/> | <input checked="" type="checkbox"/> | Public Correspondence |

OTHER (Use back side if additional space is needed)

<input type="checkbox"/>	<input type="checkbox"/>	_____
<input type="checkbox"/>	<input type="checkbox"/>	_____
<input type="checkbox"/>	<input type="checkbox"/>	_____
<input type="checkbox"/>	<input type="checkbox"/>	_____
<input type="checkbox"/>	<input type="checkbox"/>	_____
<input type="checkbox"/>	<input type="checkbox"/>	_____
<input type="checkbox"/>	<input type="checkbox"/>	_____
<input type="checkbox"/>	<input type="checkbox"/>	_____
<input type="checkbox"/>	<input type="checkbox"/>	_____
<input type="checkbox"/>	<input type="checkbox"/>	_____

Completed by: Victor Young Date July 25, 2019

Completed by: Victor Young Date _____

1 [Reappointment, Entertainment Commission - Theodora Marie Caminong]

2

3 **Motion reappointing Theodora Marie Caminong, term ending July 1, 2023, to the**
4 **Entertainment Commission.**

5

6 MOVED, That the Board of Supervisors of the City and County of San Francisco does
7 hereby reappoint the hereinafter designated person to serve as a member of the
8 Entertainment Commission, pursuant to the provisions of Charter, Section 4.117, for the term
9 specified:

10 Theodora Marie Caminong, seat 1, succeeding herself, term expired July 1, 2019,
11 must represent the interests of City neighborhood associations or groups, for a four-year term
12 ending July 1, 2023.

13

14

15

16

17

18

19

20

21

22

23

24

25

Business and/or professional experience:

March 2015 - Present: City and County of San Francisco Entertainment Commission | Vice President and Commissioner Seat 1, Neighborhood Representative
October 2017 - Present: City and County of San Francisco Department of Children, Youth and Their Families | 9775 Senior Community Development Specialist II (Community Engagement and Communications Manager)
March 2017 - Present: SOMA Pilipinas | Advisor - Design and Innovation
August 2017 - September 2017: Filipino American Development Foundation | Consultant
March 2005 - September 2016: GLIDE Foundation | Head of Special Events, Civic and Social Innovation
November 2003 - January 2005: The Feather Place | EA to President
October 2001 - February 2003: Babilonia Wilner Foundation | Program and Outreach Lead

Please see attached document for detailed experience narrative.

Civic Activities:

I volunteer for a handful of local organizations and remain civically engaged through my work as a public servant and volunteering on a handful of campaigns and community events to ensure our communities have a voice and make an impact.

In FY2018-21019, I have engaged with the following community based organizations: GLIDE, Dream Corps, Samoan Community Development Center, Young Women's Freedom Center, YMCA, Boys and Girls Club of San Francisco, MO'MAGIC/Collective Impact, BMAGIC, Chinatown Community Development Center, Community Youth Center of San Francisco, United Playaz, MYEEP, Heat of the Kitchen, Youth Art Exchange, CASA, West Bay, YMCA, Our Kids First, New Door Ventures, ACT along with the following community outdoor event activations including Sunday Streets, Play Streets, Civic Center Commons Block Parties, UNDISCOVERED Creative Night Market and many other local community events.

Have you attended any meetings of the Board/Commission to which you wish appointment? Yes No

Appointments confirmed by the Board of Supervisors require an appearance before the Rules Committee. Once your application is received, the Rules Committee Clerk will contact you when a hearing is scheduled. (Please submit your application 10 days before the scheduled hearing.)

Date: June 29, 2019 Applicant's Signature: (required) Theodora Caminong
(Manually sign or type your complete name.
NOTE: By typing your complete name, you are hereby consenting to use of electronic signature.)

Please Note: Your application will be retained for one year. Once completed, this form, including all attachments, become public record.

FOR OFFICE USE ONLY:
Appointed to Seat #: _____ Term Expires: _____ Date Seat was Vacated: _____

Theodora Marie Caminong (Dori)

BOS Application for Boards, Commissions, Committees, & Task Forces | Application for Entertainment Commission, Seat 1

Business and/or Professional Experience:

- March 2015 - Present: City and County of San Francisco Entertainment Commission | Vice President and Commissioner Seat 1, Neighborhood Representative
- October 2017 - Present: City and County of San Francisco Department of Children, Youth and Their Families | 9775 Senior Community Development Specialist II (Community Engagement and Communications Manager)
- March 2017 - Present: SOMA Pilipinas | Advisor - Design and Innovation
- August 2017 - September 2017: Filipino American Development Foundation | Consultant
- March 2005 - September 2016: GLIDE Foundation | Head of Special Events, Civic and Social Innovation
- November 2003 - January 2005: The Feather Place | EA to President
- October 2001 - February 2003: Babilonia Wilner Foundation | Program and Outreach Lead

Narrative:

I currently serve as Vice-President of the San Francisco Entertainment Commission as the board-appointed neighborhood representative in Seat 1 (appointed in March 2015, and reappointed again in July 2015). During my tenure on the Commission, I had the pleasure of serving under the Commission's leadership from former Executive Director Jocelyn Kane to current Executive Director Maggie Weiland. I served on the Residential Development Review Committee which implemented a new program mandated by the Compatibility and Protection for Residential Uses and Places of Entertainment legislation approved by the Board of Supervisors in May 2015. I have witnessed the growth of City's Outdoor Events portfolio through the efforts of our staff to create more streamlined, collaborative and supportive processes for event producers through the creation of the SF Outdoor Event Planning and Permitting Guide and Permit Fee Estimator tool. In my four years of service, I have witnessed our venues - both established and emerging businesses - under attack as increased rents and the cost of doing business in our City rises. Our beloved venues are facing displacement and closure. We as a Commission have been working closely with our Mayor, Board of Supervisors and fellow city departments to protect and support the local nightlife and entertainment industry of our City because we believe these institutions are part of the cultural fabric of our neighborhoods that is both the heartbeat and soul of San Francisco.

I also have the pleasure of working at the SF Department of Children, Youth and Their Families (DCYF) as a 9775 Senior Community Development Specialist II as I lead and manage our community engagement and communications strategies. DCYF administers our City's powerful investments in children, youth, transitional age youth, and their families through the Children and Youth Fund. With a deep commitment to advancing equity and healing trauma, our agency brings together government agencies, schools, and community-based organizations to strengthen our communities to lead full lives of opportunity and happiness. Our current grantmaking portfolio provides \$106,000,00 in funding across 445 programs from 177 agencies at community-based and school-based locations across the City in nine key service areas including Out of School Time; Youth Workforce Development; Enrichment, Leadership and Skill Building; Justice Services; Family Empowerment; Educational Supports; Emotional Well-Being; Mentorship and Technical Assistance and Capacity Building. In my position, I interface with critical stakeholders from our City's community based organizations (from staff to program participants), city departments and school district partners, elected officials to the general public. I provide staffing at community-focused events, informational resource fairs and other gatherings to promote awareness of and access to the services

Theodora Marie Caminong (Dori)

BOS Application for Boards, Commissions, Committees, & Task Forces | Application for Entertainment Commission, Seat 1

provided through DCYF and the City more broadly in order to support the well-being of the City's children, youth and their families with a special focus targeting priority populations in low-income neighborhoods and disadvantaged communities. My team hosts events and engagements throughout the City to ensure youth and families are connected to resources, celebrated for their leadership and contributions to the City and provided the opportunity to give input around their experiences to identify funding priorities and direct service needs. We produce the annual Summer Resource Fair and 13 smaller summer resource fair pop-ups; the annual Youth Advocacy Day; the We Are the City family appreciation summer series across the city; and will be hosting 12 listening sessions across San Francisco. I work closely with the Children, Youth and Their Families Oversight and Advisory Committee along with the Service Provider Work Group.

I currently serve as an Advisor - Design and Innovation of SOMA Pilipinas, a proactive initiative effort to protect communities, preserve culture, heritage and cultural assets of the Filipino community in the South of Market. In 2016, SOMA Pilipinas was officially recognized as the Filipino Cultural Heritage District by the City and County of San Francisco. In 2017, it received recognition by the State of California as 1 of 14 Cultural Districts by the California Arts Council. In 2017, I worked as a Consultant for the Filipino American Development Foundation (FADF) to conduct a Community Based Organization (CBO) Needs Assessment to identify strategies to better support and sustain organizations who serve the Filipino American populations in the South of Market that are critical to the well-being of the community. The portfolio of SOMA Pilipinas organizations (18 identified CBOs) serve youth, immigrants, workers, and seniors with a range of services including education, affordable housing, job placement, arts, culture and immigrant rights. During this time, I also worked on the SOMA Pilipinas brand campaign with a focus on strategy, identity and messaging with Another Wise Co.

From 2005 - 2016, I worked in fundraising, communications and special events at the GLIDE Foundation, one of the largest human service agencies based in the Tenderloin district providing free meals, wraparound services, shelter and access to supportive housing, HIV/Hep C and harm reduction services to City's most vulnerable residents. Under the leadership of the GLIDE Co-Founders Janice Mirikitani and Rev. Cecil Williams, I managed the special events portfolio which included the Power Lunch Auction with Warren Buffett, GLIDE Annual Legacy Gala and the GLIDE Annual Holiday Jam for various special fundraising events. Lead the event team in the design, curation and production of unique event experiences to create meaningful community engagement driving fundraising, volunteerism and new audience development. I co-founded and served as the staff lead for the young professionals advisory group comprised of social entrepreneurs and philanthropists who strived to engage new audiences to broaden and deepen community involvement. I directed and/or oversaw the integration of GLIDE's brand into the organization's communications, public presence and internal connections. I oversaw brand development in digital properties, print communications and direct mail campaigns, marketing collateral, merchandise and holiday advertising campaigns along with oversight of GLIDE's community engagement with our partners.

COVER PAGE

A PUBLIC DOCUMENT

Please type or print in ink.

NAME OF FILER (LAST) (FIRST) (MIDDLE)
CAMINONG THEODORA (DORI) MARIE

1. Office, Agency, or Court

Agency Name (Do not use acronyms)
CITY AND COUNTY OF SAN FRANCISCO
Division, Board, Department, District, if applicable Your Position
SAN FRANCISCO ENTERTAINMENT COMMISSION VICE PRESIDENT AND COMMISSIONER (SEAT 1, NEIGHBORHOOD REPRESENTATIVE)

► If filing for multiple positions, list below or on an attachment. (Do not use acronyms)

Agency: _____ Position: _____

2. Jurisdiction of Office (Check at least one box)

State Judge or Court Commissioner (Statewide Jurisdiction)
 Multi-County _____ County of SAN FRANCISCO
 City of SAN FRANCISCO Other _____

3. Type of Statement (Check at least one box)

Annual: The period covered is January 1, 2018, through December 31, 2018. Leaving Office: Date Left ____/____/_____
-or- (Check one circle.)
The period covered is ____/____/_____, through The period covered is January 1, 2018, through the date of leaving office.
 Assuming Office: Date assumed ____/____/_____. -or- The period covered is ____/____/_____, through the date of leaving office.
 Candidate: Date of Election _____ and office sought, if different than Part 1: _____

4. Schedule Summary (must complete) ► Total number of pages including this cover page: _____

Schedules attached

Schedule A-1 - Investments - schedule attached Schedule C - Income, Loans, & Business Positions - schedule attached
 Schedule A-2 - Investments - schedule attached Schedule D - Income - Gifts - schedule attached
 Schedule B - Real Property - schedule attached Schedule E - Income - Gifts - Travel Payments - schedule attached

-or- None - No reportable interests on any schedule

5. Verification

MAILING ADDRESS STREET CITY STATE ZIP CODE

PLACE SAN FRA

I have used all reasonable diligence in preparing this statement. I have reviewed this statement and to the best of my knowledge the information contained herein and in any attached schedules is true and complete. I acknowledge this is a public document.

I certify under penalty of perjury under the laws of the State of California that the foregoing is true and correct.

Date Signed 7/2/2019
(month, day, year)

Signature Theodora Caminong
(File the originally signed paper statement with your filing official.)

Clear Page

Print

SCHEDULE A-1

Investments

Stocks, Bonds, and Other Interests

(Ownership Interest is Less Than 10%)

Investments must be itemized.

Do not attach brokerage or financial statements.

CALIFORNIA FORM 700 FAIR POLITICAL PRACTICES COMMISSION Name _____

▶ NAME OF BUSINESS ENTITY _____

GENERAL DESCRIPTION OF THIS BUSINESS _____

FAIR MARKET VALUE
 \$2,000 - \$10,000 \$10,001 - \$100,000
 \$100,001 - \$1,000,000 Over \$1,000,000

NATURE OF INVESTMENT
 Stock Other _____ (Describe)
 Partnership Income Received of \$0 - \$499
 Income Received of \$500 or More (Report on Schedule C)

IF APPLICABLE, LIST DATE:
____/____/18 ____/____/18
ACQUIRED DISPOSED

▶ NAME OF BUSINESS ENTITY _____

GENERAL DESCRIPTION OF THIS BUSINESS _____

FAIR MARKET VALUE
 \$2,000 - \$10,000 \$10,001 - \$100,000
 \$100,001 - \$1,000,000 Over \$1,000,000

NATURE OF INVESTMENT
 Stock Other _____ (Describe)
 Partnership Income Received of \$0 - \$499
 Income Received of \$500 or More (Report on Schedule C)

IF APPLICABLE, LIST DATE:
____/____/18 ____/____/18
ACQUIRED DISPOSED

▶ NAME OF BUSINESS ENTITY _____

GENERAL DESCRIPTION OF THIS BUSINESS _____

FAIR MARKET VALUE
 \$2,000 - \$10,000 \$10,001 - \$100,000
 \$100,001 - \$1,000,000 Over \$1,000,000

NATURE OF INVESTMENT
 Stock Other _____ (Describe)
 Partnership Income Received of \$0 - \$499
 Income Received of \$500 or More (Report on Schedule C)

IF APPLICABLE, LIST DATE:
____/____/18 ____/____/18
ACQUIRED DISPOSED

▶ NAME OF BUSINESS ENTITY _____

GENERAL DESCRIPTION OF THIS BUSINESS _____

FAIR MARKET VALUE
 \$2,000 - \$10,000 \$10,001 - \$100,000
 \$100,001 - \$1,000,000 Over \$1,000,000

NATURE OF INVESTMENT
 Stock Other _____ (Describe)
 Partnership Income Received of \$0 - \$499
 Income Received of \$500 or More (Report on Schedule C)

IF APPLICABLE, LIST DATE:
____/____/18 ____/____/18
ACQUIRED DISPOSED

▶ NAME OF BUSINESS ENTITY _____

GENERAL DESCRIPTION OF THIS BUSINESS _____

FAIR MARKET VALUE
 \$2,000 - \$10,000 \$10,001 - \$100,000
 \$100,001 - \$1,000,000 Over \$1,000,000

NATURE OF INVESTMENT
 Stock Other _____ (Describe)
 Partnership Income Received of \$0 - \$499
 Income Received of \$500 or More (Report on Schedule C)

IF APPLICABLE, LIST DATE:
____/____/18 ____/____/18
ACQUIRED DISPOSED

▶ NAME OF BUSINESS ENTITY _____

GENERAL DESCRIPTION OF THIS BUSINESS _____

FAIR MARKET VALUE
 \$2,000 - \$10,000 \$10,001 - \$100,000
 \$100,001 - \$1,000,000 Over \$1,000,000

NATURE OF INVESTMENT
 Stock Other _____ (Describe)
 Partnership Income Received of \$0 - \$499
 Income Received of \$500 or More (Report on Schedule C)

IF APPLICABLE, LIST DATE:
____/____/18 ____/____/18
ACQUIRED DISPOSED

Comments: _____

Clear Page

Print

SCHEDULE A-2
Investments, Income, and Assets
of Business Entities/Trusts
(Ownership Interest is 10% or Greater)

CALIFORNIA FORM 700
FAIR POLITICAL PRACTICES COMMISSION

Name _____

▶ 1. BUSINESS ENTITY OR TRUST

Name _____

Address (Business Address Acceptable) _____

Check one
 Trust, go to 2 Business Entity, complete the box, then go to 2

GENERAL DESCRIPTION OF THIS BUSINESS

FAIR MARKET VALUE IF APPLICABLE, LIST DATE:

\$0 - \$1,999 _____/_____/18 _____/_____/18

\$2,000 - \$10,000 _____/_____/18 _____/_____/18

\$10,001 - \$100,000 _____/_____/18 _____/_____/18

\$100,001 - \$1,000,000 _____/_____/18 _____/_____/18

Over \$1,000,000 _____/_____/18 _____/_____/18

NATURE OF INVESTMENT
 Partnership Sole Proprietorship _____ Other

YOUR BUSINESS POSITION _____

▶ 2. IDENTIFY THE GROSS INCOME RECEIVED (INCLUDE YOUR PRO RATA SHARE OF THE GROSS INCOME TO THE ENTITY/TRUST)

\$0 - \$499 \$10,001 - \$100,000

\$500 - \$1,000 OVER \$100,000

\$1,001 - \$10,000

▶ 3. LIST THE NAME OF EACH REPORTABLE SINGLE SOURCE OF INCOME OF \$10,000 OR MORE (Attach a separate sheet if necessary.)

None or Names listed below

▶ 4. INVESTMENTS AND INTERESTS IN REAL PROPERTY HELD OR LEASED BY THE BUSINESS ENTITY OR TRUST

Check one box:
 INVESTMENT REAL PROPERTY

Name of Business Entity, if Investment, or Assessor's Parcel Number or Street Address of Real Property _____

Description of Business Activity or City or Other Precise Location of Real Property _____

FAIR MARKET VALUE IF APPLICABLE, LIST DATE:

\$2,000 - \$10,000 _____/_____/18 _____/_____/18

\$10,001 - \$100,000 _____/_____/18 _____/_____/18

\$100,001 - \$1,000,000 _____/_____/18 _____/_____/18

Over \$1,000,000 _____/_____/18 _____/_____/18

NATURE OF INTEREST
 Property Ownership/Deed of Trust Stock Partnership

Leasehold _____ Yrs. remaining Other _____

Check box if additional schedules reporting investments or real property are attached

▶ 1. BUSINESS ENTITY OR TRUST

Name _____

Address (Business Address Acceptable) _____

Check one
 Trust, go to 2 Business Entity, complete the box, then go to 2

GENERAL DESCRIPTION OF THIS BUSINESS

FAIR MARKET VALUE IF APPLICABLE, LIST DATE:

\$0 - \$1,999 _____/_____/18 _____/_____/18

\$2,000 - \$10,000 _____/_____/18 _____/_____/18

\$10,001 - \$100,000 _____/_____/18 _____/_____/18

\$100,001 - \$1,000,000 _____/_____/18 _____/_____/18

Over \$1,000,000 _____/_____/18 _____/_____/18

NATURE OF INVESTMENT
 Partnership Sole Proprietorship _____ Other

YOUR BUSINESS POSITION _____

▶ 2. IDENTIFY THE GROSS INCOME RECEIVED (INCLUDE YOUR PRO RATA SHARE OF THE GROSS INCOME TO THE ENTITY/TRUST)

\$0 - \$499 \$10,001 - \$100,000

\$500 - \$1,000 OVER \$100,000

\$1,001 - \$10,000

▶ 3. LIST THE NAME OF EACH REPORTABLE SINGLE SOURCE OF INCOME OF \$10,000 OR MORE (Attach a separate sheet if necessary.)

None or Names listed below

▶ 4. INVESTMENTS AND INTERESTS IN REAL PROPERTY HELD OR LEASED BY THE BUSINESS ENTITY OR TRUST

Check one box:
 INVESTMENT REAL PROPERTY

Name of Business Entity, if Investment, or Assessor's Parcel Number or Street Address of Real Property _____

Description of Business Activity or City or Other Precise Location of Real Property _____

FAIR MARKET VALUE IF APPLICABLE, LIST DATE:

\$2,000 - \$10,000 _____/_____/18 _____/_____/18

\$10,001 - \$100,000 _____/_____/18 _____/_____/18

\$100,001 - \$1,000,000 _____/_____/18 _____/_____/18

Over \$1,000,000 _____/_____/18 _____/_____/18

NATURE OF INTEREST
 Property Ownership/Deed of Trust Stock Partnership

Leasehold _____ Yrs. remaining Other _____

Check box if additional schedules reporting investments or real property are attached

Comments: _____

Clear Page

Print

SCHEDULE B
Interests in Real Property
 (Including Rental Income)

Name _____

▶ ASSESSOR'S PARCEL NUMBER OR STREET ADDRESS _____

CITY _____

FAIR MARKET VALUE
 \$2,000 - \$10,000
 \$10,001 - \$100,000
 \$100,001 - \$1,000,000
 Over \$1,000,000

IF APPLICABLE, LIST DATE: _____ / ____ / **18** _____ / ____ / **18**
 ACQUIRED DISPOSED

NATURE OF INTEREST
 Ownership/Deed of Trust Easement
 Leasehold _____ Yrs. remaining _____ Other

IF RENTAL PROPERTY, GROSS INCOME RECEIVED
 \$0 - \$499 \$500 - \$1,000 \$1,001 - \$10,000
 \$10,001 - \$100,000 OVER \$100,000

SOURCES OF RENTAL INCOME: If you own a 10% or greater interest, list the name of each tenant that is a single source of income of \$10,000 or more.
 None

▶ ASSESSOR'S PARCEL NUMBER OR STREET ADDRESS _____

CITY _____

FAIR MARKET VALUE
 \$2,000 - \$10,000
 \$10,001 - \$100,000
 \$100,001 - \$1,000,000
 Over \$1,000,000

IF APPLICABLE, LIST DATE: _____ / ____ / **18** _____ / ____ / **18**
 ACQUIRED DISPOSED

NATURE OF INTEREST
 Ownership/Deed of Trust Easement
 Leasehold _____ Yrs. remaining _____ Other

IF RENTAL PROPERTY, GROSS INCOME RECEIVED
 \$0 - \$499 \$500 - \$1,000 \$1,001 - \$10,000
 \$10,001 - \$100,000 OVER \$100,000

SOURCES OF RENTAL INCOME: If you own a 10% or greater interest, list the name of each tenant that is a single source of income of \$10,000 or more.
 None

* You are not required to report loans from a commercial lending institution made in the lender's regular course of business on terms available to members of the public without regard to your official status. Personal loans and loans received not in a lender's regular course of business must be disclosed as follows:

NAME OF LENDER* _____

ADDRESS (*Business Address Acceptable*) _____

BUSINESS ACTIVITY, IF ANY, OF LENDER _____

INTEREST RATE _____ % None TERM (Months/Years) _____

HIGHEST BALANCE DURING REPORTING PERIOD
 \$500 - \$1,000 \$1,001 - \$10,000
 \$10,001 - \$100,000 OVER \$100,000
 Guarantor, if applicable _____

NAME OF LENDER* _____

ADDRESS (*Business Address Acceptable*) _____

BUSINESS ACTIVITY, IF ANY, OF LENDER _____

INTEREST RATE _____ % None TERM (Months/Years) _____

HIGHEST BALANCE DURING REPORTING PERIOD
 \$500 - \$1,000 \$1,001 - \$10,000
 \$10,001 - \$100,000 OVER \$100,000
 Guarantor, if applicable _____

Comments: _____

Clear Page

Print

SCHEDULE C

Income, Loans, & Business Positions

(Other than Gifts and Travel Payments)

CALIFORNIA FORM 700
FAIR POLITICAL PRACTICES COMMISSION
Name _____

▶ **1. INCOME RECEIVED**

NAME OF SOURCE OF INCOME
CITY AND COUNTY OF SAN FRANCISCO ENTERTAINMENT COMMISSION

ADDRESS (Business Address Acceptable)
CITY HALL ROOM 12, 1 DR. CARLTON B. GOODLETT PLACE, SF, CA 94102

BUSINESS ACTIVITY, IF ANY, OF SOURCE
GOVERNMENT

YOUR BUSINESS POSITION
VICE PRESIDENT AND COMMISSIONER (SEAT 1)

GROSS INCOME RECEIVED No Income - Business Position Only

\$500 - \$1,000 \$1,001 - \$10,000

\$10,001 - \$100,000 OVER \$100,000

CONSIDERATION FOR WHICH INCOME WAS RECEIVED

Salary Spouse's or registered domestic partner's income (For self-employed use Schedule A-2.)

Partnership (Less than 10% ownership. For 10% or greater use Schedule A-2.)

Sale of _____ (Real property, car, boat, etc.)

Loan repayment

Commission or Rental Income, list each source of \$10,000 or more _____ (Describe)

Other _____ (Describe)

▶ **1. INCOME RECEIVED**

NAME OF SOURCE OF INCOME
CITY AND COUNTY OF SAN FRANCISCO DEPARTMENT OF CHILDREN YOUTH AND THEIR FAMILIES (DCYF)

ADDRESS (Business Address Acceptable)
1390 MARKET STREET, SUITE 900, SF, CA 94012

BUSINESS ACTIVITY, IF ANY, OF SOURCE
GOVERNMENT

YOUR BUSINESS POSITION
9975 SENIOR COMMUNITY DEVELOPMENT SPECIALIST II (TITLE: COMMUNITY ENGAGEMENT AND COMMUNICATIONS MANAGER)

GROSS INCOME RECEIVED No Income - Business Position Only

\$500 - \$1,000 \$1,001 - \$10,000

\$10,001 - \$100,000 OVER \$100,000

CONSIDERATION FOR WHICH INCOME WAS RECEIVED

Salary Spouse's or registered domestic partner's income (For self-employed use Schedule A-2.)

Partnership (Less than 10% ownership. For 10% or greater use Schedule A-2.)

Sale of _____ (Real property, car, boat, etc.)

Loan repayment

Commission or Rental Income, list each source of \$10,000 or more _____ (Describe)

Other _____ (Describe)

▶ **2. LOANS RECEIVED OR OUTSTANDING DURING THE REPORTING PERIOD**

* You are not required to report loans from a commercial lending institution, or any indebtedness created as part of a retail installment or credit card transaction, made in the lender's regular course of business on terms available to members of the public without regard to your official status. Personal loans and loans received not in a lender's regular course of business must be disclosed as follows:

NAME OF LENDER* _____

ADDRESS (Business Address Acceptable) _____

BUSINESS ACTIVITY, IF ANY, OF LENDER _____

HIGHEST BALANCE DURING REPORTING PERIOD

\$500 - \$1,000

\$1,001 - \$10,000

\$10,001 - \$100,000

OVER \$100,000

INTEREST RATE _____% None

TERM (Months/Years) _____

SECURITY FOR LOAN

None Personal residence

Real Property _____
Street address _____
City _____

Guarantor _____

Other _____ (Describe)

Comments: _____

SCHEDULE D
Income – Gifts

Name _____

▶ NAME OF SOURCE *(Not an Acronym)*
 CALIFORNIA ACADEMY OF SCIENCES

ADDRESS *(Business Address Acceptable)*
 55 MUSIC CONCOURSE DRIVE, SF, CA 94118

BUSINESS ACTIVITY, IF ANY, OF SOURCE

DATE (mm/dd/yy)	VALUE	DESCRIPTION OF GIFT(S)
05 / 10 / 2018	40	GALA TICKET
____ / ____ / ____	\$ _____	_____
____ / ____ / ____	\$ _____	_____

▶ NAME OF SOURCE *(Not an Acronym)*
 DREAM CORPS

ADDRESS *(Business Address Acceptable)*
 436 14TH STREET, SUITE 920, OAKLAND, CA 94612

BUSINESS ACTIVITY, IF ANY, OF SOURCE

DATE (mm/dd/yy)	VALUE	DESCRIPTION OF GIFT(S)
09 / 20 / 2018	40	GALA TICKET
____ / ____ / ____	\$ _____	_____
____ / ____ / ____	\$ _____	_____

▶ NAME OF SOURCE *(Not an Acronym)*
 BOARD OF TRUSTEES OF THE GLIDE FOUNDATION

ADDRESS *(Business Address Acceptable)*
 330 ELLIS STREET, SF, CA 94102

BUSINESS ACTIVITY, IF ANY, OF SOURCE

DATE (mm/dd/yy)	VALUE	DESCRIPTION OF GIFT(S)
6 / 1 / 2018	40.00	PARTY TICKET
8 / 4 / 2018	80.00	2 GALA TICKETS
11 / 28 / 2018	40.00	GALA TICKET
____ / ____ / ____	\$ _____	_____

▶ NAME OF SOURCE *(Not an Acronym)*
 THE GUARDSMAN

ADDRESS *(Business Address Acceptable)*
 PO BOX 29250, SAN FRANCISCO, CA 94129

BUSINESS ACTIVITY, IF ANY, OF SOURCE

DATE (mm/dd/yy)	VALUE	DESCRIPTION OF GIFT(S)
2 / 8 / 2018	40.00	GALA TICKET
____ / ____ / ____	\$ _____	_____
____ / ____ / ____	\$ _____	_____

▶ NAME OF SOURCE *(Not an Acronym)*

ADDRESS *(Business Address Acceptable)*

BUSINESS ACTIVITY, IF ANY, OF SOURCE

DATE (mm/dd/yy)	VALUE	DESCRIPTION OF GIFT(S)
____ / ____ / ____	\$ _____	_____
____ / ____ / ____	\$ _____	_____
____ / ____ / ____	\$ _____	_____

▶ NAME OF SOURCE *(Not an Acronym)*

ADDRESS *(Business Address Acceptable)*

BUSINESS ACTIVITY, IF ANY, OF SOURCE

DATE (mm/dd/yy)	VALUE	DESCRIPTION OF GIFT(S)
____ / ____ / ____	\$ _____	_____
____ / ____ / ____	\$ _____	_____
____ / ____ / ____	\$ _____	_____

Comments: _____

SCHEDULE E
Income – Gifts
Travel Payments, Advances,
and Reimbursements

- Mark either the gift or income box.
- Mark the “501(c)(3)” box for a travel payment received from a nonprofit 501(c)(3) organization or the “Speech” box if you made a speech or participated in a panel. Per Government Code Section 89506, these payments may not be subject to the gift limit. However, they may result in a disqualifying conflict of interest.
- For gifts of travel, provide the travel destination.

▶ NAME OF SOURCE *(Not an Acronym)*

 ADDRESS *(Business Address Acceptable)*

 CITY AND STATE

501 (c)(3) or DESCRIBE BUSINESS ACTIVITY, IF ANY, OF SOURCE

 DATE(S): ____/____/____ - ____/____/____ AMT: \$_____
(If gift)

▶ MUST CHECK ONE: Gift **-or-** Income

Made a Speech/Participated in a Panel

Other - Provide Description _____

▶ If Gift, Provide Travel Destination _____

▶ NAME OF SOURCE *(Not an Acronym)*

 ADDRESS *(Business Address Acceptable)*

 CITY AND STATE

501 (c)(3) or DESCRIBE BUSINESS ACTIVITY, IF ANY, OF SOURCE

 DATE(S): ____/____/____ - ____/____/____ AMT: \$_____
(If gift)

▶ MUST CHECK ONE: Gift **-or-** Income

Made a Speech/Participated in a Panel

Other - Provide Description _____

▶ If Gift, Provide Travel Destination _____

▶ NAME OF SOURCE *(Not an Acronym)*

 ADDRESS *(Business Address Acceptable)*

 CITY AND STATE

501 (c)(3) or DESCRIBE BUSINESS ACTIVITY, IF ANY, OF SOURCE

 DATE(S): ____/____/____ - ____/____/____ AMT: \$_____
(If gift)

▶ MUST CHECK ONE: Gift **-or-** Income

Made a Speech/Participated in a Panel

Other - Provide Description _____

▶ If Gift, Provide Travel Destination _____

▶ NAME OF SOURCE *(Not an Acronym)*

 ADDRESS *(Business Address Acceptable)*

 CITY AND STATE

501 (c)(3) or DESCRIBE BUSINESS ACTIVITY, IF ANY, OF SOURCE

 DATE(S): ____/____/____ - ____/____/____ AMT: \$_____
(If gift)

▶ MUST CHECK ONE: Gift **-or-** Income

Made a Speech/Participated in a Panel

Other - Provide Description _____

▶ If Gift, Provide Travel Destination _____

Comments: _____

Clear Page

Print



July 25, 2019

San Francisco Board of Supervisors
1 Dr. Carlton B. Goodlett Place #244
San Francisco, CA. 94102

**RE: Reappointment of Commissioner Dori Caminong
San Francisco Entertainment Commission**

Dear President Yee and Members of the Board of Supervisors:

It is with great pleasure that I write this letter of support for Ms. Dori Caminong's reappointment for the San Francisco Entertainment Commission's Seat 1.

I had the chance to work with Ms. Caminong in 2017 when she conducted the South of Market Community Needs Assessment under the Filipino American Development Foundation. Ms. Caminong demonstrated her passion in the preservation of the SoMa Pilipinas community.

During the 2017 Mayor's Filipino American History Month Celebration, Ms. Caminong, was instrumental in organizing the Congressional Gold Medal Ceremony during the event. Filipino World War II Veteran residents of the city received a bronze replica of the Congressional Gold Medal – the highest honor bestowed by the United States Congress to individuals and groups for their exceptional contribution to history and culture of our country. Recipients of the medal could not express enough their appreciation for the momentous occasion.

Ms. Caminong continues to volunteer her time and supports our efforts in ensuring that the residents thrive in SoMa Pilipinas.

I strongly recommend that you consider Ms. Caminong's re-appointment to the San Francisco Entertainment Commission.

Yours very truly,

Luisa M. Antonio

July 29, 2019

City and County of San Francisco Board of Supervisors Rules Committee
c/o Supervisors Hillary Ronen, Shamann Walton, Gordon Mar and Sandra Lee Fewer
City Hall, 1 Dr. Carlton B. Goodlett Place, Room 244
San Francisco 94102-4689

Dear Supervisor Ronen, Supervisor Walton, Supervisor Mar and Supervisor Fewer,

I am writing to express my full support of Theodora (Dori) Caminong in her re-application for the neighborhood representative seat of the San Francisco Entertainment Commission.

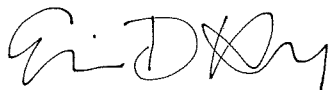
Throughout the over ten years that I have known Dori, I have personally witnessed her enduring commitment to San Francisco's diverse communities through her work with the SF Department of Children, Youth and Their Families, SOMA Pilipinas, and GLIDE. Dori is fully committed to empowering the voices, perspectives, and experiences of San Francisco's most vulnerable residents. Through her bold and beautifully human approach, Dori designs thoughtful experiences for people from all walks of life to come together and create social change.

During her tenure as a member of the SF Entertainment Commission, she has been a strong advocate in the promotion and protection of our City's nightlife and entertainment culture. She is a compassionate leader who listens to varying perspectives and understands the complexities of balancing the needs of neighbors to enjoy quiet and safe streets with the importance and value of having a thriving city nightlife. She is unafraid to engage in hard conversations and is dedicated to creating meaningful solutions. She ensures that all perspectives are considered and valued, while addressing opposing views with compassion and clarity.

Dori excels in complex situations, utilizing her wealth of intellectual and creative resources to develop innovative and consequential resolutions. Dori cares deeply about protecting and uplifting marginalized communities, and understands the essential role that art, entertainment, and nightlife play in supporting our communities, introducing us to new things, and bringing us together. Dori works diligently to ensure that San Francisco's nightlife offers a safe and inspiring venue to foster creativity, support decompression, and encourage connection.


I highly recommend Dori Caminong for your consideration. I have no doubt that Dori will serve the citizens of San Francisco with great passion and integrity as an Entertainment Commissioner.

Thank you,



Erin D. Haney
Attorney
Resident of Potrero Hill

CC: Victor Young, Assistant Clerk



San Francisco Foundation

One Embarcadero Center, Suite 1400 | San Francisco, CA 94111 | T: (415) 733-8500 | F: (415) 477-2783 | sff.org

July 29, 2019

City and County of San Francisco Board of Supervisors Rules Committee
c/o Supervisors Hillary Ronen, Shamann Walton, Gordon Mar, and Sandra Lee Fewer
City Hall 1 Dr. Carlton B. Goodlett Place, Room 244
San Francisco 94102-4689

Dear Supervisor Ronen, Supervisor Walton, Supervisor Mar and Supervisor Fewer:

I am honored to write each of you in support of Dori Caminong's reappointment to the San Francisco Entertainment Commission. She currently serves as the Commission's Vice President and holds Seats 1 as the neighborhood representative since her original appointment in 2015.


Through her voice and influence, Dori is firmly committed to stand in solidarity with the communities she serves. She is a seasoned community advocate with an established track record in communications, fundraising, storytelling and digital strategy with a deep commitment to excellence and the curation of meaningful experiences. Her years of experience solving problems at nonprofit organizations have taught her to lead, inspire and be extremely creative under pressure. I've witnessed her work adeptly with community leaders, sector influencers, policy makers and donors. And more importantly, I've witnessed her careful and compassionate approach as she works with community members from poor and vulnerable populations.

Dori deeply understands the value of meeting people where they are at. She has worked tirelessly and passionately to bridge many unfortunate divides that cut across cultural, socio-economic, racial, gender, and many more differences in our society and community. As a strong and intelligent woman of color, fierce advocate for her community, and consummate professional steeped in experience as a community leader. I believe she continues to help bridge these divides as a Neighborhood Representative for the San Francisco Entertainment Commission.

I highly recommend Dori's reappointment to the San Francisco Entertainment Commission and ask each of you to join me in supporting her leadership.


If you have any questions or require additional information, please contact me.

Sincerely,



Fred Blackwell
Chief Executive Officer

cc: Victor Young, Assistant Clerk



July 29, 2019

City and County of San Francisco Board of Supervisors Rules Committee
c/o Supervisors Hillary Ronen, Shamann Walton, Gordon Mar, and Sandra Lee Fewer
City Hall, 1 Dr. Carlton B. Goodlett Place, Room 244
San Francisco, CA 94102-4689

Dear Supervisor Ronen, Supervisor Walton, Supervisor Mar and Supervisor Fewer:

It is our honor to provide this letter of recommendation for Theodora Marie (Dori) Caminong for her reappointment to the SF Entertainment Commission (Seat 1, Neighborhood Representative). From 2005 – 2016, Ms. Caminong had been employed with GLIDE and is a beloved member of the GLIDE family.


During her tenure, she has served as a creative and critical force in GLIDE's mission, programs, and culture. With great cultural sensitivity and commitment to San Francisco's most vulnerable, she embodies our values of unconditional love, radical acceptance and beloved community. Her professional approach deeply embraces GLIDE's mission of enabling poor and disenfranchised to making meaningful changes in their lives as they struggle to break the cycle of poverty, hunger, violence and addiction.

We have proudly witnessed the growth of her leadership and understanding of our shared humanity. With creativity, courage and deep curiosity, she pushes the boundaries of her own comfort zones and embraces the complexities and contradictions of varied situations and human conditions to help people in need. She is responsible, vigilant and in fact, most eager to meet the needs of those we serve. GLIDE is place where empowerment, recovery and personal transformation is valued. Together, we all celebrate one another's truths, we do it in song, dance, storytelling and in community.

We believe Ms. Caminong has approached the challenges and opportunities in her life with every intention to better serve San Francisco. We wholeheartedly recommend her for your consideration, she has been an exemplary employee and will continue to serve be a vigilant public servant as San Francisco Entertainment Commission's Seat 1 Neighborhood Representative.

If you have any questions or require additional information, please contact our office (415) 674-6002.

Thank you,


Janice Mirikitani
Co-Founder and Founding President



Rev. Cecil Williams
Co-Founder and Minister of Liberation

CC: Victor Young, Assistant Clerk

GLIDE
330 Ellis Street
San Francisco CA 94102

T: 415 674 6000
F: 415 771 8420

www.glide.org



FOR YOUTH DEVELOPMENT®
FOR HEALTHY LIVING
FOR SOCIAL RESPONSIBILITY

July 29, 2019

City and County of San Francisco Board of Supervisors Rules Committee
c/o Supervisors Hillary Ronen, Shamann Walton, Gordon Mar, and Sandra Lee Fewer
City Hall, 1 Dr. Carlton B. Goodlett Place, Room 244
San Francisco, CA 94102-4689

Dear Supervisor Ronen, Supervisor Walton, Supervisor Mar and Supervisor Fewer:

I am writing to support the re-appointment of Dori Caminong who is applying for the community neighborhood seat of the Entertainment Commission in the City and County of San Francisco.


I would like to add my voice to the chorus of people who sing her praises. She was a creative and critical force within the GLIDE family during her tenure at the agency and continues to serve SF youth and families at a greater capacity as the Community Engagement and Communications Manager at the SF Department of Children, Youth and Their Families.

Ms. Caminong is a highly regarded leader in many communities in San Francisco and beyond. Her networks are invaluable to the organization she serves. I have experienced her leadership in creating meaningful intersections between technology and community sectors. She approaches hard dialogues with empathy, curiosity, and an open mind. Working in collaboration with diverse constituent stakeholders, she has a deep commitment to nurturing a cultural ecology that allows for conversation, innovation, solution, sustainability and community building.

It is our honor to recommend Dori Caminong for your consideration. Without a doubt, her appointment will be a great asset to San Francisco's cultural and nightlife programming and the communities served through the Entertainment Commission. I hope the Rules Committee will recognize her many contributions to the community.

Thank you,

Charles M. Collins
President and CEO



ASIAN PRISONER SUPPORT COMMITTEE

416 8th Street
Oakland, CA 94607
info@asianprisonersupport.org

July 29, 2019

City and County of San Francisco Board of Supervisors Rules Committee
c/o Supervisors Hillary Ronen, Shamann Walton, Gordon Mar, and Sandra Lee Fewer
City Hall, 1 Dr. Carlton B. Goodlett Place, Room 244
San Francisco, CA 94102-4689

Happy new breath Supervisor Ronen, Supervisor Walton, Supervisor Mar and Supervisor Fewer:

I am writing to express my unequivocal support for Dori Caminong's reappointment to the San Francisco Entertainment Commission (Seat 1, Neighborhood Representative). She has a special blend of leadership rooted in her love and commitment to serving people with the greatest needs.


I have come to know Dori during her tenure at the SF Department of Children, Youth and Their Families (DCYF) over the last four years. She currently serves as the Community Engagement and Communications Manager where she provided guidance and strategic support to the Children, Youth and Their Families Oversight and Advisory Committee where I served as Chair.

In my interactions and collaboration with Dori, she has demonstrated a deep commitment in supporting and empowering people in the city. She is passionate about utilizing her knowledge and experience to serve the diverse San Francisco populations and their various needs. Through her work at DCYF, Dori interfaces with over 150 community-based agencies serving San Francisco's youth and families. She is always laser focused in the development of community outreach strategies to ensure equitable access to the services and opportunities that all children, youth, and families need to live a sustainable and vibrant life. Most importantly, Dori has built trustful relationships with people from all diverse backgrounds that allowed her to better understand their challenges and create solutions.

I highly recommend and encourage your consideration in reappointing Dori to continue serve on the San Francisco Entertainment Commission. She is a compassionate and caring leader who will continue to be a significant asset to the San Francisco's arts, culture, nightlife and entertainment communities.

Thank you for your time and consideration. I look forward to continue working with Dori in the community. If you have any questions or require additional information, please do not hesitate to contact me.

Sincerely,


Eddy Zheng
Co-Director
eddy@asianprisonersupport.org
415-298-1833

CC: Victor Young, Assistant Clerk



July 29, 2019

Dear President Yee and Members of the Board of Supervisors:

I am proudly submitting this letter of support for Dori Caminong for her reappointment application for the San Francisco Entertainment Commission's Seat 1. for your consideration.

I have known Ms. Caminong since 1994 when we worked together on a short independent fiction narrative film project focused on the lives of two low-wage Filipino immigrants living in the South of Market. This film project is a living document that tells the story of a SOMA Pilipinas nearly 25 years ago.

Fast forward to today, Ms. Caminong currently serves as a volunteer advisor for SOMA Pilipinas. She supports the cultural district in areas of brand, design and innovation and in 2017 served as a Consultant with the Filipino American Development Foundation (FADF) conducting a community needs assessment in the areas of fundraising and capital growth to contribute to the sustainability, visibility and economic opportunity for community stabilization. She is deeply committed to the preservation of San Francisco's cultural districts honoring the people, their powerful stories and place-keeping and making.

I have had the personal pleasure to see her growth as a civic and non-profit leader from her prior internship at the Board of Supervisors, her 12-year tenure at GLIDE, and her service on Entertainment Commission. In her current role at DCYF; she leads community engagement and communications strategy which tells the story of the City's investment in funding 499 neighborhood based programs across all 11 districts.

She is a responsible, thoughtful and industrious leader. I proudly recommend Ms. Caminong's reappointment to the San Francisco Entertainment Commission and look forward to her ongoing leadership serving the nightlife and entertainment communities of San Francisco with bold commitment and grace to under-served communities.

Sincerely,

A handwritten signature in black ink that reads "Raquel Redondiez". The signature is written in a cursive, flowing style.

RAQUEL REDONDIEZ



San Francisco Police Department Community Engagement Division

July 29, 2019

City and County of San Francisco Board of Supervisors Rules Committee
c/o Supervisors Hillary Ronen, Shamann Walton, Gordon Mar and Sandra Lee Fewer
City Hall 1 Dr. Carlton B. Goodlett Place, Room 244
San Francisco 94102-4689

Dear Supervisor Ronen, Supervisor Walton, Supervisor Mar and Supervisor Fewer:

I am writing to express my full support of Theodora Caminong (Dori) in her re-application for the neighborhood representative seat of the San Francisco Entertainment Commission.

I have been a colleague of Dori for the past 5 years, since I served as the Director of the Mayor's Office of Neighborhood Services and currently as a Senior Advisor at the San Francisco Police Department. I have experienced personally her deep compassion and care for San Francisco's diverse communities through her professional work with the SF Department of Children, Youth and Their Families, SOMA Pilipinas and GLIDE. She is fully committed to empowering the voices, perspectives and experiences of our City's most vulnerable citizens.

Dori has been a delightful leader and a pleasure to work with throughout the years. It has been an honor to support her and watch her grow into an outstanding community leader and advocate. She is always well-prepared, and is eager to assume the role and responsibilities of a professional. Dori is a caring and warmhearted individual. Anyone that encounters her is uplifted by her positive attitude and motivated by her work ethic.

I have found Dori to be inquisitive, engaged in learning, and always optimistic and positive. She is one of the most caring and compassionate individuals that I have had the pleasure of knowing. Through her bold and beautifully human approach, she designs thoughtful experiences for people from all walks of life to come together and create social change.

I highly recommend Dori Caminong for your consideration. As an Entertainment Commissioner, I have no doubt she will serve the citizens of San Francisco with great passion and integrity.


Lastly, if you have any questions and want further information, please do not hesitate to contact me.

Sincerely,

A handwritten signature in black ink, appearing to read "Derick Brown", with a long horizontal line extending to the right.

Derick Brown
Senior Advisor
San Francisco Police Department

CC: Victor Young, Assistant Clerk



South of Market Community Action Network

1110 Howard Street | SF, CA 94103 | phone (415) 255-7693 | www.somcan.org

July 24, 2019

City and County of San Francisco Board of Supervisors Rules Committee
c/o Supervisors Hillary Ronen, Shamann Walton, Gordon Mar and Sandra Lee Fewer
City Hall, 1 Dr. Carlton B. Goodlett Place, Room 244
San Francisco, CA 94102-4689

Dear Supervisor Ronen, Supervisor Walton, Supervisor Mar and Supervisor Fewer,

I proudly share my full support of Theodora Caminong (Dori) in her re-application for the neighborhood representative seat of the San Francisco Entertainment Commission.

I met Dori during her time at PUSOD, a Filipino art space in Berkeley where she would outreach and coordinate workshops/trainings for Filipino-Americans with artists from the Philippines and engage the community on having more community art space. From there, I had witnessed her growth and ongoing dedication to the Filipino and People of Color communities by supporting our music, arts and culture.

Dori embodies the spirit and legacy of SOMA Pilipinas which is rooted in love, pride and people power. As a woman of color who is a native born San Franciscan and who has grown with the evolution of the City, she embodies the spirit of today's San Franciscan, an architect of social change with great compassion and authenticity. With deep empathy, she is masterful in her approach to designing meaningful experiences and engagement for all people.

I wholeheartedly recommend Dori Caminong for your consideration. As Entertainment Commissioner, Dori will be a shining light in her service to the citizens and the city of San Francisco.

Thank you,

Angelica Cabande
SOMCAN's Organizational Director

CC: Victor Young, Assistant Clerk

July 29, 2019

City and County of San Francisco Board of Supervisors Rules Committee
c/o Supervisors Hillary Ronen, Shamann Walton, Gordon Mar, and Sandra Lee Fewer
City Hall, 1 Dr. Carlton B. Goodlett Place, Room 244
San Francisco, CA 94102-4689

Dear Supervisor Ronen, Supervisor Walton, Supervisor Mar and Supervisor Fewer:

I write this recommendation in support of Dori Caminong in her candidate application for the San Francisco Entertainment Commission for Seat 1 Neighborhood Representative.

I can't say enough about Dori's many attributes and her love for San Francisco and its residents. She is a diligent professional who has developed a reputation for her abilities to build community and execute vast tasks. I have had the pleasure of experiencing Dori's professional leadership during her tenure at GLIDE and external community-building efforts. For over a decade, she has been a key leader and contributor to the organization's special events, fundraising, marketing and communications portfolio. Today, she leads the community engagement and communications strategy for the San Francisco Department of Children, Youth, and Their Families. Ms. Caminong is a diligent advocate for the poor and underserved through the creation and curation of meaningful experiences intersecting technology, culture and community.

Earlier this month, she led her agency's participation in a statewide funders' strategy convening entitled Ending the Mass Incarceration of Women and Girls in California with the Akonadi Foundation, NoVo Foundation, Heising-Simons Foundation, Race, Gender and Human Rights Fund and Twitter. This event highlighted a growing movement of incarcerated and formerly incarcerated women and girls who are leading the effort to make California the first state in the nation to end the incarceration of women and girls in the next five years.

Like many of us, she has successfully overcome personal challenges and uses her voice and influence to champion the underserved. I've witnessed her passionate commitment to public service and her efforts in her work with GLIDE and throughout the San Francisco Bay Area to bridge the many unfortunate divides.

In this role with the San Francisco Entertainment Commission, I have no doubt she will serve San Francisco's artistic, cultural, nightlife and entertainment communications with great insight, passion and integrity.

Thank you in advance for your consideration.

Lateefah Simon

Lateefah Simon
President, Akonadi Foundation
Bay Area Rapid Transit Director - District 7
California State University - Trustee
415-420-7415

CC: Victor Young, Assistant Clerk

July 29, 2019

City and County of San Francisco Board of Supervisors Rules Committee
c/o Supervisors Hillary Ronen, Shamann Walton, Gordon Mar and Sandra Lee Fewer
City Hall 1 Dr. Carlton B. Goodlett Place, Room 244
San Francisco 94102-4689

Dear Supervisors Ronen, Walton, Mar and Fewer:

It is my absolute pleasure to recommend Theodora Marie Caminong (Dori) for Seat 1 of the San Francisco Entertainment Commission.

Dori and I were initially acquainted through her work at GLIDE and my tenure in the Mayor's Office for the City and County of San Francisco. I experienced her thoughtful leadership which played a creative and critical force in GLIDE's programming, fundraising and communications. In the last few years, I've witnessed her professional growth as an Advisor for SOMA Pilipinas, a Consultant working with South of Market based organizations serving the Filipino community, and as the Community Engagement and Communications Lead at the San Francisco Department of Children, Youth and Their Families. She approaches her work with a deep sensitivity and solution driven approach which connects communities, bridges differences and builds trust. I thoroughly enjoyed my time working with Dori, and came to know her as a valuable asset to any team and a beloved member of many communities. She is trustworthy, visionary, and incredibly hard-working. Beyond that, Dori is an innovator who is always creating and curating meaningful experiences for community empowerment. You can feel her imprint in the City's entertainment, culture and nightlife communities.

Without a doubt, I confidently recommend Dori for reappointment on her second term as the Neighborhood Representative on the San Francisco Entertainment Commission. Her colleagues have elected her to serve as Vice President for a second term which speaks to her integrity and leadership. Her knowledge of San Francisco's diverse communities and neighborhoods is most notable. As a committed and knowledgeable public servant and an all-around great person, I know that she will continue to be a valuable asset for the City and County of San Francisco.

Sincerely yours,



Hydra Mendoza
Deputy Chancellor, NYC Department of Education
Division of Community Empowerment, Partnerships, and Communications
Former President, San Francisco Board of Education and
Former Deputy Chief of Staff for Education and Equity to Mayor Lee

CC: Victor Young, Assistant Clerk

July 29, 2019

City and County of San Francisco Board of Supervisors Rules Committee
c/o Supervisors Hillary Ronen, Shamann Walton, Gordon Mar and Sandra Lee Fewer
City Hall, 1 Dr. Carlton B. Goodlett Place, Room 244
San Francisco, CA 94102-4689

Dear Supervisor Ronen, Supervisor Walton, Supervisor Mar and Supervisor Fewer,

I proudly share my full support of Theodora Caminong (Dori) in her re-application for the neighborhood representative seat of the San Francisco Entertainment Commission.

I first met Dori when she was Head of Special Events at Glide Foundation. She was an integral part of engaging the broader community in the challenges and beauty of the Tenderloin community. She oversaw inclusive, fun events and activities for individuals to participate in such as Annual Legacy Gala and countless volunteer opportunities. She was the driver of building an authentic community for both native San Franciscans and those who may have just arrived to participate in a meaningful way in the community. When I was an aide to former Supervisor Jane Kim, we first nominated Dori to be on the Entertainment Commission in 2015. She had relationships that bridged different communities and we were confident that she would be a strong neighborhood voice for the Commission. Additionally, in spite of the Filipino community's leadership in the City, there is a dearth of appointees to the City's Commissions. It was an opportunity to nominate a Filipina to an important Commission.

In this vein, Dori embodies the spirit and legacy of SOMA Pilipinas which is rooted in love, pride, and people power. As a woman of color who is a native-born San Franciscan and who has grown with the evolution of the City, she embodies the spirit of today's San Franciscan, an architect of social change with great compassion and authenticity. With deep empathy, she is masterful in her approach to designing meaningful experiences and engagement for all people.

I wholeheartedly recommend Dori Caminong for your consideration. As Entertainment Commissioner, Dori will be a shining light in her service to the citizens and the city of San Francisco.

Thank you,

April Veneracion Ang
Senior Associate
HMS Associates

CC: Victor Young, Assistant Clerk

July 25, 2019

City and County of San Francisco Board of Supervisors Rules Committee
c/o Supervisors Hillary Ronen, Shamann Walton, Gordon Mar
San Francisco City Hall
1 Dr. Carlton B. Goodlett Place, Room 244
San Francisco 94102-4689

Chair Ronen, Supervisor Walton, Supervisor Mar -

I am writing to express my support for Dori Caminong for her reappointment to the San Francisco Entertainment Commission (Seat 1, Neighborhood Representative).


Ms. Caminong has deep knowledge and experience related to serving San Francisco citizens from individuals to youth and families from diverse San Francisco populations and their various needs. Through her work at the Department of Children, Youth and Their Families, she interfaces with over 150 community-based agencies serving San Francisco's youth and families.

Through her tenure on the Entertainment Commission, she has been committed to advocacy for safe and healthy nightlife. She has been a strong voice in supporting and protecting venues with cultural legacies so they may continue to thrive and flourish in our community. More importantly, she deeply values the culture of San Francisco's arts, nightlife and entertainment along with its economic impact.

I highly recommend and encourage your consideration of Ms. Caminong for the San Francisco Entertainment Commission. She is an exceptional leader that will bring significant value and insight to the Entertainment Commission.

Thank you for your consideration.

Sincerely,

A handwritten signature in black ink, appearing to read 'Yoyo Chan', written in a cursive style.

Yoyo Chan
Golden State Warriors

CC: Victor Young, Assistant Clerk



Board of Supervisors
 City and County of San Francisco
 1 Dr. Carlton B. Goodlett Place, Room 244
 (415) 554-5184 FAX (415) 554-5163

Application for Boards, Commissions, Committees, & Task Forces

Name of Board, Commission, Committee, or Task Force: Entertainment Commission

Seat # or Category (If applicable): 1 District: _____

Name: Domingo D. Williams

[Redacted] Street _____ Zip: 94124
 Occupation: Sergeant of Police

Work Phone: 415-553-1549 Employer: San Francisco Police Department

Business Address: 850 Bryant St. Room 553, San Francisco, CA Zip: 94103

Business E-Mail: Domingo.Williams@sfgov.org Home E-Mail: [Redacted]

Pursuant to Charter, Section 4.101(a)(2), Boards and Commissions established by the Charter must consist of electors (registered voters) of the City and County of San Francisco. For certain other bodies, the Board of Supervisors can waive the residency requirement.

Check All That Apply:

Resident of San Francisco: Yes No If No, place of residence: _____

Registered Voter in San Francisco: Yes No If No, where registered: _____

Pursuant to Charter, Section 4.101(a)(1), please state how your qualifications represent the communities of interest, neighborhoods, and the diversity in ethnicity, race, age, sex, sexual orientation, gender identity, types of disabilities, and any other relevant demographic qualities of the City and County of San Francisco:

See, Attached Letter

Business and/or professional experience:

See, Attached Resume

Civic Activities:

See, Attached Resume and Letter

Have you attended any meetings of the Board/Commission to which you wish appointment? Yes No

Appointments confirmed by the Board of Supervisors require an appearance before the Rules Committee. Once your application is received, the Rules Committee Clerk will contact you when a hearing is scheduled. *(Please submit your application 10 days before the scheduled hearing.)*

Date: 6/18/2019 Applicant's Signature: (required) Domingo D. Williams
(Manually sign or type your complete name.
NOTE: By typing your complete name, you are hereby consenting to use of electronic signature.)

Please Note: Your application will be retained for one year. Once completed, this form, including all attachments, become public record.

FOR OFFICE USE ONLY:
Appointed to Seat #: _____ Term Expires: _____ Date Seat was Vacated: _____

COVER PAGE

A PUBLIC DOCUMENT

Please type or print in ink.

NAME OF FILER (LAST) (FIRST) (MIDDLE)
Williams Domingo Douglas Trent

1. Office, Agency, or Court

Agency Name (Do not use acronyms)
City and County of San Francisco
Division, Board, Department, District, if applicable Your Position
Entertainment Commission

► If filing for multiple positions, list below or on an attachment. (Do not use acronyms)

Agency: _____ Position: _____

2. Jurisdiction of Office (Check at least one box)

State Judge or Court Commissioner (Statewide Jurisdiction)
 Multi-County _____ County of San Francisco
 City of San Francisco Other _____

3. Type of Statement (Check at least one box)

Annual: The period covered is January 1, 2018, through December 31, 2018.
-or- The period covered is _____, through December 31, 2018.
 Assuming Office: Date assumed _____
 Candidate: Date of Election _____ and office sought, if different than Part 1: _____
 Leaving Office: Date Left _____ (Check one circle.)
○ The period covered is January 1, 2018, through the date of leaving office.
-or-
○ The period covered is _____, through the date of leaving office.

4. Schedule Summary (must complete) ► Total number of pages including this cover page: 2

Schedules attached

Schedule A-1 - Investments - schedule attached Schedule C - Income, Loans, & Business Positions - schedule attached
 Schedule A-2 - Investments - schedule attached Schedule D - Income - Gifts - schedule attached
 Schedule B - Real Property - schedule attached Schedule E - Income - Gifts - Travel Payments - schedule attached

-or- None - No reportable interests on any schedule

5. Verification

MAILING ADDRESS STREET CITY STATE ZIP CODE

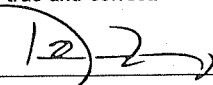
San Francisco CA 94124

EMAIL ADDRESS

I have used all reasonable diligence in preparing this statement. I have re
herein and in any attached schedules is true and complete. I acknowledge this is a public document.

I certify under penalty of perjury under the laws of the State of California that the foregoing is true and correct.

Date Signed 06/18/2019
(month, day, year)

Signature 
(File the originally signed paper statement with your filing official!)

SCHEDULE C
Income, Loans, & Business
Positions
 (Other than Gifts and Travel Payments)

Name
 Williams, Domingo D

▶ 1. INCOME RECEIVED

NAME OF SOURCE OF INCOME
 San Francisco Police Department

ADDRESS (Business Address Acceptable)
 1245 Third Street SF, CA 94158

BUSINESS ACTIVITY, IF ANY, OF SOURCE

YOUR BUSINESS POSITION
 Sergeant of Police

GROSS INCOME RECEIVED No Income - Business Position Only
 \$500 - \$1,000 \$1,001 - \$10,000
 \$10,001 - \$100,000 OVER \$100,000

CONSIDERATION FOR WHICH INCOME WAS RECEIVED
 Salary Spouse's or registered domestic partner's income
 (For self-employed use Schedule A-2.)

Partnership (Less than 10% ownership. For 10% or greater use
 Schedule A-2.)

Sale of _____
 (Real property, car, boat, etc.)

Loan repayment

Commission or Rental Income, list each source of \$10,000 or more

 (Describe)

Other _____
 (Describe)

NAME OF SOURCE OF INCOME
 Oakland Housing Authority

ADDRESS (Business Address Acceptable)
 1540 Webster Street Oakland, CA 94612

BUSINESS ACTIVITY, IF ANY, OF SOURCE

YOUR BUSINESS POSITION
 Landlord

GROSS INCOME RECEIVED No Income - Business Position Only
 \$500 - \$1,000 \$1,001 - \$10,000
 \$10,001 - \$100,000 OVER \$100,000

CONSIDERATION FOR WHICH INCOME WAS RECEIVED
 Salary Spouse's or registered domestic partner's income
 (For self-employed use Schedule A-2.)

Partnership (Less than 10% ownership. For 10% or greater use
 Schedule A-2.)

Sale of _____
 (Real property, car, boat, etc.)

Loan repayment

Commission or Rental Income, list each source of \$10,000 or more
 Rental property

 (Describe)

Other _____
 (Describe)

▶ 2. LOANS RECEIVED OR OUTSTANDING DURING THE REPORTING PERIOD

* You are not required to report loans from a commercial lending institution, or any indebtedness created as part of a retail installment or credit card transaction, made in the lender's regular course of business on terms available to members of the public without regard to your official status. Personal loans and loans received not in a lender's regular course of business must be disclosed as follows:

NAME OF LENDER* _____

ADDRESS (Business Address Acceptable) _____

BUSINESS ACTIVITY, IF ANY, OF LENDER _____

HIGHEST BALANCE DURING REPORTING PERIOD
 \$500 - \$1,000
 \$1,001 - \$10,000
 \$10,001 - \$100,000
 OVER \$100,000

INTEREST RATE _____% None

TERM (Months/Years) _____

SECURITY FOR LOAN
 None Personal residence

Real Property _____
 Street address _____
 City _____

Guarantor _____

Other _____
 (Describe)

Comments: _____

June 18, 2019

Rules Committee
S.F Board of Supervisors
1 Dr. Carlton B. Goodlett Place
Room 244
San Francisco, CA 94102-4689

Re: **Appointment to the San Francisco Entertainment Commission**

Dear Madam Chair Ronen,

I am a native San Franciscan, and a member of the San Francisco Police Department. I entered law enforcement with the ideals of helping, protecting, and providing equal access to the citizenry of San Francisco; further implementing my deep understanding of the cultural dynamics and unmatched diversity that make this city and its residents so unique.

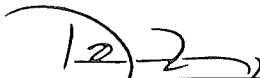
Throughout my time in the law enforcement, I have maintained the principals that led me to this noble profession, and have become more eager to give back to the city that has molded me into the person I am today.

Prior to joining the San Francisco Police Department, I developed multi-disciplinary knowledge based competencies from the financial sector, entertainment industry, and the entrepreneurial perspective. During my collegiate days, I co-founded, co-owned, and operated a commercial cleaning company, and quickly learned the principles of business ownership. Additionally, I gained tremendous entertainment industry experience from my time with the House of Blues ,and The Foundation Room in Las Vegas, Nevada. The skills acquired from these experiences, assisted me upon my return home to San Francisco, as I collaborated with venues, and promoted an elevated nightlife experience.

I understand that the landscape of San Francisco has and will continue to change. I also understand that entertainment fundamentally represents its patron, should embody all of San Francisco, and not cater to one demographic. My understanding of these critical components would consistently and unequivocally represent the integrity of the diverse demographic qualities of San Francisco.

I look forward to the opportunity to provide a forward thinking, well-rounded perspective to a body that represents the constituency of San Francisco. I respectfully seek appointment to the San Francisco Entertainment Commission.

Respectfully Submitted,



Domingo D. Williams

DOMINGO D. WILLIAMS

San Francisco, Ca. 94124

SUMMARY OF QUALIFICATIONS

High energy, proactive, self-motivated professional with exceptional interpersonal and communication skills and an extensive background in the following broad-based competencies:

**LEADERSHIP
STAFF MANAGEMENT**

**FINANCIAL SERVICES
COLLABORATIVE REFORM**

**CRISIS INTERVENTION
BUSINESS DEVELOPMENT**

- Proven ability to efficiently manage multiple high level customer projects
- Interface effectively with executive level management
- Proven ability to successfully communicate with diverse demographics
- Demonstrated ability to promote products and services to individuals through direct mail, out-bound calling, and networking

EDUCATION

Marshall University, Huntington, WV., Marketing	08/2000 to 12/2001
University of Nevada Las Vegas, Las Vegas, NV, Bachelor of Arts, Sociology	01/2002 to 05/2005

PROFESSIONAL EXPERIENCE

San Francisco Police Department, San Francisco, CA
Sergeant of Police, Major Crimes Unit - Robbery Detail **11/2017 to Present**

- Lead investigator for criminal offenses which include but are not limited to:
- Robberies of Banks, armored cars, jewelry courier robberies, commercial establishments, home invasion robberies, carjacking robberies where a weapon is used, robberies where hostages are taken, robberies involving kidnapping, robbery series or serial robbery suspects, and robberies involving multiple police districts or jurisdictions.
- Consistently manage complex investigations and crime scenes, follow active leads, coordinate the response of support and district station units, and update superiors on rapidly unfolding investigations.
- Maintain the integrity of aforementioned investigations, and keep sensitive and administrative investigations confidential.

Patrol Officer **06/2012 to 11/2017**

Assignments:

- | | |
|---|-------------------|
| • Ingleside Station - Patrol / Housing Unit, community policing, foot beat, bike patrol | 03/2014 – 11/2017 |
| • Bayview Station – Patrol / foot beat | 06/2013 – 06/2014 |
| • Southern Station – Patrol / foot beat | 01/2013 – 06/2013 |

Duties:

- Performed a wide variety of duties to promote public safety and security, prevent crime and enforce the law.
- Patrolled districts to prevent and detect crime; respond to calls for assistance; conduct criminal investigations; interact with the community to build cooperation and support; pursue and arrest suspects; enforce traffic and parking laws; write reports and maintain records; work with superiors, peers, and others as a team; prepare for and participate in planned events; prepare for court and give testimony; and fulfill other administrative duties when required.
- Employed a community policing model, in order to effectively detect, prevent, and respond to crime, as well as foster and maintain community relationships specifically within

Officers For Justice Peace Officers Association, San Francisco, CA
Vice President **01/18 to Present**

- Define and employ methods to continue the progressive fight for equality and equal equity within the San Francisco Police Department, and the overarching law enforcement community.
- Support the organization's members through personal and professional development.
- Building lasting community partnerships through outreach and collaboration.
- Chairman, Executive Board

San Francisco Department of Emergency Management, San Francisco, CA
Public Safety Communications Dispatcher

01/2011 to 06/2012

- Received emergency calls and obtains information to determine facts; evaluates such information to determine what type of response is necessary and dispatches the required police, fire or medical service.
- Dispatched police, fire and emergency medical personnel and equipment on both routine and emergency calls to specific locations utilizing a Computer Aided Dispatch system, multiple video display terminal, radio console and related equipment.
- Evaluate incoming reports of police, fire and medical emergencies; immediately transmits complete and accurate information to appropriate field personnel.
- Monitors, coordinates and accurately maintains the status of incidents and records of dispatched emergency service personnel and apparatus.
- Respond to public inquiries regarding emergency medical service, fire rescue, police assistance, crimes, violations and other offenses; properly classifies and prioritizes any report or complaint information and determines appropriate course of action.
- Receive and disseminate information from other law enforcement and emergency service computer networks related to jurisdictional requests for fire or medical service assistance, or to notices of wanted persons, stolen property, warrants and all-points bulletins.

Builders Realty Group LLC., Centennial, CO
Business Development Manager

06/2009 to 01/2011

- Responsible for property acquisitions and marketing of services
- Coordinated accounts with subcontractors for maintenance purposes
- Developed systematic approach for account receivables to maximize management efficiency
- Liaison between property owners and tenants

The Hertz Corporation, San Francisco, CA
Location Manager

05/2008 to 05/2009

- Department head responsible for all functions including staffing and revenue management
- Responsible for the development of a key initiative adopted by one of the top 3 locations worldwide
- Provided creative staffing solutions to address a lean company focus
- Project manager lead for a company wide initiative for the San Francisco office

Department of Homeland Security, TSA, Las Vegas, NV, Oakland, CA
Transportation Security Officer

01/2005 to 05/2008

- Screen passengers and belongings using explosive trace detection and x-ray machines
- Responsible for management of passenger flow through security checkpoints
- Provide a high level of customer service and professionalism
- Resolve security issues with passengers

Wells Fargo Financial, Las Vegas, NV
Credit Manager

02/2006 to 08/2006

- Analyzed each clients financial condition for executive management review and send to underwriting
- Branch liaison between affiliates in designated area of Las Vegas responsible for creating and developing relationships for referral program implementation.
- Responsible for the solicitation and the acquisition of business through extensive marketing and promotional sale items
- Analyzed individual's financial condition to determine most advantageous credit product

Right Way Janitorial Services, San Francisco, CA
Co-founder, Co-owner

01/2003 to 09/2006

- Developed business plans and executed formation of company
- Responsible for account acquisitions of over 25,000 sq/ft. and marketing of services
- Coordinated accounts with subcontractor and staffing to ensure client satisfaction
- Sold interest in company for profit in 2006

World Famous Entertainment, San Francisco, CA
Founder, Co-owner

01/2003 to 09/2006

- Developed a concept and business model with the goal to elevate the nightlife experience in San Francisco.
- Established a following of young professionals, who consistently attended regularly held events in San Francisco.
- Grew company revenue through promotions, partnerships, and the implementation of innovative marketing techniques.
- Increased brand recognition through person to person marketing.

House of Blues, San Francisco, CA
V.I.P Host, Security Host, Barback, Busser

01/2003 to 09/2006

- Greeting guests, facilitate entry and access to venue and accommodations
- Provide high level of customer service and personal security
- Responsible for the cleanliness, maintenance, and stocking of high volume bar and dining areas
- Managed the ingress, egress and safety of large crowds (1200+) in and round the venue

CIVIC ENGAGEMENT

- Community Partner / SFPD Liaison Officer – T.U.R.F San Francisco – Sunnyside Housing Community 03/15 – 11/17
- Community Partner / SFPD Liaison Officer – Boy's and Girl's Club San Francisco – Sunnyside Club House 03/15 – 11/17
- Backpack give-a-way
- Christmas toy drive and gift dispersal
- Neighborhood Food Panty – Macedonia Missionary Baptist Church, San Francisco, CA.
- Peace Hoops (Mid-night Basketball), San Francisco, CA.
- National Night Out

PROFESSIONAL MEMBERSHIPS, AFFILIATIONS & RECOGNITION

- Vice President, Officers For Justice Peace Officers' Association
- Member, San Francisco Police Officers Association
- Member, The National Organization Of Black Law Enforcement Executives (N.O.B.L.E)
- Letter of appreciation from top level executive of The Hertz Corporation for service provided
- Letter of commendation from the Dept. of Homeland Security, TSA, 2005 and 2006
- Numerous student athlete academic awards
- San Francisco Police Department – Unit Citation 10/2012
- Numerous Captain's Commendations (Merit based awards)

San Francisco
BOARD OF SUPERVISORS

Date Printed: March 22, 2017

Date Established: November 5, 2002

Active

ENTERTAINMENT COMMISSION

Contact and Address:

Jocelyn Kane Executive Director
Administrative Services
City Hall, Room 453
San Francisco, CA 94102

Phone: (415) 554-5793

Fax: (415) 554-7934

Email: Jocelyn.Kane@sfgov.org

Authority:

Charter, Section 4.117 (Prop F, November 2002 Election) and Administrative Code, Chapter 90 (Ordinance Nos. 164-02; 242-05; and 100-13)

Board Qualifications:

The Entertainment Commission shall consist of seven (7) members, comprised of three (3) members appointed by the Board of Supervisors and four (4) members nominated by the Mayor.

Each nomination by the Mayor shall be subject to approval by the Board of Supervisors and shall be the subject of a public hearing and vote within 60 days. If the Board of Supervisors fails to act on a mayoral nomination within 60 days from the date the nomination is transmitted to the Clerk of the Board of Supervisors, the nominee shall be deemed approved.

Of the four (4) members nominated by the Mayor:

- > One (1) member must represent the interests of City neighborhood associations or groups;
- > One (1) member must represent the interests of entertainment associations or groups;
- > One (1) member must represent the interests of the urban planning community; and
- > One (1) member must represent the interests of the law enforcement community.

Of the three (3) members appointed by the Board of Supervisors:

- > One (1) member must represent the interests of City neighborhood associations or groups;
- > One (1) member must represent the interests of entertainment associations or groups; and
- > One (1) member must represent the interests of the public health community.

To stagger the terms, the initial appointments to the commission shall be as follows: the Mayor

San Francisco
BOARD OF SUPERVISORS

nominates two members to serve terms of four years, one member to serve a term of three years and one member to serve a term of two years. Of the three remaining members, the Board of Supervisors shall appoint one member to serve a term of four years, one member to serve a term of three years and one member to serve a term of two years. All terms of initial appointees to the commission shall be deemed to commence upon the same date which shall be the date upon which the last of the seven initial appointees assumes office. Thereafter, all appointments and reappointments shall be for a term of four years.

The Entertainment Commission shall: 1) assist entertainment organizers and operators to apply for necessary permits; 2) promote responsible conduct; 3) promote the City's entertainment industry; 4) promote the use of City facilities; 5) foster harm reduction policies; 6) develop "good neighbor policies"; 7) mediate disputes between persons affected by entertainment events and establishments and the operators of such establishments; 8) issue entertainment related permits; 9) plan and coordinate City services for major events; and 10) provide information regarding venues and services appropriate for events and functions ancillary to conventions.

Reports: Prepare and submit to the Mayor and Board of Supervisors: 1) within one year from July 6, 2002, and not less than five years thereafter, a report analyzing the Commission's effectiveness; 2) an annual report by March 1st regarding its activities for the preceding year; and 3) within one year from July 6, 2002, and annually thereafter, a report analyzing fee revenue.

Sunset Clause: None

BOARD of SUPERVISORS



City Hall
1 Dr. Carlton B. Goodlett Place, Room 244
San Francisco 94102-4689
Tel. No. 554-5184
Fax No. 554-5163
TDD/TTY No. 554-5227

VACANCY NOTICE

ENTERTAINMENT COMMISSION

Replaces All Previous Notices

NOTICE IS HEREBY GIVEN of the following seat information and term expiration (**in bold**), appointed by the Board of Supervisors:

Seat 1, succeeding Theodora Caminong, term expiring July 1, 2019, must represent the interests of City neighborhood associations or groups, for the unexpired portion of a four-year term ending July 1, 2023.

Seat 2, Steven Lee, term expiring on July 1, 2022, must represent the interests of entertainment associations or groups, for a four-year term.

Seat 3, Laura Thomas, term expiring July 1, 2021, must represent the interests of the public health community, for a four-year term.

Reports: The Commission must prepare and submit to the Mayor and the Board of Supervisors a report analyzing the Commission's effectiveness every five years; an annual report regarding its activities for the preceding year; and an annual report analyzing fee revenue.

Sunset Date: None.

Additional information relating to the Entertainment Commission, or other seats on this body that are appointed by another authority, may be obtained by reviewing Charter, Section 4.117, and Administrative Code, Chapter 90, at <http://www.sfbos.org/sfmunicodes>, or at the Commission website: <http://sfgov.org/entertainment/>.


Interested persons may obtain an application from the Board of Supervisors' website at http://www.sfbos.org/vacancy_application or from the Rules Committee Clerk and should be submitted to: 1 Dr. Carlton B. Goodlett Place, Room 244, San Francisco, CA 94102-4689. All applicants must be residents of San Francisco, unless otherwise stated.

Pursuant to Board of Supervisors Rules of Order 2.19 (Motion No. 05-92) all applicants applying for this Commission must complete and submit, with their application, a copy (**not original**) of Form 700, Statement of Economic Interests. Applications will not be considered if a copy of Form 700 is not received. Form 700, Statement of Economic Interests, may be obtained at <http://www.sfbos.org/form700>.

Next Steps: Applicants who meet minimum qualifications will be contacted by the Rules Committee Clerk once the Rules Committee Chair determines the date of the hearing. Members of the Rules Committee will consider the appointment(s) at the meeting and applicant(s) may be asked to state their qualifications. The appointment of the individual(s) who is recommended by the Rules Committee will be forwarded to the Board of Supervisors for final approval.


Please Note: Depending upon the posting date, a vacancy may have already been filled. To determine if a vacancy for this Commission is still available, or if you require additional information, please call the Rules Committee Clerk at (415) 554-5184.

Further Note: Additional seats on this body may be available through other appointing authorities.


Angela Calvillo
Clerk of the Board

DATED/POSTED: May 2, 2019

GENDER ANALYSIS OF COMMISSIONS AND BOARDS



City and County of San Francisco
London N. Breed
Mayor

Department on the Status of Women
Emily M. Murase, PhD
Director



Acknowledgements

The data collection and analysis for this report was conducted by Public Policy Fellow Diana McCaffrey with support from Policy and Projects Director Elizabeth Newman, Associate Director Carol Sacco, and Director Emily Murase, PhD, at the San Francisco Department on the Status of Women.

The San Francisco Department on the Status of Women would like to thank the various policy body members, Commission secretaries, and department staff who graciously assisted in collecting demographic data and providing information about their respective policy bodies.

San Francisco Commission on the Status of Women

President Debbie Mesloh

Vice President Breanna Zwart

Commissioner Shokooh Miry

Commissioner Carrie Schwab-Pomerantz

Commissioner Andrea Shorter

Commissioner Julie D. Soo

Emily M. Murase, PhD, Director
Department on the Status of Women

This report is available at the San Francisco Department on the Status of Women website, <https://sfgov.org/dosw/gender-analysis-reports>.

Contents

Table of Figures	3
Executive Summary.....	4
I. Introduction	7
II. Gender Analysis Findings	8
A. Gender	8
B. Race and Ethnicity.....	11
C. Race and Ethnicity by Gender	14
D. LGBTQ Identity.....	16
E. Disability Status.....	16
F. Veteran Status.....	17
G. Policy Bodies by Budget.....	18
H. Comparison of Advisory Body and Commission and Board Demographics	19
I. Demographics of Mayoral, Supervisorial, and Total Appointees	20
III. Conclusion.....	21
IV. Methodology and Limitations.....	23
Appendix	24

Table of Figures

Figure 1: Summary Data of Policy Body Demographics, 2019.....	8
Figure 2: 10-Year Comparison of Representation of Women on Policy Bodies	8
Figure 3: Commissions and Boards with Highest Percentages of Women, 2019 Compared to 2017, 2015..	9
.....	9
Figure 4: Commissions and Boards with Lowest Percentage of Women, 2019 Compared to 2017, 2015..	10
.....	10
Figure 5: Advisory Bodies with the Highest and Lowest Percentage of Women, 2019.....	10
Figure 6: 10-Year Comparison of People of Color’s Representation of Policy Bodies	11
Figure 7: Race and Ethnicity of Appointees Compared to San Francisco Population, 2019.....	12
Figure 8: Commissions and Boards with Highest Percentage of People of Color, 2019 Compared to 2017, 2015	12
.....	12
Figure 9: Commissions and Boards with Lowest Percentage of People of Color, 2019 Compared to 2017, 2015	13
.....	13
Figure 10: Advisory Bodies with the Highest and Lowest Percentage of People of Color, 2019.....	14
Figure 11: 10-Year Comparison of Representation of Women of Color on Policy Bodies.....	14
Figure 12: Appointees by Race/Ethnicity and Gender, 2019	15
Figure 13: San Francisco Population by Race/Ethnicity, 2019	15
Figure 14: LGBTQ Identity of Appointees, 2019	16
Figure 15: LGBTQ Population of Appointees, 2019	16
Figure 16: San Francisco Adult Population with a Disability by Gender, 2017	17
Figure 17: Appointees with One or More Disabilities by Gender, 2019	17
Figure 18: San Francisco Adult Population with Military Service by Gender, 2017.....	17
Figure 19: Appointees with Military Service, 2019	17
Figure 20: Percent of Women, Women of Color, and People of Color on Commissions and Boards with Largest and Smallest Budgets in Fiscal Year 2018-2019	18
Figure 21: Demographics of Commissions and Boards with Largest Budgets, 2019	19
Figure 22: Demographics of Commissions and Boards with Smallest Budgets, 2019	19
Figure 23: Demographics of Appointees on Commission and Boards and Advisory Bodies, 2019	20
Figure 24: Demographics of Mayoral, Supervisorial, and Total Appointees, 2019	20
Figure 25: Policy Body Demographics, 2019.....	24
Figure 26: San Francisco Population Estimates by Race/Ethnicity, 2017	26
Figure 27: San Francisco Population Estimates by Race/Ethnicity and Gender, 2017	26

Executive Summary

In 2008, San Francisco voters overwhelmingly approved a City Charter Amendment (section 4.101) establishing as City policy for the membership of Commissions and Boards to reflect the diversity of San Francisco’s population, and that appointing officials be urged to support the nomination, appointment, and confirmation of these candidates. Additionally, it requires the San Francisco Department on the Status of Women to conduct and publish a gender analysis of Commissions and Boards every two years.

The *2019 Gender Analysis of Commissions and Boards* includes more policy bodies such as task forces, committees, and advisory bodies, than previous analyses, which were limited to Commissions and Boards. Data was collected from 84 policy bodies and from a total of 741 members mostly appointed by the Mayor and Board of Supervisors. These policy bodies fall under two categories designated by the San Francisco Office of the City Attorney.¹ The first category, referred to as “Commissions and Boards,” are policy bodies with decision-making authority and whose members are required to submit financial disclosures to the Ethics Commission. The second category, referred to as “Advisory Bodies,” are policy bodies with advisory function whose members do *not* submit financial disclosures to the Ethics Commission. This report examines policy bodies and appointees both comprehensively as a whole and separately by the two categories.

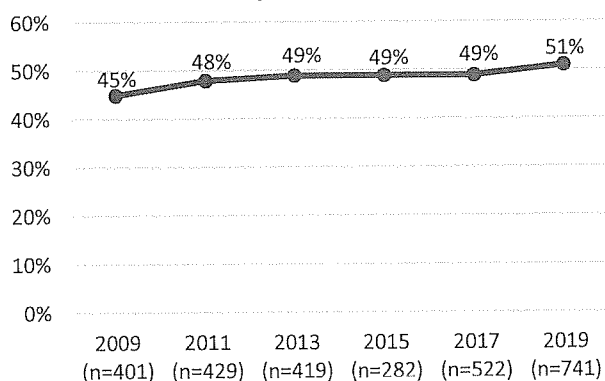
The *2019 Gender Analysis* evaluates the representation of women; people of color; lesbian, gay, bisexual, transgender, queer, and questioning (LGBTQ) individuals; people with disabilities; and veterans on San Francisco policy bodies.

Key Findings

Gender

- Women’s representation on policy bodies is 51%, slightly above parity with the San Francisco female population of 49%.
- Since 2009, there has been a small but steady increase in the representation of women on San Francisco policy bodies.

10-Year Comparison of Representation of Women on Policy Bodies



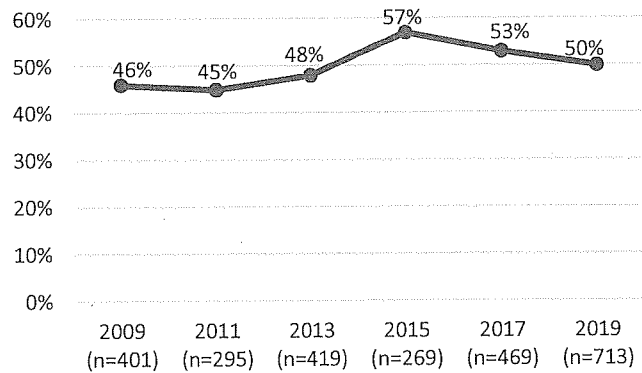
Source: SF DOSW Data Collection & Analysis.

¹ “List of City Boards, Commissions, and Advisory Bodies Created by Charter, Ordinance, or Statute,” Office of the City Attorney, <https://www.sfcityattorney.org/wp-content/uploads/2016/01/Commission-List-08252017.pdf>, (August 25, 2017).

Race and Ethnicity

- People of color are underrepresented on policy bodies compared to the population. Although people of color comprise 62% of San Francisco's population, just 50% of appointees identify as a race other than white.
- While the overall representation of people of color has increased between 2009 and 2019, as the Department collected data on more appointees, the representation of people of color has decreased over the last few years. The percentage of appointees of color decreased from 53% in 2017 to 49% in 2019.
- As found in previous reports, Latinx and Asian groups are underrepresented on San Francisco policy bodies compared to the population. Latinx individuals are 14% of the population but make up only 8% of appointees. Asian individuals are 31% of the population but make up only 18% of appointees.

10-Year Comparison of Representation of People of Color on Policy Bodies

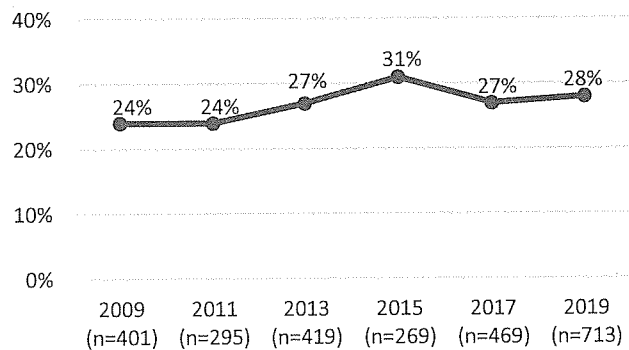


Source: SF DOSW Data Collection & Analysis.

Race and Ethnicity by Gender

- On the whole, women of color are 32% of the San Francisco population, and 28% of appointees. Although still below parity, 28% is a slight increase compared to 2017, which showed 27% women of color appointees.
- Meanwhile, men of color are underrepresented at 21% of appointees compared to 31% of the San Francisco population.
- Both White women and men are overrepresented on San Francisco policy bodies. White women are 23% of appointees compared to 17% of the San Francisco population. White men are 26% of appointees compared to 20% of the population.
- Black and African American women and men are well-represented on San Francisco policy bodies. Black women are 9% of appointees compared to 2.4% of the population, and Black men are 5% of appointees compared to 2.5% of the population.
- Latinx women are 7% of the San Francisco population but 3% of appointees, and Latinx men are 7% of the population but 5% of appointees.
- Asian women are 17% of the San Francisco population but 11% of appointees, and Asian men are 15% of the population but just 7% of appointees.

10-Year Comparison of Representation of Women of Color on Policy Bodies



Source: SF DOSW Data Collection & Analysis.

Additional Demographics

- Out of the 74% of appointees who responded to the survey question on LGBTQ identity, 19% identify as lesbian, gay, bisexual, transgender, nonbinary, queer, or questioning, and 81% of appointees identify as straight/heterosexual.
- Out of the 70% of appointees who responded to the question on disability, 11% identify as having one or more disabilities, which is just below the 12% of the adult population with a disability in San Francisco.
- Out of the 67% of appointees who responded to the question on veteran status, 7% have served in the military compared to 3% of the San Francisco population.

Proxies for Influence: Budget & Authority

- Although women are half of all appointees, those Commissions and Boards with the largest budgets have fewer women and especially fewer women of color. Meanwhile, women exceed representation on Boards and Commissions with the smallest budgets and women of color reach parity with the population on the smallest budgeted Commissions and Boards.
- Although still underrepresented relative to the San Francisco population, there is a larger percentage of people of color on Commissions and Boards with both the largest and smallest budgets compared to overall appointees.
- The percentage of total women is greater on Advisory Bodies than Commissions and Boards. Women are 54% of appointees on Advisory Bodies and 48% of appointees on Commissions and Boards. However, the percentages of people of color and women of color on Commissions and Boards exceed the percentages of people of color and women of color on Advisory Bodies.

Appointing Authorities

- Mayoral appointments include 55% women, 52% people of color, and 30% women of color, which is more diverse by gender and race compared to both Supervisorial appointments and total appointments.

Demographics of Appointees Compared to the San Francisco Population

	Women	People of Color	Women of Color	LGBTQ	Disability Status	Veteran Status
San Francisco Population	49%	62%	32%	6%-15%*	12%	3%
Total Appointees	51%	50%	28%	19%	11%	7%
10 Largest Budgeted Commissions & Boards	41%	55%	23%			
10 Smallest Budgeted Commissions & Boards	52%	54%	32%			
Commissions and Boards	48%	52%	30%			
Advisory Bodies	54%	49%	28%			

Sources: 2017 American Community Survey 5-Year Estimates, SF DOSW Data Collection & Analysis, 2019, *Note: Estimates vary by source. See page 16 for a detailed breakdown.

I. Introduction

Inspired by the 4th UN World Conference on Women in Beijing, San Francisco became the first city in the world to adopt a local ordinance reflecting the principles of the U.N. Convention on the Elimination of All Forms of Discrimination (CEDAW), an international bill of rights for women. The CEDAW Ordinance was passed unanimously by the San Francisco Board of Supervisors and signed into law by Mayor Willie L. Brown, Jr. on April 13, 1998.² In 2002, the CEDAW Ordinance was revised to address the intersection of race and gender and incorporate reference to the UN Convention on the Elimination of all Forms of Race Discrimination. The Ordinance requires City Government to take proactive steps to ensure gender equity and specifies “gender analysis” as a preventive tool to identify and address discrimination. Since 1998, the Department on the Status of Women has employed this tool to analyze the operations of 10 City Departments using a gender lens.

In 2007, the Department on the Status of Women conducted the first gender analysis to evaluate the number of women appointed to City Commissions and Boards. The findings of this analysis informed a City Charter Amendment developed by the Board of Supervisors for the June 2008 Election. This City Charter Amendment (Section 4.101) was overwhelmingly approved by voters and made it city policy that:

- The membership of Commissions and Boards are to reflect the diversity of San Francisco’s population,
- Appointing officials are to be urged to support the nomination, appointment, and confirmation of these candidates, and
- The Department on the Status of Women is required to conduct and publish a gender analysis of Commissions and Boards every 2 years.

The *2019 Gender Analysis* examines the representation of women; people of color; lesbian, gay, bisexual, transgender, queer, and questioning (LGBTQ) individuals; people with disabilities; and veterans on San Francisco policy bodies primarily appointed by the Mayor and the Board of Supervisors. This year’s analysis included more outreach to policy bodies as compared to previous analyses that were limited to Commissions and Boards. As a result, more appointees were included in the data collection and analysis than even before. These policy bodies fall under two categories designated by the San Francisco Office of the City Attorney. The first category, referred to as “Commissions and Boards,” are policy bodies with decision-making authority and whose members are required to submit financial disclosures to the Ethics Commission, and the second category, referred to as “Advisory Bodies,” are policy bodies with advisory function whose members do not submit financial disclosures to the Ethics Commission. A detailed description of methodology and limitations can be found at the end of this report on page 23.

² San Francisco Administrative Code Chapter 33.A.

[http://library.amlegal.com/nxt/gateway.dll/California/administrative/chapter33alocalimplementationoftheunited?f=templates\\$fn=default.htm\\$3.0\\$vid=amlegal:sanfrancisco_ca\\$anc=JD_Chapter33A](http://library.amlegal.com/nxt/gateway.dll/California/administrative/chapter33alocalimplementationoftheunited?f=templates$fn=default.htm$3.0$vid=amlegal:sanfrancisco_ca$anc=JD_Chapter33A).

II. Gender Analysis Findings

Many aspects of San Francisco’s diversity are reflected in the overall population of appointees on San Francisco policy bodies. The analysis includes 84 policy bodies, of which 823 of the 887 seats are filled leaving 7% vacant. As outlined below in the summary chart, slightly more than half of appointees are women, half of appointees are people of color, 28% are women of color, 19% are LGBTQ, 11% have a disability, and 7% are veterans.

Figure 1: Summary Data of Policy Body Demographics, 2019

Appointee Demographics	Percentage of Appointees
Women (n=741)	51%
People of Color (n=706)	50%
Women of Color (n=706)	28%
LGBTQ Identified (n=548)	19%
People with Disabilities (n=516)	11%
Veteran Status (n=494)	7%

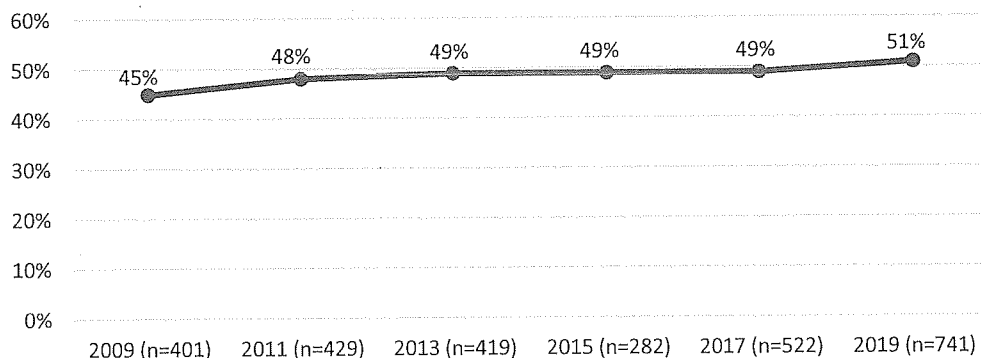
Source: SF DOSW Data Collection & Analysis.

However, further analysis reveals underrepresentation of particular groups. Subsequent sections present comprehensive data analysis providing comparison to previous years, detailing the variables of gender, race/ethnicity, LGBTQ identity, disability, veteran status, and policy body characteristics of budget size, decision-making authority, and appointment authority.

A. Gender

On San Francisco policy bodies, 51% of appointees identify as women, which is slightly above parity compared to the San Francisco female population of 49%. The representation of women remained stable at 49% from 2013 until 2017. This year, the representation of women increased by 2 percentage points, which could be partly due to the larger sample size used in this year’s analysis compared to previous years. A 10-year comparison shows that the representation of women appointees has gradually increased since 2009 by a total of six percentage points.

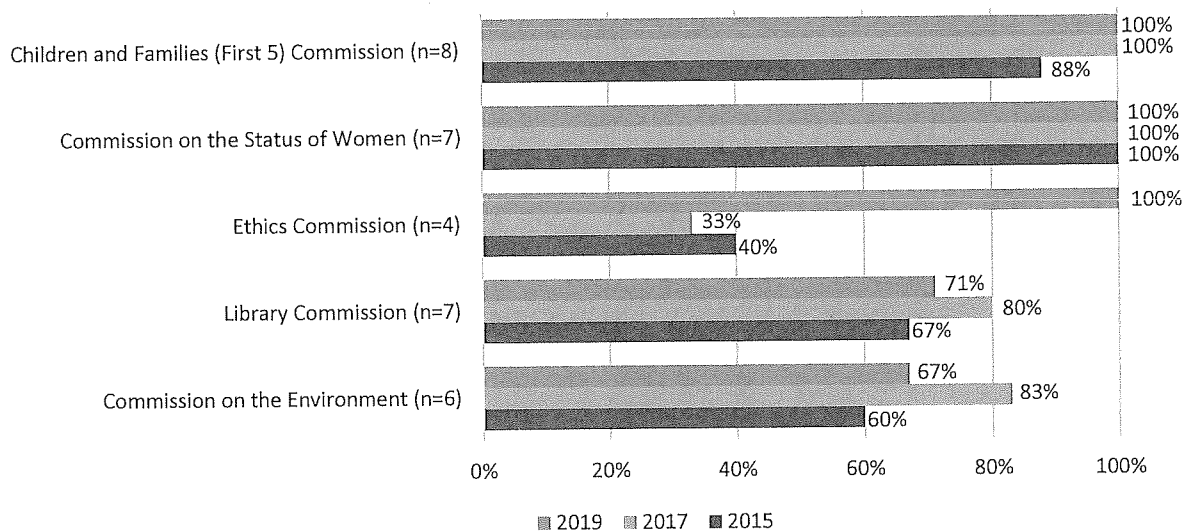
Figure 2: 10-Year Comparison of Representation of Women on Policy Bodies



Source: SF DOSW Data Collection & Analysis.

Figures 3 and 4 analyze Commissions and Boards. Figure 3 showcases the five Commissions and Boards with the highest representation of women appointees as compared to 2015 and 2017. The Children and Families (First Five) Commission and the Commission on the Status of Women are currently comprised of all women appointees. This finding has been consistent for the Commission on the Status of Women in 2015 and 2017. While the Ethics Commission has 100% women appointees, much more than 2015 and 2017, its small size of five appointees means that minimal changes in its demographic composition greatly impacts percentages. This is also the case for other policy bodies with a small number of members. The Library Commission and the Commission on the Environment are fourth and fifth on the list at 71% and 67% women, respectively, with long standing female majorities on each.

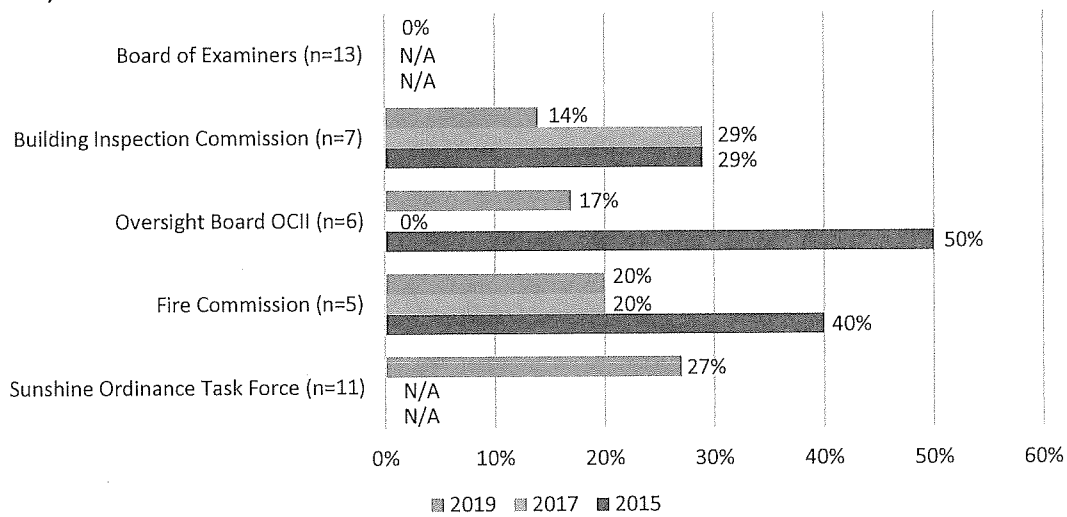
Figure 3: Commissions and Boards with Highest Percentages of Women, 2019 Compared to 2017, 2015



Source: SF DOSW Data Collection & Analysis.

Out of the Commissions and Boards in this section, 23 have 40% or less women. The five Commissions and Boards with the lowest representation of women are displayed in Figure 4. The lowest percentage is found on the Board of Examiners where currently *none* of the 13 appointees are women. Unfortunately, demographic data is unavailable for the Board of Examiners for 2017 and 2015. Next is the Building Inspection Commission at 14%, which is a decrease of female representation compared to 2017 and 2015. The Oversight Board of Community Investment and Infrastructure, Fire Commission, and Sunshine Ordinance Task Force also have some of the lowest percentages of women at 17%, 20%, and 27%, respectively. Unfortunately, the Sunshine Ordinance Task Force did not participate in previous analyses and therefore demographics data is unavailable for 2017 and 2015.

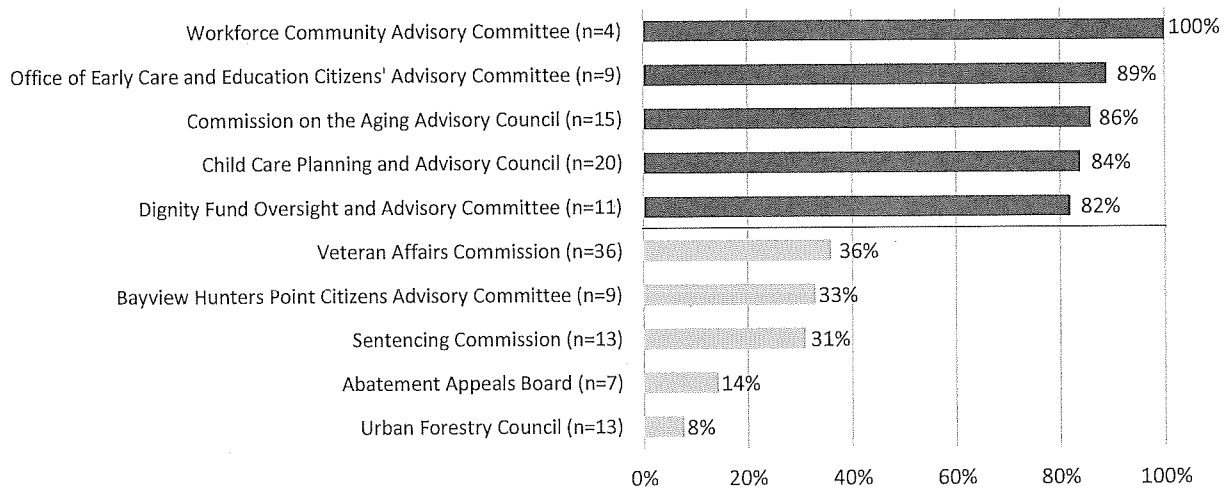
Figure 4: Commissions and Boards with Lowest Percentage of Women, 2019 Compared to 2017, 2015



Source: SF DOSW Data Collection & Analysis.

In addition to Commissions and Boards, Advisory Bodies were examined for the highest and lowest percentages of women. This is the first year such bodies have been included, thus comparison to previous years is unavailable. Figure 9 below displays the five Advisory Bodies with the highest and the five with the lowest representations of women. The Workforce Community Advisory Committees has the greatest representation of women at 100%, followed by the Office of Early Care and Education Citizen’s Advisory Committee at 89%. The Advisory Bodies with the lowest percentage of women are the Urban Forestry Council at 8% of the 13-member body and the Abatement Appeals Board at 14% of the 7-member body.

Figure 5: Advisory Bodies with the Highest and Lowest Percentage of Women, 2019

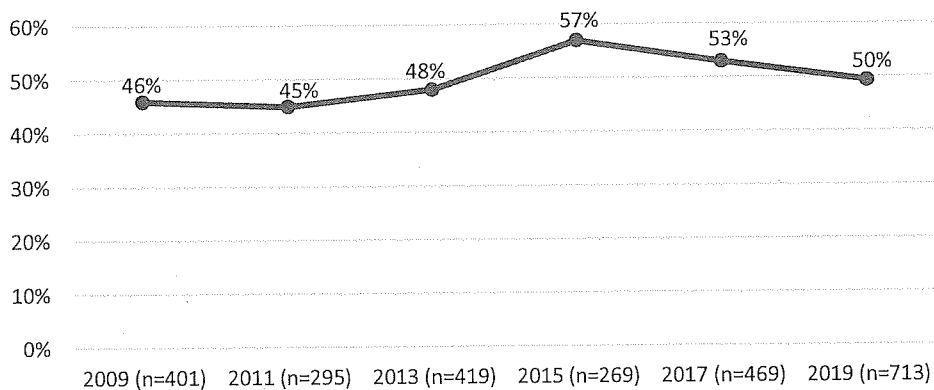


Source: SF DOSW Data Collection & Analysis.

B. Race and Ethnicity

Data on racial and ethnic identity was collected for 706, or 95%, of the 741 surveyed appointees. Although half of appointees identify as a race or ethnicity other than white or Caucasian, people of color are still underrepresented compared to the San Francisco population of 62%. The representation of people of color has increased since 2009 but has decreased following 2015. The number of appointees analyzed increased substantially in 2017 and 2019 compared to 2015, and these larger data samples have coincided with smaller percentages of people of color. The percentage decrease following 2017 could be partially due to the inclusion of more policy and advisory bodies, as the representation of people of color on Commissions and Boards dropped only slightly from 53% in 2017 to 52% in 2019.

Figure 6: 10-Year Comparison of Representation of People of Color on Policy Bodies



Source: SF DOSW Data Collection & Analysis.

The racial and ethnic breakdown of policy body members compared to the San Francisco population is shown in Figure 7. This analysis reveals underrepresentation and overrepresentation in San Francisco policy bodies for certain racial and ethnic groups. Half of all appointees are white, an overrepresentation by more than 10 percentage points. The Black and African American community is well represented on appointed policy bodies at 14% compared to 5% of the population of San Francisco. Characterizing this as an overrepresentation is inaccurate given the representation of Black or African American people on policy bodies has been consistent over the years while the San Francisco population has declined over the same period.³ Furthermore, the most recent nationwide estimate for the Black or African American population is 13%, which is nearly equal to the 14% of Black or African American appointees present on San Francisco policy bodies.⁴

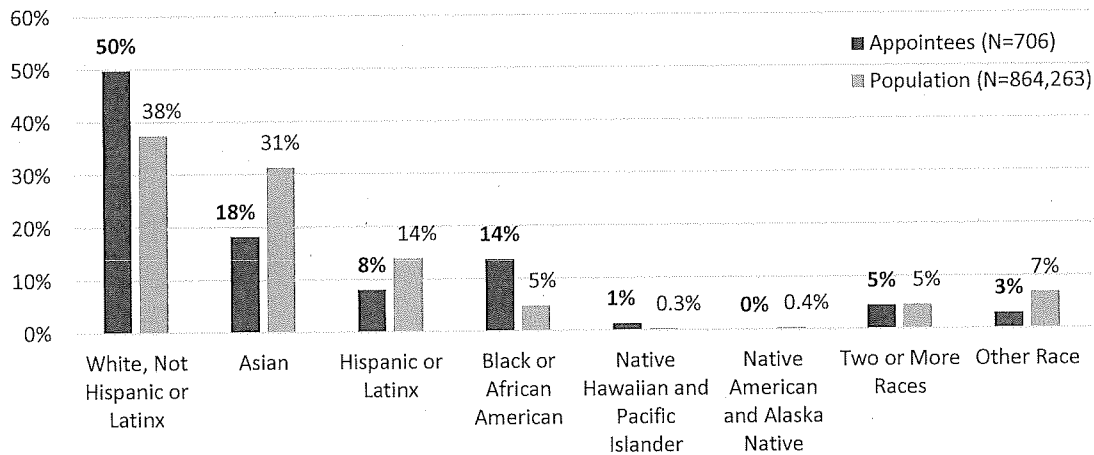
Considerably underrepresented racial and ethnic groups on San Francisco policy bodies compared to the San Francisco population are individuals who identify as Asian or Latinx. While Asians are 31% of the San Francisco population, they only make up 18% of appointees. While the Latinx population of San Francisco is 14%, only 8% of appointees are Latinx. Although there is a small population of Native

³ Samir Gambhir and Stephen Menendian, "Racial Segregation in the Bay Area, Part 2," *Haas Institute for a Fair and Inclusive Society* (2018).

⁴ US Census Bureau, 2018, Retrieved from <https://www.census.gov/quickfacts/fact/table/US/PST045218>.

Americans and Alaska Natives in San Francisco of 0.4%, none of the surveyed appointees identified themselves as such.

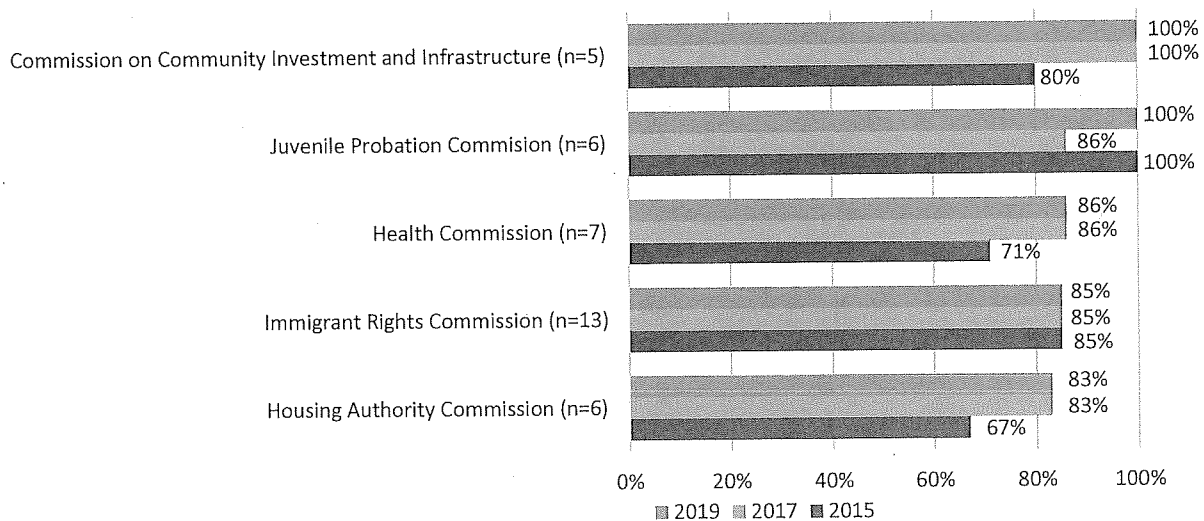
Figure 7: Race and Ethnicity of Appointees Compared to San Francisco Population, 2019



Sources: 2017 American Community Survey 5-Year Estimates, SF DOSW Data Collection & Analysis.

The next two graphs illustrate Commissions and Boards, and Advisory Bodies with the highest and lowest percentages of people of color. As shown in Figure 8, the Commission on Community Investment and Infrastructure remained at 100% from 2017, while the Juvenile Probation Commission has returned to 100% this year after a dip in 2017. Next is the Health Commission, Immigrant Rights Commission, and Housing Authority Commission at 86%, 85%, and 83%, respectively. Percentages of people of color on both the Health Commission and the Housing Authority Commission increased following 2015, and have remained consistent since 2017.

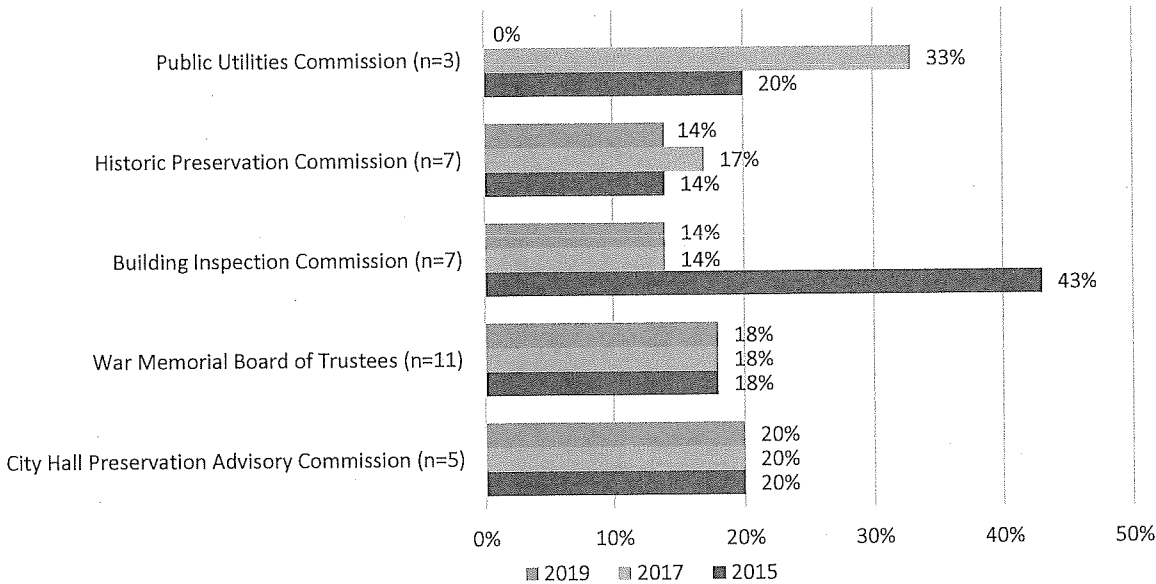
Figure 8: Commissions and Boards with Highest Percentage of People of Color, 2019 Compared to 2017, 2015



Source: SF DOSW Data Collection & Analysis.

There are 23 policy bodies that have 40% or less appointees who identified a racial and ethnic category other than white. Although the Public Utilities Commission has two vacancies, *none* of the current appointees identify as people of color. The Historic Preservation Commission and Building Inspection Commission are both at 14% representation for people of color. The Building Inspection Commission had a large drop from 43% in 2015, with the percentage of people of color decreasing to 14% in 2017 and remaining at this percent for 2019. Lastly, the War Memorial Board of Trustees and City Hall Preservation Advisory Commission have 18% and 20%, respectively.

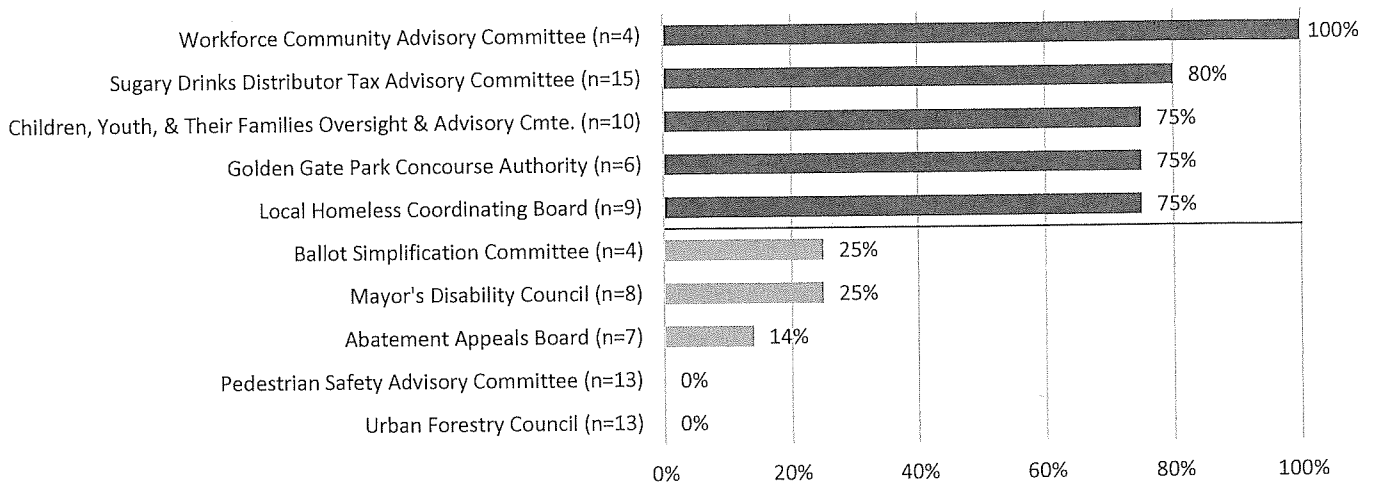
Figure 9: Commissions and Boards with Lowest Percentage of People of Color, 2019 Compared to 2017, 2015



Source: SF DOSW Data Collection & Analysis.

In addition to Commissions and Boards, Advisory Bodies were examined for the highest and lowest percentages of people of color. This is the first year such bodies have been included, thus comparison to previous years is unavailable. All members of the Workforce Community Advisory Committee are people of color. People of color comprise 80% of the Sugary Drinks Distributor Tax Advisory Committee, and 75% of appointees on the Children, Youth and Their Families Oversight and Advisory Committee, the Golden Gate Park Concourse Authority, and the Local Homeless Coordinating Board. Out of the five Advisory Bodies with the lowest representation of people of color, the Ballot Simplification Committee and the Mayor’s Disability Council have 25% appointees of color, and the Abatement Appeals Board has 14% appointees of color. The Urban Forestry and the Pedestrian Safety Advisory Committee have no people of color currently serving.

Figure 10: Advisory Bodies with the Highest and Lowest Percentage of People of Color, 2019

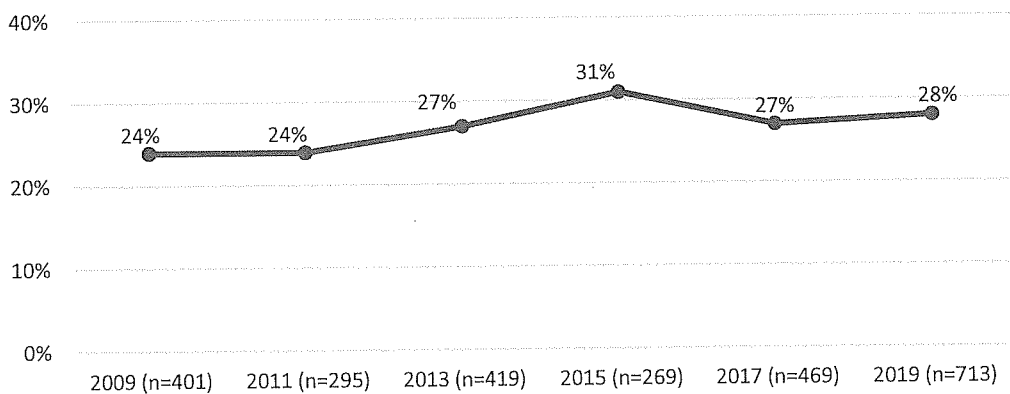


Source: SF DOSW Data Collection & Analysis.

C. Race and Ethnicity by Gender

White men and women are overrepresented on San Francisco policy bodies, while Asian and Latinx men and women are underrepresented. While women of color continue to be underrepresented at 28% compared to the San Francisco population of 32%, this is a slight increase from 2017 which showed 27% women of color. Meanwhile, men of color are 21% of appointees compared to 31% of the San Francisco population.

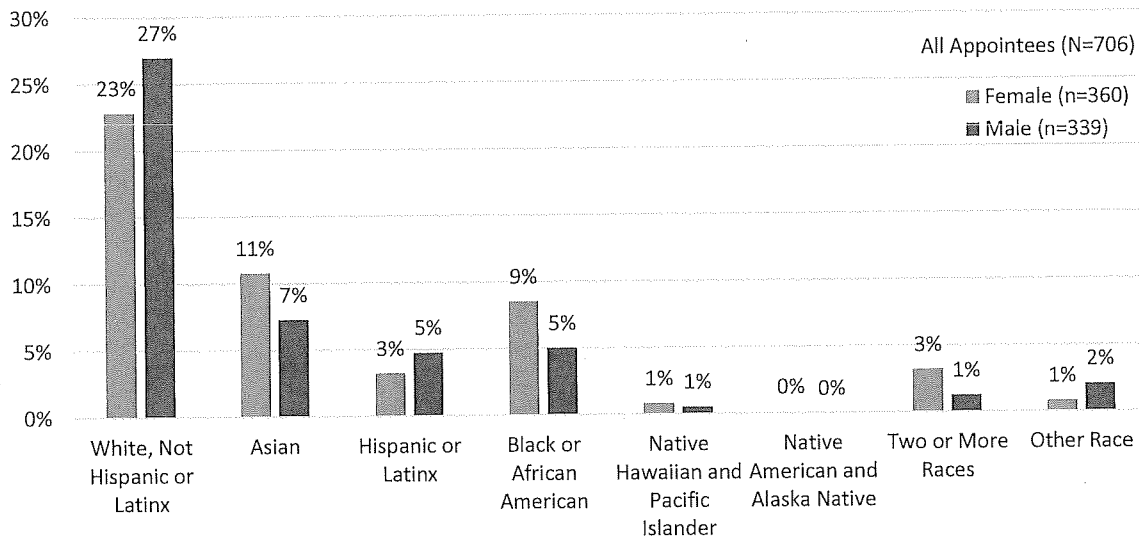
Figure 11: 10-Year Comparison of Representation of Women of Color on Policy Bodies



Source: SF DOSW Data Collection & Analysis.

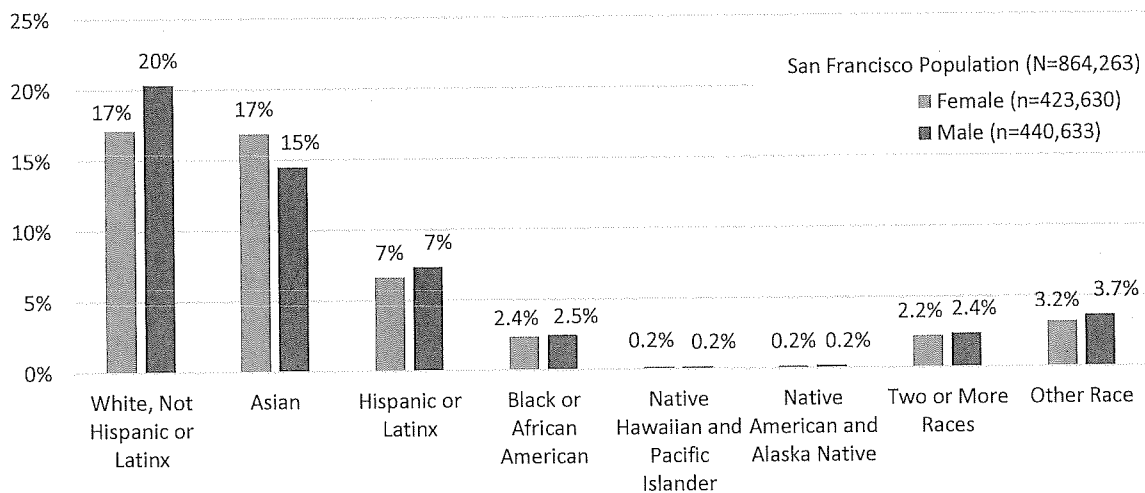
The following figures present the breakdown for appointees and the San Francisco population by race and ethnicity and gender. White men and women are overrepresented, holding 27% and 23% of appointments, respectively, compared to 20% and 17% of the population, respectively. Asian men and women are both greatly underrepresented with Asian women making up 11% of appointees compared to 17% of the population while Asian men comprise 7% of appointees and 15% of the population. Latinx men and women are also underrepresented, particularly Latinx women, who are 3% of appointees and 7% of the population, while Latinx men are 5% of appointees and 7% of the population. Black or African American men and women are well-represented with Black women comprising 9% of appointees and Black men comprising 5% of appointees. Pacific Islander men and women, and multiethnic women also exceed parity with the population. Although Native American men and women make up only 0.4% of San Francisco’s population, none of the surveyed appointees identified themselves as such.

Figure 12: Appointees by Race/Ethnicity and Gender, 2019



Source: SF DOSW Data Collection & Analysis.

Figure 13: San Francisco Population by Race/Ethnicity, 2019



Source: 2017 American Community Survey 5-Year Estimates.

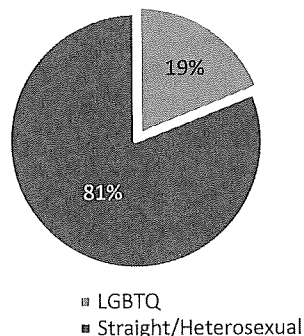
D. LGBTQ Identity

Lesbian, gay, bisexual, transgender, queer, and questioning (LGBTQ) identity data was collected from 548, or 75%, of the 741 surveyed appointees, which is much more data on LGBTQ identity compared to previous reports. Due to limited and outdated information on the population of the LGBTQ community in San Francisco, it is difficult to adequately assess the representation of the LGBTQ community. However, compared to available San Francisco, larger Bay Area, and national data, the LGBTQ community is well represented on San Francisco policy bodies. Recent research estimates the national LGBT population is 4.5%.⁵ The LGBT population of the San Francisco and greater Bay Area is estimated to rank the highest of U.S. cities at 6.2%,⁶ while a 2006 survey found that 15.4% of adults in San Francisco identify as LGBT⁷.

Of the appointees who responded to this question, 19% identify as LGBTQ and 81% identify as straight or heterosexual. Of the LGBTQ appointees, 48% identify as gay, 23% as lesbian, 17% as bisexual, 7% as queer, 5% as transgender, and 1% as questioning. Data on LGBTQ identity by race was not captured. Efforts to capture data on LGBTQ identity by race for future reports would enable more intersectional analysis.

Figure 14: LGBTQ Identity of Appointees, 2019

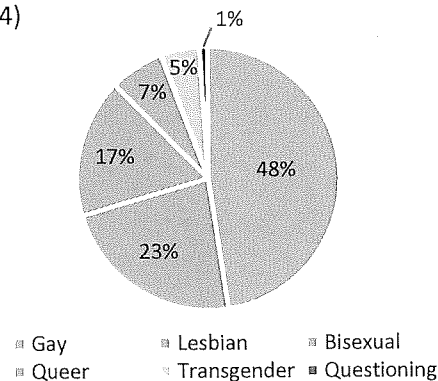
(N=548)



Source: SF DOSW Data Collection & Analysis.

Figure 15: LGBTQ Population of Appointees, 2019

(N=104)



Source: SF DOSW Data Collection & Analysis.

E. Disability Status

Overall, 12% of adults in San Francisco have one or more disabilities, and when broken down by gender, 6.2% are women and 5.7% are men. Disability data for transgender and gender non-conforming individuals in San Francisco is currently unavailable. Data on disability was obtained from 516, or 70%, of the 714 appointees who participated in the survey. Of the 516 appointees, 11.2% reported to have one

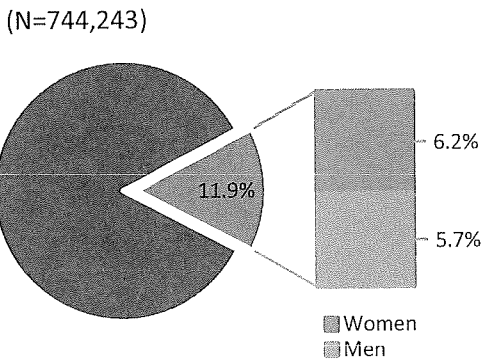
⁵ Frank Newport, "In U.S., Estimate of LGBT Population Rises to 4.5%," *GALLUP* (May 22, 2018) <https://news.gallup.com/poll/234863/estimate-lgbt-population-rises.aspx>.

⁶ Gary J. Gates and Frank Newport, "San Francisco Metro Area Ranks Highest in LGBT Percentage," *GALLUP* (March 20, 2015) https://news.gallup.com/poll/182051/san-francisco-metro-area-ranks-highest-lgbt-percentage.aspx?utm_source=Social%20Issues&utm_medium=newsfeed&utm_campaign=tiles.

⁷ Gary J. Gates, "Same Sex Couples and the Gay, Lesbian, Bisexual Population: New Estimates from the American Community Survey," *The Williams Institute on Sexual Orientation Law and Public Policy, UCLA School of Law* (2006).

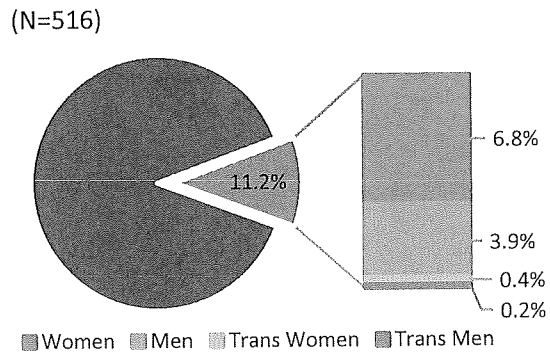
or more disabilities, which is near parity with the San Francisco population. Of the 11.2% appointees with one or more disabilities, 6.8% are women, 3.9% are men, 0.4% are trans women, and 0.2% are trans men.

Figure 16: San Francisco Adult Population with a Disability by Gender, 2017



Source: 2017 American Community Survey 5-Year Estimates.

Figure 17: Appointees with One or More Disabilities by Gender, 2019

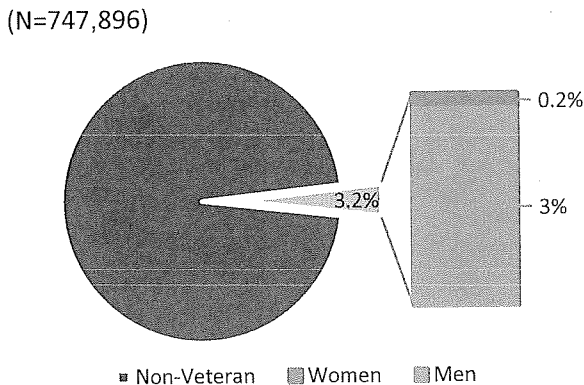


Source: SF DOSW Data Collection & Analysis.

F. Veteran Status

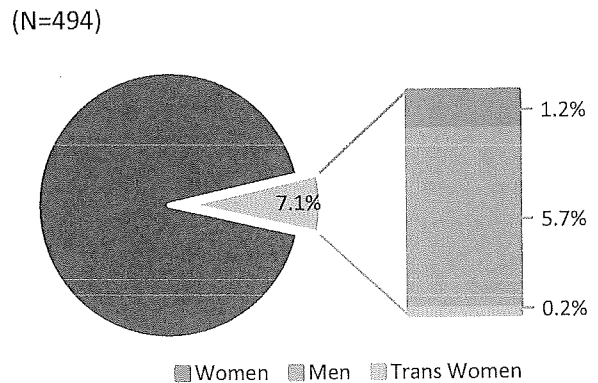
Overall, 3.2% of the adult population in San Francisco has served in the military. There is a considerable difference by gender, as male veterans are 3% and female veterans are 0.2% of the population. Data on veteran status was obtained from 494, or 67%, of appointees who participated in the survey. Of the 494 appointees who responded to this question, 7.1% have served in the military. Like the San Francisco population, there is a large difference by gender, as men comprise 5.7% and women make up only 1.2% of the total number of veteran appointees. Of participating appointees, 0.2% of veterans are trans women. Veteran status data on transgender and gender non-conforming individuals in San Francisco is currently unavailable.

Figure 18: San Francisco Adult Population with Military Service by Gender, 2017



Source: 2017 American Community Survey 5-Year Estimates.

Figure 19: Appointees with Military Service, 2019



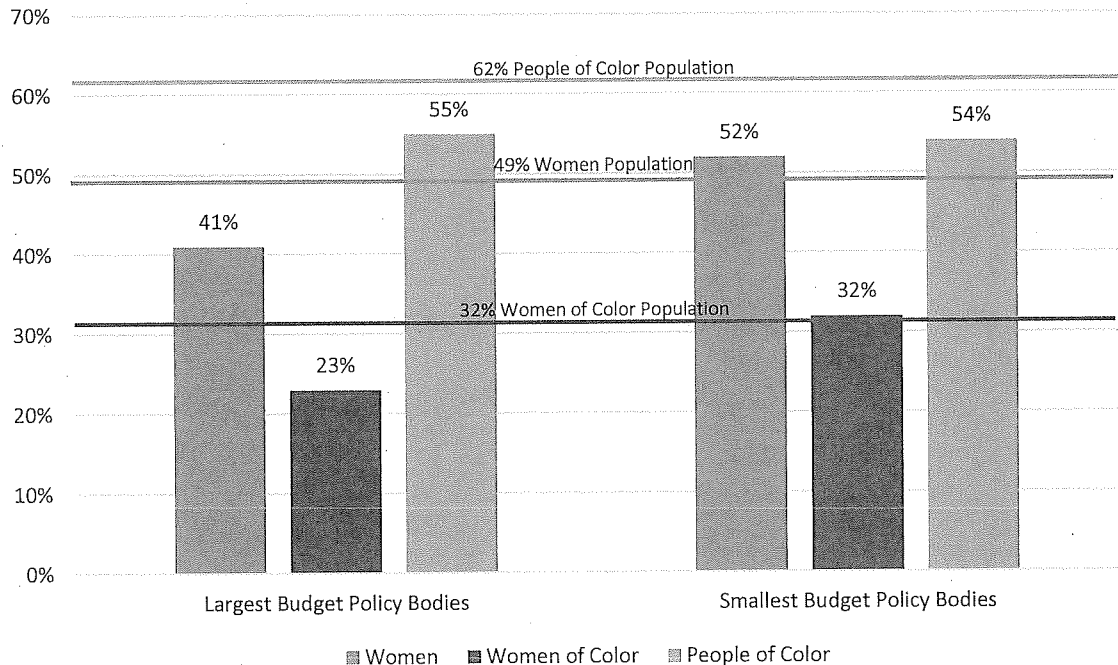
Source: SF DOSW Data Collection & Analysis.

G. Policy Bodies by Budget

This report also examines whether policy bodies with the largest and smallest budget sizes and other characteristics are demographically representative of the San Francisco population. In this section, budget size is used as a proxy for influence. Although this report has expanded the scope of analysis to include more policy bodies compared to previous reports, this section of analysis was limited to Commissions and Boards with decision-making authority and whose members file financial disclosures with the Ethics Commission. The purpose of this analysis is to evaluate the demographics for the spectrum of budgetary influence of policy bodies with decision-making authority in San Francisco.

Overall, appointees from the 10 largest budgeted Commissions and Boards are 55% people of color, 41% women, and 23% women of color. Appointees from the 10 smallest budgeted Commissions and Boards are 54% people of color, 52% women, and 32% women of color. Although still below parity with the San Francisco population, the representation of people of color on both the largest and smallest budgeted policy bodies is greater than the percentage of people of color for all appointees combined (50%). For women and women of color, their representation meets or exceeds parity with the population on the 10 smallest budgeted bodies. However, it falls far below parity for the 10 largest budgeted bodies. The representation of total women and women of color is greater on smaller budgeted policy bodies by 27%, and 39%, respectively.

Figure 20: Percent of Women, Women of Color, and People of Color on Commissions and Boards with Largest and Smallest Budgets in Fiscal Year 2018-2019



Source: SF DOSW Data Collection & Analysis.

Figure 21: Demographics of Commissions and Boards with Largest Budgets, 2019

Body	FY18-19 Budget	Total Seats	Filled seats	Women	Women of Color	People of Color
Health Commission	\$2,200,000,000	7	7	29%	14%	86%
Public Utilities Commission	\$1,296,600,000	5	3	67%	0%	0%
MTA Board of Directors and Parking Authority Commission	\$1,200,000,000	7	7	57%	14%	43%
Airport Commission	\$1,000,000,000	5	5	40%	20%	40%
Commission on Community Investment and Infrastructure	\$745,000,000	5	5	60%	60%	100%
Police Commission	\$687,139,793	7	7	43%	43%	71%
Health Authority (Plan Governing Board)	\$666,000,000	19	15	33%	27%	47%
Human Services Commission	\$529,900,000	5	5	40%	0%	40%
Fire Commission	\$400,721,970	5	5	20%	20%	40%
Aging and Adult Services Commission	\$334,700,000	7	7	43%	14%	57%
Total	\$9,060,061,763	72	66	41%	23%	55%

Source: SF DOSW Data Collection & Analysis.

Figure 22: Demographics of Commissions and Boards with Smallest Budgets, 2019

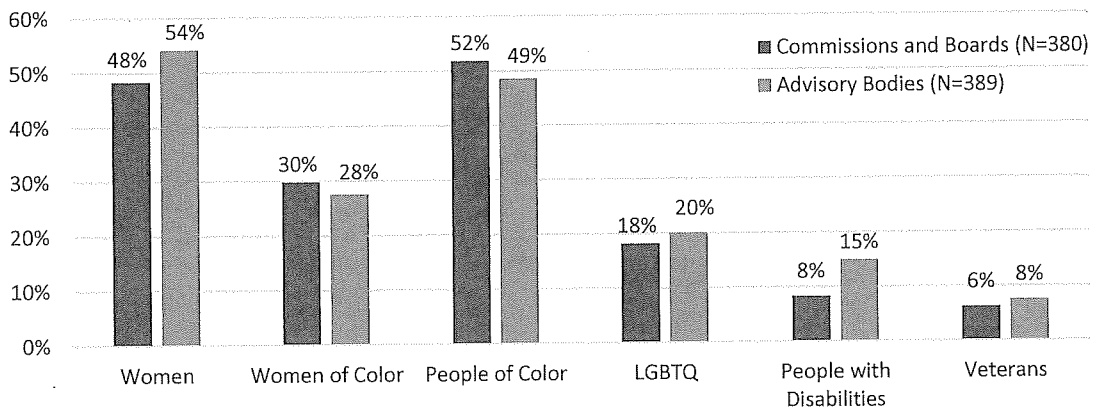
Body	FY18-19 Budget	Total Seats	Filled Seats	Women	Women of color	People of Color
Rent Board Commission	\$8,543,912	10	9	44%	11%	33%
Commission on the Status of Women	\$8,048,712	7	7	100%	71%	71%
Ethics Commission	\$6,458,045	5	4	100%	50%	50%
Human Rights Commission	\$4,299,600	12	10	50%	50%	70%
Small Business Commission	\$2,242,007	7	7	43%	29%	43%
Civil Service Commission	\$1,262,072	5	4	50%	0%	25%
Board of Appeals	\$1,072,300	5	5	40%	20%	40%
Entertainment Commission	\$1,003,898	7	7	29%	14%	57%
Assessment Appeals Board No.1, 2, & 3	\$663,423	24	18	39%	22%	44%
Youth Commission	\$305,711	17	16	56%	44%	75%
Total	\$33,899,680	99	87	52%	32%	54%

Source: SF DOSW Data Collection & Analysis.

H. Comparison of Advisory Body and Commission and Board Demographics

The comparison of the two policy body categories in this section provides another proxy for influence, as Commissions and Boards whose members file disclosures of economic interest have greater decision-making authority in San Francisco than Advisory Bodies whose members do not file economic interest disclosures. The percentages of total women, LGBTQ people, people with disabilities, and veterans are larger for total appointees on Advisory Bodies. However, the percentages of women of color and people of color on Commissions and Boards slightly exceeds the percentages of women of color and people of color on Advisory Bodies.

Figure 23: Demographics of Appointees on Commission and Boards and Advisory Bodies, 2019

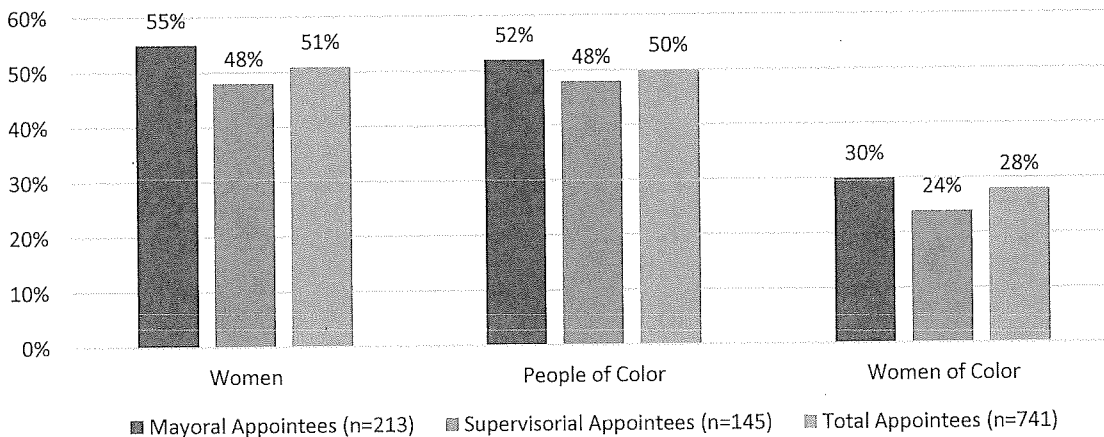


Source: SF DOSW Data Collection & Analysis.

I. Demographics of Mayoral, Supervisorial, and Total Appointees

Figure 24 compares the representation of women, women of color, and people of color for appointments made by the Mayor, Board of Supervisors, and by the total of all approving authorities combined. Mayoral appointments are more diverse, and consist of more women, women of color, and people of color compared to Supervisorial appointments. Mayoral appointments include 55% women, 30% women of color, and 52% people of color, while Supervisorial appointments are 48% women, 24% women of color, and 48% people of color. The total of all approving authorities combined average out at 51% women, 28% women of color, and 50% people of color. This disparity in diversity between Mayoral and Supervisorial appointments may be due in part to the appointment section process for each authority. The 11-member Board of Supervisors only sees applicants for specific bodies through the 3-member Rules Committee or by designees, stipulated in legislation (e.g. “renter,” “landlord,” “consumer advocate”), whereas the Mayor typically has the ability to take total appointments into account during selections, and can therefore better address gaps in diversity.

Figure 24: Demographics of Mayoral, Supervisorial, and Total Appointees, 2019



Source: SF DOSW Data Collection & Analysis.

III. Conclusion

Since the first gender analysis of Commissions and Boards in 2007, the representation of women appointees on San Francisco policy bodies has gradually increased. The *2019 Gender Analysis* finds the percentage of women appointees is 51%, which slightly exceeds the population of women in San Francisco.

When appointee demographics are analyzed by gender and race, women of color continue to be underrepresented on San Francisco policy bodies compared to the San Francisco population. Most notably underrepresented are Asian women who make up 17% of the population but only 11% of appointees, and Latinx women who make up 7% of the population but only 3% of appointees. Additionally, men of color are underrepresented relative to their San Francisco population, primarily Asian and Latinx men.

Furthermore, when analyzing the demographic composition of larger and smaller budgeted Commissions and Boards, women are underrepresented on those with the largest budgets, and overrepresented or reach parity with the population on smaller budgeted Commissions and Boards. These two trends are amplified for women of color appointees. Women comprise 41% of total appointees on the largest budgeted policy bodies, which is 8 percentage points below the population, and women of color comprise 23% of total appointees on the largest budgeted policy bodies, 9 percentage points below their San Francisco population. Comparatively, women are 52% of total appointees on the smallest budgeted policy bodies, and women of color are 32% of appointees, which is equal to the San Francisco population. However, the issue of largest and smallest budgeted policy bodies does not seem to impact the representation of people of color. People of color make up 55% of appointees on the largest budgeted policy bodies and 54% of appointees on the smallest budgeted policy bodies compared to 50% of total appointees. Nonetheless, these percentages still fall below the San Francisco population of people of color at 62%.

In addition to using budget size as a proxy for influence, this report analyzed demographic characteristics of appointees on Commissions and Boards who file disclosures of economic interest and have decision-making authority, and appointees on Advisory Bodies who do not file economic interest disclosures. Over half (54%) of appointees on Advisory Bodies are women, while 48% of appointees on Commissions and Boards are women. Although 48% is only slightly below the San Francisco population of women, women comprise a decently higher percentage of appointees on Advisory Bodies compared to Commissions and Boards.

This year's report features more data on LGBTQ identity, veteran status, and disability than previous gender analyses. The *2019 Gender Analysis* found a relatively high representation of LGBTQ individuals on San Francisco policy bodies. For the appointees that provided LGBTQ identity information, 19% identify as LGBTQ with the largest subset being gay men at 48%. It is recommended for future gender analyses to collect LGBTQ data by race and gender to provide additional intersectional analysis. The representation of appointees with disabilities is 11%, just below the 12% population. Veterans are highly represented on San Francisco policy bodies at 7% compared to the veteran population of 3%.

Additionally, this report evaluates and compares the representation of women, women of color, and people of color appointees by the Mayor, Board of Supervisors, and by the total of all approving authorities combined. Mayoral appointees include 55% women, 30% women of color, and 52% people

of color, which overall is more diverse by gender and race compared to both Supervisorial appointees and total appointees.

This report is intended to advise the Mayor, Board of Supervisors, and other appointing authorities, as they select appointments for policy bodies of the City and County of San Francisco. In spirit of the 2008 City Charter Amendment that establishes this biennial Gender Analysis report requirement and the importance of diversity on San Francisco policy bodies, efforts to address gaps in diversity and inclusion should remain at the forefront when making appointments in order to accurately reflect the population of San Francisco.

IV. Methodology and Limitations

This report focuses on City and County of San Francisco Commissions, Boards, Task Forces, Councils, and Committees that have the majority of members appointed by the Mayor and Board of Supervisors and that have jurisdiction limited to the City. The gender analysis reflects data from the policy bodies that provided information to the Department on the Status of Women through digital and paper survey.

Data was requested from 90 policy bodies and acquired from 84 different policy bodies and a total of 741 appointees. A Commissioner or Board member's gender identity, race/ethnicity, sexual orientation, disability status, and veteran status were among data elements collected on a voluntary basis. Data on lesbian, gay, bisexual, transgender, queer, or questioning (LGBTQ) identity, disability, and veteran status of appointees were incomplete or unavailable for some appointees but are included to the extent possible. As the fundamental objective of this report is to surface patterns of underrepresentation, every attempt has been made to reflect accurate and complete information in this report. Data for some policy bodies was incomplete, and all appointees who responded were included in the total demographic categories. Only policy bodies with full data on gender and race for all appointees were included in sections comparing demographics of individual bodies. It should be noted that for policy bodies with a small number of members, the change of a single individual greatly impacts the percentages of demographic categories. As such, these percentages should be interpreted with this in mind.

The surveyed policy bodies fall under two categories designated by the San Francisco Office of the City Attorney document entitled *List of City Boards, Commissions, and Advisory Bodies Created by Charter, Ordinance, or Statute*.⁸ This document separates San Francisco policy bodies into two different categories. The first category includes Commissions and Boards with decision-making authority and whose members are required to submit financial disclosures with the Ethics Commission, and the second category encompasses Advisory Bodies whose members do not submit financial disclosures with the Ethics Commission. Depending on the analysis criteria in each section of this report, the surveyed policy bodies and appointees are either examined comprehensively as a whole or examined separately in the two categories designated by the Office of the City Attorney.

Data from the U.S. Census 2013-2017 American Community Survey 5-Year Estimates provides a comparison to the San Francisco population. Figures 26 and 27 in the Appendix display these population estimates by race/ethnicity and gender.

⁸ "List of City Boards, Commissions, and Advisory Bodies Created by Charter, Ordinance, or Statute," Office of the City Attorney, <https://www.sfcityattorney.org/wp-content/uploads/2016/01/Commission-List-08252017.pdf>, (August 25, 2017).

Appendix

Figure 25: Policy Body Demographics, 2019⁹

Policy Body	Total Seats	Filled Seats	FY18-19 Budget	Women	Women of Color	People of Color
Abatement Appeals Board	7	7	\$76,500,000	14%	0%	14%
Aging and Adult Services Commission	7	7	\$334,700,000	57%	33%	57%
Airport Commission	5	5	\$1,000,000,000	40%	50%	40%
Arts Commission	15	15	\$37,000,000	67%	50%	60%
Asian Art Commission	27	27	\$30,000,000	63%	71%	59%
Assessment Appeals Board No.1	8	5	\$663,423	20%	0%	20%
Assessment Appeals Board No.2	8	8	-	50%	75%	63%
Assessment Appeals Board No.3	8	4	-	50%	50%	50%
Ballot Simplification Committee	5	4	\$0	75%	33%	25%
Bayview Hunters Point Citizens Advisory Committee	12	9	\$0	33%	100%	67%
Board of Appeals	5	5	\$1,072,300	40%	50%	40%
Board of Examiners	13	13	\$0	0%	0%	46%
Building Inspection Commission	7	7	\$76,500,000	14%	0%	14%
Child Care Planning and Advisory Council	25	19	\$26,841	84%	50%	50%
Children and Families Commission (First 5)	9	8	\$28,002,978	100%	75%	75%
Children, Youth, and Their Families Oversight and Advisory Committee	11	10	\$155,224,346	50%	80%	75%
Citizen's Committee on Community Development	9	8	\$39,696,467	75%	67%	63%
City Hall Preservation Advisory Commission	5	5	\$0	60%	33%	20%
Civil Service Commission	5	4	\$1,262,072	50%	0%	25%
Commission on Community Investment and Infrastructure	5	5	\$745,000,000	60%	100%	100%
Commission on the Aging Advisory Council	22	15	\$0	80%	33%	31%
Commission on the Environment	7	6	\$27,280,925	67%	50%	50%
Commission on the Status of Women	7	7	\$8,048,712	100%	71%	71%
Dignity Fund Oversight and Advisory Committee	11	11	\$3,000,000	82%	33%	45%
Eastern Neighborhoods Citizens Advisory Committee	19	13	\$0	38%	40%	44%
Elections Commission	7	7	\$15,238,360	57%	25%	29%
Entertainment Commission	7	7	\$1,003,898	29%	50%	57%
Ethics Commission	5	4	\$6,458,045	100%	50%	50%
Film Commission	11	11	\$0	55%	67%	50%
Fire Commission	5	5	\$400,721,970	20%	100%	40%
Golden Gate Park Concourse Authority	7	6	\$0	50%	67%	75%

⁹ Figure 25 only includes policy bodies with complete data on gender for all appointees. Some bodies had incomplete data on race/ethnicity of appointees. For these, percentages for people of color are calculated out of known race/ethnicity.

Policy Body	Total Seats	Filled Seats	FY18-19 Budget	Women	Women of Color	People of Color
Health Authority (Plan Governing Board)	19	15	\$666,000,000	33%	80%	50%
Health Commission	7	7	\$2,200,000,000	43%	50%	86%
Health Service Board	7	6	\$11,632,022	33%	0%	50%
Historic Preservation Commission	7	7	\$53,832,000	43%	33%	14%
Housing Authority Commission	7	6	\$60,894,150	50%	100%	83%
Human Rights Commission	12	10	\$4,299,600	60%	100%	70%
Human Services Commission	5	5	\$529,900,000	40%	0%	40%
Immigrant Rights Commission	15	13	\$0	54%	86%	85%
In-Home Supportive Services Public Authority	13	9	\$70,729,667	44%	50%	56%
Juvenile Probation Commission	7	6	\$48,824,199	33%	100%	100%
Library Commission	7	7	\$160,000,000	71%	40%	57%
Local Homeless Coordinating Board	9	9	\$40,000,000	56%	60%	75%
Mayor's Disability Council	11	8	\$0	75%	17%	25%
Mental Health Board	17	15	\$184,962	73%	64%	73%
MTA Board of Directors and Parking Authority Commission	7	7	\$1,200,000,000	57%	25%	43%
Office of Early Care and Education Citizens' Advisory Committee	9	9	\$0	89%	50%	56%
Oversight Board (COII)	7	6	\$745,000,000	17%	100%	67%
Pedestrian Safety Advisory Committee	17	13	\$0	46%	17%	8%
Planning Commission	7	6	\$53,832,000	50%	67%	33%
Police Commission	7	7	\$687,139,793	43%	100%	71%
Port Commission	5	5	\$192,600,000	60%	67%	60%
Public Utilities Citizen's Advisory Committee	17	13	\$0	54%	14%	31%
Public Utilities Commission	5	3	\$1,296,600,000	67%	0%	0%
Public Utilities Rate Fairness Board	7	6	\$0	33%	100%	67%
Public Utilities Revenue Bond Oversight Committee	7	5	\$0	40%	50%	40%
Recreation and Park Commission	7	7	\$230,900,000	29%	50%	43%
Reentry Council	24	23	\$0	43%	70%	70%
Rent Board Commission	10	9	\$8,543,912	44%	25%	33%
Residential Users Appeal Board	3	2	\$0	0%	0%	50%
Retirement System Board	7	7	\$95,000,000	43%	67%	29%
Sentencing Commission	13	13	\$0	31%	25%	67%
Small Business Commission	7	7	\$2,242,007	43%	67%	43%
SRO Task Force	12	12	\$0	42%	25%	55%
Sugary Drinks Distributor Tax Advisory Committee	16	15	\$0	67%	70%	80%
Sunshine Ordinance Task Force	11	11	\$0	27%	67%	36%
Sweatfree Procurement Advisory Group	11	7	\$0	43%	67%	43%
Treasure Island Development Authority	7	6	\$18,484,130	50%	N/A	N/A

Policy Body	Total Seats	Filled Seats	FY18-19 Budget	Women	Women of Color	People of Color
Treasure Island/Yerba Buena Island Citizens Advisory Board	17	13	\$0	54%	N/A	N/A
Urban Forestry Council	15	13	\$153,626	8%	0%	0%
Veterans Affairs Commission	17	11	\$0	36%	50%	55%
War Memorial Board of Trustees	11	11	\$18,185,686	55%	33%	18%
Workforce Community Advisory Committee	8	4	\$0	100%	100%	100%
Youth Commission	17	16	\$305,711	56%	78%	75%

Source: SF DOSW Data Collection & Analysis, 2019.

Figure 26: San Francisco Population Estimates by Race/Ethnicity, 2017

Race/Ethnicity	Total	
	Estimate	Percent
San Francisco County California	864,263	-
White, Not Hispanic or Latino	353,000	38%
Asian	295,347	31%
Hispanic or Latinx	131,949	14%
Some other Race	64,800	7%
Black or African American	45,654	5%
Two or More Races	43,664	5%
Native Hawaiian and Pacific Islander	3,226	0.3%
Native American and Alaska Native	3,306	0.4%

Source: 2017 American Community Survey 5-Year Estimates.

Figure 27: San Francisco Population Estimates by Race/Ethnicity and Gender, 2017

Race/Ethnicity	Total		Female		Male	
	Estimate	Percent	Estimate	Percent	Estimate	Percent
San Francisco County California	864,263	-	423,630	49%	440,633	51%
White, Not Hispanic or Latino	353,000	38%	161,381	17%	191,619	20%
Asian	295,347	31%	158,762	17%	136,585	15%
Hispanic or Latinx	131,949	14%	62,646	7%	69,303	7%
Some Other Race	64,800	7%	30,174	3%	34,626	4%
Black or African American	45,654	5%	22,311	2.4%	23,343	2.5%
Two or More Races	43,664	5%	21,110	2.2%	22,554	2.4%
Native Hawaiian and Pacific Islander	3,226	0.3%	1,576	0.2%	1,650	0.2%
Native American and Alaska Native	3,306	0.4%	1,589	0.2%	1,717	0.2%

Source: 2017 American Community Survey 5-Year Estimates.

City and County of San Francisco
Department on the Status of Women
25 Van Ness Avenue, Suite 240
San Francisco, California 94102
sfgov.org/dosw
dosw@sfgov.org
415.252.2570