



RULES COMMITTEE NOVEMBER 2015

Proposed Revenue Measure

- Our Park System
- Our Budget
- Our Challenge
- Our Opportunity



Inspire, Connect, Play

Our Park System: Why Parks Matter

- **Our parks are the antidote to growth and increased density**

- Planning estimates that SF will add 280,000 residents and 97,000 housing units in the next 25 years
- Since 2004, 91% of new housing constructed has been buildings with ten or more units
- Research by the RAND Corp. and TPL shows that park users are 3x as likely to use a renovated park

- **Recreation improves mental health and contributes to violence prevention**

- Parks decrease symptoms of depression, anxiety and panic disorders and increase energy, vigor and self-esteem (California State Parks study)
- Revitalized and active parks produce safer communities
- RPD Violence Prevention Programs include: Peace Hoops, Teen Mather Experience and partnerships with the SFPD at Herz and Garfield playgrounds

- **Parks encourage healthy outcomes**

- According to the CDC, enhanced access to places for physical activity led to a 25.6 percent increase in the percentage of people exercising on three or more days per week. – Nearly 1/3 of all San Franciscans are overweight or obese.

- **Parks improve the environment**

- RPD's parks and its 131,000 trees absorb 750,000 cubic feet of storm water and purify nearly 135,000 tons of air pollutants annually

- **Parks provide free and affordable recreational options for residents**

- The direct use benefit for park users is equivalent to more than \$200 million per year

- **Parks increase city revenue through property taxes and tourism**

- Annual property tax revenues attributed to proximity to a park: **\$24.7 million**
- Annual tax revenues from park-related tourism: **\$46.9 million**

Our Park System: An Asset Worth Protecting



- Nearly 98% of all San Franciscans live within a 10-minute walk of a city park
- San Francisco has one of the top three park systems in the nation (TPL)
- Forbes Magazine named San Francisco the best outdoor city in America
- Over 15% of land in San Francisco is open space

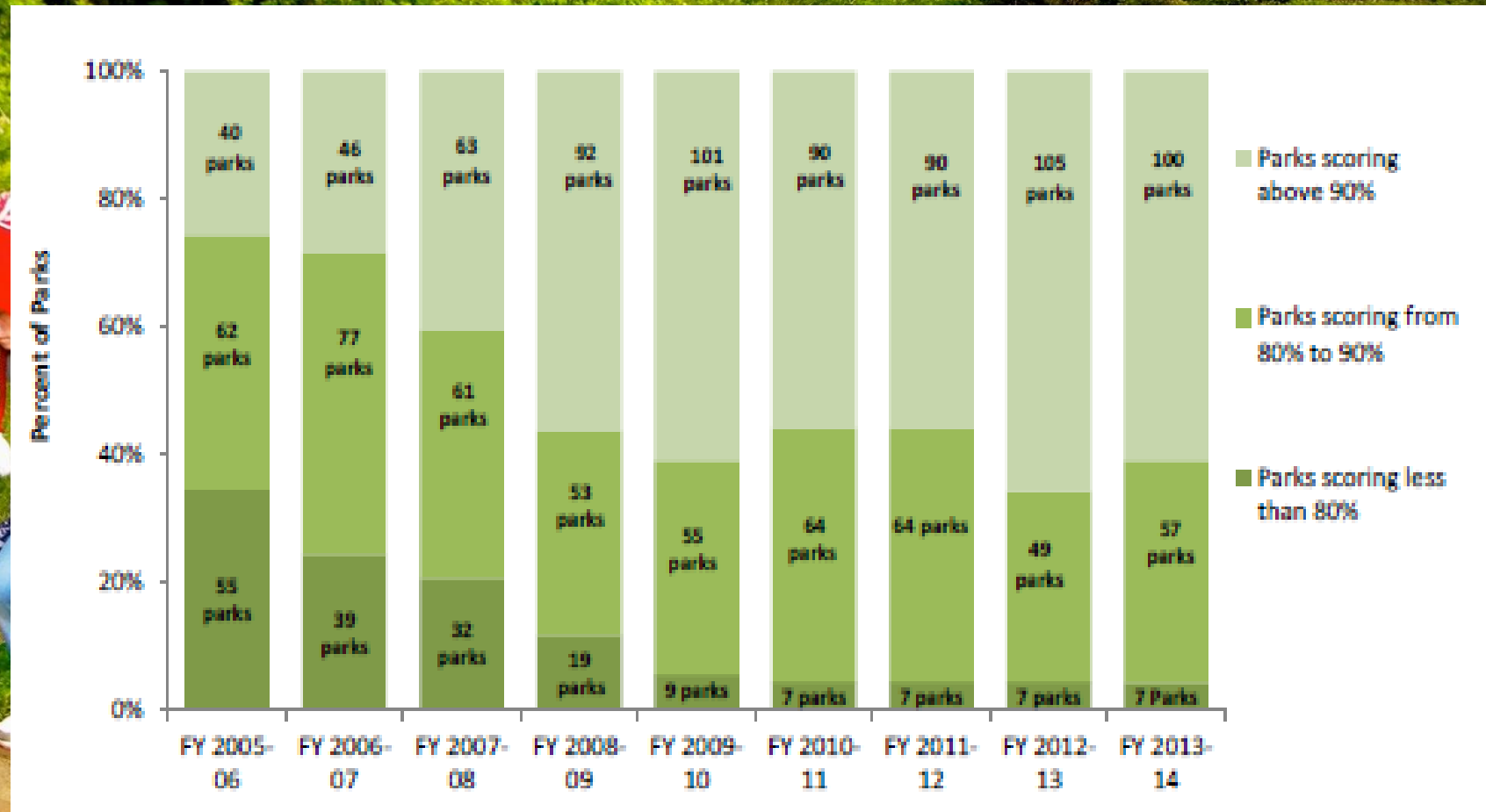
Our Park System: By the Numbers

- **RPD manages 4,316 acres of park land**
 - 220 neighborhood parks
 - 179 playgrounds
 - 72 basketball courts & 151 tennis courts
 - 102 sports fields
 - 6 golf courses
 - 1 marina
 - 1 family camp
- **RPD operates 27 full-service recreation centers and 9 pools**
 - In FY 2013-14 RPD provided over 5,400 recreation programs in arts, sports, community services and leisure.
 - In FY 2013-14 the department provided \$1.1 million in recreation scholarships to low income San Franciscans

Our Park System: Recreation in High Demand



Our Park System: Well maintained Parks



Our Park System: Mapping Capital Investment



Our Budget: An Overview

2015 – 2016 Budget = \$178.7 million

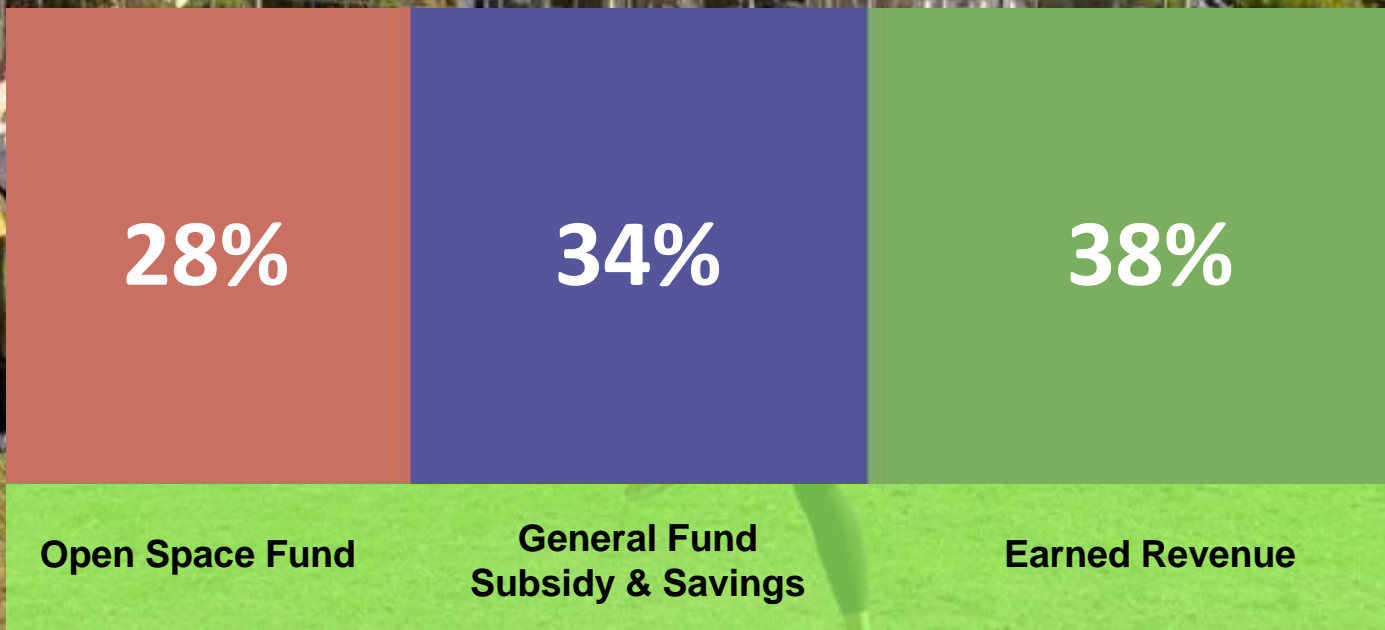
Operating Budget = \$139.6 million

Capital Budget = \$39.1 million

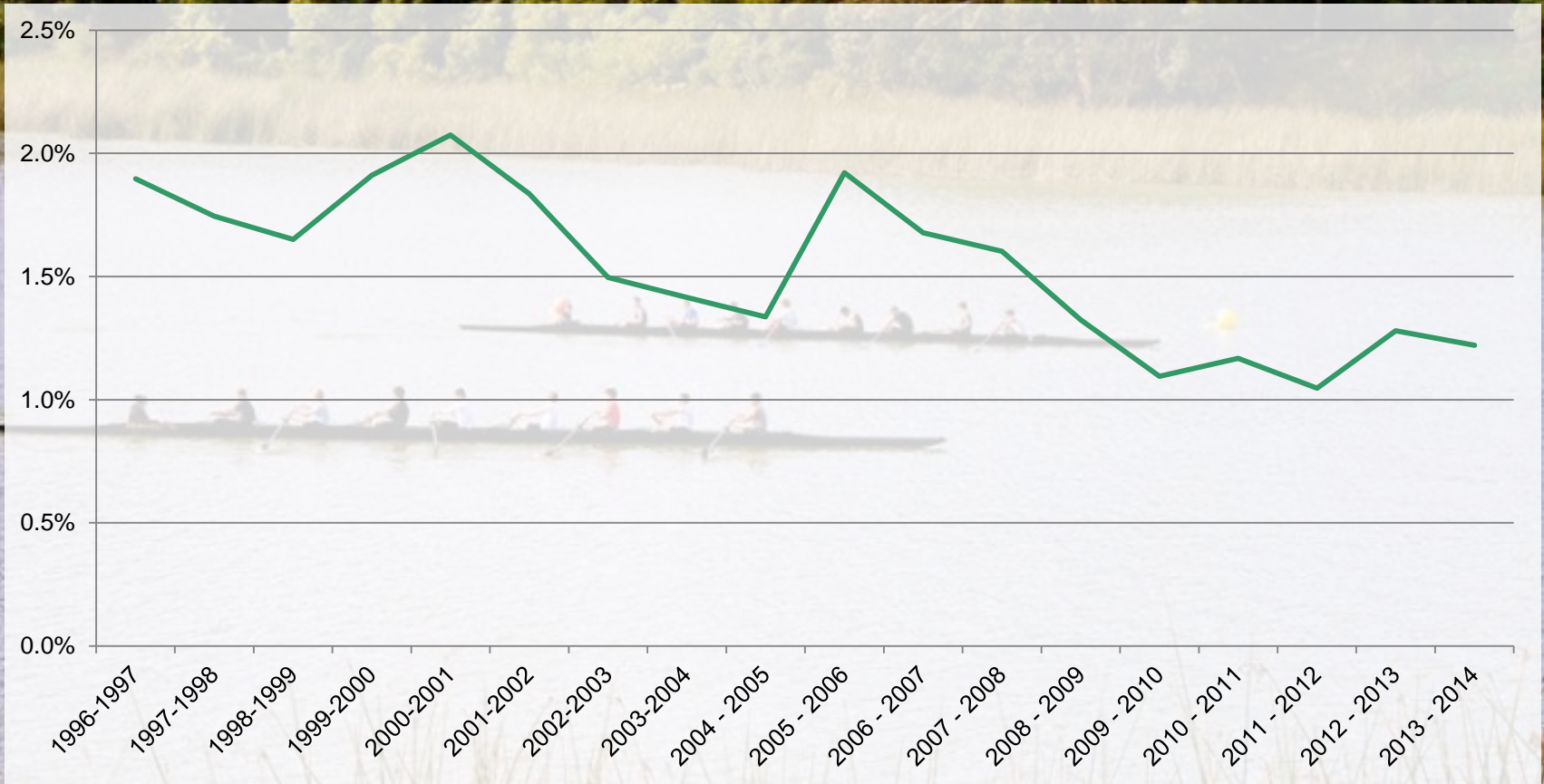
916 Budgeted and Funded FTE



Our Budget: Three Primary Sources of Revenue



Our Budget: GF Subsidy Not on Pace with Overall GF Growth



Our Challenge: Keeping Parks Clean, Safe and Green(ish) in a dense and growing city

- 3,600 vandalism incidents, worth \$1 million, occur in parks annually
- Only 4 Park Rangers on duty at any given time to patrol 3,400 acres of parks in the City
- Park maintenance scores have “hit the wall”
 - 25% of each gardener’s work day is spent picking up trash
 - System has one gardener per 20 acres of open space
 - Inadequate custodian staffing to clean buildings – custodians have time only to clean restrooms and playgrounds
 - 2/3 of park acres are manually irrigated
- Structural Maintenance Yard receives 15,000 work orders annually
 - At current staffing levels it will take the Yard 1.5 years to complete the work orders – assuming that no new work orders come in.
- Over the last 20 years, RPD has amassed a deferred maintenance backlog exceeding \$1 billion. Roadway infrastructure 17-20m alone.
- As new parks (including Francisco Reservoir, India Basin, Noe Valley Town Square 17th and Folsom and future D6 acquisitions come on-line), they must be maintained
- Possible future open space management role in emerging development areas, including the Shipyard, Transbay, Mission Bay, Treasure Island

Our Challenge: Demand for Recreation Exceeds Current Resources

- Currently 19% of SF households have a child under the age of 18
 - CPC projects that the SF's population of children between 0 and 14 will increase by 44% between 2010 and 2040
-
- Recreation programs only recover approximately 1/3 of cost through fees. Heavily subsidized.
 - \$1.2m per year in scholarships. Scholarships have increased 38% in last four years.
 - Recreation centers and swimming pools are only funded for five day-a-week operation
 - 13,630 people on waitlist for recreation programming and 4,200 people on waitlist for swim lessons
 - M&S per facility: \$21,470; NRPA standard: \$100,000
 - 18% increase in facility permits issued in the last two years
 - In last four years, number of youth soccer teams has increased from 220 to 450

Our Challenge: Ensuring Open Space for Future Generations

- At current urban forestry staffing levels RPD can maintain each of its 131,000 trees once every 50 years. Best practice is programmed maintenance every 5 to 7 years.
- On average, park trees are between 70 and 100 years old. Massive gaps in the park canopy will occur unless trees are strategically replaced. Aecom study recommends spending \$\$7-8m per year on tree maintenance and on replanting 1000 trees per yer
- Sustaining a 30% reduction in water usage requires large scale changes in park design, ecology and maintenance

Our Challenge: Keeping Pace with Customer Expectations

Our department lacks technological, administrative and planning capacity

- 74% of RPD's staffed facilities lack a high speed internet connection
- .1 FTE to manage 723 PCs, laptops and tablets, 434 cell phones and 860 land lines, \$44,000 a month in phone costs
- On average, it takes RPD 5 months to complete a PCS hire
- RPD hires over 500 temporary staff and 75 permanent staff annually
- 1 FTE to manage 700+ pieces of rolling equipment
- On average, RPD receives 115 - 311 referrals weekly
- RPD just completed its first strategic planning process in 12 years;

Our Opportunity: Proposed Revenue Measure

Stability, Growth, Investment

- Proposed revenue measure creates a General Fund baseline that provides our parks system with financial stability and protects it from future economic downturns.
- Proposed revenue measure increases General Fund support by \$3m each year over fifteen years allowing for planned, incremental growth of our operations and planning functions.
- Proposed revenue measure locks in \$15m in GF Capital per year for 15 years allowing for necessary infrastructure investment that will allow for deferred and preventative maintenance



Thank you!