

File No. 110216

Committee Item No. \_\_\_\_\_

Board Item No. 45

## COMMITTEE/BOARD OF SUPERVISORS

### AGENDA PACKET CONTENTS LIST

Committee \_\_\_\_\_

Date \_\_\_\_\_

Board of Supervisors Meeting

Date June 28, 2011

#### Cmte Board

- |                          |                                     |  |
|--------------------------|-------------------------------------|--|
| <input type="checkbox"/> | <input type="checkbox"/>            | Motion                                       |
| <input type="checkbox"/> | <input checked="" type="checkbox"/> | Resolution                                   |
| <input type="checkbox"/> | <input type="checkbox"/>            | Ordinance                                    |
| <input type="checkbox"/> | <input type="checkbox"/>            | Legislative Digest                           |
| <input type="checkbox"/> | <input type="checkbox"/>            | Budget Analyst Report                        |
| <input type="checkbox"/> | <input type="checkbox"/>            | Legislative Analyst Report                   |
| <input type="checkbox"/> | <input type="checkbox"/>            | Introduction Form (for hearings)             |
| <input type="checkbox"/> | <input checked="" type="checkbox"/> | Department/Agency Cover Letter and/or Report |
| <input type="checkbox"/> | <input type="checkbox"/>            | MOU  |
| <input type="checkbox"/> | <input type="checkbox"/>            | Grant Information Form                       |
| <input type="checkbox"/> | <input type="checkbox"/>            | Grant Budget                                 |
| <input type="checkbox"/> | <input type="checkbox"/>            | Subcontract Budget                           |
| <input type="checkbox"/> | <input type="checkbox"/>            | Contract/Agreement                           |
| <input type="checkbox"/> | <input type="checkbox"/>            | Award Letter                                 |
| <input type="checkbox"/> | <input type="checkbox"/>            | Application                                  |
| <input type="checkbox"/> | <input type="checkbox"/>            | Public Correspondence                        |

OTHER (Use back side if additional space is needed)

<input type="checkbox"/>	<input type="checkbox"/>	_____
<input type="checkbox"/>	<input type="checkbox"/>	_____
<input type="checkbox"/>	<input type="checkbox"/>	_____

Completed by: Joy Lamug

Date June 23, 2011

Completed by: \_\_\_\_\_

Date \_\_\_\_\_

An asterisked item represents the cover sheet to a document that exceeds 20 pages. The complete document is in the file.

1 [Report of Assessment Costs for Sidewalk and Curb Repairs]

2  
3 **Resolution approving report of assessment costs submitted by the Director of Public**  
4 **Works for sidewalk and curb repairs ordered to be performed by said Director pursuant**  
5 **to Sections 707 and 707.1 of the Public Works Code, the costs thereof having been paid**  
6 **for out of a revolving fund.**

7  
8 RESOLVED, That after public hearings on January 13, 2010, January 27, 2010,  
9 February 17, 2010, March 17, 2010, March 31, 2010 and April 21, 2010, regarding any  
10 objections to the Director of Public Works for work done or caused to be done pursuant to the  
11 provisions of Section 707 and 707.1 of the Public Works Code of the City and County of San  
12 Francisco, the costs thereof having been paid for by the City and County out of a revolving  
13 fund, and after making such modifications, if any, as the Board of Supervisors deems  
14 necessary, the Board does hereby confirm said Report of Assessment costs described in  
15 Department of Public Works Order No. 179330, and be it


16 FURTHER RESOLVED, That a copy of this resolution and a copy of said itemized  
17 Report of Assessment Costs confirmed by the Board shall be transmitted to the Controller and  
18 Tax Collector of the City and County, whereupon it shall be the duty of said officers to add the  
19 amount of each assessment to the next regular bill for taxes levied against each respective  
20 parcel of land, and thereafter each said amount shall be collected at the same time and in the  
21 same manner as ordinary City and County taxes are collected, and shall be subject to the  
22 same procedure under foreclosure and sale in case of delinquency as provided for ordinary  
23 taxes of the City and County; and be it


24 FURTHER RESOLVED, That all monies received in payment of the assessments shall  
25 be credited to the revolving fund provided for in Section 706.8 of the Public Works Code,

1 except that the portion of the assessments attributable to the cost of City Administration shall  
2 be credited to the Administrative Account of Sidewalk Repair  
3  
4 Revolving Fund (Index Code PWD302SWFSRF, Funds 2S-PWFSRF, Project / Work Phase  
5 PSMDSR / SW6440).  
6  
7

8 RECOMMENDED:

APPROVED:

10   
11 \_\_\_\_\_  
12 Jerry Sanguinetti  
13 Manager  
14 Bureau of Street-Use & Mapping

10   
11 \_\_\_\_\_  
12 Edward D. Reiskin  
13 Director of Public Works



Edwin M. Lee, Mayor  
Edward D. Reiskin, Director

San Francisco Department of Public Works  
Office of the Deputy Director of Engineering  
Bureau of Street-Use and Mapping  
875 Stevenson St., Rm. 460  
San Francisco, CA 94103  
(415) 554-5810 ■ www.sfdpw.org



Jerry Sanguinetti, Bureau Manager

May 27, 2011

Board of Supervisors  
1 Dr. Carlton B. Goodlett Place  
City Hall, Room 244  
San Francisco, CA 94102-4689  
Attention: Ms. Angela Calvillo, Clerk of the Board

Subject: Assessment for Sidewalk Repairs

Dear Members of the Board:

Sections 706 and 707 of the Public Works Code require property owners to maintain sidewalks in front of their property. The Department inspects the sidewalks periodically and notifies the property owners of repairs which must be made. Property owners may elect to have the Department make necessary repairs and have associated costs placed on their next property tax bill.

If the property owner fails to make repairs, the work is done by the City, and the property owner is billed. If the property owner fails to pay the bill, an assessment in the amount of the bill, plus administrative costs (twelve percent) is submitted to the Board of Supervisors.

Enclosed for your review and approval are:

1. A list of various properties who have either chosen to have work performed by the Department of Public Works (DPW) and have elected to have associated costs placed on their next property tax bill or property owners who have failed to reimburse DPW for repair costs.
2. A resolution confirming the Order.

The Department has conducted public hearings throughout the year prior to commencing any work on behalf of property owners. During these hearings, property owners can dispute the area required for repair and associated costs. After review and approval by the Board of Supervisors, the assessment is added to the property owner's tax bill.

Please calendar this item for consideration.

Sincerely,


Edward D. Reiskin  
Director

Attachments: As Noted.

RECEIVED  
BOARD OF SUPERVISORS  
SAN FRANCISCO  
2011 MAY 27 AM 11:15  
BY *R*



RECOMMENDED:



Jerry Sangvinetti  
Bureau Manager  
Bureau of Street-Use and Mapping

Report of Cost							5/26/2011
Sidewalk Repair and Improvement Program (SIRP)							
Special Assessments for FY 11-12 Property Tax Bill (Tentative List)							
Invoice Date	Invoice #	Block/Lot	NTR#	Location	Invoice Balance	12% Admin Fee	Total Property SIRP Bill
05/08/09	17733	6915017	41461	1995 Ocean Ave	246.75	29.61	276.36
05/22/09	18402	6942035	41444	230 Granada Ave	447.75	53.73	501.48
10/30/09	24214	3569001	927592	3017 16th St	1,094.50	131.34	1,225.84
04/02/10	32642	6517014	932298	972 Capp St	895.50	107.46	1,002.96
05/21/10	34829	6346004F	932876	15 Italy Ave	845.75	101.49	947.24
05/21/10	34838	6968001	933417	4960 Mission St	1,343.25	161.19	1,504.44
05/21/10	34840	6968002	933410	4960 Mission St	736.30	88.36	824.66
05/21/10	34844	6968008	933358	5000 Mission St	497.50	59.70	557.20
05/21/10	34853	6968020	935440	32 Seneca Ave	2,504.60	300.55	2,805.15
05/21/10	34855	6968023	933000	50 Seneca Ave	819.20	98.30	917.50
05/21/10	34863	6968034	933434	145 Bertita St	497.50	59.70	557.20
05/28/10	35083	6272006	933131	548 London St	298.50	35.82	334.32
05/28/10	35110	6968048	933604	152 Bertita St	358.20	42.98	401.18
06/04/10	35299	6959013	933847	1921 Alemany Blvd	298.50	35.82	334.32
06/04/10	35315	6959030	933862	1927 Alemany Blvd	298.50	35.82	334.32
06/11/10	35603	6084020	934423	4787 Mission St	1,393.00	167.16	1,560.16
06/11/10	35612	6084025	934380	4731 Mission St	199.00	23.88	222.88
06/11/10	35631	6272021	933222	4837 Mission St	298.50	35.82	334.32
06/11/10	35636	6272031	933165	4809 Mission St	547.25	65.67	612.92
06/14/10	35646	6956001	935160	4734 Mission St	4,228.75	507.45	4,736.20
06/14/10	35651	6956015	935305	11 Leo St	358.20	42.98	401.18
06/14/10	35664	6959027	933785	15 Onondaga Ave	1,094.50	131.34	1,225.84
06/18/10	35924	6955028	934493	45 Ruth St	99.50	11.94	111.44
06/18/10	35930	6955031	934464	31 Ruth St	1,164.15	139.70	1,303.85
07/01/10	36238	6083007	935145	345 London St	2,500.00	300.00	2,800.00
07/01/10	36274	3206003	934790	4610 Mission St	845.75	101.49	947.24
07/02/10	36355	3147028	934524	39 Santa Rosa Ave	477.60	57.31	534.91
07/02/10	36356	3147028A	934520	25 Santa Rosa Ave	557.20	66.86	624.06
07/02/10	36364	3148005	934777	4596 Mission St	89.55	10.75	100.30
07/02/10	36369	3148009	935036	28 Norton St	1,243.75	149.25	1,393.00
07/02/10	36388	3206007A	934950	36 San Juan Ave	308.45	37.01	345.46
07/02/10	36397	3206021	934883	73 Norton St	318.40	38.21	356.61
07/02/10	36407	3207023	934634	69 San Juan Ave	2,029.80	243.58	2,273.38
07/16/10	36931	6733A039	936021	1035 Chenery St	4,650.50	558.06	5,208.56
07/16/10	36935	6735063	936238	822 Congo St	1,033.40	124.01	1,157.41
07/16/10	36952	6761010	935757	176 Burnside Ave	447.75	53.73	501.48
07/23/10	37236	6735062	936196	72 Martha Ave	39.80	4.78	44.58
07/23/10	37237	6735062	936198	72 Martha Ave	39.80	4.78	44.58
08/11/10	37962	2979004	936485	260 Claremont Blvd	218.90	26.27	245.17
08/12/10	38077	3569038	928278	599 Valencia St (Ref. Invoice #24731)	3,749.97	450.00	4,199.97
08/20/10	38488	2988A009	936446	198 West Portal Ave	1,791.00	214.92	2,005.92
09/17/10	39523	6914015	NTR41225	240 Corona St (Ref. Invoice #17700)	783.90	94.07	877.97
12/10/10	43605	2350037	937911	2312 22nd Ave	477.60	57.31	534.91
12/20/10	43903	2349001	937536	903 Santiago St	995.00	119.40	1,114.40
12/20/10	43923	2350007A	937961	2343 21st Ave	447.75	53.73	501.48
12/23/10	44286	2348006	937886	2345 19th Ave	199.00	23.88	222.88
12/23/10	44292	2348013C	937979	2391 19th Ave	218.90	26.27	245.17
12/23/10	44303	2348042	937949	2374 20th Ave	646.75	77.61	724.36
01/04/11	44869	2405021	937368	2484 21st Ave	2,177.03	261.24	2,438.27
01/04/11	44872	2406004	937554	0901 V	2,482.50	297.90	2,780.40
01/04/11	44875	2406031C	937599	949 Taraval St	278.60	33.43	312.03
01/04/11	44877	2348013	937844	2399 19th Ave	7,251.53	870.18	8,121.71
01/04/11	44884	2406036	937469/937475	2447 19th Ave	2,089.50	250.74	2,340.24
01/07/11	45147	2404016	937278	2487 21st Ave	189.05	22.69	211.74
01/07/11	45151	2404022	937290	2474 22nd Ave	99.50	11.94	111.44
01/07/11	45158	2405022	937358	2476 21st Ave	497.50	59.70	557.20
01/07/11	45170	2406005	937517	0901 V	935.30	112.24	1,047.54
01/14/11	45575	3012019	936819	345 West Portal Ave	99.50	11.94	111.44
01/21/11	46092	2483009	936888	360 West Portal Ave	398.00	47.76	445.76
01/21/11	46104	2541020	936891	26 Ardenwood Way	1,182.03	141.84	1,323.87
01/21/11	46124	2931005	936951	50 West Portal Ave	202.27	24.27	226.54
01/21/11	46132	2931017	937000	155 Wawona St	1,397.33	167.68	1,565.01

Report of Cost							
Sidewalk Repair and Improvement Program (SIRP)							
Special Assessments for FY 11-12 Property Tax Bill (Tentative List)							
Invoice Date	Invoice #	Block/Lot	NTR#	Location	Invoice Balance	12% Admin Fee	Total Property SIRP Bill
01/21/11	46175	3014002C	936786	1620 Portola Dr	1,393.00	167.16	1,560.16
01/21/11	46176	3014002D	936774	1630 Portola Dr	378.10	45.37	423.47
01/28/11	46615	3014004	936765	1650 Portola Dr	895.50	107.46	1,002.96
02/04/11	46889	6735050	936212	76 Martha Ave	1,860.65	223.28	2,083.93
02/14/11	47334	1449008	939051	339 17th Ave	159.60	19.15	178.75
02/14/11	47335	1449010	939050	347 17th Ave	84.00	10.08	94.08
03/08/11	48633	1450042	938567	332 19th Ave	411.60	49.39	460.99
03/08/11	48664	1453017A	938939	5718 Geary Blvd	168.00	20.16	188.16
03/08/11	48667	1453023	938925	5746 Geary Blvd	840.00	100.80	940.80
03/08/11	48681	1454038	938443	2123 Clement St	168.00	20.16	188.16
03/17/11	49161	1525013	938872	463 19th Ave	84.00	10.08	94.08
03/17/11	49162	1525015	938864	471 19th Ave	932.40	111.89	1,044.29
03/17/11	49191	1527032I	938883	422 18th Ave	302.40	36.29	338.69
03/25/11	49483	1522028	938243	450 23rd Ave	168.00	20.16	188.16
03/25/11	49489	1526015	939818	2720 Anza St	310.80	37.30	348.10
03/25/11	49504	1527020	938681	481 17th Ave	724.80	86.98	811.78
04/01/11	49868	1452046	939174	376 21st Ave	604.80	72.58	677.38
04/08/11	50217	0596016	940260	1556 Jackson St	302.40	36.29	338.69
04/08/11	50228	0620024	939918	1655 Washington St	84.00	10.08	94.08
04/11/11	50254	0621011	939868	1658 Sacramento St	84.00	10.08	94.08
04/11/11	50257	0621021	939549	1629 Clay St	168.00	20.16	188.16
04/15/11	50533	1524042	938814	2950 Anza St (Ref. Invoice #49153)	3,810.00	457.20	4,267.20
04/21/11	50816	0574007	940286	1616 Pacific Ave	529.20	63.50	592.70
04/21/11	50817	0574012	940235	1650 Pacific Ave	680.40	81.65	762.05
04/21/11	50828	0595008	940771	2050 Van Ness Ave	2,041.20	244.94	2,286.14
04/21/11	50831	0595013	940293	2250 Franklin St	529.20	63.50	592.70
04/21/11	50832	0595145	940290	1601 Pacific Ave	378.00	45.36	423.36
04/21/11	50833	0597029	939866	1591 Jackson St	1,812.00	217.44	2,029.44
04/21/11	50840	0598007	940091	1750 Washington St	84.00	10.08	94.08
04/22/11	50860	0619002	940068	1733 Polk St	84.00	10.08	94.08
04/22/11	50870	0619012	940123	1860 Van Ness Ave	10,147.36	1,217.68	11,365.04
04/22/11	50877	0932010	138902	3157 Baker St	1,381.03	165.72	1,546.75
					95,555.75	11,466.69	107,022.44

