



San Francisco

**Sheriff's Office**

# Rearrest Bookings

Presented by:

**Sheriff Paul Miyamoto**

**Chief Deputy Kathy Johnson**

[Paul.Miyamoto@sfgov.org](mailto:Paul.Miyamoto@sfgov.org)

[Kathy.Johnson@sfgov.org](mailto:Kathy.Johnson@sfgov.org)



San Francisco

# Sheriff's Office

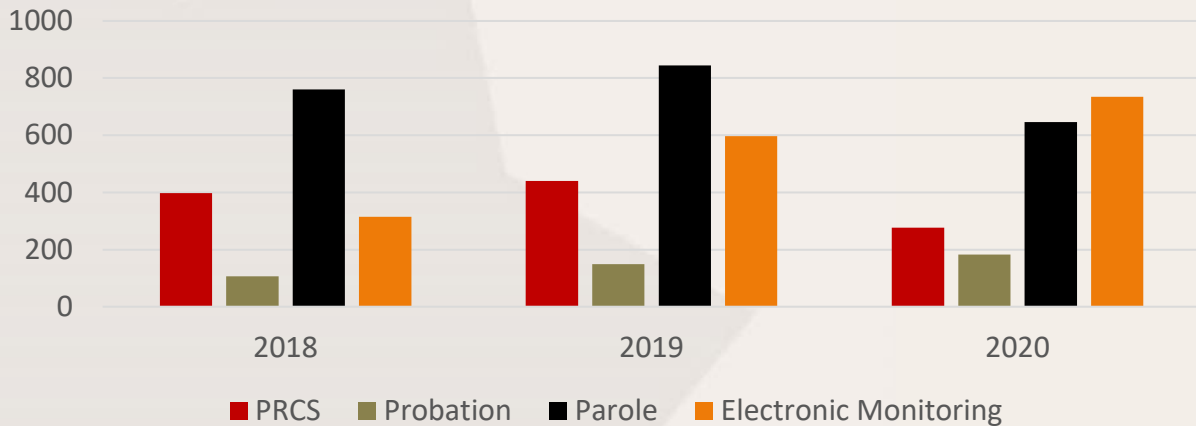
The following presentation is intended to coincide with the Excel Datasheet title "2018-2020 Booking Data BofS v4"

Due to the amount of raw data, descriptors marked with \* refer to this excel sheet for those who may want to comb through the data on their own and do not include a featured chart in the presentation.

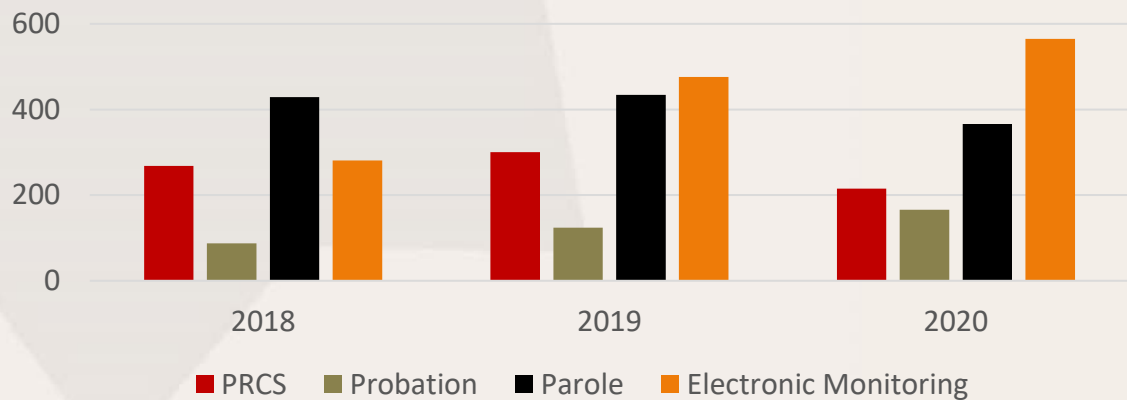


# San Francisco Sheriff's Office

## Bookings



## Individuals



## Booking Type

**Bookings:** Identifies the count of bookings.

**Individuals:** Identifies the count of people from one of the four supervision subgroups. Note: Some may be counted in multiple subgroups if applicable.

**2018-2020:** Sum of all individuals for the three calendar years that were rebooked with: On-view charges, on-view with drug charges or on-view with drug charges only.\*

**Age Range:** Age at the time of first booking.\*

**Booking Frequency:** Number of times a person was booked into jail. Indicates if the individual had at least one on-view charge among all bookings.\*



## Bookings

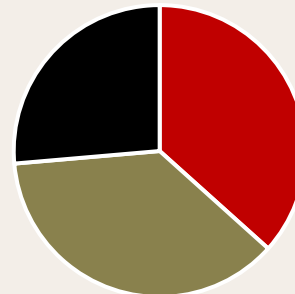
**Unique Individuals:** Identifies the total individuals booked with a previously issued SF# or new SF#.

**Total Bookings:** Count of bookings, releases (inclusive of those who were booked prior to the calendar year), average length of stay, median length of stay, those released within 72 hours and those released within 96 hours.

**Incarceration Reason:** Incarceration reason at the time of booking. If an individual has at least one On View charge (new charge), the booking is classified as On View Booking\*

**Top Crimes for 2018-2020 On-View Bookings:** Top crime identified for the On-View Bookings.

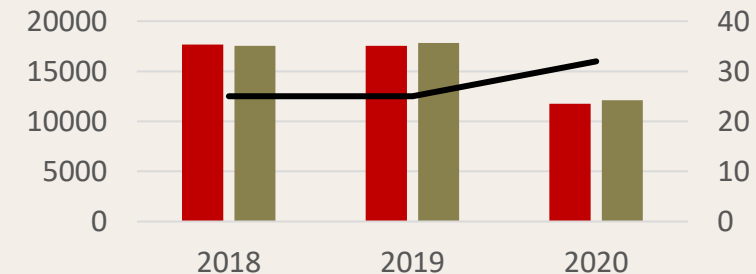
## Unique Individuals



■ 2018 ■ 2019 ■ 2020

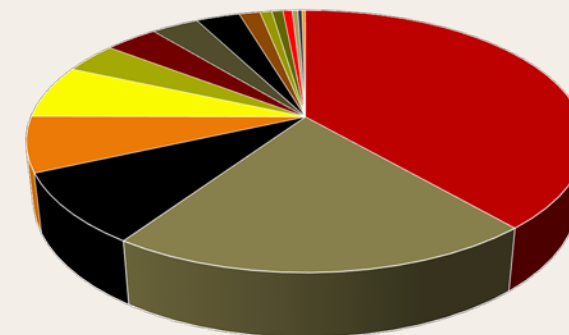
- Crimes Against a Person
- Property
- Drug Sales
- DUI
- Miscellaneous
- Drug Possession
- Weapon
- Contempt of Court
- RWS
- Traffic
- Arson
- Trespass
- 290 Registrant
- Conspiracy
- Hit and Run
- Sex Offense

## Total Bookings



■ Bookings ■ Release — Length of Stay

## Top Crime



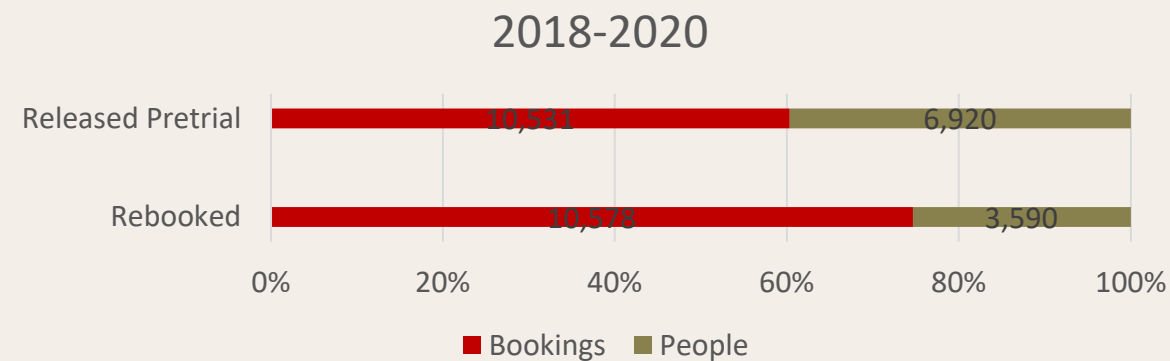
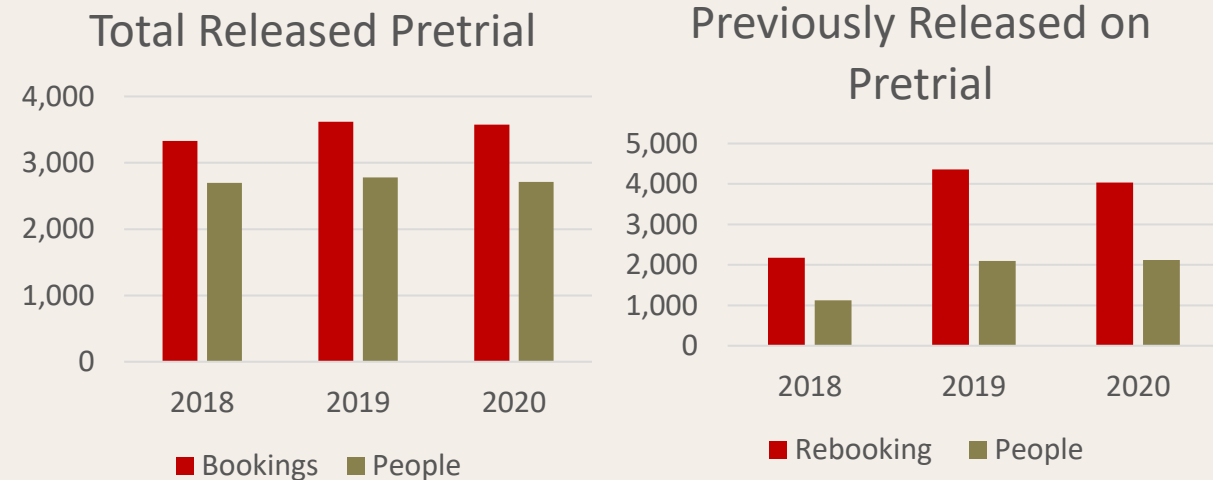


## Pretrial Releases

**Total Released Pretrial:** Number of bookings with a pretrial release. Individuals can be counted more than once in the "booking" count. Individual will be counted once in the "people" count.

**Previously released on Pretrial:** Number of rebookings and the individuals for those released pretrial during 2018-2020.

**2018-2020:** Count of bookings released pretrial and count of rebookings. Count of individuals released pretrial and rebooked.



51.8% rearrest rate while on EM

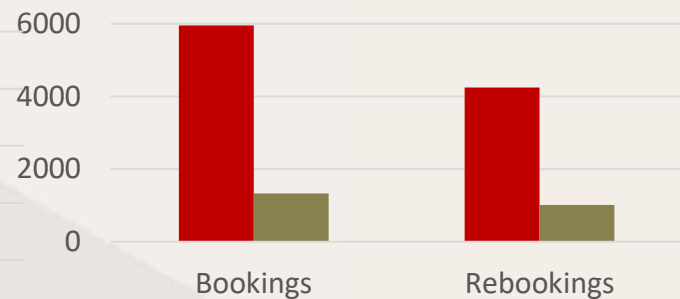


# San Francisco Sheriff's Office

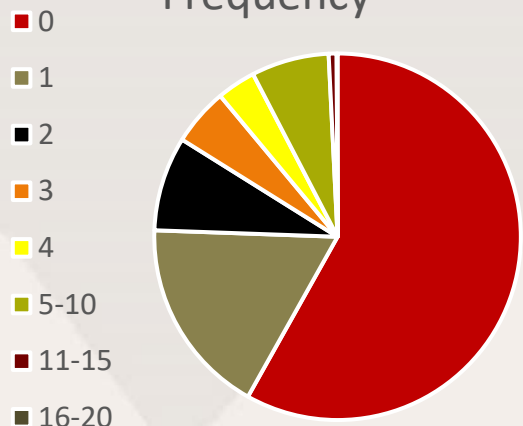
### Release to Other Agency



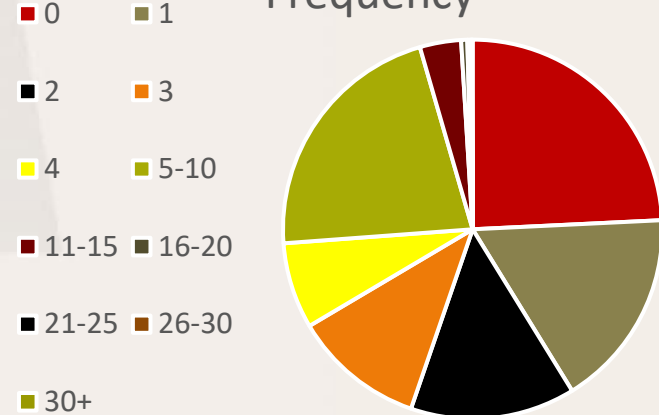
### Motion to Revoke Probation



### Dispo 036 Rebooking Frequency



### Dispo 083 Rebooking Frequency



## Disposition Codes 083 & 036

**Disposition 083:** Discharge to motion to revoke probation.

**Disposition 036:** Release to other agency/jurisdiction.

**Rebooking Frequency:** Number of times the individual was rebooked into jail after their first release with an identified disposition.

### Individual Rebookings

**2018:** 3,257

**2019:** 3,245

**2020:** 2,023

**2+ Bookings:** 8,303

**3+ Bookings:** 4,901



## Supervised Release Bookings

**Bookings:** Counts for bookings and people in all community program bookings for PTEM, EM and ACM.\*

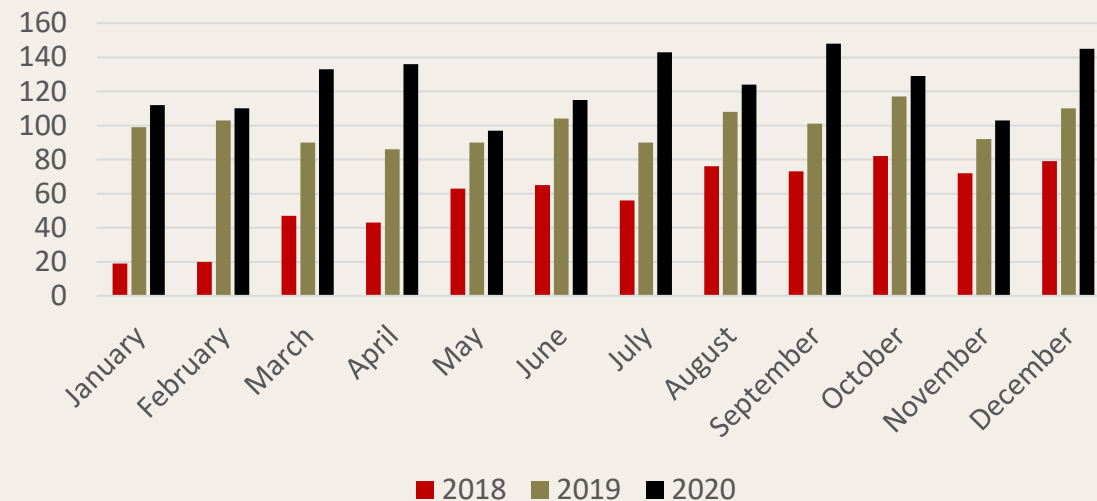
**Monthly Bookings:** Monthly counts for bookings and people in all community program bookings for PTEM, EM and ACM.

**Rebooking Frequency:** Rebooking frequency for all PTEM, EM and ACM participants during 2018-2020. This may include someone who was booked prior to 2018 but was under supervision during 2018-2020.

**Calendar Year:** Number of EM with Drug Charges\*

**ADP on PTEM and EM:** Average daily population of PTEM and EM\*

Monthly Bookings



2018-2020	Bookings	People
Released Pretrial	10,531	6,920
Rebooked	10,578	3,590

**2018-2020 PTEM Count Total: 2385**  
**Drug Only PTEM Count: 94**  
**Drugs and Other Charges: 235**  
**No Drug Charges: 2,056**

\*Offenses categorized as drug only may include possession for sale.



## Substance Abuse Treatment Programs

SISTER is a gender-specific and culturally-sensitive substance abuse treatment and behavior management program.

- SISTER participants receive independent study packets distributed by SFSO Rehabilitation Services Coordinators and are provided feedback on their work by SISTER staff.
- SISTER participants have been provided with a phone number to maintain contact with SISTER staff.

SISTER participants have weekly case management meetings with SISTER staff via zoom

Keys to Change and Keys to College are programs of the Five Keys Charter High School which focuses on an individual's capacity to change the behaviors that led them to incarceration.

- Independent study packets, covering topics such as Anger Management, Parenting, Substance Abuse, Violence Prevention and Job Readiness have been distributed by 5 Keys staff. Participants receive weekly feedback on their progress.

ROADS to Recovery is an in-custody substance abuse and case management program for men.

- Roads participants receive independent study packets distributed by SFSO Rehabilitation Services Coordinators and our provided feedback on their work by Roads staff.
- Roads staff conduct weekly window visits with Roads participants who are housed at CJ3.

### MEDICATION ASSISTED TREATMENT

Jail Health Services provides Medication Assisted Treatment for patients with substance use disorders incarcerated in the San Francisco County Jail. Services include continuation of existing methadone maintenance and buprenorphine for opiate replacement therapy and naloxone for alcohol use disorders. Additionally, patients with a verified diagnosis of opioid use disorder may be started on buprenorphine prior to release from custody. These patients are provided with follow-up care at the Opiate-Based Induction Clinic operated by the San Francisco Department of Public Health.





# San Francisco Sheriff's Office

## Substance Abuse Treatment Programs

### LINKAGE TO COMMUNITY BASED CASE MANAGEMENT

The SFSO Healthworker and Discharge Planning staff review criminal justice status of incarcerated persons to ensure that sentenced, post-plea and frequently booked (defined as the persons who represent the top 2% of bookings over the previous fiscal year) are offered case management and assist with coordinated releases so that case managers can pick up clients at release. The following three teams work with their incarcerated clients via phone, zoom or window visits at CJ3.

- **TRANSITIONAL AGE YOUTH (TAY) PROGRAMMING**

Funded by the Department of Children Youth and their Families, Community Works West and Five Keys employ TAY case managers who deliver targeted services to support young adults upon release from jail.

- **OLDER ADULT PROGRAMMING**

SFSO contracts with Bayview Senior Services to provide a case manager focused on assisting persons in custody who are 55 years or older with re-entry plans.

- **No VIOLENCE ALLIANCE (NOVA)**

The NoVA Project works to ensure that persons released from jail in San Francisco will get the support and tools needed to succeed in the community by implementing a seamless system of services. Case Managers meet clients at release and have the ability to immediately link clients with services such as sober living housing and mental health care, while also having access to a flex fund for other barrier removal needs such as paying for transportation and identification.

### LINKAGE TO RESIDENTIAL TREATMENT

SFSO Rehabilitation Services Coordinators and 5 Keys staff have also devoted enormous energy over the past year to assist clients with the application process for residential treatment post release. Medi-Cal enrollment assistance has also been provided via window visits at CJ3.