

File No. 230114

Committee Item No. _____

Board Item No. 35

COMMITTEE/BOARD OF SUPERVISORS

AGENDA PACKET CONTENTS LIST

Committee: _____

Date: _____

Board of Supervisors Meeting

Date: February 7, 2023

Cmte Board

- Motion
- Resolution
- Ordinance
- Legislative Digest
- Budget and Legislative Analyst Report
- Youth Commission Report
- Introduction Form
- Department/Agency Cover Letter and/or Report
- MOU
- Grant Information Form
- Grant Budget
- Subcontract Budget
- Contract/Agreement
- Award Letter
- Application
- Public Correspondence

OTHER

- Place for All Report 123022 _____
- _____
- _____
- _____
- _____
- _____

Prepared by: Arthur Khoo

Date: February 2, 2023

Prepared by: _____

Date: _____

1 [Committee of the Whole - Place for All Report - March 21, 2023, at 3:00 p.m.]

2

3 **Motion scheduling the Board of Supervisors to sit as a Committee of the Whole on**
4 **March 21, 2023, at 3:00 p.m., to hold a public hearing to consider the Place for All**
5 **Report; and requesting the Department of Homelessness and Supportive Housing to**
6 **report.**

7

8 MOVED, That the Board of Supervisors convene to sit as a Committee of the Whole on
9 March 21, 2023, at 3:00 p.m., to hold a public hearing to consider the Place for All Report
10 submitted by the Department of Homelessness and Supportive Housing on December 30,
11 2022.

12

13

14

15

16

17

18

19

20

21

22

23

24

25

From: [Board of Supervisors \(BOS\)](#)
To: [BOS-Supervisors](#); [BOS-Legislative Aides](#)
Cc: [BOS-Operations](#); [Calvillo, Angela \(BOS\)](#); [De Asis, Edward \(BOS\)](#); [Entezari, Mehran \(BOS\)](#); [Mchugh, Eileen \(BOS\)](#); [Ng, Wilson \(BOS\)](#); [Somera, Alisa \(BOS\)](#)
Subject: FW: Required reporting under Ordinance #092-22
Date: Friday, December 30, 2022 2:24:00 PM
Attachments: [Outlook-DHSH_symbo.png](#)
[A Place for All Report 12.2022 FINAL.pdf](#)

John Bullock
 Office of the Clerk of the Board
 San Francisco Board of Supervisor
 1 Dr. Carlton B. Goodlett Place, Room 244
 San Francisco, CA 94102
 (415) 554-5184
BOS@sfgov.org | www.sfbos.org

***Disclosures:** Personal information that is provided in communications to the Board of Supervisors is subject to disclosure under the California Public Records Act and the San Francisco Sunshine Ordinance. Personal information provided will not be redacted. Members of the public are not required to provide personal identifying information when they communicate with the Board of Supervisors and its committees. All written or oral communications that members of the public submit to the Clerk's Office regarding pending legislation or hearings will be made available to all members of the public for inspection and copying. The Clerk's Office does not redact any information from these submissions. This means that personal information—including names, phone numbers, addresses and similar information that a member of the public elects to submit to the Board and its committees—may appear on the Board of Supervisors website or in other public documents that members of the public may inspect or copy.*

From: Schneider, Dylan (HOM) <dylan.schneider@sfgov.org>
Sent: Friday, December 30, 2022 1:58 PM
To: Board of Supervisors (BOS) <board.of.supervisors@sfgov.org>
Cc: Mandelman, Rafael (BOS) <rafael.mandelman@sfgov.org>; Thornhill, Jackie (BOS) <jackie.thornhill@sfgov.org>; Paulino, Tom (MYR) <tom.paulino@sfgov.org>; Cohen, Emily (HOM) <emily.cohen@sfgov.org>; Miller, Bryn (HOM) <bryn.miller@sfgov.org>; Bouck, Deborah (HOM) <deborah.bouck@sfgov.org>; McSpadden, Shireen (HOM) <shireen.mcspadden@sfgov.org>; Mchugh, Eileen (BOS) <eileen.e.mchugh@sfgov.org>
Subject: Required reporting under Ordinance #092-22

Good afternoon,

Attached, please find the required report under Ordinance #092-22 for inclusion in [File No. 220281](#).

Please don't hesitate to reach out with any questions or concerns.

Wishing you all a very happy new year.

Thank you,
Dylan

Dylan Rose Schneider (she/her)

Manager of Policy and Legislative Affairs

San Francisco Department of Homelessness and Supportive Housing

Dylan.schneider@sfgov.org

Learn: hsh.sfgov.org | Follow: [@SF_HSH](https://twitter.com/SF_HSH) | Like: [@SanFranciscoHSH](https://www.facebook.com/SanFranciscoHSH)

CONFIDENTIALITY NOTICE: This e-mail is intended for the recipient only. If you receive this e-mail in error, notify the sender and destroy the e-mail immediately. Disclosure of the Personal Health Information (PHI) contained herein may subject the discloser to civil or criminal penalties under state and federal privacy laws.

A PLACE FOR ALL REPORT CITY AND COUNTY OF SAN FRANCISCO

EXECUTIVE SUMMARY

As mandated by Local Ordinance 220281, the Department of Homelessness and Supportive Housing (HSH) has prepared this A Place for All report to describe the resources needed to scale up temporary shelter, permanent housing, and homelessness prevention interventions in order to eliminate unsheltered homelessness in San Francisco within three years.

An equitable homelessness response system that has the continuous capacity to shelter or house people can only be achieved through a packaged investment in permanent housing, temporary shelter, *and* homelessness prevention resources. This specific mix of interventions must be appropriately scaled and sized for the system to be able to respond in an equitable and timely way to the urgent and diverse needs of people suffering in unsheltered living conditions.

An equitable homelessness response system that decreases unsheltered homelessness over time includes the following critical components. The system:

- prevents people from re-entering homelessness or becoming homeless for the first time;
- provides accessible and safe temporary shelter options;
- re-houses people in a variety of permanent housing options that are matched to the needs of each household; and
- provides the tailored support services needed to help people maintain their housing.

When permanent housing is not immediately available, the system should offer available low-barrier and housing-focused temporary shelter options and continue to assist people to resolve their homelessness.

These key interventions are inter-dependent. The system modeling projections described in this report require a mix of prevention, housing, and shelter to achieve the projected outcomes. In addition, other key considerations include the following:

- Adding a mix of homelessness prevention, shelter, and permanent housing ensures there is flow through the system rather than stagnation; as new people face homelessness, some are prevented from entering the system, and those who become homeless are assisted to move through the system and back into permanent housing as rapidly as possible.
- Increasing shelter beds alone will not achieve a sustained elimination of unsheltered homelessness. Without an addition of permanent housing along with shelter, additional temporary accommodations would need to be added in perpetuity to maintain low rates of



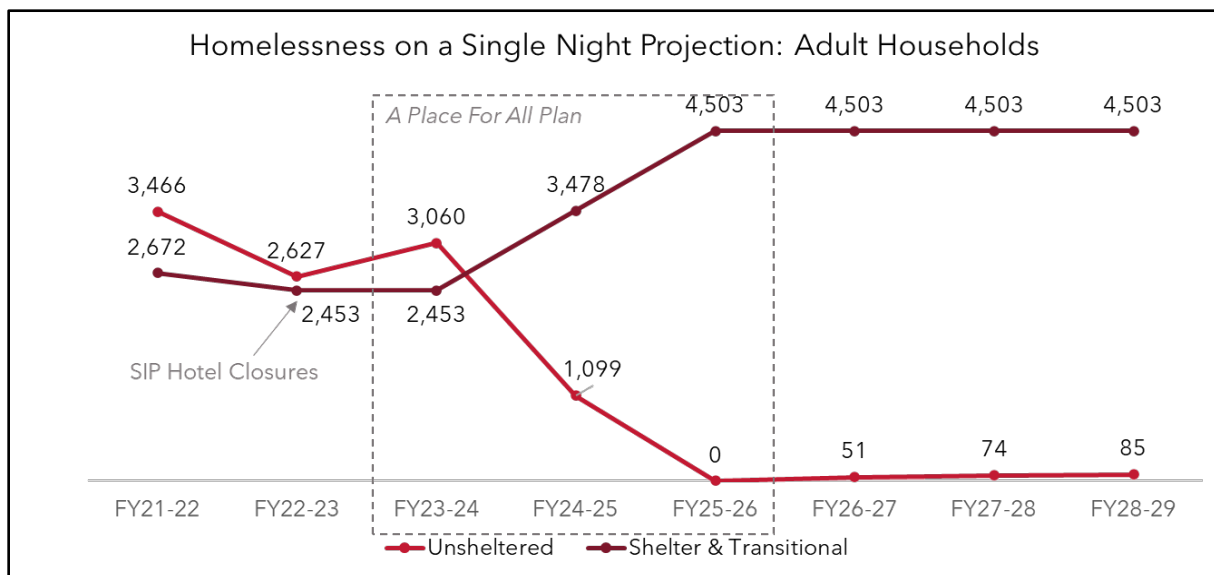
unsheltered homelessness. Overall rates of homelessness would likely increase as the number of people entering homelessness and staying in temporary shelters increased.

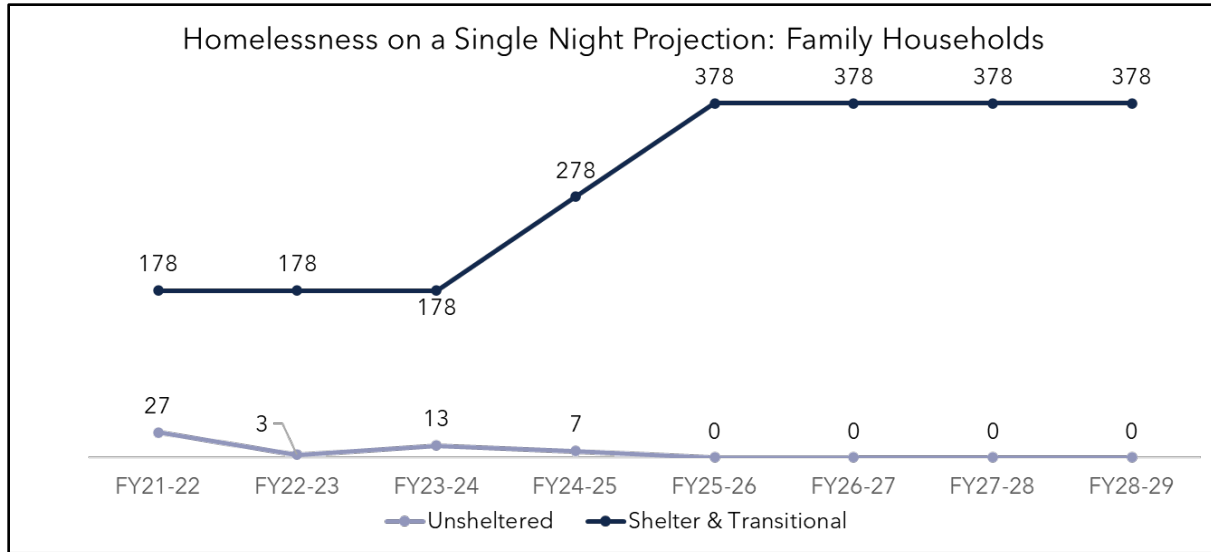
- To advance racial equity and avoid the pitfall of furthering racial and other existing inequities, a central priority of this effort must be to include people with lived experience of homelessness and BIPOC-led providers in the design of a homeless system that works to eliminate disparities. The system must employ targeted equity strategies and set equity goals that are continuously evaluated while also measuring for overall decreases in unsheltered homelessness.

The A Place for All report provides a modeled scenario for adding sufficient permanent housing, shelter, and prevention resources to provide every unsheltered person in San Francisco a place to stay indoors.

- Modeling conducted for the development of this report indicates that creating enough shelter and housing to eliminate unsheltered homelessness within three years **requires adding approximately 3,810 permanent housing and 2,250 shelter units** in addition to those units already in the pipeline.
- It would also require a **significant expansion in homelessness prevention services and financial assistance**, including dramatically increasing prevention services targeted to households without children.
- The cost to develop and operate these additional programs **is an estimated \$1.45 billion over three years**, on top of the City’s existing investments in permanent housing and shelter.
- **Ongoing annual costs**, beginning in FY26 – 27, to continue operating programs that would be added in Years 1 - 3 is estimated at \$410,901,000, on top of HSH’s existing budget.

Projected changes to rates of homelessness among adult and family households, resulting from adding permanent housing, shelter, and prevention services at the levels described in this report, are illustrated below.





With additional estimated investments of \$1.45 billion into permanent housing, shelter, and homelessness prevention services, and taking into consideration that new people become homeless over time and flow into the homelessness response system:

- Adult homelessness at a point in time is projected to decrease overall by 27% (from 6,138 in FY21-22 to 4,503 in FY25-26)
- Family homelessness is projected to increase overall by 84% (from 205 in FY21-22 to 378 in FY25-26)

As indicated in the projections for adult households, additional investments into new programs would be needed beyond the 3-year timeframe to respond to future inflows into homelessness, retain the capacity of the system built through A Place for All, and maintain a zero rate of unsheltered homelessness.

Additional details on the costs associated with the start-up and ongoing operations of new programs are included in this report. The outcomes for different program types and a discussion on cost effectiveness are also included. Cost comparisons are provided within program types (shelter models to other shelter models) but not across program types because the outcomes of the different interventions are so different in intent and impact that they cannot readily be compared, and because the system requires all three to achieve the desired impact. It is also important to note, that there are numerous, incalculable social benefits to assisting people to access and retain permanent housing that do not figure into quantifiable cost benefits.

It is critically important to note that the ability to scale permanent housing and shelter opportunities and achieve the end of unsheltered homelessness is not only constrained by the present gap in financial resources. Other constraints include the difficulty of identifying and securing sites, the delays that consistently occur in leasing and development activities, and the need to build the nonprofit and City department capacity to scale up interventions, support an expanded system of housing, shelter, and prevention programs, and take the necessary steps to identify and respond to racial disparities or risk



A Place for All Report

deepening those inequities. More information on these additional considerations for bringing online new programs are included in the following A Place for All report.



A PLACE FOR ALL REPORT

CITY AND COUNTY OF SAN FRANCISCO

BACKGROUND

In June 2022, the Board of Supervisors unanimously supported, and Mayor Breed approved, Ordinance 220281 requiring the Department of Homelessness and Supportive Housing (HSH) to submit a plan and cost estimate to implement a program to provide all unsheltered¹ households in San Francisco with access to emergency shelter or permanent housing within three years. The ordinance establishes a policy “to offer every person experiencing homelessness in San Francisco a safe place to sleep.” To achieve this goal, would establish a program, hereinafter referred to as A Place for All, expanding options for permanent housing and temporary accommodations through a variety of effective housing and sheltering models. In addition, the ordinance requires implementing a telephone registration system for shelter beds and units, coordinated by HSH².

The A Place for All report describes the permanent housing and temporary shelter interventions, along with expanded homelessness prevention services, that would be needed to end unsheltered homelessness in San Francisco within a 3-year timeframe³. Estimates of the financial resources required to develop and operate these interventions are also included.

Achieving a sustainable end to unsheltered homelessness is a central and urgent priority for the City of San Francisco. Substantial new financial investments are necessary to develop and operate the additional prevention, shelter, and housing interventions identified as needed to reach this goal; however, other factors will also impact the City’s ability to scale up service and housing interventions successfully.

¹ For the purpose of this report, unsheltered homelessness follows the Federal definition used during Point-in-Time counts and refers to households sleeping outside (including in tents or vehicles), or other places not meant for human habitation. Based on this definition, households staying in Safe Sleep and Safe Parking programs qualify as unsheltered.

² Currently, people experiencing homelessness in San Francisco may self-refer to shelter by calling a phone line and requesting follow-up from the Homeless Outreach Team (HOT), which makes placements to shelter. HSH is planning for the resumption of shelter placement through the City’s 311 system beginning in 2023.

³ Other types of programs exist and are needed for a robust homelessness response system but are not included in estimates in this report. For example, street outreach programs provide access to basic needs and connect unsheltered people to shelter and housing opportunities. Problem-solving strategies are used to help people who are currently homeless trouble-shoot their living situation and identify options for places to stay outside of the formal homelessness response system. These programs should be scaled as part of an optimized system to get the best and quickest utilization of the existing and additional programs proposed. However, only those program types specified in Ordinance 220281 are modeled for in the A Place for All report.



- First, developing new housing in the community requires identifying buildings or land on which to site projects. Viable properties are difficult to secure both because of a lack of available sites within city limits and lack of community support, which can slow or halt the development process. This limits opportunities to expand some permanent housing and shelter options.
- Second, adding new services, interventions, or programs operated by local nonprofit service providers will require additional administrative and operational capacity, which will take time to build. HSH must also expand its administrative capacity to successfully plan, procure, execute, and manage a significantly expanded number of contracts to provide additional shelter and housing options, in addition to managing the associated site leasing, development, and rehab activities.
- Third, while additional prevention resources represent a critical intervention that may reduce the number of people losing their housing and entering the homeless response system, most instances of new homelessness will not be prevented.
- Finally, with new households experiencing homelessness annually, unless additional resources are continually invested to expand the capacity of shelter and housing providers, modeling indicates that unsheltered homelessness is likely to increase again after the initial 3-year timeframe. Current estimates reveal that for every homeless household in San Francisco that accesses permanent housing through the homelessness response system, four new households become homeless⁴. The continued housing needs of the people experiencing homelessness that are still residing in shelters at the end of the three years would also need to be addressed.

Based on these factors and limitations, it is not feasible for HSH to scale up the amount of housing, shelter, and prevention programming needed within the 3-year timeframe to end unsheltered homelessness. However, significantly decreasing unsheltered homelessness in the next few years *is* possible and every attempt to do so must be made given the unacceptability of the status quo.

UNSHeltered Homelessness in San Francisco

Homelessness, including unsheltered homelessness, has been a persistent concern of City leaders since the 1980's. Homelessness is primarily the result of decades of federal disinvestment in affordable housing, the ever-increasing cost of housing, stagnating wages, as well as structural racism in housing policy and access. A 2020 analysis by the Government Accountability Office found communities see about a 9% increase in estimated rates of homelessness for every \$100 increase in median rent⁵. San Francisco and surrounding areas consistently report some of the highest rents in the nation, making

⁴ Applied Survey Research. *San Francisco Homeless County and Survey: 2022 Comprehensive Report*. 2022. Accessed November 21, 2022. <https://hsh.sfgov.org/wp-content/uploads/2022/08/2022-PIT-Count-Report-San-Francisco-Updated-8.19.22.pdf>

⁵ United States Government Accountability Office. *Report to the Chairwoman, Committee on Financial Services, House of Representatives, July, 2020: Homelessness: Better HUD Oversight of Data Collection Could Improve Estimates of Homeless Population*. <https://www.gao.gov/assets/gao-20-433.pdf>



securing housing without rental assistance or a permanent subsidy impossible for many households. The failure of wages to keep up with the growth in housing costs is an exacerbating factor.

During the 2022 Point-in-Time Count, 7,754 people were counted who were experiencing homelessness in San Francisco on a single night in February:

- Almost 57% of people (4,397) identified were sleeping in unsheltered locations.
- San Francisco has made strategic and targeted investments into housing and shelter in recent years, which has contributed to decreasing rates of homelessness. Between 2019 and 2022, homelessness in the city decreased by around 3.5% and unsheltered homelessness decreased by 15%.
- A substantial part of the decrease in unsheltered homelessness can be attributed to increases in shelter options. Overall, sheltered homelessness increased by 18% between 2019 and 2022 as expanded shelter options enabled more people to sleep inside. However, a significant portion of the new shelter capacity brought online between 2019 and 2022 was temporary capacity associated with the city's pandemic response, which has since been demobilized and not fully replaced.
- An estimated 4,144 unsheltered individuals are currently in need of shelter or permanent housing placement⁶.

San Francisco's homelessness response system significantly relies on evidence-based Housing First interventions – the system is housing-focused and designed to assist households to access and retain permanent housing. San Francisco is commonly looked to as a leader in providing permanent supportive housing (PSH) for people experiencing homelessness. San Francisco is also the birthplace of innovative sheltering models, including Navigation Centers, that provide greater access to shelter by lowering barriers and assisting people to secure permanent housing by offering supportive services on site and pathways to housing. Even with notable investments and innovations in San Francisco's response to homelessness, and recent declines in the overall homeless count, homelessness (and specifically unsheltered homelessness) remains a persistent social and humanitarian issue in the City.

Homelessness does not impact people in San Francisco or San Francisco neighborhoods equitably:

- Black people make up less than 6% of the city's population⁷ but 35% of those experiencing homelessness.
- Latin(e)(x) people showed a dramatic 55% growth in homelessness in the last PIT count, now accounting for 30% of the homeless population as compared to 16% of the total population.
- As of the 2022 Point in Time Count, District 6, which included the Tenderloin, had the highest concentration of homeless residents and accounts for 43% of unsheltered homelessness in the

⁶ Reflects the estimated number of unsheltered individuals who were not enrolled in a housing program and awaiting placement at the time modeling was conducted.

⁷ United States Census Bureau. *QuickFacts: San Francisco County, California*. Accessed November 21, 2022. <https://www.census.gov/quickfacts/sanfranciscocountycalifornia>



city. In addition, many permanent supportive housing and single room occupancy units are located in this district. Shelters are less concentrated in the Tenderloin but are largely in the downtown and nearby areas and not spread throughout the city. In 2022, the San Francisco supervisorial district boundaries were updated, and the Tenderloin shifted from District 6 to District 5.

As the City considers how to expand the capacity of shelter and housing programs, it will be important to give consideration to geographic equity by ensuring that projects are not concentrated in the Tenderloin and that shelters are not exclusively located in largely Black and Latin(e)(x) neighborhoods, including Bayview Hunter’s Point and the Mission District.

METHODOLOGY FOR ESTIMATING RESOURCE NEEDS

The A Place for All report utilizes modeling scenarios developed by Focus Strategies, a national consulting and technical assistance firm dedicated to assisting communities to reduce homelessness. System modeling uses information about the current system and anticipated resources to estimate how the number of people experiencing homelessness in the city may grow or shrink as changes are made to the homelessness response system. The model incorporates the following measurements:

- Inflow into the system; in other words, the number of people newly homeless or returning to homelessness after being housed
- The current population of people experiencing homelessness
- Average lengths of stay in programs or lengths of time experiencing homelessness
- Where people go after leaving a program (for example, moving into permanent supportive housing or returning to homelessness).

Data used in the model are from the Point-in-Time Count, the ONE System (San Francisco’s Homeless Management Information System [HMIS]), the Housing Inventory Count, and the City’s development pipeline. The Point-in-Time Count is recognized as an undercount of the true rate of homelessness in a community, due to the difficulty in locating and counting every individual experiencing homelessness on a specific day. The modeling scenario used in this report relies on a multiplier to the Point-in-Time Count figures for unsheltered homelessness to account for households experiencing homelessness and not counted during the Point-in-Time⁸.

SCENARIO TO ELIMINATE UNSHELTERED HOMELESSNESS IN THREE YEARS

⁸ Glynn, Christopher, and Emily B. Fox. “Dynamics of Homelessness in Urban America.” *The Annals of Applied Statistics* 13, no. 1 (2019): 573-605.



Ordinance 220281 requires HSH to provide an estimate of the resources needed to eliminate unsheltered homelessness in three years. The modeling scenario presented here, outlining this outcome, runs from FY23-24 to FY25-26 and would achieve the goal of ensuring that San Francisco's homelessness response system would have the capacity to shelter or permanently house every person experiencing homelessness. Some individuals may remain unsheltered and unhoused, and other components of the system (e.g., outreach) would work to actively engage people and provide access to the shelter and housing options available.

We note that the modeling for this scenario is focused exclusively on identifying the gap in resources to theoretically meet the three-year time frame. Following the model is an additional discussion about gaps other than needed financial resources that make this timeframe unlikely to be feasible even were financial resources to be made available.

Several key assumptions inform the modeling scenario:

- This scenario involves increasing prevention, permanent housing, and shelter resources in a 4:2:1 ratio. This ratio was specified in All Home's 2021 report "A Call to Action from the Regional Impact Council," signed on by Mayor Breed and cited in Ordinance 220281. Prevention is required to stem inflow and reduce the number of people entering the homelessness response system. Shelter is needed to provide temporary accommodations for people waiting to access permanent housing. Permanent housing is required to ensure people can move out of unsheltered and sheltered homelessness.
- The 4:2:1 ratio takes into consideration that for all homelessness to be reduced, people must eventually leave shelter for housing. Building an effective and efficient homelessness response system requires adding permanent housing, which includes building or acquiring new units as well as a variety of rental subsidy programs and prevention resources, in addition to shelter.
- By adding only shelter, overall rates of homelessness would likely increase as people will have no place to move to when they exit the shelter and be forced to return to the street because housing resources aren't scaling to meet those needs.
- The City currently has new construction housing units in the development pipeline and other funded shelter and housing sites that are planned to come online during the Place for All three-year implementation timeline. The model includes these planned additions and assumes that current inventory will be sustained. Additional permanent housing and shelter units beyond those already in the pipeline needed to achieve an end to unsheltered homelessness are added only in years 2 and 3 of A Place for All, given that opening new facilities will require time for acquisition, rehabilitation, and development to occur.
- Prevention services can expand more rapidly as they do not require securing and developing property. Therefore, the model assumes prevention resources can be increased in all three years.
- Congregate and non-congregate shelter slots are assumed to be added in equal proportions.
- Scattered-site permanent supportive housing, single-site permanent supportive housing, and rapid re-housing slots are assumed to be added in equal proportions when considering permanent housing units in the pipeline as well as new units added through A Place for All.



- Finally, some people leave homelessness on their own without ongoing assistance (for example, a household who never seeks aid from the homelessness response system and regains housing without any formal assistance). The modeling scenario assumes this “self-resolution” rate will remain steady across all three years.

Because programs for adult-only households and families with children are generally distinct and the population sizes are different, resources needed to eliminate unsheltered homelessness were calculated separately for the two household types. For the purposes of this modeling scenario, transition-aged youth (TAY) without children are considered within the adult-only population and parenting TAY are considered in the family population. Additional information on the permanent housing, shelter, and prevention resources estimated as needed is included in the following sections.

A. Estimated permanent housing resources needed

To end someone’s homelessness, they must have permanent housing – that is, housing without a limit on the length of time they may live there. Three forms of permanent housing are included in this report.

1. Single-site permanent supportive housing provides site-based subsidized housing for people moving out of homelessness.
2. Scattered-site permanent supportive housing provides people experiencing homelessness with a portable voucher or subsidy that they can use to rent units on the private rental market.
3. Rapid rehousing provides 1–3-year time-limited rental subsidies and services to rent units in the private rental market, after which time period most households are expected to assume the full rent. Some households may require continued shallow subsidies to maintain their housing after their rapid rehousing subsidy expires given the high cost of housing in San Francisco.

All forms of permanent housing offer supportive services to households to ensure they are connected to the resources and support required to maintain their housing. The types and duration of services provided will depend on the needs of the tenant households.

Permanent Housing Needed

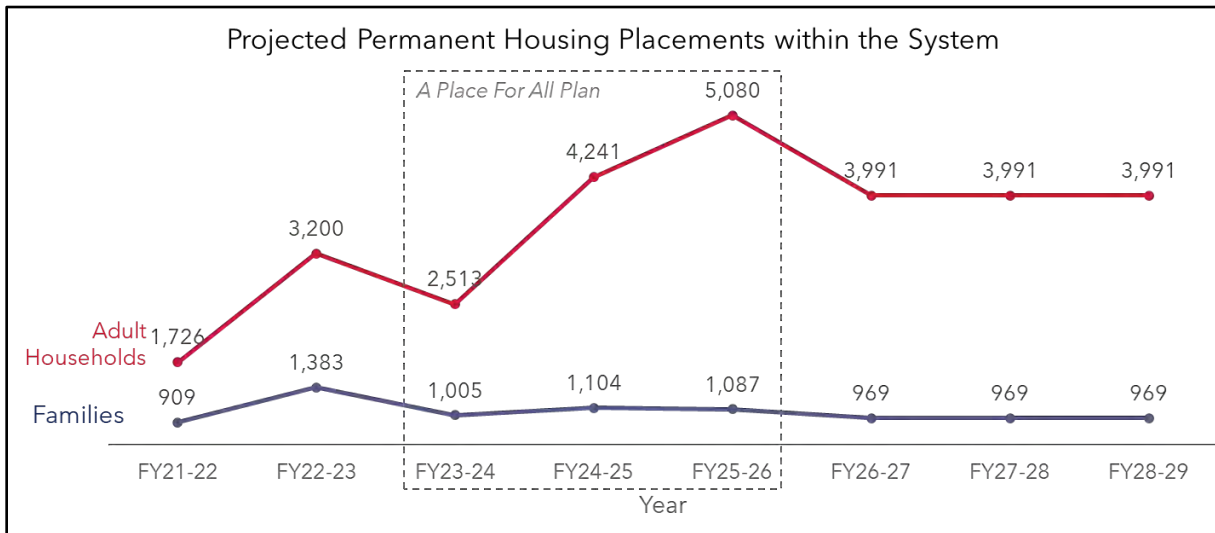
To achieve the projected reduction in unsheltered homelessness, over 11,400 adult households and about 3,200 families will need to move out of homelessness and into permanent housing within the homelessness response system between FY23-24 and FY25-26. Some of these housing placements will be accommodated through turnover of permanent housing units within the homelessness response system; however, turnover is not enough as fewer than 14% of units for adults and only 3% of units for families turn over annually. **Reaching zero unsheltered homelessness would require adding an estimated 3,750 permanent housing units for adults and 60 permanent housing units for families over three years, in addition to those units already in the pipeline.** Additional permanent housing units would need to be added after FY25-26 to sustain progress made during the three years of implementation of A Place for All.



- By the end of FY22-23, given resources already operating or under development, San Francisco’s homelessness response system will include 12,813 permanent housing units/slots for adult households and 2,947 units for families with children.
- In addition, there are approximately 350 units for adults and 340 units for families in the pipeline for the 3-year timeframe from FY23-24 to FY25-26.
- Including units in the pipeline as well as new units created under A Place for All, 4,100 units of permanent housing for adults and 400 units for families are needed over the 3-year timeframe from FY23-24 to FY25-26 to meet projections.

Figure 1 illustrates the permanent housing placements required for adults and families to eliminate unsheltered homelessness.

Figure 1: Projected Permanent Housing Placements within the System



Permanent Housing Costs

- Total start-up costs to acquire or lease existing sites for new permanent housing units under A Place for All are estimated at \$723,506,000.
- Annual operating costs for the adult permanent housing resources added under A Place for All are estimated at \$204,094,000, beginning in FY26-27.
- Estimated annual operating costs for the family permanent housing resources added are \$11,011,000, beginning in FY26-27.
- The average annual cost for operations and supportive services per permanent housing slot ranges from \$39,000 to \$63,300, depending on the type of housing, the population served, and service levels.



Annual operating and service expenses only encompass the costs required to continue the housing program once it is developed and operating at full capacity. Additional one-time costs to create new housing programs are required. Some permanent housing programs operate as voucher or rental assistance programs in which households use vouchers or rental subsidies to rent from private landlords. These programs require fewer upfront resources to launch. However, identifying units to rent with housing vouchers is difficult, and vouchers or rental assistance may go unused without strong outreach to landlords or additional incentives to encourage landlords to accept housing vouchers. Significant expansion of vouchers also increases competition for the limited number of units available, creating longer search times and potentially driving up costs.

Some permanent housing programs funded by HSH are units or buildings master leased by non-profits from private landlords and sub-leased to people experiencing homelessness. This program structure also requires fewer upfront costs to launch or expand than new affordable housing construction as it involves accessing existing housing units in the City.

Another option for expanding permanent housing inventory involves constructing new subsidized units. This program structure ensures there are affordable units dedicated over the long term for people requiring permanent subsidies rather than relying on vacancies in the private rental market. Expanding these permanent housing programs requires substantial upfront investment and a longer timeline to develop as compared to other permanent housing or permanent supportive housing program models. However, in the long run these investments pay off with permanently affordable units that the City and its nonprofit partners' control.

While permanent housing resources can be added to the homelessness response system through leasing units on the private rental market and acquiring existing buildings, creating a sustainable housing system also requires adding new housing units for extremely low-income households in the community. According to analyses conducted by the National Low Income Housing Coalition, in the San Francisco/Oakland/Hayward metropolitan area, there are only 33 affordable and available rental units for every 100 households qualifying as extremely low income (0 – 30% of area median income)⁹. Long-term, sustained progress in reducing homelessness will require expanding the number of units available at the lowest income levels through additional development in addition to subsidizing existing rental units for this population.

B. Estimated shelter resources required

The role of shelters in a homeless response system is to provide for immediate safety and basic needs while facilitating a household's pathway to permanent housing as rapidly as possible¹⁰. It is important to note that people are still considered homeless when residing in temporary shelter. Shelters are not a final destination but should serve as part of the process of accessing permanent housing and services.

⁹ National Low Income Housing Coalition, "The Gap: California," Accessed November 18, 2022, <https://nlihc.org/gap/state/ca>.

¹⁰ National Alliance to End Homelessness, "Emergency Shelter Learning Series," Accessed December 20, 2022, <https://endhomelessness.org/resource/emergency-shelter/>



Shelters must be resourced to provide temporary and safe places for people to stay while they are supported to obtain permanent housing.

San Francisco provides a variety of shelter options for individuals and families. Congregate shelters provide a place to sleep off the street in communal or shared spaces. Many congregate shelters operate as Navigation Centers, a nationally recognized low-barrier shelter model developed in San Francisco. Navigation Centers are designed to accommodate the needs of unsheltered adults, including allowing individuals to bring partners, pets, and possessions with them. The City also funds non-congregate and semi-congregate shelters, which provide private or semi-private rooms for people, especially families and those with health needs, often in converted hotels or SROs. Other non-congregate temporary settings include small cabin sites and trailer and RV parks. These programs are a good fit for people who struggle to stay in congregate spaces.

Effective shelters are housing-focused and provide services to connect people to permanent housing and other critical resources. All shelters are expected to assist people in enrolling in coordinated entry by connecting them with an appropriate Access Point or ensuring they have already been assessed for housing needs through the coordinated entry system.

To be effective, shelters should strive to provide low-barrier and housing-focused case management services for guests. Effective case management involves working with shelter guests to identify current needs, develop a housing plan, and assist the household in meeting their needs, including through making referrals to other local providers. Case management plans can address a household's housing, medical, behavioral health, employment and income, and social needs.

Shelter Beds Needed

The model estimates that eliminating unsheltered homelessness will require adding 2,050 shelter beds for adults and 200 shelter units for families over the 3-year timespan. This scenario assumes adding congregate and non-congregate shelter slots, in equal proportions, to the homelessness response system.

Shelter Costs

- The estimated start-up costs to bring online the 2,250 shelter slots added through A Place for All are \$57,807,000.
- The estimated annual operating costs for the adult shelter units added under A Place for All are \$155,146,000, beginning in FY26-27.
- The estimated annual operating costs for the family shelter units added are \$16,769,000, beginning in FY26-27.
- The estimated annual operating and services cost per shelter bed ranges from \$58,400 to \$70,800 depending on the type of shelter slot (congregate or non-congregate) and the population served.



C. Estimated prevention assistance required

Homelessness prevention is an umbrella term covering a variety of strategies designed to help low-income households retain their housing or identify another safe place to which they may move before housing is lost. For households facing eviction, homelessness prevention may come in the form of legal representation and/or financial assistance to pay back rent or other costs. Homelessness prevention providers may also offer mediation between tenants and landlords to resolve issues that could lead to evictions.

In some cases, relocation is a viable option for households. Relocation involves identifying friends or family members with whom someone can live, coordinating with the friends or family members to ensure they are prepared for and committed to providing a safe and stable place for the household, and arranging for transportation to assist the household to move to the new location.

When considering investments in prevention, it is important to consider the difficulty in accurately targeting and delivering prevention services. Many households who successfully access prevention services would be able to avoid homelessness without assistance, even if they do not retain their current housing. Others who are at risk may not be reached at the right time to benefit from assistance.

- Research indicates prevention programs must serve a large number of households to reach even a portion of people who would become homeless without assistance.
- It is estimated that for every 100 adult-only households served with prevention resources, approximately four households that would have entered the homelessness response system will be prevented from experiencing homelessness¹¹.
- Similarly, for every 100 families served with prevention resources, around 10 families will be prevented from experiencing homelessness¹².
- It is important to note that prevention services can yield other positive outcomes for households by reducing housing instability and housing moves, even when the household served may not have fallen into homelessness without the assistance.
- San Francisco is completing an evaluation of its prevention programs over the last two years that could aid in more accurate and equitable targeting and contribute to reducing racial disparities of people flowing into the homelessness response system.

¹¹ Andrew Greer, Marybeth Shinn, Jonathan Kwon, and Sara Zuiderveen. “Targeting Services to Individuals Most Likely to Enter Shelter: Evaluating the Efficiency of Homelessness Prevention,” *Social Service Review* 90, no. 1 (2016): 130 – 155.

¹² Andrew Greer, Marybeth Shinn, Jonathan Kwon, and Sara Zuiderveen. “Targeting Services to Individuals Most Likely to Enter Shelter: Evaluating the Efficiency of Homelessness Prevention,” *Social Service Review* 90, no. 1 (2016): 130 – 155.



Prevention Services Needed

Last fiscal year, approximately 2,300 households contacted HSH seeking homelessness prevention assistance. Of those households, HSH provided prevention assistance to 1,184 households. Some households were not provided with prevention assistance as they were deemed to be not eligible, could not be contacted after the initial interaction, or could not provide necessary documents to receive prevention assistance. **For prevention to have a demonstrable impact on rates of homelessness in this scenario, it would require serving an additional 8,200 adult households and an additional 800 family households beyond the number currently served per year.** As around 50% of all prevention assistance applications would be accepted, an estimated additional 16,400 adult households and 1,600 family households would need to apply for prevention assistance under this scenario.

Prevention Assistance Costs

- The estimated annual operating costs of the prevention services added through A Place for All are \$21,763,000 for adult households and \$2,117,000 for families, beginning in FY26-27.
- The current average cost per household served with prevention assistance is \$6,524.

D. Outcomes of the scenario

Figure 2 summarizes the resources required to increase the capacity of the homelessness response system to eliminate unsheltered homelessness in a 3-year timeframe. Resources are broken down by the type of intervention, whether added units/slots are accounted for in the current pipeline or would be new under A Place for All, and the type of household served.

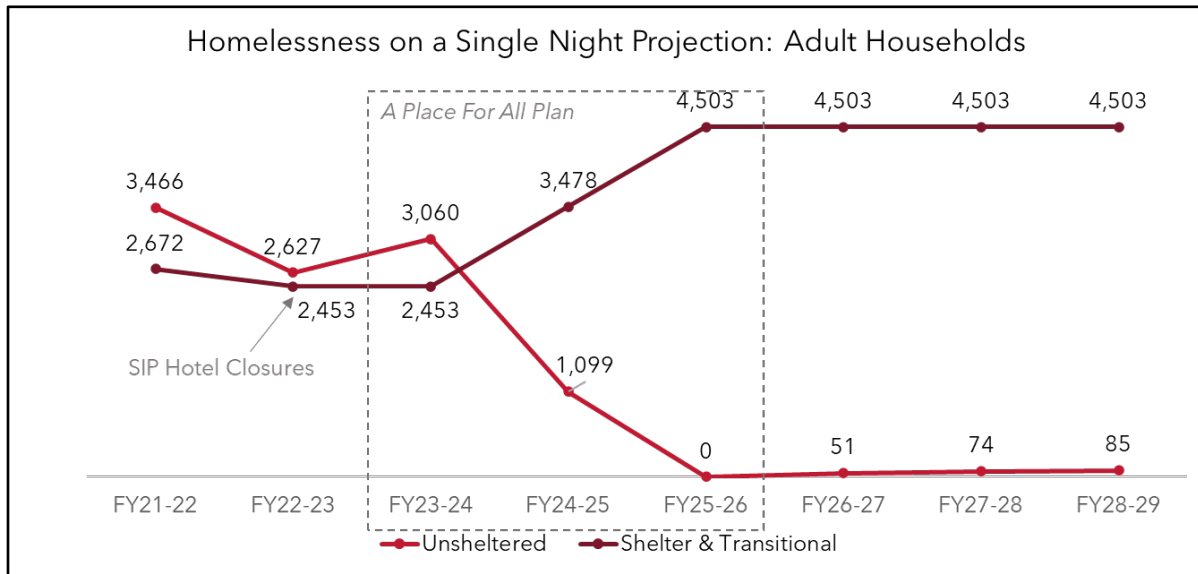
Figure 2. Resources required to implement A Place for All

		FY23-24		FY24-25		FY25-26	
		Adults	Families	Adults	Families	Adults	Families
Permanent housing	Units in the pipeline	+237	+82	+34	+148	+77	+108
	New units under APFA	0	0	+1,898	+31	+1,854	+31
Shelter/transitional housing	Units in the pipeline	0	0	0	0	0	0
	New units under APFA	0	0	+1,025	+100	+1,025	+100
Prevention	Units in the pipeline	0	0	0	0	0	0
	New units under APFA	+2,734	+266	+2,733	+267	+2,733	+267



Figure 3 illustrates the projected outcomes of investing resources in housing, shelter, and prevention in a 4:2:1 (prevention : permanent housing : shelter) ratio to build the capacity of the homelessness response system to house or shelter every adult household experiencing unsheltered homelessness. It extends from last fiscal year (FY21-22) through FY28-29 to capture expected changes in resources leading up to the 3-year timeframe as well as expected changes to rates of homelessness after the 3-year timeframe.

Figure 3: Homelessness on a Single Night Projection: Adult Households

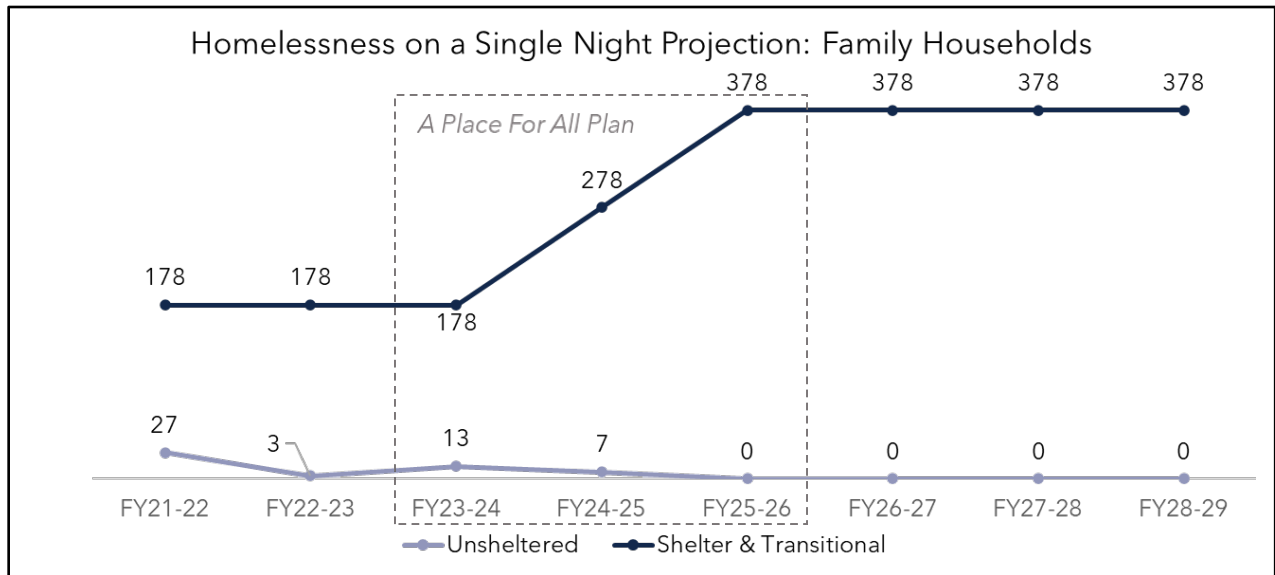


- The scenario illustrated in Figure 3 results in zero unsheltered homelessness among adults at the end of three years and a 69% increase in adults in shelter and transitional housing (from 2,672 people to 4,503 people) between FY21-22 and FY25-26.
- Overall, homelessness among adults is expected to decrease by 27% in this scenario (from 6,138 people to 4,503 people) between FY21-22 and FY25-26.
- The increase in sheltered homelessness is attributed to the additional shelter units brought online and operating in years 2 and 3.
- With no additional resources allocated after year 3, the rate of homelessness and rate of unsheltered homelessness, specifically, is projected to increase after year 3. This is a result of new people entering homelessness and the homelessness response system lacking the capacity to address their shelter and housing needs.

Figure 4 illustrates changing rates of homelessness among families with children from FY21-22 to FY28-29.



Figure 4: Homelessness on a Single Night Projection: Family Households



- In the modeling scenario, family homelessness is estimated to increase by 84% (from 205 families in FY21-22 to 378 families in FY25-26) by the end of 3-year timeframe due to increased shelter unit availability in the homelessness response system.
- Families who have lost their housing often resort to staying with others, resulting in doubled-up or overcrowded living situations. By adding shelter units and providing more safe places to sleep, some families who otherwise would not have entered the formal homelessness response system may now be able to do so, contributing to an estimated increase in family homelessness, which would be reflected in future Point-in-Time Counts.
- Assisting all households in shelter to move into permanent housing would require additional housing resources beyond what are described in this report.

E. Costs, cost effectiveness, and fiscal plan for implementation and operations

For the 36-month timespan of FY23-24 to FY25-26, **the total estimated cost of implementing A Place for All is \$1,453,287,000.** Implementation costs include expenses related to developing and launching new programs or expanding existing programs as well as ongoing operations during the 3-year timeframe. The projection also includes estimated expenses to expand the administrative capacity of HSH to manage, provide oversight to and support the contracted programs (at the rate of 15% of estimated annual operating costs).

- Initial start-up and development costs for new permanent housing and shelter programs added under A Place For All total \$781,312,000.
- Ongoing annual operating costs for the housing, shelter, and prevention programs added under A Place for All is estimated at \$410,901,000.



- The total estimated cost of implementing A Place for All (\$1.45 billion) is not accounted for in current appropriations. All costs would require new appropriations beyond the funding already appropriated to HSH.

Costs and Cost Effectiveness of Program Types

Effectively and efficiently reducing unsheltered homelessness requires investing in a combination of permanent housing, shelter, and prevention assistance. Prevention assistance is required to ensure that, when possible, households can retain their housing and avoid entering the homelessness response system. Shelter is necessary to provide safe indoor spaces for people to stay temporarily. Permanent housing is critical to ensure the homelessness response system has through-flow and people who have become homeless and are staying in shelters have a place to move on to.

Given each program type serves a different function in the homelessness response system and all are needed to develop an effective system, comparing costs, or assessing for cost effectiveness across program types is not recommended. The estimated costs included in this section are intended to provide additional information on the resources required for each program type, that when taken in combination with the other program types, can result in a homelessness response system with the capacity to shelter or house every unsheltered San Franciscan.

Figures 5 and 6 provide cost and outcome data on different permanent housing and shelter models. Figures are based on the estimated operating costs for the current fiscal year (FY22-23).

Figure 5 includes the annual operating costs per unit/slot and outcomes of permanent housing, including both permanent supportive housing and rapid rehousing.

Figure 5: Annual Costs Per Unit/Slot of Permanent Housing

Permanent Supportive Housing (ongoing subsidy)		
Housing Model	FY22-23 Annual Cost per Slot	Annual Retention Rate
Adult		
Project-Based Permanent Housing	\$ 39,000	86%
Scattered-Site Permanent Housing	\$ 41,535	86%
Family		
Project-Based Permanent Housing	\$ 63,300	97%
Scattered-Site Permanent Housing	\$ 57,608	97%
Rapid Rehousing (time limited subsidy)		
Household Type	FY22-23 Annual Cost per Slot	Permanent Housing Exit Rate
Adult	\$ 41,535	91%
Family	\$ 57,608	84%



- The annual retention rate for permanent supportive housing is defined as the opposite of the turnover rate. For permanent supportive housing, approximately 86% of adults and 97% of families participating in permanent supportive housing programs retain their housing each year.
- The permanent housing exit rate for rapid rehousing is defined as the rate of participants who exit the program into permanent housing. Frequently, this means a household exits from the rapid rehousing program (and no longer receives rental assistance or supportive services through the program) and is able to stay in their current housing unit by assuming the full rental payment on their own. The exit rate is a point in time measure that does not capture housing stability/retention over time.

Figure 6 includes the annual operating costs per unit/slot of shelter and the average number of households served per year in each slot.

Figure 6: Annual Costs Per Unit/Slot of Shelter

Shelter Model	FY22-23 Annual Cost per Slot	Average Households Served per Year
Adult		
Non-congregate Shelter	\$ 62,050	1.2
Cabins ¹³	\$ 67,700	-
Congregate Shelter	\$ 58,400	3.5
Safe Sleep	\$ 87,600	1.4
Family		
Non-congregate Shelter	\$ 70,829	2.2
Congregate Shelter	\$ 62,617	9.6

- San Francisco’s homelessness response system includes both non-congregate and congregate shelters.
- Safe Sleep programs are also included in Figure 6 to illustrate the cost of this program model compared to shelter options. People in Safe Sleep programs do not qualify as sheltered, according to Department of Housing and Urban Development definitions, given individuals are still staying outside in tents in unsheltered locations. Therefore, additional Safe Sleep programs were not added in A Place for All; only congregate and non-congregate (including cabins) shelter slots were added.

¹³ There are not enough data from the cabins shelter model to calculate the average number of households served for this program type.



- The Shelter-In-Place (SIP) Hotels, provided through COVID relief funding, were a form of non-congregate shelter.
- Many families move out of congregate shelter units and into non-congregate shelter units as an interim step before exiting the shelter system entirely. Households typically stay for shorter lengths of time in congregate shelter settings (ensuring more families per year can use that shelter slot) before moving to non-congregate shelters, permanent housing, or other accommodations.
- Generally, annual costs for a unit of shelter are higher than those for permanent housing.

F. Additional implementation requirements

Timeline for implementation

Implementation of A Place for All under the modeled scenario would span all three years. Some elements of the program could be implemented and fully operational quickly. Implementation of other elements, including new permanent housing units, will require more time to develop or bring online and could not be operational until at least the end of the 3-year time period. In addition, as noted in the timeline below, San Francisco will lose 219 shelter units in FY22 – 23 with the closure of the SIP Hotel Program, which was designed to be a temporary program to serve those most vulnerable to COVID-19. An estimated timeline for implementation of this scenario is included below as Figure 7.

Figure 7: Approximate timeline for implementation

Changes in capacity in homelessness response system	Initial Capacity (FY21-22)	Planned Capacity Changes (FY22-23)		A Place for All Implementation		
				FY23-24	FY24-25	FY25-26
Permanent housing	13,812	+1,948	Units in the pipeline	+319	+182	+185
			New units under APFA	0	+1,929	+1,885
Shelter/transitional housing	2,850	-219 ¹⁴	Units in the pipeline	0	0	0
			New units under APFA	0	+1,125	+1,125
Prevention	1,184	0	In the pipeline	0	0	0
			New under APFA	+3,000	+3,000	+3,000

¹⁴ This reduction in shelter units/slots reflects SIP Hotels closing, as planned, during FY22-23.



Contracting and procurement

Implementing A Place for All would require contracting with local providers for services. Through Emergency Ordinance 61-19, which sunsets in Spring 2024, HSH currently holds the authority to enter into contracts with organizations to provide homelessness prevention, shelter, housing, and other social services under a more relaxed set of contracting guidelines. HSH maintains a list of qualified providers identified through a comprehensive Request for Qualifications released in 2021. To implement A Place for All, the provisions of Ordinance 61-19 would need to be extended and HSH would rely heavily on contracting with previously identified providers or expanding current contracts to expedite the implementation of A Place for All. When deemed necessary, HSH would release competitive Requests for Proposals to solicit providers for specific projects.

Considerations for geographic equity

As indicated in the 2022 Point-in-Time Count and illustrated in Figure 8, households experiencing homelessness live throughout the City. Shelters should be placed so as to provide easy access to safe places to sleep for people currently sleeping in unsheltered locations. In addition, permanent housing should be created throughout the City to reduce the impact of siting services on any one neighborhood and to provide greater personal choice for people moving into housing. When people have the ability to choose where they reside, instead of having restricted options, it can improve households’ likelihood of successfully retaining their housing.

Figure 8: Proportion of 2022 Point-in-Time population by district and shelter status¹⁵

District	% Total of Sheltered Population	% Total of Unsheltered Population
1	< 1%	4%
2	1%	2%
3	6%	4%
4	< 1%	2%
5	11%	8%
6	58%	43%
7	< 1%	4%
8	3%	4%

¹⁵ District boundaries in place during the 2022 Point-in-Time Count have since been redrawn; Applied Survey Research. *San Francisco Homeless County and Survey: 2022 Comprehensive Report*. 2022. Accessed November 21, 2022. <https://hsh.sfgov.org/wp-content/uploads/2022/08/2022-PIT-Count-Report-San-Francisco-Updated-8.19.22.pdf>



9	4%	12%
10	13%	16%
11	0%	1%
Confidential/ Scattered Site Locations	2%	-

Ultimately, expanding the capacity of San Francisco’s homelessness response system at the levels outlined in this report requires utilizing available land and properties throughout the City. Limiting the placement of permanent housing or shelters to those neighborhoods in which these programs are already concentrated will impede the City’s progress toward reducing unsheltered homelessness and undermine the goals of client choice and geographic equity.

Other considerations for implementation

Other factors impact HSH’s ability to implement the modeled A Place for All program in a 3-year timeframe.

- As previously noted, expanding programs, or developing new programs requires organizations to build their administrative and operational capacity to support additional staff and additional funding.
- For local nonprofit service providers, many who are already experiencing staff shortages and/or resource gaps, additional time may be needed to scale up capacity to support program additions.
- To support a large expansion of housing, shelter, and prevention, HSH will also require significant additional administrative capacity to plan and design program expansions, select providers, execute contracts, identify, and acquire sites, monitor contracted services, etc.
- The design must be driven by an intentional equity strategy to eliminate racial disparities which takes time to include voices of people with lived experience of homelessness.

A second substantial consideration for implementation relates to the time required to develop new shelter or housing units.

- Land or appropriate properties are in short supply within city limits.
- In addition, new shelter and subsidized housing developments may face community opposition which can complicate and slow the implementation process.

Given these considerations, even if all financial resources were secured and available for use at the beginning of the 3-year timeframe, it will require a longer timeframe to implement and fully operate the A Place for All program.



CONCLUSION

The A Place for All report provides estimates of the permanent housing, shelter, and prevention resources required to ensure that every unsheltered person can be sheltered and/or housed within three years. Substantial financial resources are required to implement and continue operations of this plan. However, even with adequate financial resources, other barriers exist that will impede the City's ability to implement this plan in the three-year timeframe.

Building an equitable homelessness response system with the capacity to end unsheltered homelessness is possible and the City should develop an ambitious but feasible pathway to this goal. A packaged investment into permanent housing, shelter, and homelessness prevention is needed to build this system. With adequate time and financial resources and intentional equity strategies, programs can be scaled to create an effective, efficient, and sustainable response to unsheltered homelessness in San Francisco.



Introduction Form

(by a Member of the Board of Supervisors or the Mayor)

I hereby submit the following item for introduction (select only one):

- 1. For reference to Committee (Ordinance, Resolution, Motion or Charter Amendment)
- 2. Request for next printed agenda (For Adoption Without Committee Reference)
(Routine, non-controversial and/or commendatory matters only)
- 3. Request for Hearing on a subject matter at Committee
- 4. Request for Letter beginning with "Supervisor [] inquiries..."
- 5. City Attorney Request
- 6. Call File No. [] from Committee.
- 7. Budget and Legislative Analyst Request (attached written Motion)
- 8. Substitute Legislation File No. []
- 9. Reactivate File No. []
- 10. Topic submitted for Mayoral Appearance before the Board on []

The proposed legislation should be forwarded to the following (please check all appropriate boxes):

- Small Business Commission Youth Commission Ethics Commission
 Planning Commission Building Inspection Commission Human Resources Department

General Plan Referral sent to the Planning Department (proposed legislation subject to Charter 4.105 & Admin 2A.53):

- Yes No

(Note: For Imperative Agenda items (a Resolution not on the printed agenda), use the Imperative Agenda Form.)

Sponsor(s):

Mandelman, Stefani, Safai, Dorsey

Subject:

Committee of the Whole - Place for All Report

Long Title or text listed:

Motion scheduling the Board of Supervisors to sit as a Committee of the Whole on March 21 2023, at 3:00pm, to hold a public hearing to consider the Place for All Report submitted by the Department of Homelessness and Supportive Housing on December 30, 2022

Signature of Sponsoring Supervisor:

