

File No. 180202

Committee Item No. 2

Board Item No. _____

COMMITTEE/BOARD OF SUPERVISORS

AGENDA PACKET CONTENTS LIST

Comm: Public Safety & Neighborhood Services

Date: April 25, 2018

Board of Supervisors Meeting:

Date: _____

Cmte Board

- Motion
- Resolution
- Ordinance
- Legislative Digest
- Budget and Legislative Analyst Report
- Youth Commission Report
- Introduction Form
- Department/Agency Cover Letter and/or Report
- MOU
- Grant Information Form
- Grant Budget
- Subcontract Budget
- Contract/Agreement
- Form 126 – Ethics Commission
- Award Letter
- Application
- Public Correspondence

OTHER

(Click the text below for a direct link to the document)

- DOSW Highlights Memo - FY2015-2016
- Family Violence Council Report - FY2015-2016
- Referral FYI - March 5, 2018
- _____
- _____

Prepared by: John Carroll

Date: April 19, 2018

Prepared by: _____

Date: _____



City and County of San Francisco
Department on the Status of Women



Emily M. Murase, PhD
 Executive Director

City and County
 of San Francisco

**Highlights of the Fiscal Year 2016 Report on Family Violence in San Francisco
 (July 1, 2015 – June 30, 2016)**


Achievements of the San Francisco Family Violence Council

- ❖ Over the past 11 years, the City has increased funding for Violence Against Women services by **262%**, from \$1.83 million to \$6.77 million. This year, Family Violence Council also successfully advocated for additional funding for family violence services from the City and FY 2018 City budget included an extra **\$250,000 for child abuse prevention services.**
- ❖ Created and helped disseminate a policy and supplemental form to **assist medical providers in complying with domestic violence reporting laws while respecting the survivor’s autonomy to the greatest extent possible.**
- ❖ Worked with the Police Department, District Attorney’s office, and Probation Department to create **new protocols for when Special Victims Unit investigators are called out to a domestic violence incident.**
- ❖ Worked with the Superior Court and Police Department to **improve timely entry of domestic violence restraining orders into CLETS (California Law Enforcement Telecommunications) system.**
- ❖ Sheriff’s Department enacted an **employee involved domestic violence policy** to ensure Sheriff employees who commit domestic violence are properly investigated.

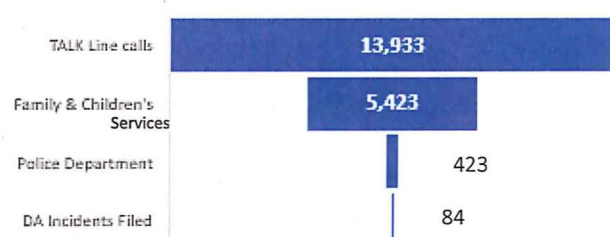
Key Findings

- ❖ Community-based organizations continue to play a key, front-line role in responding to domestic violence and child abuse cases in FY 2016.

**Domestic Violence cases in different systems
 FY 2016**



**Child Abuse cases in different systems
 FY 2016**



- ❖ Across all forms of family violence, people of color were disproportionately represented in the District Attorney’s Victim Services Division. For domestic abuse and child abuse, Black and Latinx people also comprised a disproportionate number of the clients served by community-based organizations.

Child Abuse

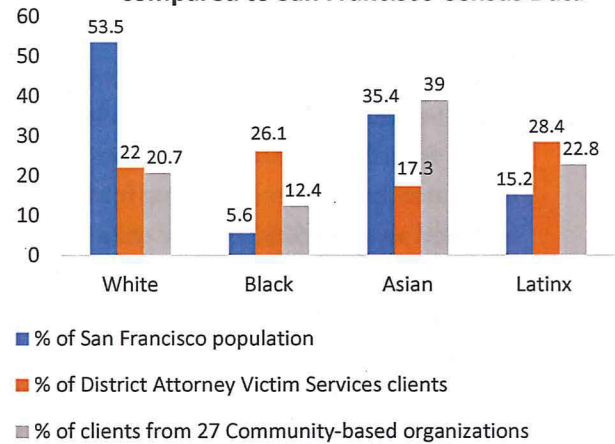
- ❖ Number of children in foster care decreased to a low of 738 (a 7% decline), resulting, in part, because of San Francisco’s decreasing child population and new Family and Children’s Services policies that emphasize early intervention and providing increased family support services to keep more children safely in their homes, when appropriate, rather than placing them in foster care.

- ❖ 37% increase in Child Abuse cases investigated by the Police Department in FY 2016.
- ❖ 47% increase in Child Abuse cases filed by the District Attorney in FY 2016.

Domestic Violence

- ❖ Only one recorded domestic violence related death in 2016, a three-year low, and a 75% decrease from 2014 and 2015.
- ❖ 53% increase in 911 domestic violence calls with an assailant with a gun – from 15 calls to 23.
- ❖ 87% increase in 911 domestic violence calls with an assailant with a knife – from 46 calls to 86.
- ❖ Lesbian, gay and bisexual high school students are 3 times as likely (21%) to experience sexual dating violence as their heterosexual peers (8%), and 12% had experienced physical dating violence compared to 6% of their heterosexual peers.

Race/Ethnicity of Domestic Violence Victims compared to San Francisco Census Data



Elder and Dependent Adult Abuse


- ❖ Reports received by Adult Protective Services have risen 23% overall since FY 2012.
- ❖ 21% increase in substantiated cases of elder physical abuse in FY 2016.
- ❖ 44% increase in the number of elder abuse cases at District Attorney Victim Services.
- ❖ Trend of substantiated cases of self-neglect continues to rise with substantiated dependent adult reports of self-neglect to Adult Protective Services increased by 16%.

Selected Family Violence Statistics: FY 2016

	Child Abuse	Domestic Violence	Elder Abuse
Crisis Calls Received by Community Providers	13,933	18,205	N/A
Calls Received by Family & Children’s Services (Child Abuse), 911 (Domestic Violence), and Adult Protective Services (Elder Abuse)	5,535	9,000	7,303
Cases Substantiated by Family & Children’s Services and Adult Protective Services	735	N/A	1,325
Incidents Responded to by Police Department	423	3,240	608
Cases Investigated by SFPD Special Victims Unit	199	1,522	114
Cases Received by District Attorney’s Office	144	1,820*	N/A
Incidents Filed by District Attorney’s Office	84	545*	N/A
Clients Assisted by Victim Services	146	1,051	333
Requests for Restraining Orders from Family, Probate, and Civil Harassment Courts	N/A	1,164	153

*Includes Elder Abuse cases

**SAN FRANCISCO FAMILY VIOLENCE COUNCIL
7TH COMPREHENSIVE REPORT ON**



FAMILY VIOLENCE IN SAN FRANCISCO

FY 2016 (JULY 1, 2015- JUNE 30, 2016)



**CITY AND COUNTY OF SAN FRANCISCO
DEPARTMENT ON THE STATUS OF WOMEN**

San Francisco Department on the Status of Women
FY 2016 Comprehensive Report on Family Violence in San Francisco

Written By:

Maggie McHale, Public Policy Fellow, Department on the Status of Women

Minouche Kandel, Esq., Women’s Policy Director, Department on the Status of Women

Editing Assistance By:

Elise Hansell, Grants Associate, Department on the Status of Women

Corey Smith, Intern, Department on the Status of Women

Lucy Snow, Public Policy Fellow, Department on the Status of Women

The Family Violence Council Tri-Chairs are:

Katie Albright, Executive Director, Safe & Sound (formerly San Francisco Child Abuse Prevention Center)

Beverly Upton, Executive Director, San Francisco Domestic Violence Consortium


Shawna Reeves, Director of Elder Abuse Prevention, Institute on Aging

The San Francisco Family Violence Council (also referred to in the report as ‘FVC’) is administered by the Department on the Status of Women, under the supervision of Dr. Emily M. Murase, Executive Director.

Visit <http://sfgov.org/dosw/family-violence-reports> to download a copy of this report

Issued January 2018

© 2018 San Francisco Department on the Status of Women

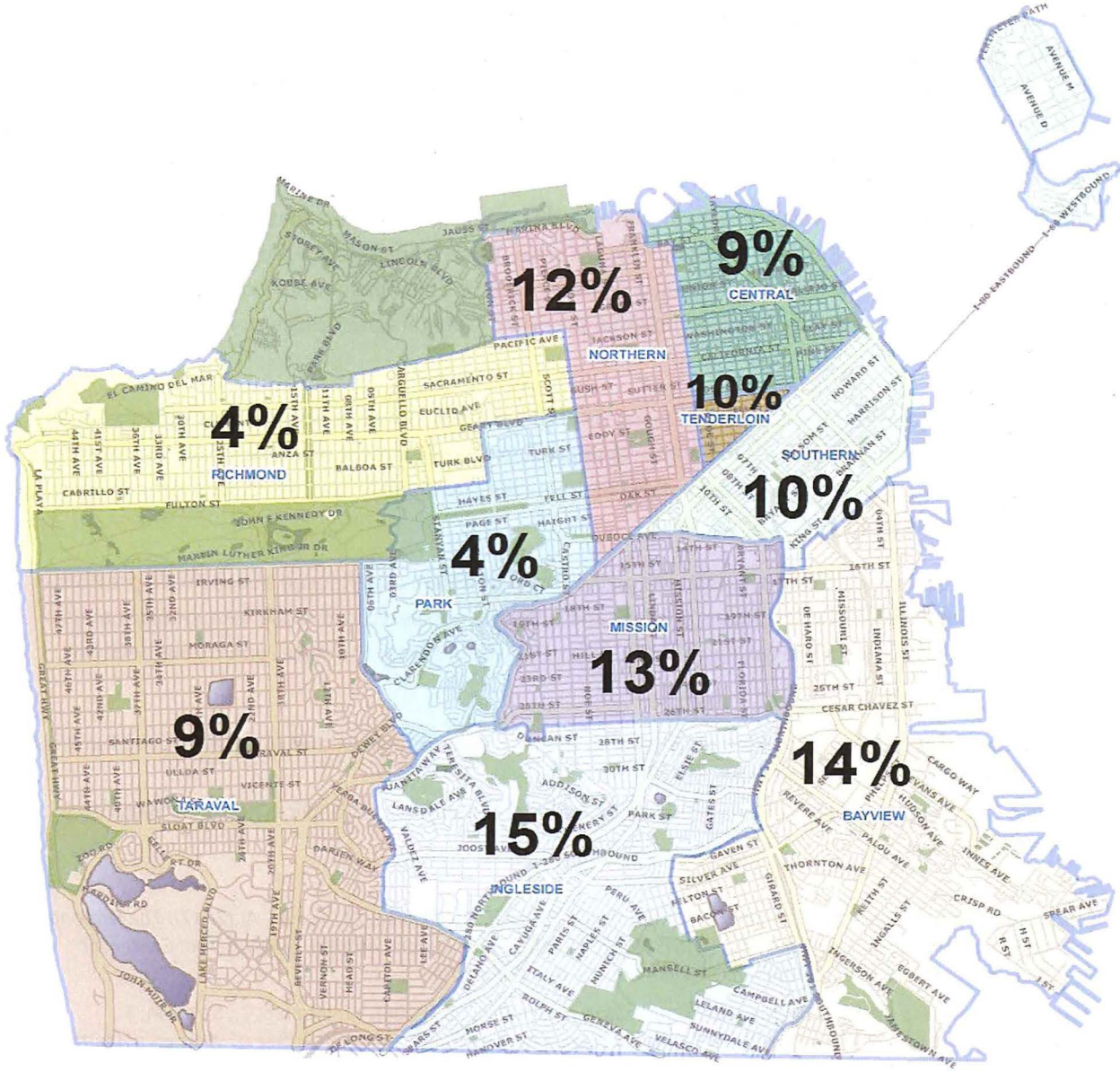


Contents

Executive Summary.....	1
Child Abuse Major Findings	4
Intimate Partner Violence Major Findings	6
Elder Abuse Major Findings	8
Major Achievements of the Family Violence Council in 2016 and 2017	15
Progress on 2016 Recommendations	16
Recommendations for 2018.....	19
Family Violence Homicides	21
Adult Probation.....	24
Adult Protective Services	27
Child Abuse Prevention and Support Services.....	31
Child Support Services	39
District Attorney.....	41
Domestic Violence Consortium.....	48
Domestic Violence Prevention and Support Services.....	49
Elder Abuse Prevention and Support Services.....	55
Emergency Management.....	59
Human Services Agency: CalWORKs Domestic Violence Advocates	63
Human Services Agency: Family and Children’s Services	65
Juvenile Probation	70
Police Department	71
Public Defender.....	74
Public Health	76
Sheriff.....	86
Status of Women	89
Superior Court.....	91
Unified School District.....	95
Appendix A: San Francisco Family Violence Council Members FY 2016.....	98
Appendix B: Family Violence Trainings at Member Agencies.....	99
Appendix C: Policies Developed for Health Care Providers to Report Domestic Violence to Law Enforcement	104

Appendix D: Elder Abuse Checklists.....	111
Appendix E: Unit Order regarding the protocol to be followed by assignment officer when assigning Domestic Violence cases & DOC Call-Out Memo for Domestic Violence Cases.....	115
Appendix F: Sheriff’s Department Employee Involved Domestic Violence Policy & Brochure	120
Appendix G: Strategic Planning Retreat Materials	124
Appendix H: Department of Emergency Management Prioritization of Calls from Adult Protective Services & Child Protective Services	131
Appendix I: 5-Year Plan to Address Family Violence	132

Family Violence Calls to the Emergency Management Department by Police District



Executive Summary

Prevalence of Family Violence

Individuals may be vulnerable to different forms of violence through different stages of life. Child abuse, domestic violence (also known as intimate partner violence or IPV), and elder or dependent adult abuse are all forms of family violence that have traumatizing and far-reaching effects on individuals, families, and entire communities. Family violence can include abuse that is physical, sexual, psychological, or economic, and is characterized by behaviors that are used to isolate, neglect, or exercise power and control over an intimate partner, child, elder, or dependent adult.

In 2014, Child Protective Service agencies in the United States received an estimated 3.6 million reports involving approximately 6.6 million children.¹ In California, there were 496,972 reports of child abuse and neglect in 2014, and neglect was the most common type of child abuse reported in nearly all data available county and statewide.² Further, about 66 percent of substantiated cases were due to general neglect.³

Nationally, almost one woman in four (23.2 percent) has been a victim of severe physical violence by an intimate partner over her lifetime.⁴ In California, approximately 40 percent of women have experienced physical intimate partner violence at some time in their lives.⁵ Nationally, the rate of domestic violence (4.2 per 1,000) has not decreased since 2011.⁶

Recent major studies report that 7.6 percent to 10 percent of elders experienced abuse in the previous year.⁷ Approximately 1 in 10 Americans aged 60 and older have experienced some form of elder abuse. Financial abuse is an area of increasing concern in San Francisco, across the state, and throughout the

¹ *Child maltreatment 2014*. U.S. Department of Health & Human Services, Administration for Children and Families, Administration on Children, Youth and Families, Children's Bureau. (2016).

² *California Child Welfare Indicators Project Reports*, UC Berkeley Center for Social Services Research. Webster, D., et al. May 2015.

³ Ibid.

⁴ Smith, S.G., Chen, J., Basile, K.C., Gilbert, L.K., Merrick, M.T., Patel, N., Walling, M., & Jain, A. (2017). *The National Intimate Partner and Sexual Violence Survey (NISVS): 2010-2012 State Report*. Atlanta, GA: National Center for Injury Prevention and Control, Centers for Disease Control and Prevention.

⁵ *Women experiencing intimate partner violence, California, 1998-2002*. (2006). Weinbaum, Z., Stratton, T., Roberson, S., Takahashi, E., & Fatheree, M. California Department of Health Services, Office of Women's Health. May 2006. Chapter 12.

⁶ *Bureau of Justice Statistics, National Crime Victimization Survey, 2013-2014*. (2014). Truman J., Langton L. Retrieved from <http://www.bjs.gov/content/pub/pdf/cv14.pdf>.

⁷ *Prevalence and correlates of emotional, physical, sexual, and financial abuse and potential neglect in the United States: The national elder mistreatment study*. Lifespan of Greater Rochester, Inc., Weill Cornell Medical Center of Cornell University. & New York City Department for the Aging. (2011) Under the Radar: New York State Elder Abuse Prevalence Study. New York; Acierno R, Hernandez MA, Amstadter AB, Resnick HS, Steve K, Muzzy W, et al. (2010). *American Journal of Public Health*, 100(2), 292-297.

county. In one recent study, financial abuse was self-reported at higher rates than those of physical, emotional, or sexual abuse and neglect.⁸

Importantly, different forms of family violence are strongly interconnected. There are shared factors that make it less likely that individuals will experience violence, or increase their resilience when faced with violence. One of these factors is the “coordination of resources and services among community agencies.”⁹

Family Violence Council

The San Francisco Family Violence Council was established by local ordinance to increase awareness and understanding of family violence and its consequences, and to recommend programs, policies, and coordination of City services to reduce the incidence of family violence in San Francisco. In 2007, San Francisco became the first county in California to broaden the scope of its Attorney General-mandated Domestic Violence Council to include child abuse and elder abuse along with domestic violence. The Family Violence Council is tri-chaired by three community-based experts in these different forms of family violence and has become a key body in coordinating enhanced communication and collaborative efforts among its many partners. The Council is staffed by the Department on the Status of Women. The Council’s tri-chairs are Katie Albright, Executive Director of Safe & Sound; Beverly Upton, Executive Director of the San Francisco Domestic Violence Consortium; and Shawna Reeves, Director of Elder Abuse Prevention at the Institute on Aging.

The Council recommends and helps implement family violence-related policy changes to the City and issues this report annually. The report remains the only document that provides a broad view of the statistics and trends related to the full spectrum of family violence in San Francisco.

The entire Family Violence Council meets four times a year. Committees of the Family Violence Council, which meet more frequently, include:

- Justice and Courage Committee, which focuses on improving the criminal justice system’s response to domestic violence;
- The Housing and Domestic Violence Committee;
- The Elder Justice Committee.

The 7th *Comprehensive Report on Family Violence in San Francisco* covers data from government agencies and community service providers for Fiscal Year (FY) 2016, from July 1, 2015 - June 30, 2016.

⁸ *Under the Radar: New York State Elder Abuse Prevalence Study*. Lifespan of Greater Rochester, Inc., Weill Cornell Medical Center of Cornell University. & New York City Department for the Aging. (2011). New York.

⁹ *Preventing Multiple Forms of Violence: A Strategic Vision for Connecting the Dots*. National Center for Injury Prevention and Control of the Centers for Disease Control and Prevention, 2016.

This report fulfills one of the Council's priorities – the tracking and analyzing of family violence data. The report provides a snapshot of where and how survivors of violence seek help and how perpetrators of violence are held accountable and monitored. By understanding how and where residents access family violence-related services, and how service providers meet the needs of survivors and hold perpetrators of abuse accountable, the City is better able to create impactful policies, fund appropriate programs, and keep San Francisco residents safe in their homes. This report includes information from 14 City public agencies and 27 community-based organizations. As of 2016, 24 agencies are official members of the Family Violence Council. See Appendix A for a list of all member agencies and the staff that represents them. San Francisco's prioritization of family violence manifests in the active involvement of so many City departments and non-profits in the work of the Family Violence Council.

San Francisco recognizes the importance of providing a broad range of access points for survivors of abuse. The San Francisco network of public agencies and non-profit providers are all key parts of a system intended to protect and support those who seek help, and to hold accountable those who perpetrate family violence. The administration of Mayor Edwin Lee made significant investments in preventing and responding to family violence. The Department on the Status of Women receives \$6.77 million for Violence Against Women Grants, an increase of 262% over the last 11 years. In addition, the Department of Children, Youth and Their Families grants \$578,250 to community based agencies that address family violence, the Department of Aging and Adult Services receives more than \$9.2 million for its Adult Protective Services program, and \$208,996 for community-based programs. Family and Children's Services funds over \$7.5 million for child abuse related programs.

It is important to note that this report does not provide an unduplicated count of victims of family violence as there is currently no method for tracking an individual from program to program or service to service. For example, it is possible that a survivor of elder abuse could be counted in the Adult Protective Services data, as well as in the 911 call data, and the Probate Court Restraining Order data. Therefore, the possibility of the duplicated count of some, or even many, individuals is likely. There can be some measure of linear analysis when examining the criminal justice statistics, as most cases follow a standard path from a 911 emergency call, to a Police Department report, to a case referred to the District Attorney's Office. However, the complexities of family violence, the different fiscal years in which the same case may enter different systems, and the many variables involved in these cases make even this well-defined route prone to twists and turns.

To present a broad range of data in a readable form, this report generally includes the past three to four years of data. Data from earlier years in prior reports can be accessed online at <http://sfgov.org/dosw/family-violence-reports>.

The following summarizes some of the principal findings and trends in this year's report.

Child Abuse Major Findings

Increase in Child Abuse Investigations by Police and in Child Abuse Prosecutions

- ❖ Child abuse investigations by the Police Department increased by 37 percent from Fiscal Year 2015.
- ❖ Child abuse cases filed by the District Attorney's office increased by 47 percent from Fiscal Year 2015 to Fiscal Year 2016, driven by an increase in child sexual abuse and child pornography cases.

Lower Rates of Child Abuse Reports by School Reporters

- ❖ In the 2016 school year, the total number of child abuse reports by school reporters decreased by 20 percent from the previous school year.
- ❖ Safe & Sound provided training to 2,256 child serving professionals in Fiscal Year 2016. After the trainings, over 92 percent of child serving professionals stated that they were more likely to report abuse.

Black and Latinx Children Disproportionately Victimized

- ❖ Just 23.6 percent of minors in San Francisco are Latinx, yet 48 percent of child abuse victims served by the District Attorney's Victim Services Division were Latinx. 5.7 percent of minors in San Francisco are Black, yet Black children comprised 19 percent of Victim Services' caseload.

Continued Decline in Foster Care Entries

- ❖ In January 2016, the total foster care caseload reached a low of 738. There are several changes that have likely contributed to this overall decline. For example, San Francisco's decreasing child population and new Family and Children's Services policies that emphasize early intervention and providing increased family support services to keep more children safely in their homes, when appropriate, rather than placing them in foster care. The total number of children in foster care declined seven percent from Calendar Year 2015 to Calendar Year 2016.

Child Abuse at a Glance	FY 2016	%Δ from FY 2015
Safe & Sound (formerly San Francisco Child Abuse Prevention Center): TALK Line Calls Received	12,216	-17%
Safe & Sound: Safe Start Families Served	362	+2%
Safe & Sound: Cases seen by Multi-Disciplinary Team at Children's Advocacy Center of San Francisco	258	-16%
Family & Children's Services: Children Referred	5,423	-2%
Family & Children's Services: Referrals Substantiated as Abuse	683	-9%
Department of Public Health: Children Served by the Child Trauma Research Program	225	-10%
San Francisco Police Department Cases	423	+43%
San Francisco Police Department Special Victims Unit: Number of Cases Investigated	199	+37%
San Francisco Police Department Special Victims Unit: Percent of Cases Investigated	47%	-2
District Attorney: Incidents Received	144	+15%
District Attorney: Incidents Filed	84	+47%
District Attorney Victim Services: Clients Assisted	269	-15%
Adult Probation Department: Child Abuse Unit	25	-55%

Intimate Partner Violence Major Findings

Increase in Domestic Violence Calls to 911 involving a deadly weapon

- ❖ There was an 87 percent increase in 911 domestic violence calls involving an armed assailant with a knife.
- ❖ 911 domestic violence calls reporting an assailant with a gun increased by 53 percent in Fiscal Year 2016.
- ❖ *These increases illustrate the need for the recommendation from last year's Family Violence Council Report to implement a firearms surrender program to remove guns from persons restrained by domestic violence restraining orders.*



Increase in Stalking Calls to 911

- ❖ In Fiscal Year 2016, 911 received 539 calls for stalking and 44 calls for domestic violence stalking, a 42 percent increase since Fiscal Year 2014. This is a significant change from Fiscal Year 2008, where there were no 911 calls about stalking. *This increase in reporting stalking may reflect an institutional effort to recognize stalking as violence.*

Better Screening for Intimate Partner Violence at Department of Public Health Clinics

- ❖ The number of female patients screened for intimate partner violence at Department of Public Health Outpatient primary care and women's clinics increased 80 percent, and the number of male patients screened increased 201 percent.
- ❖ The number of female patients identified as having current intimate partner violence doubled.

Lesbian, Gay and Bisexual Students More at Risk for Intimate Partner Violence

- ❖ In School Year 2014-2015, lesbian, gay and bisexual¹⁰ high school students were twice as likely as their heterosexual peers to experience physical dating violence. Rates of sexual dating violence were also much higher, occurring at 8 percent for heterosexual pupils, and 21 percent for lesbian, gay and bisexual students.

Black and Latinx People Disproportionately Victimized

- ❖ Despite only making up 5.6 percent of the population of San Francisco, Black victims account for more than a quarter of the total victims (26 percent) supported by the District Attorney's Victim Services Division, and 12.4 percent of clients served by community based agencies. Latinx victims account for 28 percent of victims supported by the District Attorney's Victim Services Division, despite only making up 15.2 percent of the population of San Francisco.

¹⁰ Due to low sample size, results for transgender students were not representative and therefore not included – however, research indicates that transgender students are at disproportionate risk for dating violence.

Domestic Violence at a Glance	FY 2016	%Δ from FY 2015
Community Based Agencies: Total Domestic Violence Individuals Served	21,211	-13%
Community Based Agencies: Domestic Violence Crisis Line Calls	18,205	-15%
Department of Emergency Management: 911 Calls	9,000	+3%
San Francisco Police Department: Cases Responded To	3,240	+4%
San Francisco Police Department Special Victims Unit: Number of Cases Investigated	1,522	+5%
San Francisco Police Department Special Victims Unit: Percent of Cases Investigated	47%	0
District Attorney: Incidents Filed	545	-7%
District Attorney Victim Services: Clients Assisted	1,098	-23%
Family Court: Requests for Domestic Violence Restraining Orders	1,164	+2%
Department of Public Health: Trauma Recovery Center Clients	778	0%

Elder Abuse Major Findings

Increase in Number of Elder Abuse Cases and Services

- ❖ Reports of Elder and Dependent Adult Abuse received by Adult Protective Services have risen steadily since FY 2014, rising 23 percent in total since FY 2012.
- ❖ Substantiated cases of elder physical abuse increased by 21 percent in Fiscal Year 2016.
- ❖ District Attorney Victim Services has increased their elder abuse cases by 44 percent.

Self-Neglect Case Increase

- ❖ Over the past four fiscal years, substantiated cases of self-neglect amongst elder people and dependent adults have generally risen. In Fiscal Year 2016 substantiated elder abuse reports of self-neglect by Adult Protective Services increased by 9 percent. In Fiscal Year 2016 substantiated dependent adult reports of self-neglect to adult protective services increased by 16 percent.

Black and Asian people disproportionately experiencing Elder Abuse

- ❖ 35.4 percent of San Francisco's adult population is Asian – yet more than half (53.5 percent) of District Attorney Victim Services' clients were Asian. 5.6% of the population is Black, yet Black clients accounted for 21.2 percent of Victim Services' Elder Abuse caseload.

Elder and Dependent Adult Abuse at a Glance	FY 2016	%Δ from FY 2015
Adult Protective Services: Cases Received	7,303	+7%
Adult Protective Services: Unique Substantiated Cases of Abuse by Others	1,325	+3%
Probate and Civil Harassment Courts: Elder Abuse Restraining Orders Granted	42	+17%
Police Department Financial Abuse Cases	472	-5%
Police Department Special Victims Unit: Financial Abuse Cases Investigated	60	-24%
Police Department Special Victims Unit: Financial Abuse Cases Percent Investigated	13%	-3
Police Department Physical Abuse Cases	136	+72%
SFPD Special Victims Unit: Physical Abuse Cases Investigated	54	+8%
SFPD Special Victims Unit: Physical Abuse Cases Percent Investigated	40%	-23
District Attorney: Elder Physical Abuse Prosecutions at DV Unit	44	+16%
District Attorney Victim Services: Clients Assisted	296	+44%

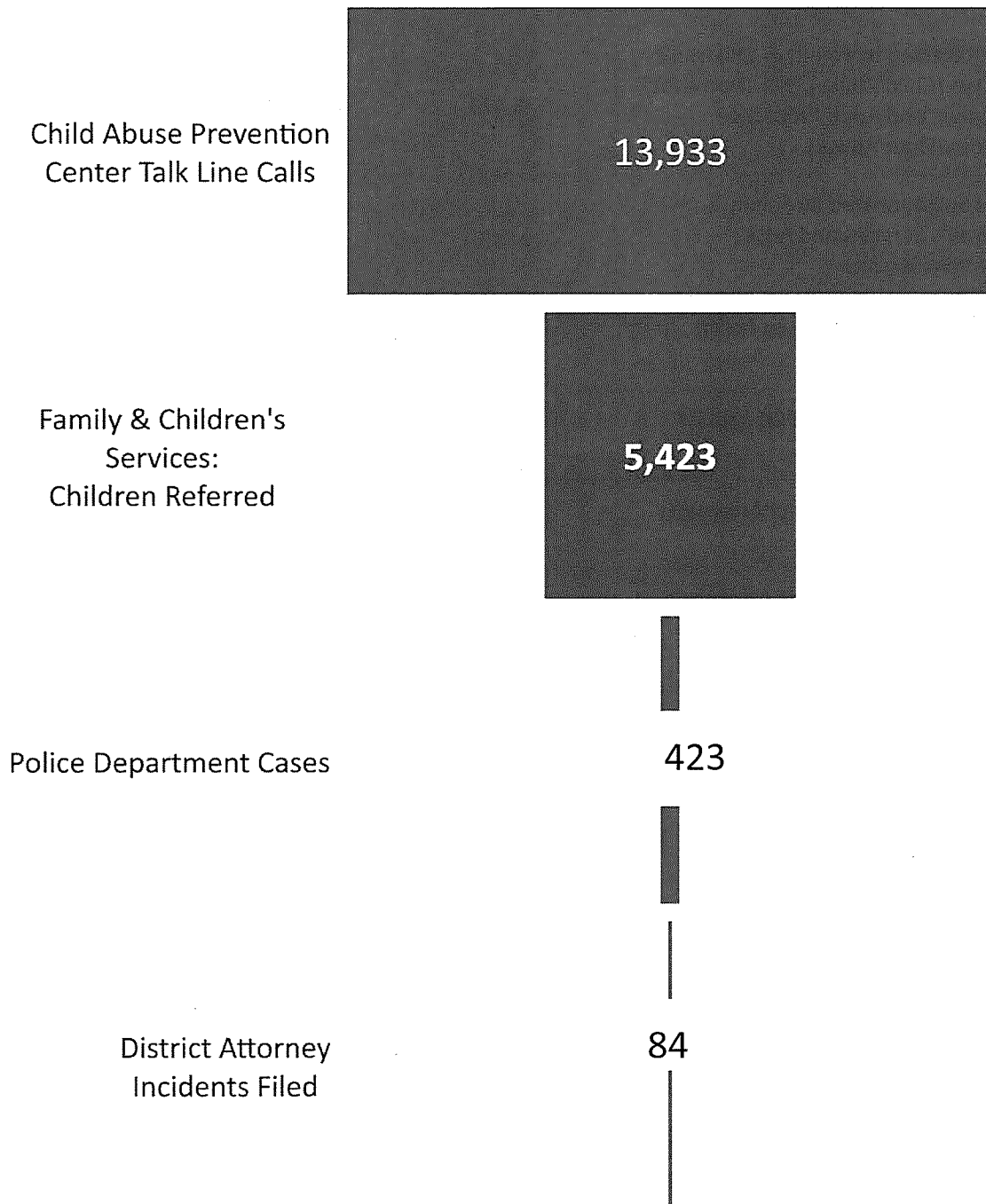
Comparative Family Violence Data Points

	Child Abuse	Domestic Violence	Elder Abuse
Crisis Calls Received by Community Providers	13,933	18,205	N/A
Calls Received by Family & Children's Services (Child Abuse), 911 (Domestic Violence), and Adult Protective Services (Elder Abuse)	5,423	9,000	7,303
Cases Substantiated by Family & Children's Services and Adult Protective Services	683	N/A	1,325
Incidents Responded to by Police Department	423	3,240	608
Cases Investigated by SFPD Special Victims Unit	199	1,522	114
Cases Received by District Attorney's Office	144	1,820 ¹¹	N/A
Incidents Filed by District Attorney's Office	84	545 ¹²	N/A
Clients Assisted by Victim Services	269	1,098	296
Requests for Restraining Orders from Family, Probate, and Civil Harassment Courts	N/A	1,164	153

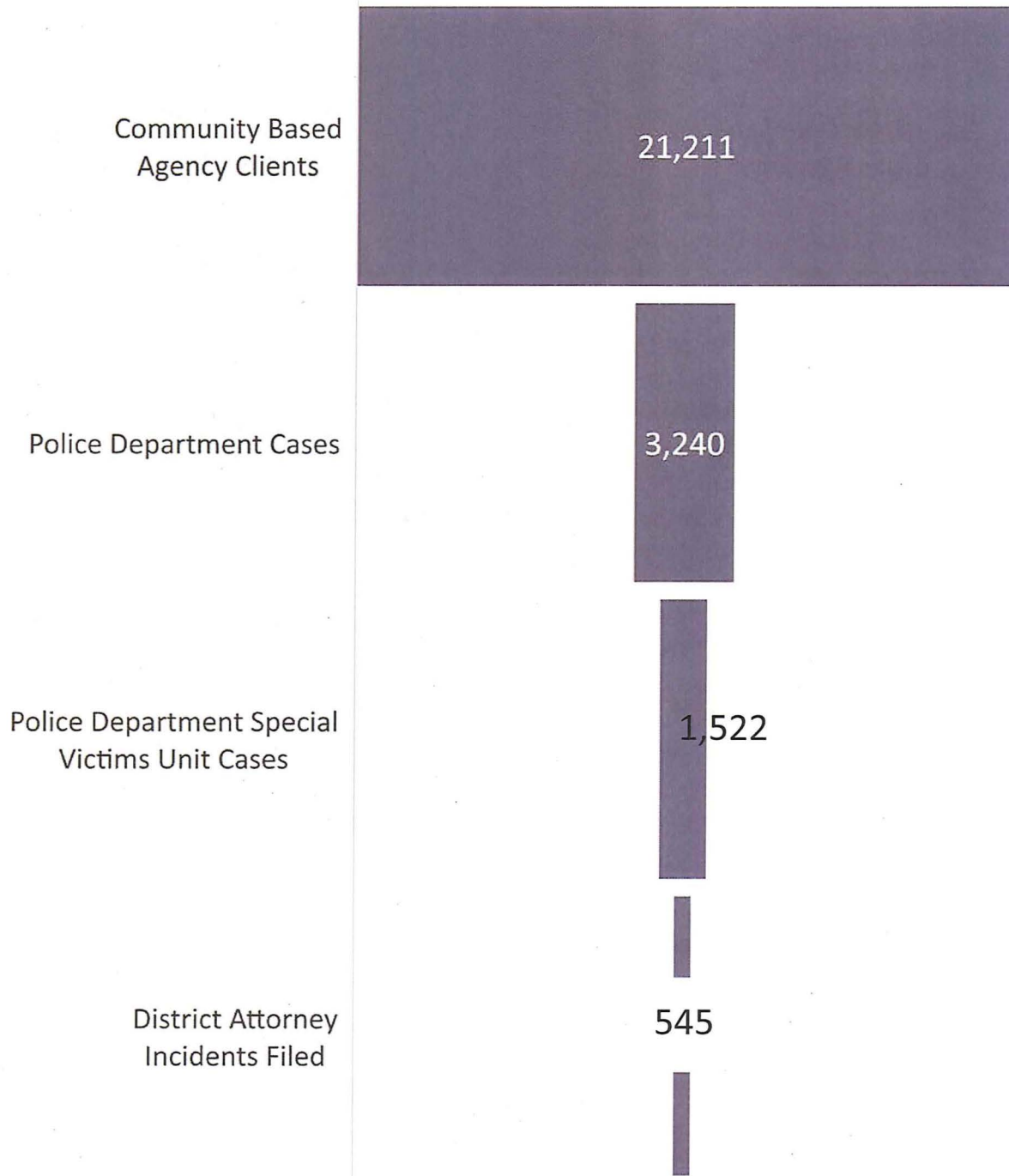
¹¹ Includes Elder Abuse Cases.

¹² Includes Elder Abuse Cases.

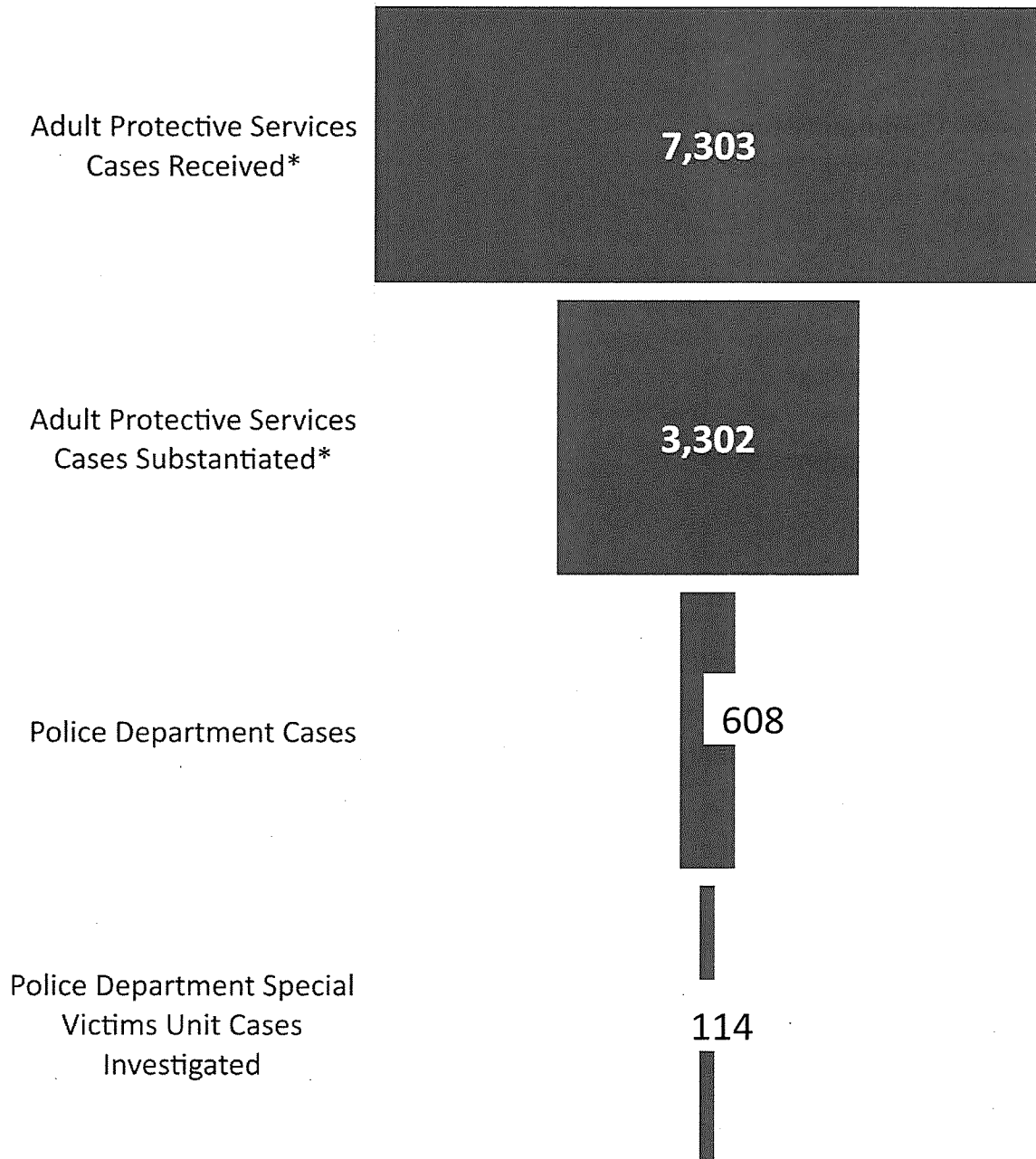
Child Abuse Cases in Different Systems



Domestic Violence Cases in Different Systems

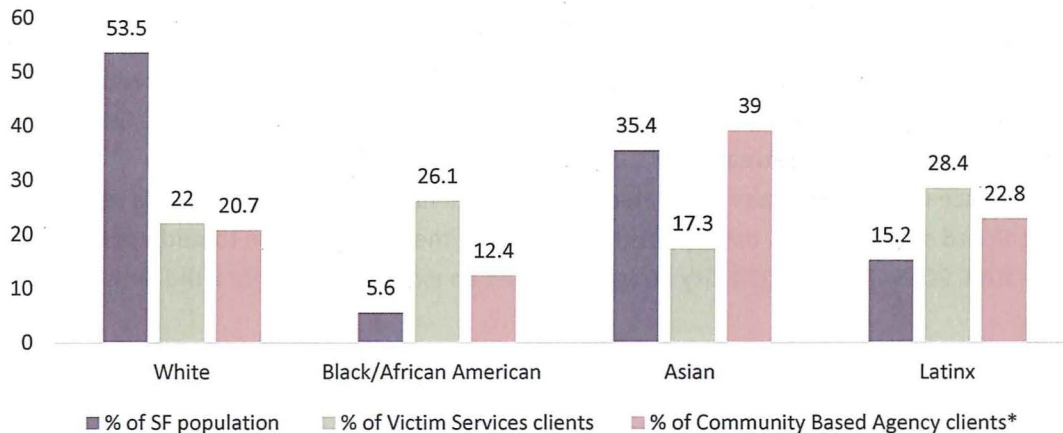


Elder and Dependent Adult Abuse Cases in Different Systems



*Including self-neglect

**Comparison of San Francisco City and County
Race/Ethnicity and Clients of District Attorney Victim Services &
Violence Against Women Community Based Agencies
FY 2016**



The chart above suggests that Black and Latinx populations experience domestic violence at a disproportionate rate. Despite only making up 5.6 percent of the population of San Francisco¹³, Black victims account for more than a quarter of the total victims (where race/ethnicity is known) supported by the District Attorney's Victim Services Division, and 12.4 percent of clients served by community based agencies. Latinx victims account for 28 percent of victims supported by the District Attorney, despite only making up 15.2 percent of the population of San Francisco. This data should be treated with caution, however, as it only represents those cases that are served by the District Attorney's Victim Services and by community based agencies when race/ethnicity is known and reported.

National data supports this pattern. Forty-five percent of U.S. non-Hispanic Black women have experienced contact sexual violence, physical violence, and/or stalking by an intimate partner in their lifetimes,¹⁴ compared to 37 percent of non-Hispanic White women.¹⁵

*In this graph, Community Based Agencies are the 27 agencies that receive funding from the Department on the Status of Women's Violence Against Women (VAW) Grant Program. Visit the Department's website for a full list of grantees.

¹³ Chart uses data from the US Census Bureau (2016)

<https://www.census.gov/quickfacts/fact/dashboard/US/RHI125216>. The US Census Bureau does not break down Asian citizens into the same number of subcategories as does the District Attorney, so we combined the various Asian subgroups from the District Attorney's office to arrive at these numbers.

¹⁴ *The National Intimate Partner and Sexual Violence Survey (NISVS): 2010-2012 State Report*. Atlanta, GA: National Center for Injury Prevention and Control, Centers for Disease Control and Prevention

¹⁵ Ibid.

Major Achievements of the Family Violence Council in 2016 and 2017

Strategic Planning

- ❖ In December 2016, the Family Violence Council conducted its **first strategic planning retreat** to rethink and reprioritize its goals, following a recommendation from last year's report. See Appendix G for summary of retreat.
- ❖ Family Violence Council Tri-Chairs advocated for additional funding for family violence services from the Board of Supervisors, using priorities included in the Five-Year Plan to Address Family Violence from 2015. **The FY 2018 City budget included an extra \$250,000 for child abuse services.**

Protocols and Practice

- ❖ A work group on **Health Care Provider Reporting of Domestic Violence to Law Enforcement** created a policy and supplemental form to assist medical providers in complying with reporting laws while respecting the survivor's autonomy to the greatest extent possible. The policy was approved by the Family Violence Council in 2017, a unit order issued by the Police Department, and a training bulletin by Department of Emergency Management. See Appendix C.
- ❖ The Elder Justice Committee created a **supplemental form for use by police officers** responding to elder abuse cases, and modeled on the form used in domestic violence cases. See Appendix D.
- ❖ The Justice and Courage Committee worked with the Police Department, District Attorney's office, and Probation Department to create **new protocols for when Special Victims Unit investigators are called out to a domestic violence incident**, and on which domestic violence cases that Special Victims Unit receives will be **assigned for investigation**. See Appendix E.
- ❖ Members of the Justice and Courage committee worked with the Superior Court and the Police Department **to improve timely entry of domestic violence restraining orders into the CLETS (California Law Enforcement Telecommunications) system**, by creating a new e-mail which Court staff uses to send copies of the orders each day.
- ❖ The Sheriff's Department enacted an **employee involved domestic violence policy** to ensure Sheriff employees who commit domestic violence are properly investigated. See Appendix F.
- ❖ The partners of the Children's Advocacy Center are implementing partner-identified priorities, including revising interview protocol and practice, and creating a plan to provide comprehensive mental health services to ensure that children are receiving appropriate services.
- ❖ Department of Emergency Management prioritized calls from Adult Protective Services and Child Protective Services to reduce wait time for City employees reporting abuse. See Appendix H.

Public Awareness

- ❖ With input from Family Violence Council members, the **Sheriff's Department developed a new brochure** on its availability to serve domestic violence restraining orders. See Appendix F.

Progress on 2016 Recommendations

	Recommendation	Progress
1A.	Focus on language access issues across the board.	<p>Received presentation from San Francisco Police Department and the Office of Citizen Complaints at an FVC meeting in November of 2016.</p> <p>Included LEP (Limited English Proficient) protocol in May 2017 Domestic Violence High Risk Lethality Trainings for SFPD officers at Bayview Station.</p>
1B.	Finalize Police Department/Adult Protective Services cross reporting protocol for investigating elder abuse.	A new SFPD Elder Abuse Bulletin was drafted and submitted in October 2016. There is a smaller committee working on drafting a manual.
1C.	Review the Police Department Special Victims Unit annually, to assess best practices for investigation of child abuse, elder abuse and domestic violence.	<p>Adult Protective Services is working to implement best practices and standardize investigation protocol to be reflective of child abuse and domestic violence protocol updates.</p> <p>The Police Department has implemented an evidenced-based best practice Domestic Violence Lethality Assessment Program in the Bayview District.</p>
2.	Standardize criteria for which deaths should be considered by death review teams to be child abuse, domestic violence, or elder abuse deaths. Create standards for cases that should be reviewed, reporting protocol, and cross-county collaboration protocol, including outlining team objectives, roles, and responsibilities.	The members of the Child Death Review Team have executed a confidentiality agreement and are finalizing a charter to establish the foundation for working together and establishing criteria for review and reporting of child deaths. The Charter contains a section on roles and responsibilities for each member of the Team.

- Completed
- In progress
- No action at present

3.	Support the work of the Children’s Advocacy Center public-private partnership to implement updated practices for sharing information during a child abuse investigation, as well as use of a shared database.	The partners of the Children’s Advocacy Center (CAC) furthered crucial planning, design, and construction on the CAC database to support and enhance information-sharing during a child abuse investigation. The CAC will beta-test the database in 2017-2018 and, upon success, implement the full scope and appropriate training of all partners.
4.	Finalize protocol for “gone on arrival cases” for Police Department, District Attorney’s Office and Adult Probation Department.	Partially Completed. Special Victims Unit assignment criteria and DOC Call out to DV cases complete. (See Appendix E). Manual in process.
5.	Finalize a supplementary form to the legally mandated OES2-920 for healthcare reports of injuries due to assault or abusive conduct. <ul style="list-style-type: none"> • Create a victim-centered protocol on how the Police Department will respond to these reports. • Distribute the supplementary form and protocol to healthcare providers and institutions throughout San Francisco. 	Completed. (See Appendix C).
6.	Implement firearms surrender program to remove guns from persons who have domestic violence restraining orders issued against them.	The Department on the Status of Women, Sheriff’s Department, and Police Department are meeting to discuss how such a program could be created.
7.	Review investigation and prosecution data for stalking cases.	Completed. In 2016 FVC Report.
8.	Offer Batterers Intervention Programs for monolingual Cantonese speakers, and for persons with mental health problems.	
9.	Finalize Elder Abuse Investigation Tool for Police Department Special Victims Unit.	The supplementary checklist is finalized but not implemented. (See Appendix D).
10.	Members will report information on what family violence training is being received by Family Violence Council member agencies.	Partially Completed. Not all members have reported. (See Appendix B).

<p>11.</p>	<p>Conduct child abuse, domestic violence and elder abuse trainings led by community organizations at Police Academy and other Police Department trainings.</p>	<p>Based on feedback from the Family Violence Council retreat, the members of the Family Violence Council are developing a training committee and possible training opportunities.</p>
<p>12.</p>	<p>Create a strategic plan for the Family Violence Council to develop a road map for the Council, and to integrate and implement the elements of the Five-Year Plan to Address Family Violence.</p>	<p>Held Strategic Planning Retreat in December of 2016. See Appendix G. Obtained additional \$250,000 in funding for child abuse services, based on Five Year Plan to Address Family Violence.</p>

Recommendations for 2018

Most recommendations are continuations from last year's report still in progress. *New Recommendations are shown in italics.*

Protocols and Practice

1. Focus on language access issues across the board.
2. *Increase staffing for Special Victims Unit.*
3. Prioritize implementation of the finalized Police Department/Adult Protective Services cross-reporting protocol for investigating elder abuse.
4. Finalize Domestic Violence Manual for Police Department Special Victims Unit.
5. Finalize Elder Abuse Manual for Police Department Special Victims Unit.
6. Review the Police Department Special Victims Unit annually, to assess best practices for investigation of child abuse, elder abuse and domestic violence.
7. Standardize criteria for which deaths should be considered by death review teams to be child abuse, domestic violence, or elder abuse deaths. Create standards for cases that should be reviewed, reporting protocol, and cross-county collaboration protocol, including outlining team objectives, roles, and responsibilities.
 - a. *Convene a subcommittee of the Justice and Courage Committee to explore policy solutions and models of domestic violence death review teams.*
8. Support the work of the Children's Advocacy Center public-private partnership to implement updated practices for sharing information during a child abuse investigation, as well as the use of a shared database.
9. Implement a firearms surrender program to remove guns from persons who have domestic violence restraining orders issued against them.
10. Review investigation and prosecution data for stalking cases.
11. Offer Batterers Intervention Programs for monolingual Cantonese speakers, and for persons with mental health problems.
12. *Work to improve data on LGBTQ families and individuals.*
13. *Develop Unit Orders at the Police Department Special Victims Unit for the Assignment of Child Abuse and Elder Abuse cases for investigation. See Appendix E for Unit Order on Domestic Violence cases.*

Training

14. Members will report information on what family violence training is being received by Family Violence Council member agencies.
15. Conduct child abuse, domestic violence and elder abuse trainings led by community organizations at Police Academy and other Police Department trainings.

Planning

16. Create a strategic plan for the Family Violence Council to develop a road map for the Council, and to integrate and implement the elements of the Five-Year Plan to Address Family Violence, attached at Appendix B.
 - a. *Organize a Strategic Planning Retreat for late 2018 or early 2019.*
17. *Convene a workgroup to focus on capturing prevention measures for the Family Violence Council Annual Report. Workgroup will also expand the Family Violence Council's focus on health equity, social and racial justice.*

Family Violence Homicides

A recommendation for the Family Violence Council made in 2016 was to standardize criteria for which deaths should be considered as child abuse, domestic violence, or elder abuse deaths. There is a need to create standards for cases that should be reviewed by Death Review Teams, reporting protocol, and cross-county collaboration protocol.

Child Abuse

The Department of Public Health and Medical Examiner are continuing their work to conduct an in-depth analysis of child, adolescent, and young adult deaths in San Francisco occurring between 2007-2015. The full report, which is expected to include data on Ill-Defined and Unknown Cases, Homicide, and Sudden Infant Death Syndrome (SIDS), dis-aggregated by age and ethnicity/race, will be forthcoming and included within this report in future years. Where the circumstances behind homicides are known, 68 percent of homicides of children under five in California, in FY 2016, were related to child abuse.¹⁶

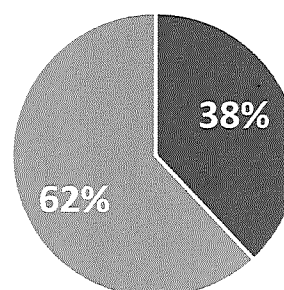
Domestic Violence

San Francisco and the Family Violence Council are committed to better identifying domestic violence deaths through standardizing the death review criteria.

When the circumstances behind a homicide are known, 38 percent of female homicides in California FY 2016 were domestic violence homicides.¹⁷ This is 5 percent lower than in FY 2015, but 4 percent higher than 2014.

However, this figure may be an underestimation: former partners of victims are categorized as ‘friend, acquaintance’ perpetrators rather than ‘spouse’, and the report does not specify in how many ‘friend/acquaintance cases’ domestic violence was a contributing circumstance. Nationally, the Centers for Disease Control and Prevention has found that 55 percent of female homicides between 2003-2014 were related to intimate partner violence.¹⁸

California Percent Female Domestic Homicides Compared with Total Female Homicides with Known Causes
FY 2016



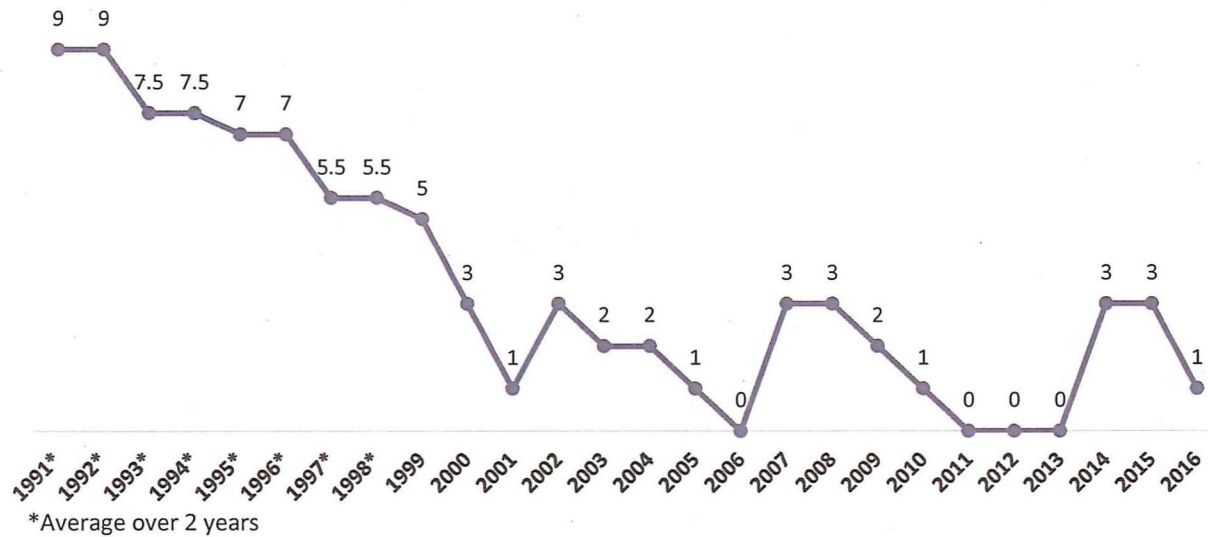
■ Domestic Violence Homicides ■ Other Homicide

¹⁶ Becerra, Xavier, Attorney General, *Homicide in California*, California Department of Justice, (2016), p.33 <http://oag.ca.gov/crime>

¹⁷ Ibid. p.32

¹⁸ Petrosky, E. et al, ‘Racial and Ethnic Differences in Homicides of Adult Women and the Role of Intimate Partner Violence — United States, 2003–2014’ in *Morbidity and Mortality Weekly Report*, U.S. Department of Health and

Women Killed Due to Domestic Violence in San Francisco 1991-2016



Confirmed* Domestic Violence Homicides in San Francisco

Gender of Victim of Domestic Violence Homicide	2014	2015	2016
Female	3	2	1
Transgender (male to female)	0	1	0
Male	1**	1	0
Total	4	4	1

Gender of Perpetrator of Domestic Violence Homicide	2014	2015	2016
Male	3	3	1
Female	1**	1	0
Total	4	4	1

* Due to the need for some standardized criteria, not all deaths due to domestic violence may be accurately captured.

** At trial, this was found to be a justifiable homicide.¹⁹

Human Services Centers for Disease Control and Prevention (2017) p.741
<https://www.cdc.gov/mmwr/volumes/66/wr/pdfs/mm6628a1.pdf>

¹⁹ Penal Code 197 PC, available here: <http://codes.findlaw.com/ca/penal-code/pen-sect-197.html>

To keep better track in “real” time of domestic violence related deaths in San Francisco, the Family Violence Council Report reports on cases where a defendant has been charged with killing an intimate partner, or where from media reports it appears a death was related to domestic violence. We recognize that until there has been a final adjudication, these cannot definitively be considered domestic violence deaths.

The Council also acknowledges that the case summarized below is only the case it knows of – there may be other cases it has not identified.

Case summary

A 60-year old Asian-American woman was stabbed by her 47-year old partner. The assailant was arrested by UCSF police shortly after the fatal stabbing.

Elder Abuse


Elder Death Review Teams (EDRT) focus on deaths of elders where suspicions about the role of abuse or neglect in the elders’ deaths exist. Teams may be convened by the Medical Examiner, Coroner, District Attorney, or another public entity. Currently, it is very difficult to track elder abuse homicides in San Francisco. The Elder Justice committee has an updated death review protocol from the District Attorney’s office and is exploring new ways to implement an elder death review team with limited capacity and budgets. With an aging population, the Family Violence Council is aware of the need for increased focus on elder abuse and elder homicide.

Adult Probation

Child Abuse

Adult Probation’s Domestic Violence Unit supervises a caseload specific to child abuse perpetrators. As of the end of FY 2016, 25 probationers were in supervision on the child abuse-specific caseload, a decrease of 45 percent since FY 2015. This decrease reflects a change in which cases were counted in this case load. The FY 2015 numbers for child abuse also included other additional domestic violence cases. The numbers for this FY 2016 report include only child abuse cases on the child abuse caseload. Of these cases, 56 percent are misdemeanor cases and 44 percent are felony cases. Individuals in the child abuse caseload are directed to the Child Abuse Intervention Program (CAIP), a 52-week program certified by the Adult Probation Department and run by the Department of Public Health at the Community Justice Center, through the Violence Intervention Program.

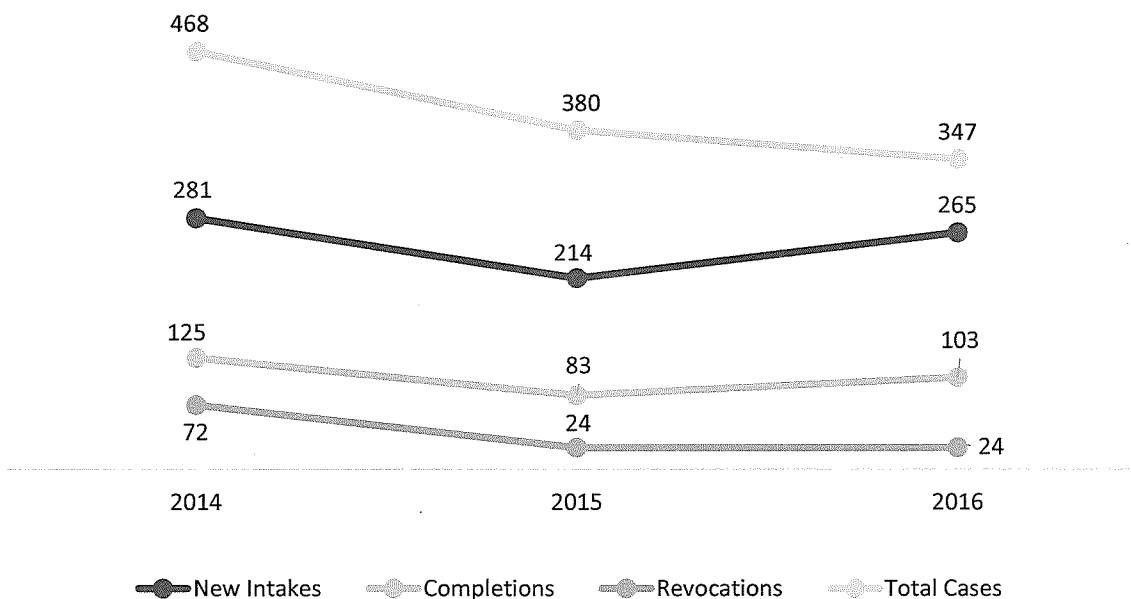
**Adult Probation
Probationers in the Endangered Child Caseload
FY 2014 - FY 2016**



Domestic Violence

The Adult Probation Department also supervises individuals convicted of domestic violence as they complete the requirements of probation. At the end of Fiscal Year 2016, the Adult Probation Department Domestic Violence Unit was supervising 347 individuals. New intakes have increased by 24 percent from Fiscal Year 2015, reflecting the increase in prosecutions for domestic violence in the past year.

**Adult Probation:
Domestic Violence Unit Statistics
FY 2014 - FY 2016**



At the end of FY 2016, the two Domestic Violence Units had a staff of ten, including nine Deputy Probation Officers and one Domestic Violence Court Officer, overseen by two Supervising Probation Officers. Probation Officers work directly with their clients to develop treatment and rehabilitation plans that are consistent with their criminogenic needs.

During the year, five Deputy Probation Officers assigned to non-specialized caseloads handled an average of 42 cases.

The following specialized caseloads have been developed for supervision needs that are client specific:

- ❖ 18–25-year-olds: average of 36 cases;
- ❖ Child Abuse: average of 33 cases;
- ❖ VAWA Grant (domestic violence offenders in the Bayview, Potrero Hills and Sunnysdale districts): cap of 40 cases.

When a person convicted of domestic violence is referred to the Adult Probation Department for supervision, they are referred to a 52-week Batterers’ Intervention Program, run by a community agency and certified by the Adult Probation Department. There were nine certified batterers’ intervention programs in San Francisco as of the end of FY 2016. The Department continues to utilize the Batterers’ Intervention Program Audit Team to review the programs at these organizations. If a probationer fails to attend the Batterers’ Intervention Program or commits a crime that violates their probation, a bench

warrant may be issued, and the Adult Probation Department begins a procedure to address the violation before the Court.

A recommendation for 2016 from last year's *Family Violence Report* was to offer a batterers' intervention program for monolingual Cantonese speakers and for persons with mental health problems. As of FY 2016 the Probation Department is aware of the need, but these specific programs are yet to be developed.

The Community Assessment and Services Center

The Community Assessment and Services Center (CASC) continues to provide services to Adult Probation Department clients. The CASC, a partnership between the Adult Probation Department and Leaders in Community Alternatives, Inc., is an innovative one-stop re-entry center that serves the comprehensive needs of clients under probation supervision. The CASC model aligns law enforcement and support services into an approach that is focused on accountability, responsibility, and opportunities for long-term change. It is designed to protect public safety, reduce victimization, maximize taxpayer dollars, and contribute to San Francisco's community vitality. The CASC offers a Batterers' Intervention Program. As of July 2016, the CASC opened its doors to any justice-involved resident of San Francisco, and is no longer limited to offering services only to clients on probation.

Recent Developments

The Department embarked on an overhaul of the way victim restitution is established and collected, to provide better accountability to victims and from offenders. In March 2016, the Adult Probation Department implemented a new Victim Restitution Unit consisting of three Probation Assistants. The goal of this unit is to reduce the number of "to be determined" restitution orders, increase the amount of restitution collected, streamline communication with criminal justice partners and identify additional opportunities to support victims' emotional and financial recovery.

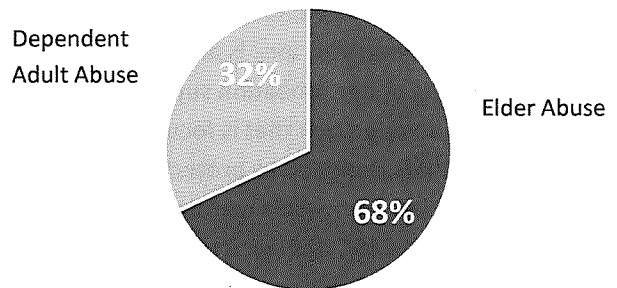
As of February 2016, an updated Safety Guide for victims of Domestic Violence and an updated restitution brochure was made available to the Adult Probation staff for distribution to domestic violence victims. The Safety Guide is available in English, Spanish, Tagalog, and traditional Chinese. The Safety Guide and restitution brochure can be found on the San Francisco Adult Probation website at www.sfgov.org/adultprobation.

Adult Protective Services

The Department of Aging and Adult Services, within the Human Services Agency, operates the Adult Protective Services (APS) program for the City and County of San Francisco. Adult Protective Services is a state mandated, county administered program that is charged with responding to reports of abuse, neglect, exploitation, and self-neglect of elders over the age of 65 and adults between the ages of 18 and 64 that have physical, mental, or cognitive disabilities.

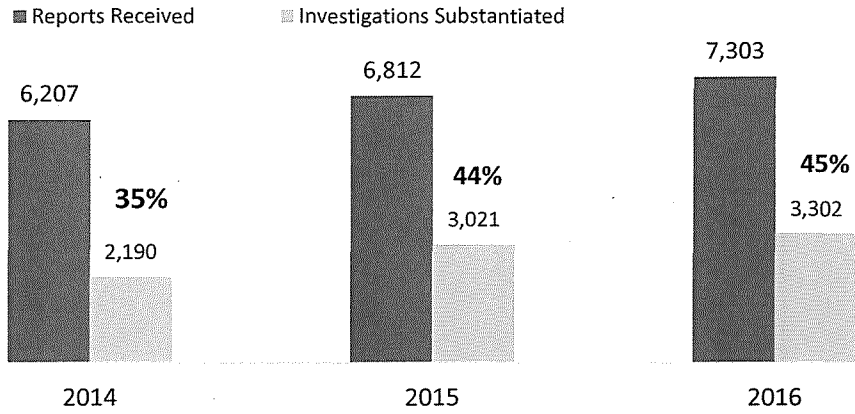
APS social workers in San Francisco may collaborate with local law enforcement, emergency medical services, and the District Attorney’s Office, as well as experts from the Elder Abuse Forensic Center, to effectively investigate and intervene in cases of elder and dependent adult abuse. APS social workers assist their clients to maintain the greatest level of independence possible while promoting their health, safety, and well-being.

**Adult Protective Services
Total Reports Received
FY 2016**



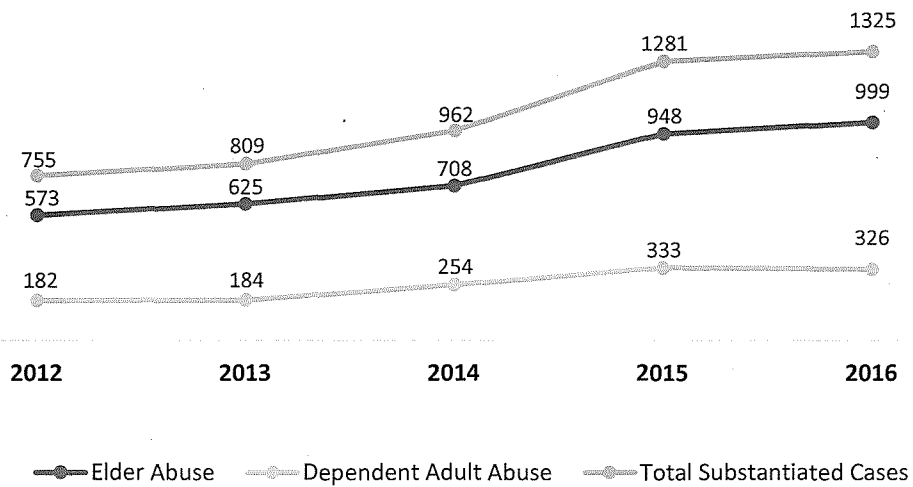
Continuing trends over the past five years, Adult Protective Services continues to receive and substantiate greater numbers of elder abuse and dependent adult abuse reports. This increase may be driven by recent developments within Adult Protective Services that have sought to improve on the consistency of investigation findings and create more comprehensive reporting procedures. This overall increase may also reflect increased outreach and education efforts, as well as a growth in the senior population as the Baby Boom generation ages. The most recent census data reveals that San Franciscans aged 65 and over make up 14.5 percent of the city’s population, which is higher than the California average of 12.9 percent.

**Adult Protective Services:
Total Referrals and Percent Substantiated (Including Self-Neglect)
FY 2014 - FY 2016**

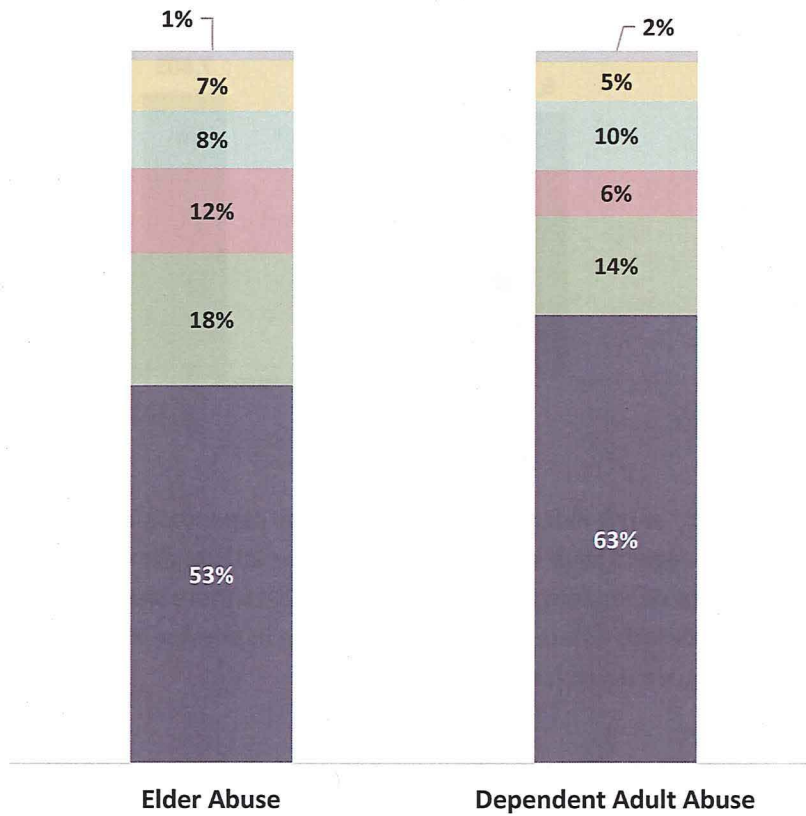


Self-neglect is a serious issue to at risk elder populations as well as dependent adults. Over the past four years confirmed cases of self-neglect have increased. In Fiscal Year 2016 there was an increase in physical abuse and isolation for dependent adults. In Fiscal Year 2016 there was a significant increase in psychological/mental abuse towards elders, as well as an increase in physical abuse and neglect. Reported financial abuse has gone down for elders.


**Adult Protective Services
Substantiated Reports of Abuse by Others: Unique Cases*
FY 2012 - FY 2016**



**Adult Protective Services
Substantiated Reports of Abuse Percent by Type
FY 2016**



- Other (Isolation, Abandonment, Sexual)
- Physical
- Psychological/ Mental
- Neglect
- Financial
- Self-Neglect



Between FY 2015 and FY 2016, substantiated cases of elder physical abuse increased by 21 percent



Substantiated cases of elder financial abuse declined by 16 percent between FY 2015 and FY 2016

Adult Protective Services
Substantiated Cases of Dependent Adult Abuse by Type of Abuse*
 FY 2014 - FY 2016

	FY 2014	FY 2015	FY 2016	%Δ FY 2015 to FY 2016
Self-Neglect	406	614	710	+16%
Psychological/Mental	131	163	157	-4%
Physical	69	97	110	+13%
Financial	69	79	72	-9%
Neglect	44	62	62	0%
Isolation	6	4	7	+42%
Sexual	13	17	7	-59%
Abandonment	4	1	3	N/A ²⁰
Abduction	0	1	0	N/A

Adult Protective Services
Substantiated Cases of Elder Abuse by Type of Abuse*
 FY 2014 - FY 2016

	FY 2014	FY 2015	FY 2016	%Δ FY 2015 to FY 2016
Self-Neglect	1,105	1,303	1,425	+9%
Psychological/Mental	332	463	495	+7%
Financial	288	381	321	-16%
Neglect	140	167	191	+14%
Physical	132	179	217	+21%
Isolation	13	17	19	+12%
Abandonment	10	12	13	+8%
Sexual	2	3	3	N/A
Abduction	0	2	0	N/A

*There may be multiple types of abuse in one case.

²⁰ Too small a sample to make meaningful comparison

Child Abuse Prevention and Support Services

As San Francisco’s Child Abuse Council, Safe & Sound (formerly San Francisco Child Abuse Prevention Center) collaborates with public and private partners creating a movement to end child abuse in San Francisco by educating the community, strengthening families, and facilitating citywide partnerships to enhance prevention and response to abuse. This enables Safe & Sound to identify gaps and improve the abuse response system, while at the same time providing on-the-ground support to children and families at risk for abuse. Safe & Sound is grateful to its partners – without whom Safe & Sound could not do its work – for their commitment to San Francisco’s children.

To create more effective and coordinated approaches, Safe & Sound has adopted the public health model to address underlying risk factors and strengthen protective factors focused on both an individual and a population-wide basis, across the entire spectrum of risk - from general risk to at-risk and in-risk populations. Along with its public and private partners, Safe & Sound is working across organizations and systems to build holistic and comprehensive primary, secondary and tertiary abuse prevention strategies to:

1. Protect the general population through education and support before issues arise;
2. Alleviate identified issues and prevent escalation in families who face circumstances such as poverty or social isolation, that place them “at risk” for abuse;
3. Respond in those situations where a child has experienced abuse and is currently “in risk.”

Educating the Community

As part of primary prevention efforts in FY 2016, Safe & Sound’s community training programs taught personal safety skills to 7,088 students in the San Francisco Unified School District and 226 parents, and trained 2,256 child-serving professionals to recognize, report, and respond to suspected abuse. Safe & Sound focused its education programming for children - using a data-driven approach - on elementary schools whose students are most at-risk for abuse. After Safe & Sound trainings, over 96 percent of teachers reported that their students had been given vital tools to keep themselves safe, and over 92 percent of child-serving professionals stated that they were more likely to report abuse.

During FY 2016, 364 providers and 389 parents received training on understanding, responding to, and reducing the impact of children’s exposure to violence.

Strengthening Families

Family Resource Centers

Since 2009, San Francisco has been home to the Family Resource Center Initiative, a system of Family Resource Centers funded by First 5 San Francisco; the Department of Children, Youth, and their Families; and the San Francisco Human Services Agency's Family and Children's Services division. Services for vulnerable families can be obtained through any one of 25 centralized access points in the family resource center system. Agencies and their subcontractors are funded to serve either a geographic neighborhood or a targeted population of families (e.g. homeless families and pregnant or parenting teens) as defined below:

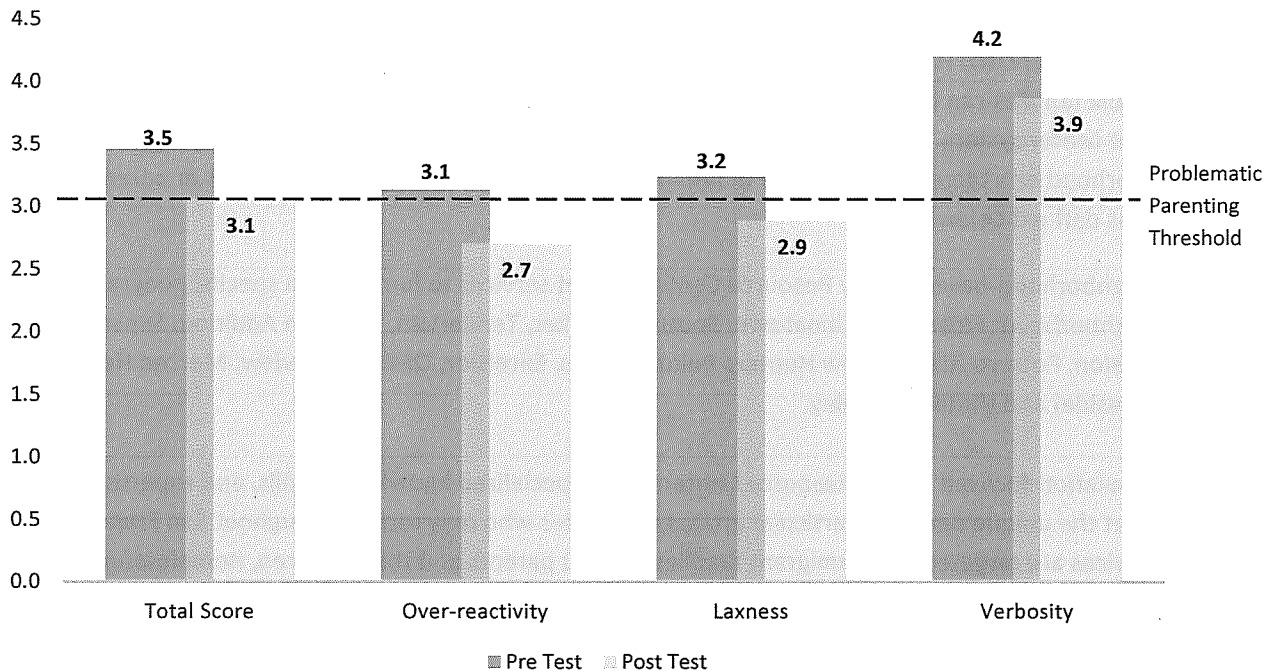
- Neighborhood-based Family Resource Centers target services to families in a specific geographic neighborhood: Richmond, Chinatown, South of Market, Tenderloin, Western Addition, Sunset, Mission, Potrero Hill, Bayview Hunters Point, Portola, Excelsior, OMI (Oceanview, Merced Heights, Ingleside) and Visitacion Valley.
- Population-focused Family Resource Centers offer specialized knowledge, skills, and expertise to meet the unique needs of particular groups of families who may reside throughout San Francisco. Services are targeted for: immigrant families, LGBTQ parents and their children, homeless/under housed families, families of children with special needs, pregnant and parenting teens, and families with young children exposed to violence.

The vision for wrap-around support for families is operationalized through a wide range of services grouped to achieve the relevant initiative outcomes:

- Service Cluster 1: Community Connections
- Service Cluster 2: Parent/Caregiver Capacity Building
- Service Cluster 3: Coordinated Family Supports

A core, essential service at Family Resource Centers is the Parenting Education Classes. This service provides a minimum of eight sequential learning sessions for a group of attending parents and caregivers. Minimum participation standards are set for families to graduate from the curriculum. Family Resource Centers are expected to provide an evidence-based, evidence-informed, and/or culturally appropriate promising practices curriculum in these series. Results for participants of the 2015-16 Parenting Classes are presented below.

**Family Resource Center Parenting Class Participants:
Decrease in Problematic Parenting Practices
FY 2016**



Overall parents and guardians participating in parenting classes were able on average to decrease their overall scores on problematic parenting practices to move below the threshold considered problematic.

As part of the network of Family Resource Centers throughout the city, Safe & Sound employs secondary prevention efforts by working to enhance a family’s strengths through individual and group parenting education, therapeutic childcare, including early interventions, counseling and mental health services, case management, and emergency needs support. In FY 2016, Safe & Sound provided direct services to 765 families. For the most at-risk families, Safe & Sound provides a high-engagement wraparound support program to increase the protective factors shown to reduce abuse risk - parental resilience, parenting knowledge, social connections, access to basic needs, and children’s social/emotional learning. By the end of FY 2016, over 69 percent of families enrolled in this intensive program for six months or more demonstrated improved protective factors.

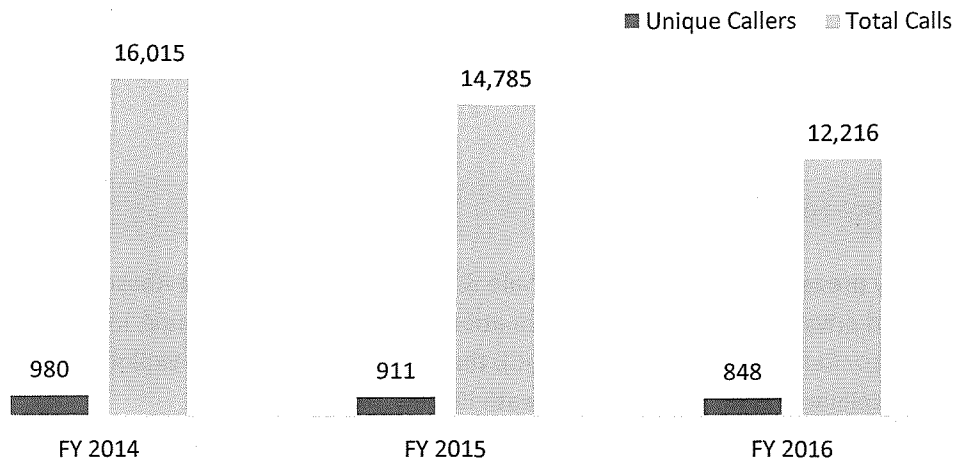
TALK Line

The TALK Line - a 24-hour support line to help parents and caregivers cope with the stress of parenting - received 12,216 calls in FY 2016. The number of calls to community lines from parents and caregivers experiencing stress is over two times the number of calls received by the Child Protective Services hotline.

The 17 percent decline in the volume of TALK Line calls from FY 2015 to FY 2016 reflects continued efforts to improve call tracking and remove duplicate counts; it may also indicate clients making fewer phone calls and preferring to seek support through other technologies including text, email, and other on-line tools.

These programs take place at Safe & Sound’s 1757 Waller Street Family Resource Center, which is supported through joint funding from Department of Children, Youth and their Families, Human Services Agency of San Francisco, and First 5 San Francisco.

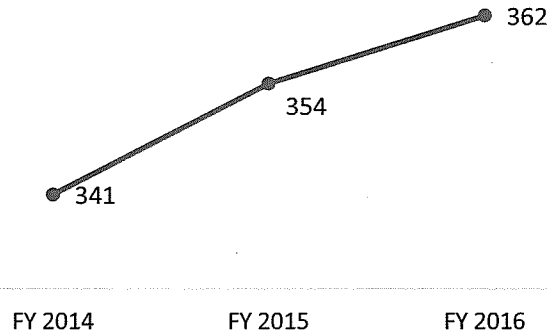
Total TALK Line Calls with Unique Callers
FY 2016



SafeStart

SafeStart is a citywide collaborative of Safe & Sound and three other Family Resource Centers (APA Family Support Services, Instituto Familiar de la Raza and OMI Family Resource Center), Family Court, and the San Francisco Police Department’s Special Victims Unit, to reduce the incidence and impact of exposure to community and domestic violence on children under age six through supportive and educational services for families, training and workshops for parents and providers, and citywide coordination. During FY 2016, 86 percent of families engaging in SafeStart services across the four Family Resource Centers showed improvement on Protective Factors.

Safe Start Families Served
FY 2014 - FY 2016

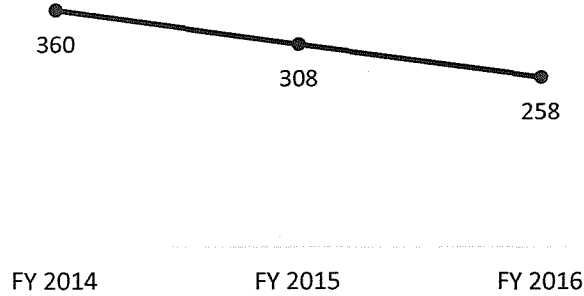


Multi-Disciplinary Teams

As part of tertiary prevention, a major focus of Safe & Sound, through its Child Abuse Council and along with its public and private partners, is the coordination of multidisciplinary teams, including the Children's Advocacy Center of San Francisco (CAC), the Commercially Sexually Exploited Children's (CSEC) Multi-Disciplinary Team, and the Child Death Review Team (CDRT).

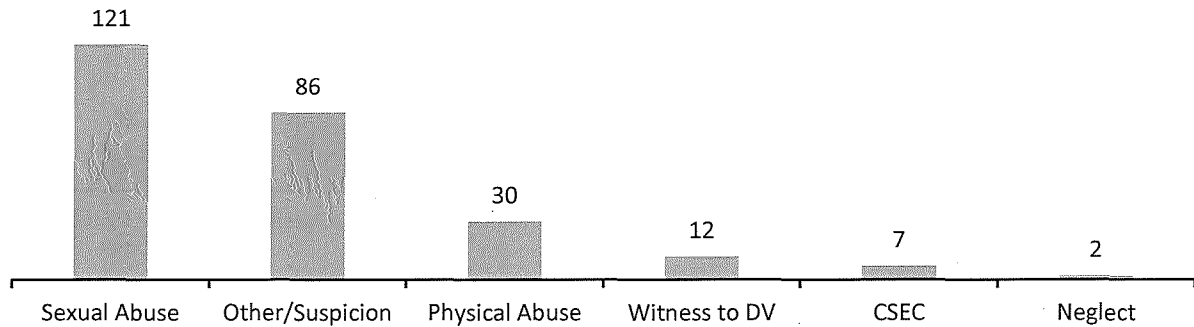
The Children's Advocacy Center of San Francisco is a public-private partnership between Safe & Sound and the City and County of San Francisco, specifically the Office of the City Attorney, Office of the District Attorney (Child Abuse and Sexual Assault Unit and Victim Services Division), Human Services Agency, Family and Children's Services Division, San Francisco Police Department, Special Victims Unit, Department of Public Health through the Child and Adolescent Support Advocacy and Resource Center (CASARC), Department of Public Health – Foster Care Mental Health, and University of California San Francisco. The Children's Advocacy Center builds upon this multidisciplinary team's decades of collaboration to respond to abuse. As lead agency of the Children's Advocacy Center, Safe & Sound, works with its partners to coordinate services and implement shared priorities that further the Children's Advocacy Center mission: to set children on a solid path to healing by providing trauma-informed, efficient, and child-focused interviews and supportive services.

**Children's Advocacy Center Participation
FY 2014 - FY 2016**



From July 2015 – June 2016, the Children’s Advocacy Center provided coordinated forensic interviews and related support to 258 children and their families.²¹ To assist in the facilitation of a single, collaborative team, the Children’s Advocacy Center partners came together to execute an unprecedented information-sharing agreement, setting the foundation for effective case coordination and system-response for abused children.

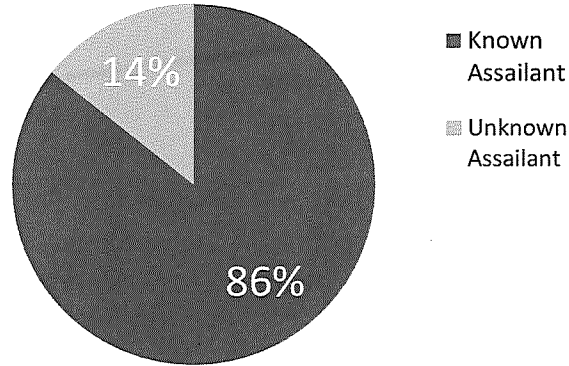
**Children's Advocacy Center:
Type of Abuse Based on Interview
FY 2016**



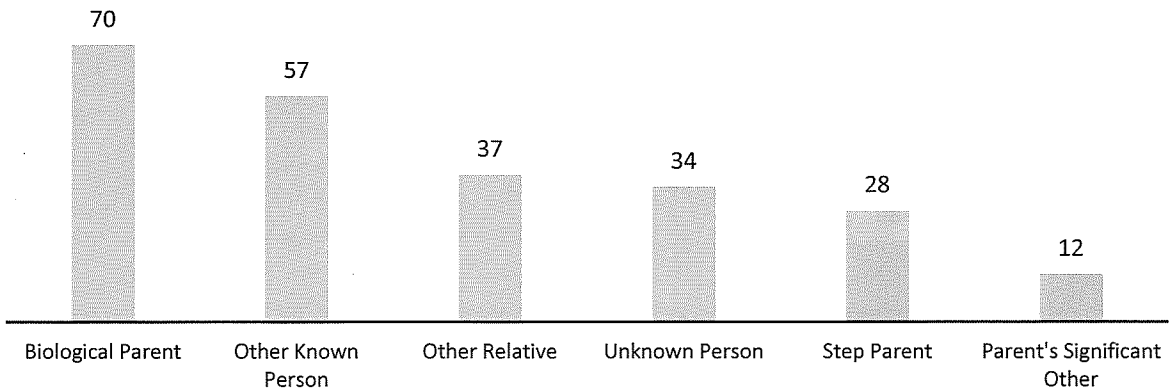
The total number of interviews decreased by 16 percent from FY 2015 to FY 2016. Since Family and Children’s Services has not experienced a similar decline in reports for physical or sexual abuse, this decline may be evidence of a need for improved referral mechanisms and protocols of various CAC partners to the Children’s Advocacy Center.

²¹ Due to the collaborative and multidisciplinary nature of the CAC, those served by the CAC are also counted by CAC partner agencies (Child Protective Services, Police Department, District Attorney, Victim Advocate, and Department of Public Health Mental Health).

**Children's Advocacy Center:
Children Referred Relation to Offender
FY 2016**



**Children's Advocacy Center
Relationship of Alleged Offender to Child Interviewed
FY 2016**



Safe & Sound also participated in Human Services Agency, Family and Children’s Services Commercial Sexual Exploitation of Children Steering Committee and launched M.O.V.E. (Monthly Oversight for Victims of Exploitation). M.O.V.E. is a dedicated, multi-disciplinary team responsible for coordination of services, implementation of the City’s Commercially Sexually Exploited Children protocol, and improving the community’s response to exploited youth.

The Child Death Review Team, co-chaired by the Department of Public Health and Safe & Sound, facilitates a comprehensive and multidisciplinary review of all unexpected child deaths reported to the San Francisco Medical Examiner’s Office. This coordinated review helps to prevent future deaths and improve the health and safety of San Francisco’s children, including identification of risk for child abuse.

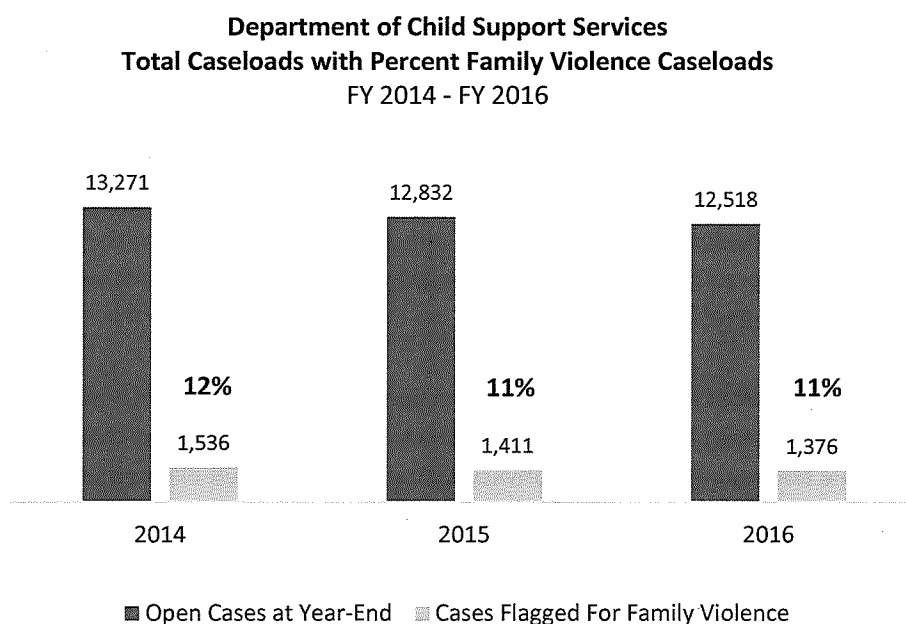
The Child Death Review Team is still working with the Medical Examiner's Office to establish a Child Death Review protocol for San Francisco. The Child Death Review Team has completed a confidentiality agreement and is finalizing a charter to serve as a structural platform for future collaboration among the Team members. The *2015 Family Violence Council Report* recommended the establishment of standards for cases that should be reviewed, a reporting protocol, and a cross-county collaboration protocol, including outlining team objectives, roles, and responsibilities.

Milestones

- ❖ First 5 San Francisco, the Department of Children, Youth and Families, and the Human Services Agency's Family and Children's Services division jointly awarded \$37.8 million over the next three years (2017-2020) to 25 Family Resource Centers located throughout San Francisco. All Family Resource Centers directly contribute to San Francisco's child abuse prevention efforts through a framework of Essential Services which are designed to build families' community and social supports; increase positive parenting practices and parental knowledge of child development; and strengthen family stability.
- ❖ Working across agencies, Safe & Sound partners developed an information-sharing agreement that improves multidisciplinary team collaboration on child abuse cases while also maintaining client privacy rights. The agreement allowed Safe & Sound and Children's Advocacy Center partner agencies to build a shared database that will be piloted and launched in 2017-18.
- ❖ In collaboration, Safe & Sound formed a dedicated multidisciplinary team responsible for coordination of services, implementation of the City's Commercially Sexually Exploited Child protocol, and improving the community's response to exploited youth.
- ❖ Through a variety of partnerships with community organizations, Safe & Sound has worked to contextualize utilization of protective factors to highly vulnerable populations, including parents who are undocumented and are 'Transitional Age Youth', to enhance family-strengths and protect children.
- ❖ Safe & Sound is developing new models to ensure parent education and skill-building work synergistically to build protective factors in families.

Child Support Services

The San Francisco Department of Child Support Services (DCSS) works with parents and legal guardians to ensure that families receive the court-ordered financial and medical support they need to raise their children. DCSS helps children and their families by locating absent parents, establishing paternity, and requesting and enforcing child support orders. During FY 2016, DCSS provided case management services for 12,518 child support cases.



Family Violence Initiative

In cases where domestic violence or family violence has occurred, enforcing child support obligations can elevate risk for survivors of abuse and their children. Therefore, DCSS developed the Family Violence Indicator in 2011 to flag cases in which the enforcement of support obligations may be dangerous.²² Since FY 2011, there has been a consistent 11- 12 percent caseload of cases flagged with a Family Violence Indicator.²³

²² When a case participant (noncustodial or custodial party) claims family violence, the case manager marks the case with a Family Violence Indicator in the Child Support Services database. This automatically updates the information in the records for any dependent children in that family as well as the case participant.

²³ Family Violence Indicator counts listed are unique case counts, not participant counts. The count of individual participants with Family Violence Indicators is greater than the count of cases with Family Violence Indicators. For example, if a case participant with one dependent child makes a claim of family violence, the Family Violence

For these cases, DCSS has not received any new reports of family violence towards the custodial parents or children on existing cases. San Francisco's overall performance for child support payment compliance is 75 percent, and the cases managed under the Family Violence Initiative perform comparably. Further efforts by DCSS to increase participation and compliance for cases with family violence history are ongoing.

Cross Department Collaboration

DCSS works closely with the Adult Probation Department on cases in which noncustodial parents are on probation or incarcerated for domestic violence. This collaboration allows both departments to work with noncustodial parents to ensure that they meet their support obligations and remain in compliance with their probation terms.

DCSS collaborates with San Francisco Victim Services Division to provide enhanced, as needed, child support services to those in Victim Services. DCSS individually handles those cases, providing specialized attention and enhanced customer service through timely administration of child support services.

In FY 2015, Mayor Lee introduced a collective impact initiative called Project 500, which will bring intensive resources, wrap-around services and case management across City departments for at least 500 of the most at-risk families. The project will give them meaningful pathways up and out of poverty and disrupt intergenerational transfer. Staff from across several departments participate in Project 500, including the Human Services Agency, Department of Public Health, Department of Child Support Services and Office of Early Care and Education.

DCSS supports residents of HOPE SF by providing child support services to families that are referred by this program. HOPE SF is a partnership with the Mayor's Office on Housing to rebuild select public housing sites, increase affordable housing and ownership opportunities, and improve the quality of life for existing residents and the neighboring communities. HOPE SF provides service connectors to focus on the needs of individual households, linking them with appropriate services and tracking their program

Indicator would be marked at both the case and participant levels, for a Family Violence Indicator case count of one and a Family Violence Indicator participant count of two.

District Attorney

The District Attorney's Office has three units to oversee the prosecution of family violence crimes: the Domestic Violence Unit; the Special Prosecutions Unit, for elder financial abuse cases; and the Child Abuse & Sexual Assault (CASA) Unit. In Spring 2015, as part of an effort to improve efficiency and maximize resources throughout the District Attorney's Office, the Child Abuse and Sexual Assault Units were merged into one unit. This consolidated, vertical prosecution model has increased the expertise within the unit to more effectively prosecute these similarly complex cases involving vulnerable victims.

All data included in this report is generated from the District Attorney's case management system, DAMION, and covers the period of Fiscal Year 2014 through Fiscal Year 2016.²⁴ Only data that is reliably available in DAMION, the Office's system of record, is provided. This includes incident filing statistics, prosecution statistics, and trial conviction statistics for the Domestic Violence and CASA Units, for both misdemeanors and felonies. Non-trial outcomes, such as pleas, which represent the vast majority of dispositions, are not reliably available from the Court and are not provided. The District Attorney's Office is developing data entry procedures in DAMION to fill this void.

The District Attorney's office is committed to continuing to refine and enhance their collection of family violence data to include non-trial conviction data and rates, as well as Special Prosecutions Unit financial elder abuse data.

Child Abuse & Sexual Assault Unit

The District Attorney's Child Abuse & Sexual Assault (CASA) Unit reviews all child abuse incidents and prosecutes felony cases of physical or sexual assault against children, child endangerment, human trafficking of children, and cases involving child pornography.²⁵ In conjunction with San Francisco General Hospital, Family and Children's Services, and the Police Department, the CASA Unit participates in multi-disciplinary interviews at the Children's Advocacy Center. These interviews provide a coordinated forensic investigation and response to children abused or children exposed to violence in San Francisco.

²⁴ In July 2013, the District Attorney implemented a major expansion of its case management system, significantly improving the quality of family violence data maintained by the office. Previously, data for this report was collected using paper based systems, an unreliable system precluding accurate comparisons across time periods.

²⁵ The CASA Unit also handles sexual assault cases against adults, but those cases are not included in this report.

In Fiscal Year 2016:

- ❖ Child abuse incidents received increased 17 percent.
- ❖ The filing rate for child abuse cases increased from 46 percent in FY 2015 to 58 percent in FY 2016.
- ❖ The volume of cases prosecuted by the Child Abuse & Sexual Assault Unit has increased three years in a row, driven by increases in prosecutions for child sexual abuse and child pornography.
- ❖ While three child abuse cases resulted in trial in FY 2015, with two resolving with guilty verdicts, no child abuse trials resolved in FY 2016

**District Attorney Child Abuse and Sexual Assault Unit
Child Abuse Incident Filing Statistics
FY 2014 - FY 2016**

By Incident Number/ By Arrest Year	FY 2014	FY 2015	FY 2016	3 Year Average	%Δ FY 2015 to FY 2016
Incidents Received	117	123	144	128	+17%
Incidents Filed	66	57	84	69	+47%
Filing Rate	56%	46%	58%	54%	+12%
Incidents Referred for Probation/ Mandatory Supervision/ Parole Violation (Other Action)	5	5	0	3	-100%
Total Prosecutions (Filing and Other Action)	71	62	84	72	+35%
Total Prosecution Rate	61%	50%	58%	56%	+8%

District Attorney Child Abuse and Sexual Assault Unit
Child Abuse Prosecutions by Crime Type
 FY 2014 – FY 2016

By Court Number/ By Arrest Year	FY 2014	FY 2015	FY 2016	3 Year Average	%Δ FY 2015 to FY 2016
Physical Abuse	17	5	7	10	+40%
Sexual Abuse	8	9	27	15	+200%
Human Trafficking	0	1	3	1	N/A
Child Pornography	6	18	18	14	0%
Other	7	8	6	7	-25%
Total	38	41	61	47	49%

Despite the FBI's identification of the San Francisco Bay Area as a hub of child sex trafficking, very few such cases are presented to the District Attorney's Office for prosecution.

District Attorney Child Abuse and Sexual Assault Unit
Child Abuse Trials: Resolved Cases Prosecutions by Crime Type²⁶
 FY 2015 – FY 2016

By Court Number/ By Trial Start Year	FY 2015	FY 2016
Child Physical Abuse	1	0
Child Sexual Abuse	0	0
Human Trafficking	1	0
Child Pornography	0	0
Other	1	0
Total	3	0
Convictions	2	0
Trial Conviction Rate	67%	N/A

²⁶ The District Attorney's Office commenced DAMION-based trial tracking in January 2014. Resolved Case statistics include data for all trials that concluded after the jury was sworn (Guilty, Not Guilty, Plea, Dismissal). Mistrials, which are still pending matters, are not included. The District Attorney's office is not reporting on non-trial case outcomes, which include plea bargains and which represent the vast majority of dispositions. These are not reliably available from the Court at this time. San Francisco District Attorney is developing a mechanism to fill this void.

Domestic Violence Unit (including Domestic Violence, Stalking, and Elder Physical Abuse)

The District Attorney's Domestic Violence Unit prosecutes felony and misdemeanor domestic violence, stalking, and elder or dependent adult physical abuse cases. The Domestic Violence Unit started managing elder and dependent adult physical abuse cases in FY 2014. The Special Prosecutions Unit prosecutes elder or dependent adult financial abuse cases.

- ❖ In FY 2016, there was a 5 percent increase in the volume of incidents presented to the Domestic Violence Unit from the prior year.
- ❖ The overall prosecution rate for incidents presented to the Domestic Violence Unit (including both new filings and referrals for supervision violations) was 36 percent in FY 2016. This is slightly lower than FY 2015 (38 percent), and slightly higher than FY 2014 (35 percent).
- ❖ Overall, the Domestic Violence Unit prosecuted more cases in FY 2016 than in FY 2015, with increases in the volume of domestic violence and elder abuse cases.
- ❖ The Unit prosecuted the same number of stalking cases in FY 2016 and FY 2015.
- ❖ In FY 2016, four fewer trials resolved in the Unit than in the previous year. The trial conviction rate remained robust and even increased: 83 percent in FY 2016 as compared to 80 percent in FY 2015.

**District Attorney Domestic Violence Unit:
Incident Filing Statistics (including Domestic Violence, Stalking, and Elder Physical Abuse)
FY 2014 – FY 2016**

By Incident Number/ By Arrest Year	FY 2014	FY 2015	FY 2016	3 Year Average	%Δ FY 2015 to FY 2016
Incidents Received	1,542	1,727	1,820	1,696	+5%
Incidents Filed	420	585	545	517	-7%
Filing Rate	27%	34%	30%	30%	-4%
Incidents Referred for Probation/ Mandatory Supervision/ Parole Violation (Other Action)	123	77	108	103	+40%
Total Prosecutions (Filing & Other Action)	543	662	653	619	-1%
Total Prosecution Rate	35%	38%	36%	36%	-2%

**District Attorney Domestic Violence Unit:
Domestic Violence, Stalking, and Elder Physical Abuse Prosecutions by Crime Type***
FY 2014 – FY 2016

By Court Number/ By Arrest Year	FY 2014	FY 2015	FY 2016	3 Year Average	%Δ FY 2015 to FY 2016
Domestic Violence	275	414	421	370	2%
Stalking	9	17	17	14	0%
Elder Physical Abuse	52	37	44	44	19%
Total	336	468	482	429	3%

*Some cases reviewed by the DV unit get sent to other units after they are filed. This is why the number of prosecutions in the charts above differ

**District Attorney Domestic Violence Unit
Domestic Violence, Stalking, and Elder Physical Abuse Trials: Resolved Cases**
FY 2015 – FY 2016

By Court Number/ By Trial Start Year	FY 2015	FY 2016
Domestic Violence	19	15
Stalking	1	1
Elder Physical Abuse	0	2
Total	20	18
Convictions	16	15
Trial Conviction Rate	80%	83%

Victim Services Division

The District Attorney's Victim Services Division provides comprehensive advocacy and support to victims and witnesses of crime. Trained advocates help these individuals navigate the criminal justice system by assisting with crisis intervention, Victim Compensation Program claims, court escort, case status, transportation, resources, referrals, and more.

Child abuse clients include individuals who have experienced either physical abuse or sexual assault as a child. Domestic violence clients include individuals who have experienced domestic violence, including childhood exposure to domestic violence, or stalking. Elder abuse clients include cases of dependent adult abuse and financial crimes.

In 2016, Victim Services welcomed two emotional support dogs to the team: Pink and Red. The protocol for including the support dogs in the forensic interview process at the Children's Advocacy Center is being finalized.



**District Attorney Victim Services Division
Family Violence Statistics
FY 2013 – FY 2016**

	FY 2013	FY 2014	FY 2015	FY 2016	%Δ since 2015
Domestic Violence	990	1,136	1,179	1,098	-7%
Child Witness Domestic Violence	139	170	240	107	-55%
Child Abuse	270	289	316	269	-15%
Elder Abuse	205	258	205	296	+44%
Total	1,604	1,853	1,940	1,770	-9%

**District Attorney Victim Services Division
Family Violence Statistics by Gender
FY 2016**

Gender	Sexual Child Abuse	Physical Child Abuse	Domestic Violence²⁷	Elder Abuse²⁸	Total
Female	183	26	884	169	1,262
Male	44	14	165	140	363
Transgender	0	0	0	0	0
Unknown	0	0	2	5	7

**District Attorney Victim Services Division:
Family Violence Statistics by Race/Ethnicity
FY 2016**

Race	Child Abuse	Domestic Violence	Elder Abuse	Total
Latinx	105	288	31	424
African American	42	305	42	389
White	34	275	19	328
Asian	36	120	102	258
Other	1	15	5	21
Cambodian	0	6	2	8
Filipino	0	2	2	4
Indian- South Asian	0	3	0	3
Native American	0	3	0	3
Multi-racial	0	3	0	3
Unknown	9	30	10	49
Total	227	1050	213	1490

²⁷ Domestic Violence does not include child victims witnessing Domestic Violence and/or living in the household.

²⁸ Elder Abuse includes all abuses towards peoples over the age of 65. Includes more than family violence.

Domestic Violence Consortium

The San Francisco Domestic Violence Consortium is comprised of 17 member-agencies and scores of allied organizations, City departments and individuals, all of whom are dedicated to ending domestic violence in San Francisco and beyond. The Domestic Violence Consortium's members' services include shelter, crisis lines, counseling, training, legal services and intervention classes.

The organization works to end domestic violence by amplifying the voices of advocates, community-based attorneys, and survivors to have a positive effect on the allocation of resources, public policy and systems change.

The Domestic Violence Consortium's efforts are enhanced and accomplished by some of the following activities:

- ❖ Monthly convening of the domestic violence advocacy community;
- ❖ Ongoing Court Watches on domestic violence homicides and other cases requiring a community presence, including trials;
- ❖ Helping to organize service providers to speak with a united voice at City Hall;
- ❖ Participating in the Language Access Working Group with the San Francisco Police Department, Office of Citizen Complaints and Community Based Organizations;
- ❖ Partnering with the San Francisco Adult Probation Department to assist with auditing Batterer Intervention Programs (BIPs);
- ❖ Working with local media to help understand the complexities of domestic violence.

The highlights of the Domestic Violence Consortium's work in 2016 include:

- ❖ Working to amplify the voices of immigrant survivors of domestic violence and supporting Mayor Lee's efforts to maintain San Francisco's Sanctuary City status;
- ❖ Collaborating with San Francisco Police Department to implement its first Officer Involved Domestic Violence Policy;
- ❖ Working with San Francisco Police Department regarding best practices for collecting, storing and sharing evidence in Domestic Violence cases when body worn cameras are utilized;
- ❖ Continuing to be a robust presence with our Court Watch program;
- ❖ Helping to secure a 10 percent City funding increase for the Violence Against Women service providers;
- ❖ Raising awareness during October with events at City Hall with City leaders and a candidates' forum for those seeking election to the San Francisco Board of Supervisors' open seats.

The San Francisco Domestic Violence Consortium is honored to serve as a tri-chair and one of the founding members of the San Francisco Family Violence Council.

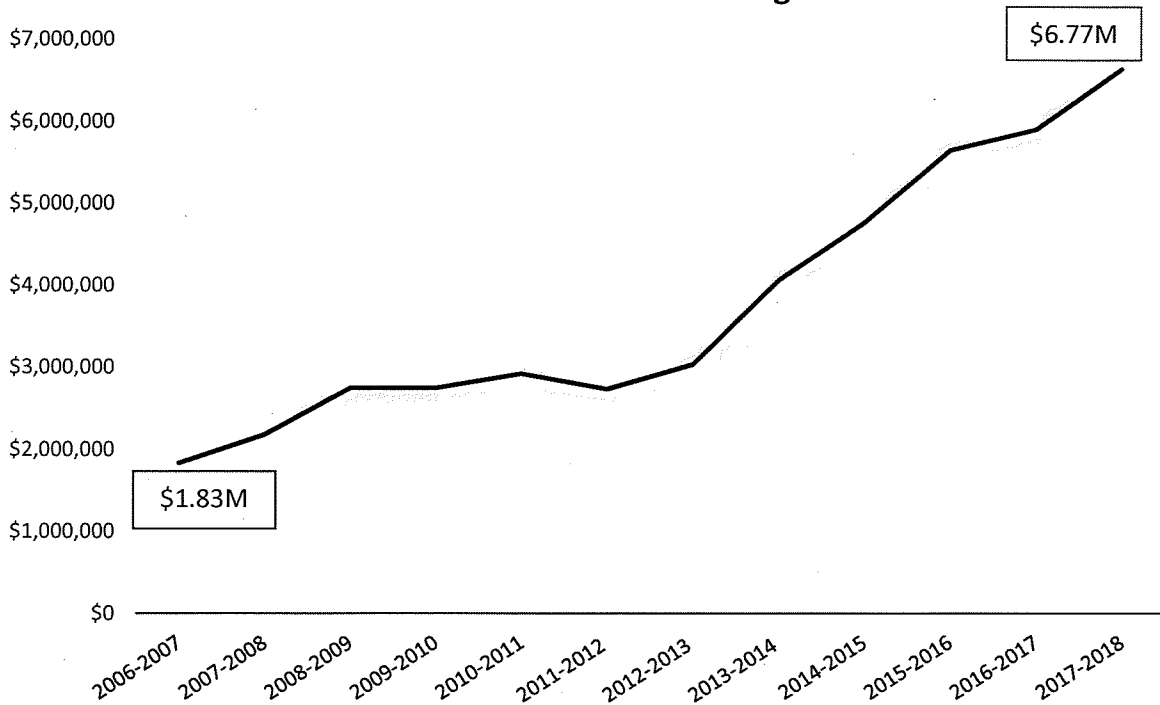
Domestic Violence Prevention and Support Services

Violence Against Women Grants

Survivors of domestic violence often need significant support and resources to heal and rebuild a safer, healthier life. Leaving an abusive relationship can be one of the most dangerous times, and San Francisco’s network of supportive services play a key role in helping protect these victims. Survivors, friends, and neighbors were twice as likely to call community crisis hotlines than 911 in FY 2016. Through the Violence Against Women Prevention and Intervention (VAW) Grants Program, the Department on the Status of Women (DOSW) distributes City funding to community agencies and collects statistics regarding the services provided.²⁹ Over the past 11 years, the City has increased Violence Against Women funding 262 percent, from 1.83 million to 6.77 million.

Ten Year Historical Total Budget for the Violence Against Women (VAW) Grants Program

**Department on the Status of Women
Violence Against Women (VAW) Grants Program
10-Year Historical Total Budget**



²⁹ Several other City departments, including the Department of Children, Youth, and their Families, the Mayor’s Office of Housing and Community Development, and the Human Services Agency, also support certain services provided by San Francisco’s domestic violence programs. The numbers reported here only reflect the agencies funded in part by the Department on the Status of Women.

In FY 2016, San Francisco increased funding for the Violence Against Women Grants Program by 22 percent from the prior year. The Department on the Status of Women funded 27 agencies and 38 programs in FY 2016, an increase from 24 agencies and 33 programs funded in FY 2015. These community programs provide advocacy, case management, counseling, crisis intervention, education, and legal assistance, among other services. They provided a combined total of 29,424 hours of supportive services to an estimated 21,211 victims of intimate partner violence.³⁰ The same client may receive services from more than one agency, so these are not unduplicated counts.



**Violence Against Women Grants Program
Service Hours and Clients
FY 2015 – FY 2016**

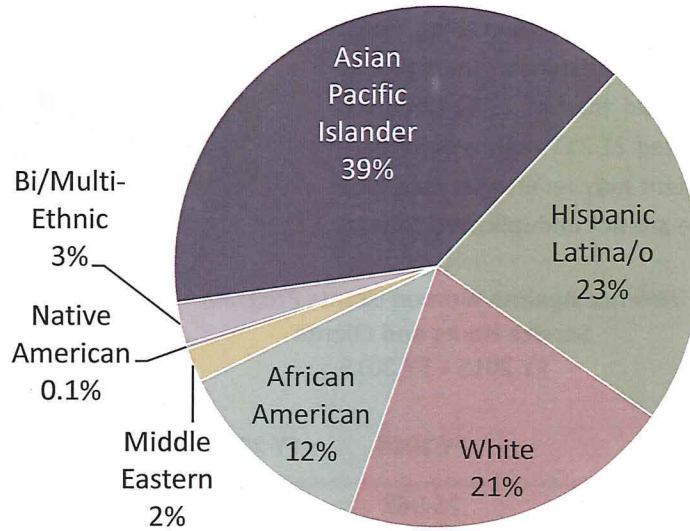
	FY 2014	FY 2015	FY 2016
Hours of Supportive Services	25,967	31,297	29,424
Total Clients Served	13,944	24,418	21,211

**Ethnicity and Gender of Clients Served with Violence Against Women Grants
FY 2016**

Ethnicity	Female	Male	Trans	Total
Asian Pacific Islander	2,915	1,253	21	4,189
Latinx	2,111	141	190	2,442
White	2,050	116	53	2,219
African American	1,211	83	37	1,331
Middle Eastern	212	11	1	224
Bi/Multi-Ethnic	208	34	36	278
Native American	25	4	2	31
Unknown or Other	8,245	151	41	8,437
No information available				2,060
Total	16,977	1,793	381	21,211

³⁰ This figure solely includes Violence Against Women Grant funded services.

Individuals Served By Ethnicity When Known (n = 10,714)



Core services

The following data represent statistics from eight Violence Against Women Grants partner agencies that provide three core services: emergency shelter, transitional or permanent supportive housing, a crisis line, or a combination of these services. The data presented represent services that reach adults and children who are survivors of violence. All agencies do not track data in the same manner. For example, some shelters track individuals served or turned-away by families, while others count women and children individually. Supportive services include direct services such as counseling, case management, legal and medical advocacy, and employment assistance, as well as prevention activities and training for providers, volunteers, and residents. Data for agencies providing these three core services represent the totality of program services provided by these eight partner agencies, rather than just services funded through Violence against Women Grants.

The agencies represented include:

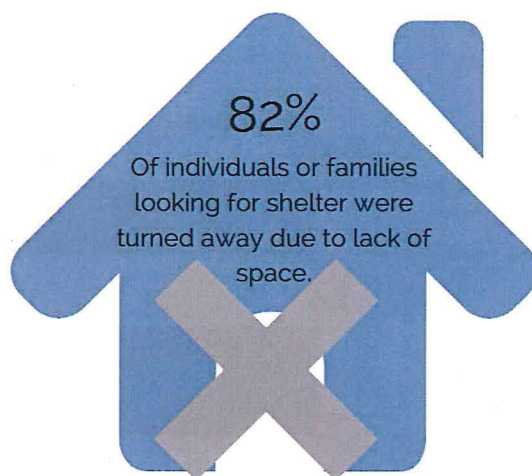
	Crisis line	Emergency shelter	Transitional / Permanent housing
Asian Women’s Shelter	✓	✓	
Gum Moon Women’s Residence			✓
Riley Center, Saint Vincent De Paul Society	✓	✓	✓
Dream House, Jewish Children and Family Services			✓
La Casa de las Madres	✓	✓	
Mary Elizabeth Inn			✓
San Francisco Women Against Rape (SFWAR)	✓		
WOMAN, Inc.	✓		

Emergency Shelter

Emergency shelter statistics were gathered from Asian Women’s Shelter, Riley Center, and La Casa de las Madres. These shelters provided 17,786 bed nights and supportive services to 459 women and children, including transgender survivors. The turn-away rate for emergency shelter has remained a constant 82 – 83 percent over the past three years.

Emergency Shelter FY 2014 - FY 2016

	FY 2014	FY 2015	FY 2016
Shelter Bed Nights	19,145	16,544	17,786
Individuals Served	540	449	459
Turn-aways	2,602	2,118	2,137
Turn-away Rate	83%	83%	82%

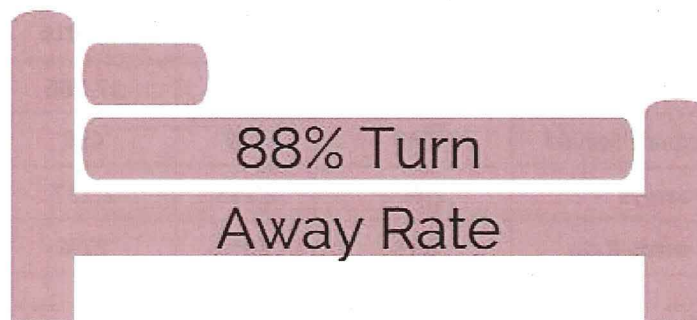


Transitional and Permanent Housing

The VAW Grants Program also partners with three transitional housing programs and one permanent supportive housing program. Statistics were gathered from Gum Moon Women’s Residence, Dream House, Riley Center, and the Mary Elizabeth Inn. In FY 2016, these four agencies provided a total of 19,148 bed nights and delivered support services to 95 women and children. There were 710 individuals turned away from these supportive housing programs due to a lack of space

Transitional and Permanent Housing
FY 2014 - FY 2016

	FY 2014	FY 2015	FY 2016
Housing Bed Nights	17,925	15,809	19,148
Individuals Served	278	96	95
Turn-aways	170	477	710
Turn-away rate	38%	83%	88%



Crisis Lines

Crisis line statistics were gathered from WOMAN, Inc., San Francisco Women Against Rape, La Casa de las Madres, Riley Center, and Asian Women’s Shelter. In FY 2016, these five agencies received a total of 18,205 crisis calls, demonstrating the crucial need for this simple and confidential way for victims of violence to reach out for help. WOMAN, Inc. had the highest call volume at 8,500 calls in Fiscal Year 2016. Even with the tremendous volume of calls, it is important to recognize that victims of abuse may use other access points for services not specific to domestic violence, and that some victims may never access any services at all.

Crisis Lines
FY 2014 - FY 2016

	FY 2014	FY 2015	FY 2016
Crisis Line Calls	23,796	21,386	18,205

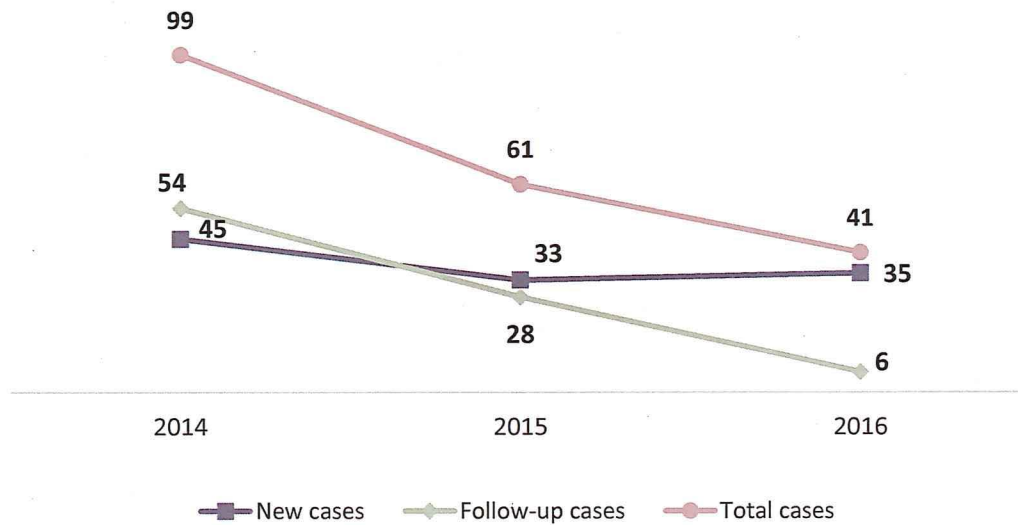


Elder Abuse Prevention and Support Services

The San Francisco Elder Abuse Forensic Center (SFEAFC) is a public-private partnership between the non-profit Institute on Aging's Elder Abuse Prevention (EAP) Program and the following City and County of San Francisco Agencies: Department of Aging and Adult Services (Adult Protective Services and the Public Guardian), District Attorney's Office, City Attorney's Office, and the San Francisco Police Department. The mission of the San Francisco Elder Abuse Forensic Center is to prevent and combat the abuse, neglect, and exploitation of elders and dependent adults in San Francisco through improved collaboration and a coordination of professionals within the elder abuse network.

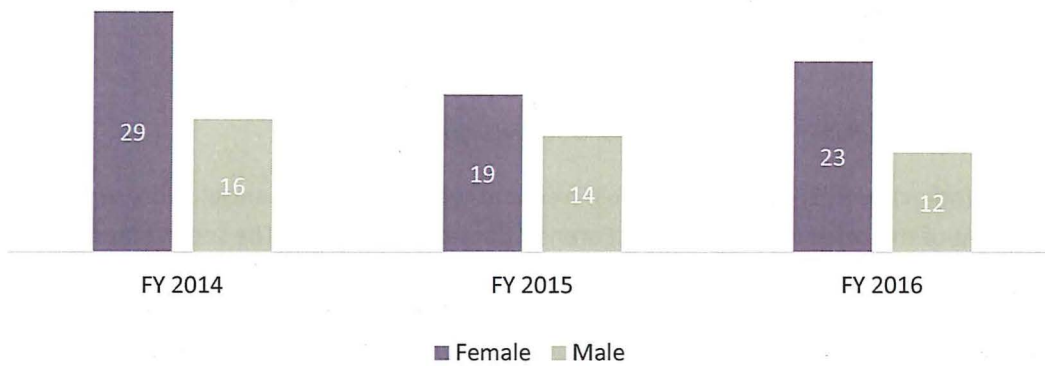
The data from the San Francisco Elder Abuse Forensic Center represents a subset of Adult Protective Services cases. A formal referral process is utilized based upon the relative complexity of each case and/or the need for specialized consultation. The Director of the Institute on Aging's Elder Abuse Prevention Program is one of the San Francisco Family Violence Council tri-chairs and staff from the Institute on Aging co-chair its Elder Justice Subcommittee. In FY 2016, there were 34 new cases involving 35 people, plus six follow-up cases, presented at the SFEAFC during 22 meetings.

**Elder Abuse Forensic Center
Case Statistics
FY 2014 - FY 2016**

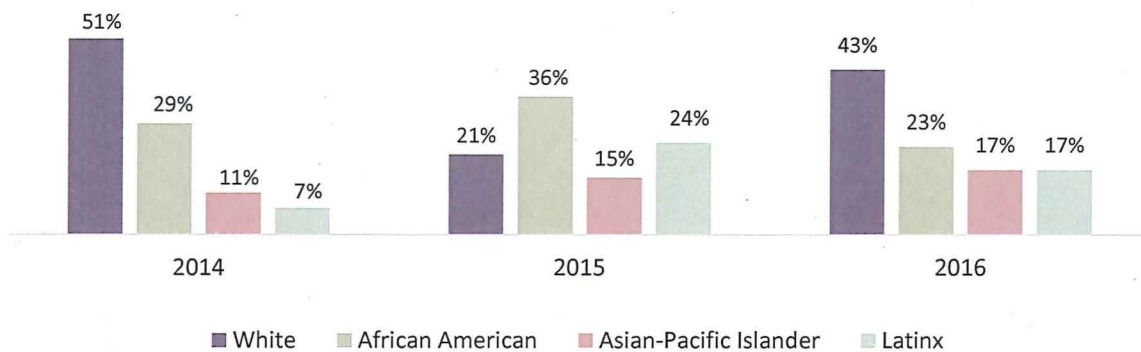


Demographic data on gender, age, race/ethnicity and zip code were identified in addition to categories of types of abuse. The average age of elder abuse victims was 81 and the median age was 82, an age increase from an average of 76 and median of 78 in FY 2015. The gender distribution indicated that 66 percent of victims were female and 34 percent were male.³¹ Caucasian (43 percent) and African Americans (23 percent) present the highest rates of abuse within the case population.

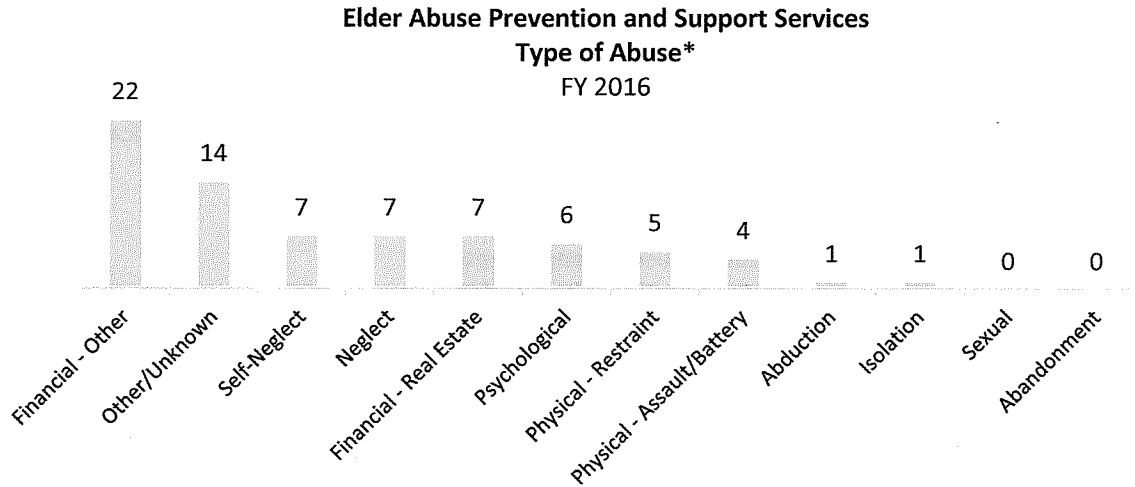
**Elder Abuse Forensic Center
Case Statistics by Gender
FY 2014 - FY 2016**



**Elder Abuse Forensic Center:
Case Statistics by Race/Ethnicity
FY 2014 - FY 2016**



³¹ One case in FY 2016 was a couple: male/female



*These numbers represent multiple forms of abuse and not individual cases.

Financial abuse (other), with 22 cases, is the most frequent type of abuse. Financial abuse was found within 62 percent of the cases the Elder Abuse Forensic Center investigated. The second most represented type is self-neglect and neglect at 7 cases each. It should be noted that multiple types of abuse are often found within a given case, so the numbers in the chart for types of abuse represent each instance of abuse and not number of victims. The cases reviewed were fairly evenly distributed throughout San Francisco, except for a slightly higher cluster occurring in the neighborhoods of Excelsior/Ingleside/Ocean View (94112), Park Merced (94132), and Nob Hill/Russian Hill (94109).

In addition to the SFEAFC, the Institute on Aging’s Elder Abuse Program conducts trainings on elder abuse to professionals and the public in the Bay Area, spearheads the San Francisco Veterans Benefits Protection Project, provides case and media consultation on elder abuse issues for other counties, presents at national conferences, and engages in state and federal legislative advocacy through partnerships and coalition.

Elder Abuse Forensic Center
New Cases: Statistics by Elder Abuse Category
 FY 2014 - FY 2016

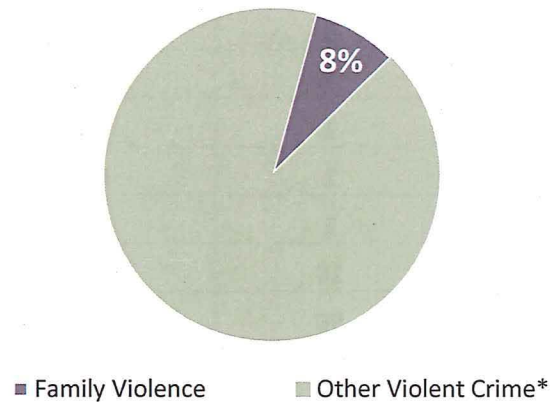
	FY 2014	FY 2015	FY 2016
Financial - Other	26	17	22
Self-Neglect	16	10	7
Neglect	12	7	7
Psychological	10	8	6
Physical - Assault/Battery	6	3	4
Financial - Real Estate	3	1	7
Isolation	3	3	1
Sexual	1	1	0
Abandonment	1	1	0
Abduction	1	0	1
Physical - Restraint	1	1	5
Other/Unknown	16	7	14
Total	96	59	74³²

³² Many cases have multiple forms of abuse. Numbers reflect counts of abuse, not caseloads.

Emergency Management

The San Francisco Department of Emergency Management houses the Division of Emergency Communications, which on average receives over 3,000 calls to 911 every day.³³ Department of Emergency Management dispatchers use scripts to determine which – if any – of the 35 family violence-related call codes to assign each 911 call.

**Emergency Management
Family Violence Percentage of 911 Violent Crime Calls
FY 2016**



	FY 2014	FY 2015	FY 2016
Family Violence Calls	8,602	8,925	9,215
All Violent Crime Calls*	100,428	109,595	109,663
Family Violence Percentage	9%	8%	8%

*Other Violent Crime Calls—Includes the following codes: 211 (Robbery), 212 (Strong-arm Robbery), 213 (Purse Snatch), 219 (Stabbing), 221 (Armed Assailant – Gun), 222 (Armed Assailant – Knife), 240 (Assault/Battery), 245 (Aggravated Assault), 261 (Rape/Sexual Assault), 418 (Fight or Dispute – No Weapons Used), 419 (Fight or Dispute – Weapons Used), 487 (Grand Theft), 488 (Petty Theft), 594 (Malicious Mischief/Vandalism), 602 (Break-In), 646 (Stalking), 650 (Threats)

³³ San Francisco Department of Emergency Management Annual Report Fiscal Year 2015-2016. Retrieved May 22, 2017 from [http://sfdem.org/sites/default/files/Images/16 Annual%20Report 16.pdf](http://sfdem.org/sites/default/files/Images/16%20Annual%20Report%2016.pdf)

Child Abuse


If the caller indicates a family member or caregiver of a child is involved in perpetrating the abuse, the dispatcher uses one of the three child abuse call codes. Dispatchers ask additional questions to clarify the type of family violence incident that is happening and determine which specific code to assign to the call.³⁴ (Most child abuse calls are received by the Family and Children's Services Child Abuse Hotline).

**Department of Emergency Management
Type of Child Abuse 911 Call
FY 2014- FY 2016**

Call Type	Description	FY 2014	FY 2015	FY 2016
240CA	Assault/ Battery (Includes Unwanted Physical Contact)	22	32	25
910CA	Well-being check	10	4	9
245CA	Aggravated Assault (Severe Injuries or Objects Used to Injure)	0	0	0
Total Child Abuse		32	36	34

³⁴ Most child abuse cases are reported to Child Protective Services.

Domestic Violence



Dispatchers ask callers the relationship of the perpetrator to the victim, and if the caller indicates a spouse or partner is involved, the dispatcher uses one of the 14 domestic violence call codes. Police Officers responding to the call will assess which code is the most accurate to the incident and will update dispatchers.

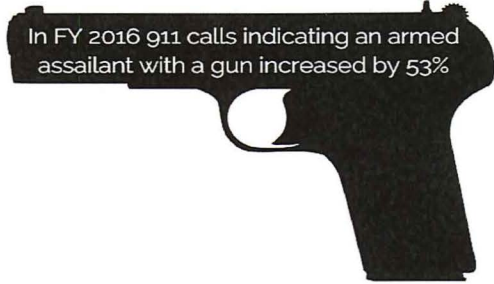
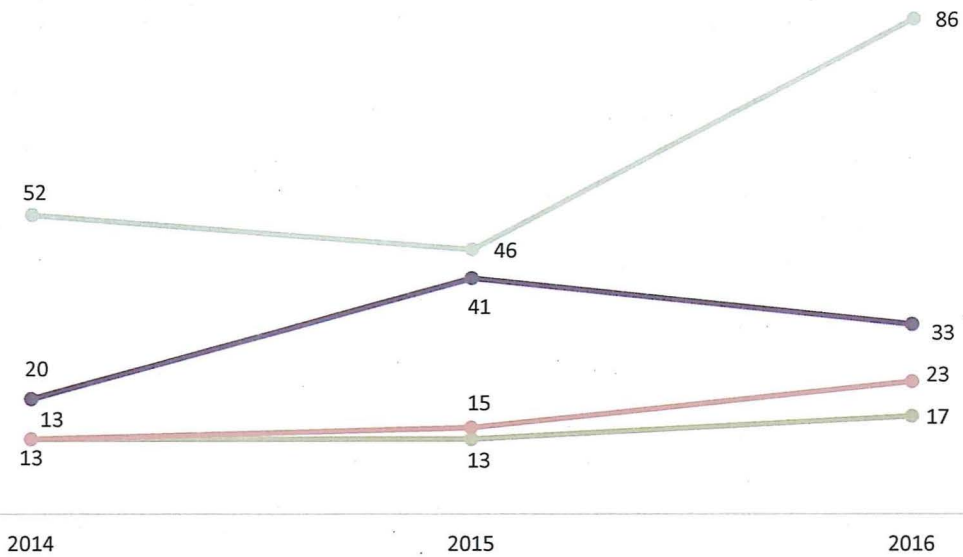
*Between FY 2014 – FY 2016, including domestic violence stalking

Department of Emergency Management
Type of Domestic Violence 911 Call
FY 2014 - FY 2016

Call Type	Description	FY 2014	FY 2015	FY 2016
418DV	Fight or Dispute – No Weapons Used	4,512	4,699	4,828
240DV	Assault/Battery (Includes Unwanted Physical Contact)	2,821	2,878	2,804
646	Stalking	376	460	539
650DV	Threats (Written, Verbal, or Recorded)	280	244	293
594DV	Malicious Mischief/Vandalism (Property Damage Only)	93	99	120
602DV	Break-In	83	57	71
245DV	Aggravated Assault (Severe Injuries or Objects Used to Injure)	81	77	88
222DV	Armed Assailant – Knife	52	46	86
416DV	Civil Standby (Officer Takes a Person to Retrieve Belongings)	51	41	41
646DV	Domestic Violence Stalking	36	40	44
419DV	Fight or Dispute – Weapons Used	20	41	33
219DV	Stabbing	13	13	17
221DV	Armed Assailant – Gun	13	15	23
910DV	Well-Being Check (Often at the Request of Another Individual)	5	9	13
100DV	Alarm (Given to a Victim to Alert 911)	1	0	0
	Total Domestic Violence & Stalking Calls	8,437	8,719	9,000

Emergency Management 911 Domestic Violence Calls Involving Weapons FY 2014 - FY 2016

—●— Fight or Dispute- Weapons Used —●— Stabbing —●— Armed Assailant- Gun —●— Armed Assailant-Knife



In FY 2016 911 calls indicating an armed assailant with a gun increased by 53%



In FY 2016 911 calls indicating an armed assailant with a knife increased by 87%

A recommendation for 2016 from last year's *Family Violence Report* was to implement a firearm surrender program to remove guns from persons who have domestic violence restraining orders issued against them. Currently, the Department on the Status of Women, Sheriff's Department, and Police Department are meeting to discuss how such a program could be created. The growth in cases involving firearms supports the importance of this program.


Human Services Agency: CalWORKs Domestic Violence Advocates

The Department of Human Services under the aegis of the San Francisco Human Services Agency (SF-HSA) administers the California Work Opportunity and Responsibility to Kids (CalWORKs) program to low income households with children.

The CalWORKs program provides time limited cash assistance to families with children, nutritional assistance through CalFresh, and Health Insurance coverage through Medi-Cal, with an increased emphasis on moving clients from welfare to work through employment services. In preparing the work eligible adults to be gainfully employed or assisting them to acquire the skills needed to be employed, the County provides services that help them overcome significant barriers to employment, such as drug addiction, alcoholism, mental health issues, and domestic violence.

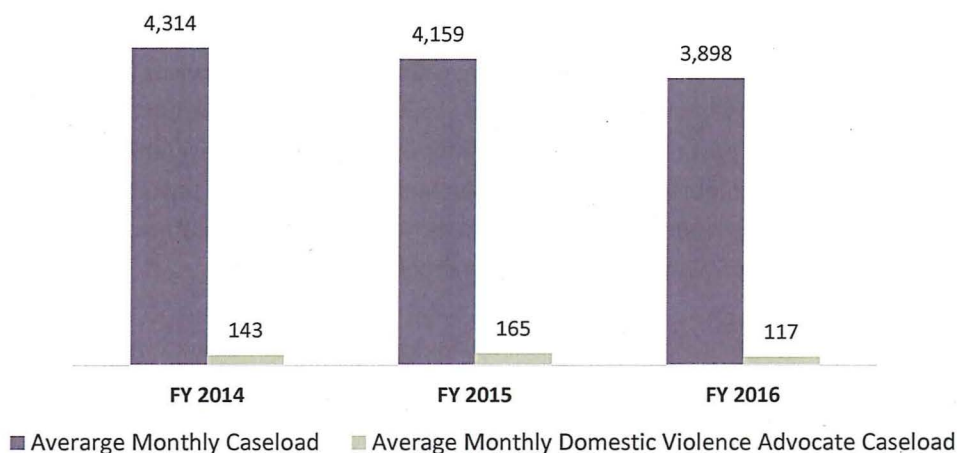
Domestic Violence Advocates

San Francisco's CalWORKs caseload has decreased slightly over the past few years. In FY 2016, the caseload averaged 3,898 cases per month. The percentage of CalWORKs clients on the Domestic Violence advocate caseload decreased from 4 percent to 3 percent of the total caseload. The San Francisco Human Services Agency has partnered with the nonprofit Homeless Prenatal Program, a community service provider, to provide domestic violence services. The Domestic Violence Advocates from the Homeless Prenatal Program provides supportive services such as counseling and case management services to enable survivors to achieve safety, self-sufficiency and independence. The domestic violence advocates are available at the San Francisco Human Services Agency offices as well as at the Homeless Prenatal Program premises.



In FY 2016 the CalWORKs domestic violence advocate average monthly caseload decreased by 29 percent.

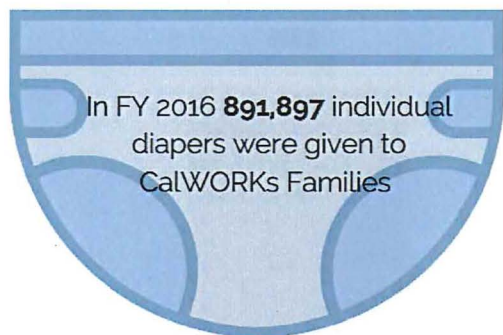
**CalWORKs:
Average Monthly Caseload and Average Monthly DV Advocate Caseload
FY 2014 - FY 2016**



Related Programs

Housing Support Programs for CalWORKs families

This initiative assists the CalWORKs Homeless families by providing subsidies for rent. It brings CalWORKs homeless families in contact with a facilitator who is the bridge between the clients and landlords who rent out their properties, so that families can navigate the process smoothly. For the FY 2015-2016, the Housing Support Program has served a total of 63 families (61 placed with ongoing subsidy and 2 one-time payments).



Diaper Bank for CalWORKs Families

The San Francisco Diaper Bank distributes free diapers to eligible CalWORKs families with children under the age of three. A partnership between the CalWORKs program of the San Francisco Human Services Agency, the Office of Early Care and Education (OECE), and the nonprofit Help a Mother Out (HAMO), the initiative seeks to improve family well-being by increasing access to diapers. The program started effective November 1, 2015. From the initiation of

the program through November 2016, there were: 5,930 participants; 35,162 diaper packs given; 891,897 diapers given; 1,029 unique participants.

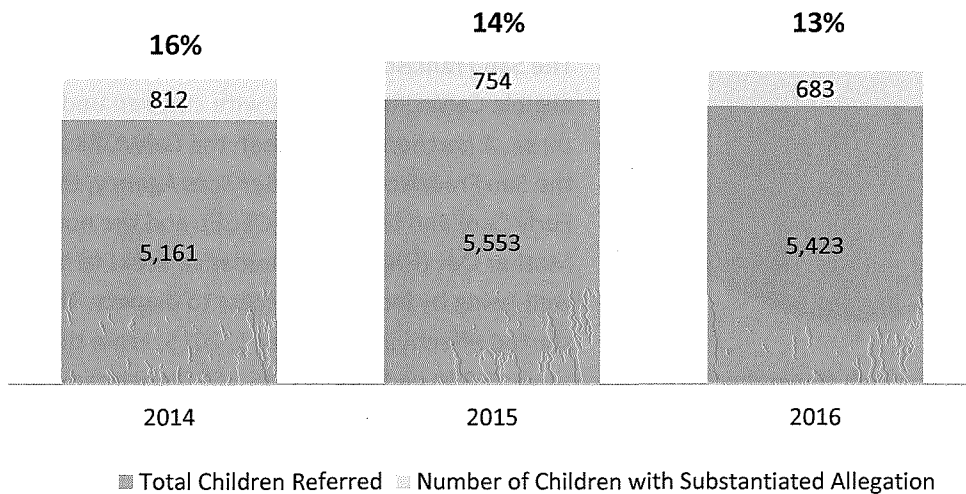
Human Services Agency: Family and Children's Services

San Francisco Family and Children's Services, also known as Child Protective Services (CPS), is a division of the Department of Human Services within the Human Services Agency that protects children from abuse and neglect, and works in partnership with community-based service providers to support families in raising children in safe, nurturing homes. Whenever possible, Family and Children's Services helps families stay together by providing a range of services from prevention to aftercare, keeping children safe with their families or with families who can provide permanency.

Differential Response

Family and Children's Services uses a method called "differential response" to respond to allegations of abuse. Based on information received during a hotline call or referral, Family and Children's Services social workers assess the evidence of neglect or abuse. If there is insufficient evidence to suspect neglect or abuse, the case is "evaluated out of the system" and the family may be referred to voluntary services in the community. If there appears to be sufficient evidence of abuse or neglect, Family and Children's Services opens the case and conducts further assessment and investigation. Under this differential response model, the social worker taking the hotline referral determines the initial response path for all referrals.

Family and Children's Services
Child Abuse Referrals and Percent of Cases Substantiated as Abuse
 Calendar Year 2014 - 2016



Allegation Types and Findings

California Child Welfare Indicators Project (CCWIP) only counts one allegation per child referred. This means that if a child has multiple allegations, only one of those allegations will be counted in this table. The allegation counted will be categorized by severity.

Allegation Type Totals ³⁵	CY 2014	CY 2015	CY 2016	%Δ from CY 2015
General Neglect	1,882	1,993	2,266	+14%
Physical Abuse	1,298	1,498	1,269	-15%
At Risk, Sibling Abused	1,044	1,283	961	-25%
Emotional Abuse	323	204	433	+112%
Sexual Abuse	396	393	326	-17%
Caretaker Absence/Incapacity	178	97	111	+14%
Severe Neglect	38	76	49	-36%
Exploitation	2	9	8	-11%
Total	5,161	5,553	5,423	-2%

³⁵ In this chart, each child is counted only once, in category of highest severity. *CALIFORNIA CHILD WELFARE INDICATORS PROJECT (CCWIP)* only counts one allegation per child referred. This means that if a child has multiple allegations, only one of those allegations will be counted in this table.

Thirteen city agencies signed a Commercially Sexually Exploited Children MOU in 2016 requiring Family and Children Service to be notified of all cases involving the commercial, sexual exploitation of minors.

Family and Children's Services
Percent Substantiated Dispositions by Allegation Type
 CY 2016

Referrals by Allegation Type	Substantiated	Inconclusive	Unfounded/ Screened Out	Not Yet Determined	% Substantiated
Caretaker Absence/ Incapacity	69	5	37		62%
Severe Neglect	20	3	26		41%
General Neglect	420	174	1671	1	19%
Exploitation	2	4	2		25%
Emotional Abuse	34	69	330		8%
Physical Abuse	54	88	1126	1	4%
At Risk, Sibling Abused	62	30	868	1	6%
Sexual Abuse	22	18	286		7%
Total	683	391	4,346	3	13%

The allegation most often substantiated in 2016, with 420 substantiated allegations, was general neglect. This allegation often involves parents who fail to provide basic care, medical attention, or enough food for their child. Allegations with the highest percentages of substantiation were Caretaker Absence or Incapacity, with 62 percent of allegations substantiated, and Severe Neglect with 41 percent of allegations substantiated.

Child Abuse Referrals and Foster Care Entries by Age Group and Gender

In 2016 the largest age group of children receiving a referral was 11-17-year-olds, accounting for 2,057 referrals, followed by 1,701 referrals for children birth to five, and 1,665 for children aged 6-10-years-old. These report numbers are very similar to those in prior years.

Family and Children's Services Age Breakdown of Children with Abuse Referrals³⁶
CY 2014 – CY 2016


Age group	2014	2015	2016
0-5	1,768	1,759	1,701
6-10	1,555	1,744	1,665
11-17	1,838	2,050	2,057
Total	5,161	5,553	5,423

Family and Children's Services Child Abuse Reports by School Reporters
(based on school year, "SY")

	SY 2013 - 14	SY 2014 - 15	SY 2015 - 16	%Δ from 2014-15
SFUSD Child Development Centers and Preschools	53	26	25	-4%
Non-SFUSD Preschools and Day Care Centers	N/A	14	42	+200%
SFUSD Elementary Schools	658	758	526	-30%
SFUSD Middle Schools	171	229	183	-20%
SFUSD High Schools	245	286	213	-25%
Private Schools	94	121	107	-11%
SFUSD Admin	29	24	15	-37%
Other School District	27	15	6	-60%
Other (No School Identified)	31	0	2	N/A
Mixed Grades³⁷	N/A	N/A	56	N/A

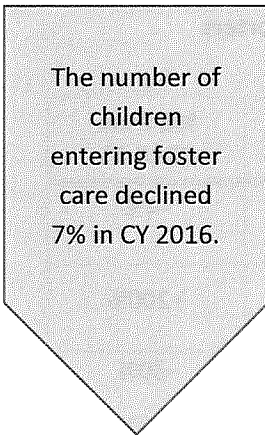
³⁶ Each child is counted only once.

³⁷ SFUSD Mixed Grades includes elementary, middle or high school grades all in the same school.



Except for Preschools and Day Care Centers, School Reports have decreased in SY 2016 for each reporter category.

The total foster care caseload has consistently declined overall by 75 percent in the last 18 years. In January 1998, there were 2,969 children in foster care in San Francisco. In January 2016, the total foster care caseload reached a low of 738 (for children aged 0-17). There are several changes that have likely contributed to this overall decline: San Francisco's decreasing child population and new Family and Children's Services policies that emphasize early intervention and providing increased family support services to keep more children safely in their homes, when appropriate, rather than placing them in foster care.



When looking at actual entries into foster care, the highest number comes from the birth-to-five age group. In 2016, 0-5-year-olds accounted for 153 entries, followed by 11-17-year-olds with 130, and 6-10-year-olds, with 80 foster care entries.³⁸ The total number of children entering foster care declined seven percent from 2015 to 2016.

³⁸ Those entering foster care between July 1, 2015 – June 30, 2016 may have been referred before July 1, 2015.

Juvenile Probation

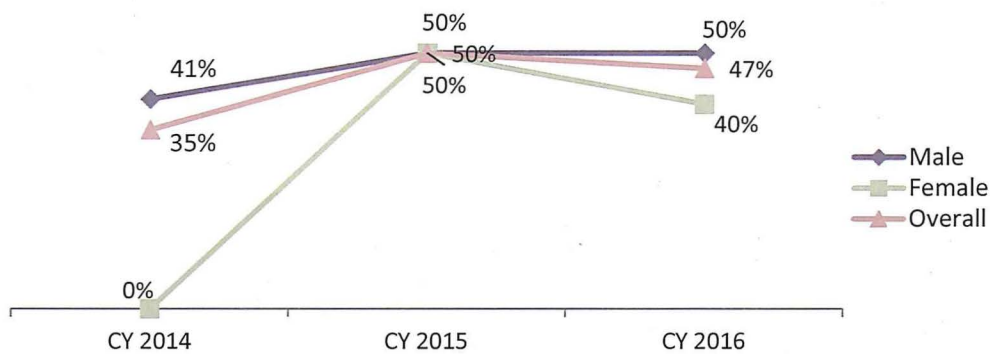
Domestic Violence Offenders

The Juvenile Probation Department categorizes intimate partner violence as well as violence against parents committed by juveniles as domestic violence. In 2016, of the 15 domestic violence petitions filed, 67 percent involved male offenders and 33 percent involved female offenders. In 2015, 83 percent involved male offenders and only 17 percent involved female offenders.³⁹ There has been a 25 percent decrease in domestic violence petitions filed between 2014 and 2016. For more details on the Juvenile Probation Department’s domestic violence cases, please see the Department’s 2016 Statistical Report at <http://sfgov.org/juvprobation/publications-documents>.

**Juvenile Probation Department
Petitions for Domestic Violence Offenders by Gender
CY 2014 - CY 2016**

Gender	CY 2014		CY 2015		CY 2016	
	Filed	Sustained	Filed	Sustained	Filed	Sustained
Male	17	7	10	5	10	5
Female	3	0	2	1	5	2
Total	20	7	12	6	15	7

**Juvenile Probation Department Percent Petitions Sustained
CY 2014 - CY 2016**



³⁹ Data are tracked by number of petitions rather than individual probationers. One probationer could have multiple domestic violence petitions.

Police Department

San Francisco police officers respond to cases of child abuse, domestic violence, and elder abuse. The San Francisco Police Department Special Victims Unit (SVU) reviews and investigates felony and misdemeanor family violence cases. The Department of Emergency Management may receive multiple calls to 911 for the same incident, or callers may call back to cancel a request for assistance, so the number of cases to which the police respond is less than the number of 911 calls. The Special Victims Unit investigated a total of 1,835 family violence cases in Fiscal Year 2016.

The Special Victims Unit includes the Domestic Violence Section, Child Abuse Section, Sex Crimes Section, and Elder Abuse and Financial Crimes Section, which includes elder and dependent adult physical and financial abuse cases, as well as all fraud-related crimes in the City and County of San Francisco.

**San Francisco Police Department: Special Victims Unit
Number of Cases Investigated by Year
FY 2012 – FY 2016**

	FY 2012	FY 2013	FY 2014	FY 2015	FY 2016	%Δ since 2015
Child Abuse	130	204	240	145	199	+37%
Domestic Violence	3,129	2,655	2,041	1,452	1,522	+5%
Elder Abuse	66	64	87	129	114	-12%
Total	3,325	2,923	2,368	1,726	1,835	+6%

While the Special Victims Unit investigated more family violence cases than the year before, they are still down significantly from past years, and could benefit from increased staffing.

**San Francisco Police Department: Special Victims Unit
Child Abuse Statistics
FY 2012 – FY 2016**

	FY 2012	FY 2013	FY 2014	FY 2015	FY 2016
Incidents Reported ⁴⁰	2,959	5,078	401	296	423
Cases Investigated	130	204	240	145	199
Percent Investigated	4%	4%	67%	49%	47%
Arrests	Not previously reported	Not previously reported	Not previously reported	61	85

**San Francisco Police Department: Special Victims Unit
Domestic Violence Statistics
FY 2012 – FY 2016**

	FY 2012	FY 2013	FY 2014	FY 2015	FY 2016	%Δ since 2015
Incidents Responded to by SFPD	4,560	4,031	3,383	3,102	3,240	+4%
Arrests	Not previously reported	Not previously reported	Not previously reported	1,648	1,689	+2%
Cases Investigated ⁴¹	3,129	2,655	2,041	1,452	1,522	+5%
Percent Investigated	69%	66%	60%	47%	47%	0%

Significant Recent Developments

The Police Department enacted several significant policies and protocols stemming from its work with the Family Violence Council in 2016 and 2017:

- ❖ A Unit Order on how Special Victims Unit should process Health Care Provider Suspicious Injury Reports (see Appendix C);

⁴⁰ Child Protective Services must cross report all cases to SFPD. This number excludes cases reported to SFPD by Child Protective Services which do not meet the criminal definition of child abuse.

⁴¹ Represents cases that make it to the investigatory stage.

- ❖ A Unit Order for how Special Victims Unit should assign Domestic Violence Cases (see Appendix E);
- ❖ A Memorandum on when Special Victims Unit investigators should be notified about a domestic violence incident (see Appendix E);
- ❖ Established a new e-mail for the Unified Family Court of the Superior Court to use to send domestic violence restraining orders for entry into the CLETS (California Law Enforcement Telecommunications) system.

**San Francisco Police Department: Special Victims Unit
Elder Physical Abuse Statistics
FY 2012 – FY 2016**

	FY 2012	FY 2013	FY 2014	FY 2015	FY 2016	%Δ since 2015
Incidents Reported to by SFPD ⁴²	57	65	95	79	136	+72%
Arrests	Not previously reported	Not previously reported	Not previously reported	24	37	+54%
Cases Investigated	30	37	61	50	54	+8%
Percent Investigated	53%	57%	64%	63%	40%	-23

**San Francisco Police Department: Special Victims Unit
Elder Financial Abuse Statistics
FY 2012 – FY 2016**

	FY 2012	FY 2013	FY 2014	FY 2015	FY 2016	%Δ since 2015
Incidents Reported by SFPD ⁴³	70	62	94	496	472	-5%
Arrests	Not previously reported	Not previously reported	Not previously reported	15	11	-27%
Cases Investigated	36	27	26	79	60	-24%
Percent Investigated	51%	44%	28%	16%	13%	-3

⁴² Excludes cases referred by Adult Protective Services that do not meet criminal definition of elder abuse.

⁴³ Excludes cases referred by Adult Protective Services that do not meet criminal definition of elder abuse.

Public Defender

The Public Defender's Office in San Francisco utilizes a "holistic model" of indigent defense services, focusing not only on legal representation, but also on helping clients address the root causes of problems that may have led to their arrest. The Public Defender recognizes that contact with the criminal justice system offers a rare moment in which to address an individual's needs, including those beyond the realm of the legal system. By taking advantage of the unique relationship as a counselor to the client, public defenders can refer individuals to services for addiction, mental illness and unemployment, thereby providing alternatives to incarceration that promise better client, family, and community outcomes through decreased recidivism and healthier reentry into communities.

San Francisco Deputy Public Defenders are trained in evidence-based practices and understand the wide range of service needs of their clients. They are effective advocates for the use of alternative sentencing strategies and equally well versed in the legal issues and advocacy techniques required in the criminal justice process. Deputy Public Defenders are also responsible for identifying clients who are eligible for collaborative courts and other evidence based programs aimed at improving social and legal outcomes. Public Defender clients in the county jail avail themselves to the services of the Children of Incarcerated Parents Program, which is part of the office's Reentry Unit. The goals of these services are to insulate children from the risks associated with parental incarceration, maintain family bonds through the period of incarceration, and improve the ability of clients to participate in family life upon their release.

Children of Incarcerated Parents Program

The Children of Incarcerated Parents Program staff works with clients, their families, deputy public defenders, Human Services Agency, Child Support Services, Family Court, and a network of community-based treatment providers to respond to the needs of incarcerated parents and their families. The staff is uniquely positioned to address family needs that are created when a parent is taken into custody. Services provided include addressing the urgent needs of children, setting up contact visitation, assisting clients with family court issues, child support, reunification plans, connecting clients with Child Protective Services case managers, and connecting clients and their families to additional social services.

Since its inception in 2000, the Children of Incarcerated Parents Program has helped hundreds of families in San Francisco overcome the numerous obstacles created following the incarceration of a family member.

Clean Slate Program

The Clean Slate Program assists over 5,000 individuals each year who are seeking to "clean up" their records of criminal arrests and/or convictions. Clean Slate removes significant barriers to employment, housing, public benefits, civic participation, immigration and attainment of other social, legal and personal goals. The program prepares and files over 1,000 legal motions in court annually, conducts

community outreach, distributes over 6,000 brochures in English and Spanish, and holds weekly walk-in clinics at five community-based sites, in predominantly African American and Latino neighborhoods most heavily impacted by the criminal justice system. The Clean Slate Program has been instrumental in helping individuals obtain employment and housing, factors that help stabilize and strengthen families.

Legal Services to Minors and Families Facing Expedited Removal

The Public Defender successfully advocated for the City to fund legal services to minors and families facing expedited removal in San Francisco Immigration Court. The federal government expedited removal cases in 2014 after the flood of minors arriving at the border became a political issue and a strain on federal resources. Customs and Border Protection has apprehended about 66,000 minors since 2013. Almost all of them are from El Salvador, Honduras, Guatemala and Mexico. The governments of those countries have been unable to address severe existing gang violence. A report by the Board of Supervisor's Budget and Legislative Analyst projected there will be about 2,100 cases at San Francisco Immigration Court where juveniles or families will not have a lawyer.

More than 25,000 deportation proceedings are pending in San Francisco, and, as of the end of June 2014, at least 4,100 involved juveniles, according to a study by Syracuse University. The study found that about 2,200 of those children do not have legal representation, which heavily influences their future: only 1 in 10 juveniles who appeared in immigration court in recent years without a lawyer were allowed to stay in the U.S., according to the University's analysis. By contrast, almost 50 percent of children with legal representation were allowed to remain in the country.⁴⁴

With the surge in unaccompanied minors, there has been an increase in minors and young adults who are being used as drug mules who are being prosecuted criminally rather than recognized as victims of trafficking/child abuse. The Public Defender provides a vigorous defense for trafficked minors and young adults and advocates for dismissals or reduced sentences in light of the individual's status as a victim of trafficking. The District Attorney's office has been very receptive to the needs of these individuals and supportive of referring some individuals to participate in "Young Adult Court," where eligible charges are reduced or dismissed after successful participation in a treatment and education program.

⁴⁴ According to an analysis of court data by Syracuse University's Transactional Records Access Clearinghouse: http://trac.syr.edu/phptools/immigration/charges/deport_filing_charge.php

Public Health

The San Francisco Department of Public Health strives to reduce family violence both through public health prevention programs and by directly addressing family violence with patients seen in the Department of Public Health network of hospitals and healthcare clinics. The San Francisco Department of Public Health has developed a nationally renowned “trauma-informed systems” (TIS) approach and is in the process of training all San Francisco Department of Public Health employees about trauma-informed systems. This TIS initiative provides principles and a framework to guide the San Francisco Department of Public Health family violence prevention programs. See: <http://www.leapsf.org/pdf/Trauma-Informed-Systems-Initiative-2014.pdf>

Healthcare providers may be the first or only professionals to encounter and provide services to many victims of family violence. Although some victims of family violence may present with obvious injuries during a healthcare visit, it is far more common that they present with only subtle or often unrecognized symptoms of repeated abuse or violence, like behavior changes (especially in children), new homelessness, pain, depression, anxiety, or exacerbation of acute and chronic health problems. Therefore, treating and preventing family violence requires extensive training of healthcare staff and protocols to use in educating about, screening for, and responding to family violence. There are various legal mandates (local, state, and federal) requiring that healthcare providers and systems address intimate partner violence, child abuse, and elder abuse. Most recently, the Affordable Care Act mandated that all health insurance plans offer women and girls free interpersonal violence prevention education, screening, brief counseling and referral.

Improving the San Francisco Department of Public Health’s family violence programs requires data, yet capturing this data is quite challenging. All San Francisco Department of Public Health clinics and hospitals now utilize electronic health records (EHRs). Unfortunately, federal guidelines did not require electronic health records to be optimized for documenting sensitive information, nor for the easy extraction of data. Electronic health records also require extensive training for staff to utilize them most effectively. Capturing data that may be more easily extracted is usually done either through the development of specific “standardized fields” or the use of “billing code data” (called “ICD codes”). These are codes that describe the diagnoses made and counseling done during a healthcare encounter for purposes of billing. There are many diagnostic and counseling codes related to family violence. Both the Zuckerberg San Francisco General Hospital Emergency Department (ZSFG ED) and the San Francisco Health Network (SFHN) primary care and women’s clinics utilize standardized fields to document interpersonal violence in the electronic health records. Due to the multiple challenges described above, the utilization rates of these standardized fields are limited and are unlikely to reflect the true prevalence of interpersonal violence screening and intervention.

The Zuckerberg San Francisco General Hospital Emergency Department's intimate partner violence education and screening occurs routinely at the triage area where triage nurses inquire about intimate partner violence with each patient (unless noted as "not applicable"). Further intimate partner violence screening occurs on a case-by-case basis during the clinical care following triage. All patients identified as, or suspected to be, victims of intimate partner violence are offered treatment, counseling, and referrals to community services. The San Francisco Department of Public Health will provide Zuckerberg San Francisco General Hospital Emergency Department's data on a bi-annual basis and, thus, will update the Family Violence Council in FY 2017.

The San Francisco Health Network's outpatient primary care and women's clinics have an intimate partner violence protocol that was endorsed by the San Francisco Health Commission in 1998, mandating that healthcare providers in each clinic routinely screen for and address intimate partner violence with their patients. As with the Zuckerberg San Francisco General Hospital Emergency Department's model, all patients identified as, or suspected to be, victims of intimate partner violence are offered treatment, counseling, and community resources. In the electronic health records utilized by these clinics, the San Francisco Health Network established "standardized" fields for: (1) physical and emotional intimate partner violence; (2) sexual abuse by an intimate partner or another person; and (3) contraceptive coercion (whether a partner or someone else tried to interfere with contraceptive method or tried to force a female patient to become pregnant).

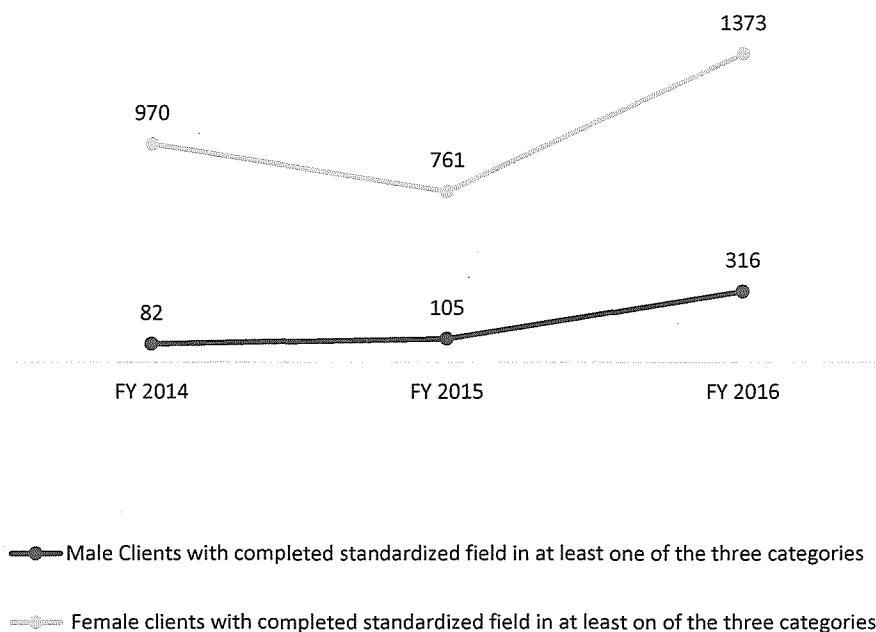
Training in the use of this standardized template has not yet been implemented in all clinics. Widespread training in the use of this standardized field will be implemented in 2016-2018 as part of a new federally funded initiative. Yet, even without a widespread training initiative, use of the standardized field to document interpersonal violence in the Electronic Health Records is increasing. The number of female clients screened in outpatient clinics in FY 2016 increased by 80 percent over FY 2015 numbers and the number of female clients identified with current IPV in FY 2016 increased by 106 percent over FY 2015 numbers.

**Outpatient Primary Care and Women's Clinic:
Statistics on Intimate Partner Violence
FY 2014 - FY 2016**

	FY 2014	FY 2015	FY 2016 ⁴⁵
Female Clients Screened: (number of female clients with completed standardized field in at least one of the three categories of abuse)	970	761	1,373
Female Clients with <u>current</u> intimate partner violence: (number female clients with positive screen in any one of the three categories of abuse)	17	15	31
Female Clients with <u>Past</u> intimate partner violence: (number of female clients with positive screen for past abuse > one year ago, in any one of the three categories of abuse)	78	40	50
Male Clients Screened: (number of male clients with completed standardized field in at least one of the three categories of abuse)	82	105	316
Male Clients with <u>current</u> intimate partner violence: (number male clients with positive screen in any one of the three categories of abuse)	0	3	0
Male Clients with <u>past</u> intimate partner violence: (number of male clients with positive screen for past abuse > one year ago, in any one of the three categories of abuse)	1	4	2

⁴⁵ FY 2016 data only available for August 1, 2015 – June 30, 2016.

**Patients Asked About Intimate Partner Violence in Outpatient Primary
Care and Women's Clinic by Gender**
FY 2014 - FY 2016



In August 2015, University of California, San Francisco researchers, in partnership with the San Francisco Health Network (SFHN) and community-based organizations, were awarded a three-year grant from the Office of Women's Health, U.S. Department of Health and Human Services, to reduce interpersonal violence (IPV) and improve the safety and rights of interpersonal violence survivors. This partnership is known as ARISE (Aspire to Realize Improved Safety and Empowerment).

The objectives of ARISE are: to increase the frequency and quality of IPV screening in healthcare; respond to women and girls who disclose IPV; use innovative intervention models; study the impact of interventions using a quasi-experimental design; and broadly disseminate results. Through ARISE, a community Domestic Violence advocate will provide on-site services to SFHN patients who are experiencing interpersonal violence and are being seen in the hospital-based SFHN clinics. Additionally, a lawyer with family violence expertise will provide training and education for healthcare providers and limited services and referrals on-site in the Children's Health Center at Zuckerberg San Francisco General Hospital Emergency Department.

**Department of Public Health:
Laguna Honda Hospital⁴⁶
FY 2013 – FY 2016**

Fiscal Year	Reports of Abuse from Laguna Honda ⁴⁷	Clients referred to Laguna Honda Hospital by Adult Protective Services ⁴⁸
FY 2013	2	10
FY 2014	8	7
FY 2015	4	14
FY 2016	2	7

Not all family violence survivors may be identified in the healthcare setting because many survivors of family violence do not feel safe or ready to disclose their experiences of abuse when asked by a healthcare provider. Once survivors of family violence and sexual assault are identified within the Department of Public Health system, they are treated by their primary health care team and referred to both San Francisco Department of Public Health and community services. There are several trauma-specific treatment programs within San Francisco Department of Public Health to assist patients in recovering from the physical and emotional trauma they have experienced or to prevent people who have harmed a child from doing so again (Child Abuse Intervention Program). This report includes data from the Trauma Recovery Center, the Child Trauma Research Program, and the Child Abuse Intervention Program.

⁴⁶ Values for reports of abuse from Laguna Honda for FY 2014 and FY 2015 were inaccurate in previous Family Violence Council reports because of a data extraction error. Values on reports of abuse from Laguna Honda for FY 2014 and FY 2015 shown here reflect accurate values.

⁴⁷ Reports of abuse indicate abuse that occurred in the community, not of abuse of Laguna Honda Hospital residents suspected within the facility.

⁴⁸ These numbers were derived from case notes that indicated cases closed (a) for the reason "Client placed in permanent or LTC facility" and (b) a text field for facility name containing "Laguna Honda." This may not be comprehensive (about 6 percent of cases closed for this reason do not have a specified facility) and this may not necessarily indicate that APS workers brought the client to Laguna Honda Hospital.

Trauma Recovery Center

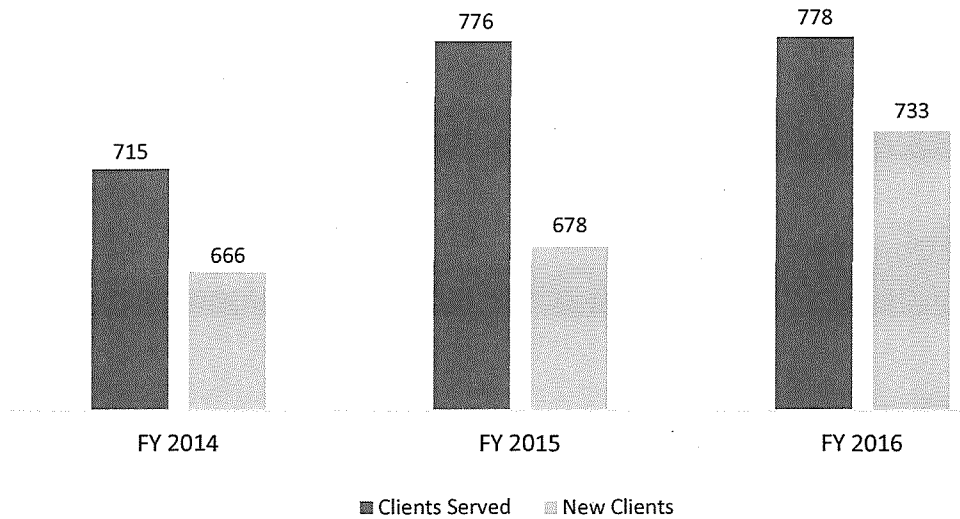
The Trauma Recovery Center (TRC) provides mental health and case management services to survivors of interpersonal violence, including intimate partner violence, sexual and other physical assaults, gang-related violence, survivors of political torture and more. The specific services provided include patient assessments and intakes, crisis services, case management, evidence-based individual and group mental health treatment, medication monitoring, and other miscellaneous services. The Trauma Recovery Center's comprehensive model also includes pro-active outreach to clients and assistance with practical needs, components of care that are particularly important for urban underserved communities. The Trauma Recovery Center services are currently offered in 11 different languages. Rigorous evaluation has demonstrated that the TRC comprehensive care model reduces disparities in applications for state-level victim compensation funds for survivors who are young or homeless or have low levels of education.⁴⁹ A detailed description of the rationale and components of the comprehensive Trauma Recovery Center model has been published.⁵⁰ Other counties in California including Los Angeles, Long Beach, Stockton, Alameda, and Sacramento County are in the process of replicating the Trauma Recovery Center's comprehensive model of trauma care. The Trauma Recovery Center is providing technical assistance to these programs. The recent passage of Proposition 47 in November 2014, will direct savings of several million dollars annually, from reduced prison and jail sentences, to replicate the Trauma Recovery Center model in additional counties in California.

During Fiscal Year 2016, the Trauma Recovery Center served 778 clients who received 9,462 units of service. Each encounter with a client is designated as one unit of service. These encounters may occur in person at the Trauma Recovery Center, during a home visit, or in the community. During this same period, the Trauma Recovery Center received 733 new referrals. As some referral calls are received after hours, demographic information for gender, race, and type of trauma may not be collected on all referrals. Most clients were female (63 percent) and survivors of sexual assault (53 percent). These demographics reflect the role of the Trauma Recovery Center in responding to all acute sexual assault survivors seen in the Zuckerberg San Francisco General Hospital Emergency Department. All acute sexual assault survivors are offered a medical follow-up at the Trauma Recovery Center within five days of being seen in the Emergency Department. The Trauma Recovery Center also saw 26 clients that were family members of victims. The mean age for all clients was 36. The full client population demographics follow.

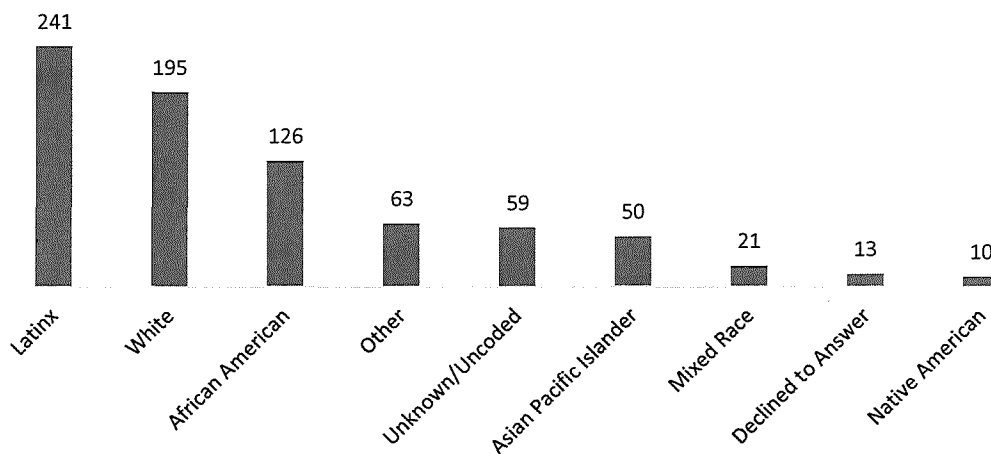
⁴⁹ Alvidrez, J., et al. (2008). "Reduction of state victim compensation disparities in disadvantaged crime victims through active outreach and assistance: a randomized trial." *Am J Public Health* 98(5): 882-888.

⁵⁰ Kelly, V. G., et al. (2010). "Outreach, Engagement, and Practical Assistance: Essential Aspects of PTSD Care for Urban Victims of Violent Crime." *Trauma, Violence, & Abuse* 11(3): 144-156.

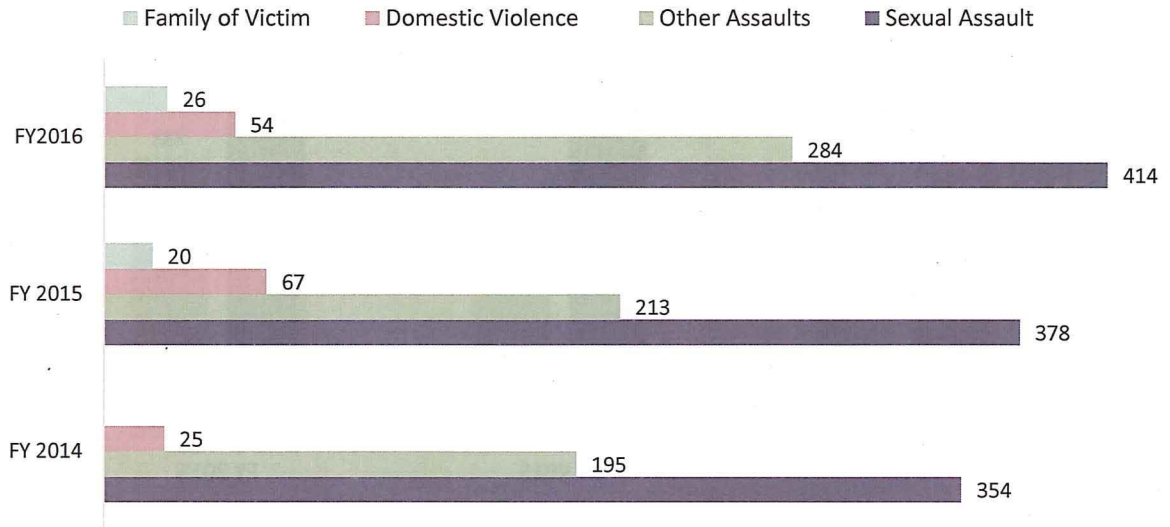
Trauma Recovery Center: Total and New Clients Served
FY 2014 - FY 2016



**Trauma Recovery Center:
Client Statistics by Race**
FY 2016




**Trauma Recovery Center:
Client Statistics by Type of Trauma
FY 2014 - FY 2016**



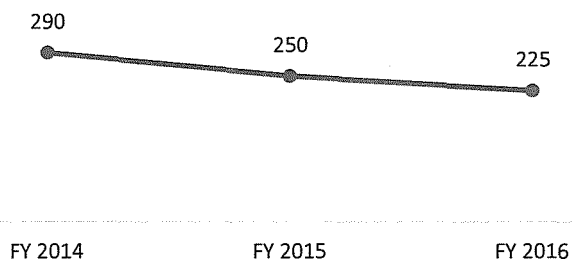
Child Trauma Research Program

The Child Trauma Research Program (CTRP) is a program of the University of California, Department of Psychiatry that serves families at Zuckerberg San Francisco General Hospital and Trauma Center and at community centers throughout San Francisco. The Child Trauma Research Program provides assessment and intensive mental health services to children birth through five years of age who have been exposed to trauma, including family violence, and to their non-offending parent.

In FY 2016 50% of the children treated had experienced multiple traumas



**Children Served by the Child Trauma Research Program
FY 2014 - FY 2016**



During FY 2016, 225 children received services at Child Trauma Research Project. It is important to note that approximately half of the children exposed to any trauma are exposed to multiple forms of trauma. In FY 2016, 50 percent (112) of the children treated had experienced multiple traumas. Of the 225 families treated in FY 2016, 110 of these families were referred in FY 2015 or prior fiscal years but continued to receive services in FY 2016. The primary traumas that led to referrals of children to the Child Trauma Research Program are outlined as follows.

Primary Type of Trauma	FY 2014	FY 2015	FY 2016	% of all cases with this trauma primary in FY 2016
Domestic Violence	102	141	135	60%
Separation from Primary Caregiver	25	13	99	44%
Other traumas	34	38	55	24%
Community Violence	11	14	43	19%
Loss of Close Relation	11	9	20	9%
Sexual Abuse	9	12	15	7%
Physical Abuse	10	10	13	6%
Child Neglect	9	13	13	6%

Child Abuse Intervention Program

The Child Abuse Intervention Program, which is under the larger umbrella of the Violence Intervention Program, is a treatment program designed in accordance with the California Penal Code as a condition of probation for those convicted of a child abuse offense. Clients are mandated by law to complete a minimum of 52 sessions of counseling, in a group setting, focusing on assisting clients to take responsibility for their child abuse offenses. Following an Adult Probation Department referral, clients undergo an initial screening to determine suitability and a full psychosocial evaluation, which in most cases establishes medical necessity for treatment. The program includes teaching clients about child abuse prevention methods; anger, violence, and behavioral health treatment; child development and parenting education; substance use treatment linkage; psychiatric medication services; and case management. The membership of the group is fluid; clients graduate, withdraw, and join throughout the year.

Child Abuse Intervention Program: Client Statistics FY 2014 - FY 2016

	FY 2014	FY 2015	FY 2016
Total Clients Enrolled	19	12	8
Clients Remaining	11	5	2
Completed Treatment	3	5	6
Left Treatment	5	2	0

The Child Abuse Intervention Program offered services to eight clients in FY 2016. Of those eight clients, six graduated from the program. Two individuals were enrolled by the end of FY 2016. Criminal charges included the following: child endangerment, corporal injury, child abduction, and endangerment in the context of driving under the Influence. In some of the cases involving endangerment and corporal injury, there were additional charges of child abuse or cruelty to child.

Child and Adolescent Support Advocacy and Resource Center

The Child and Adolescent Support Advocacy and Resource Center is the Department of Public Health/UCSF partner for the Children's Advocacy Center. The Child and Adolescent Support Advocacy and Resource Center provides services for the Children's Advocacy Center including forensic medical exams and interviews, mental health evaluation and treatment, and referrals. The Children's Advocacy Center is described in further detail in the Child Abuse Prevention and Support Services section.

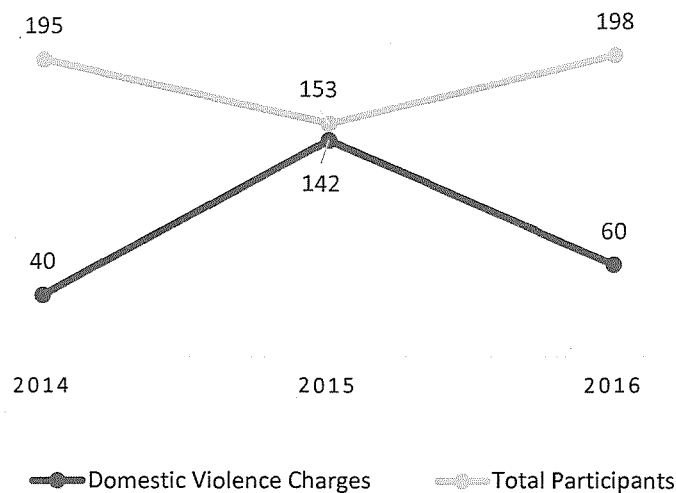
Sheriff

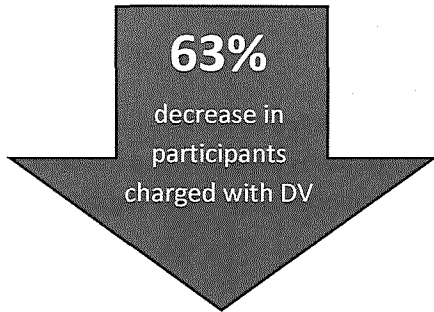
The San Francisco Sheriff's Department oversees three innovative programs related to family violence. These programs currently operate through the Custody and Community Programs Divisions: the Resolve to Stop the Violence Project, an in-custody program; the Out of Custody Violence Prevention Program; and the Survivor Restoration Program for victims.

Resolve to Stop the Violence Project

The Resolve to Stop the Violence Project (RSVP) is a survivor-centered program for in-custody offenders based on a restorative justice model. The mission of Resolve to Stop the Violence Project is to bring together all those harmed by crime, including victims, communities, and offenders. RSVP is driven by victim restoration, offender accountability, and community involvement. The goals of the program include empowering victims of violence, reducing recidivism among violent offenders, and restoring individuals and communities through community involvement and support.

**San Francisco Sheriff Resolve to Stop the Violence Project:
Total Participants and Domestic Violence Charged Participants
FY 2014 - FY 2016**





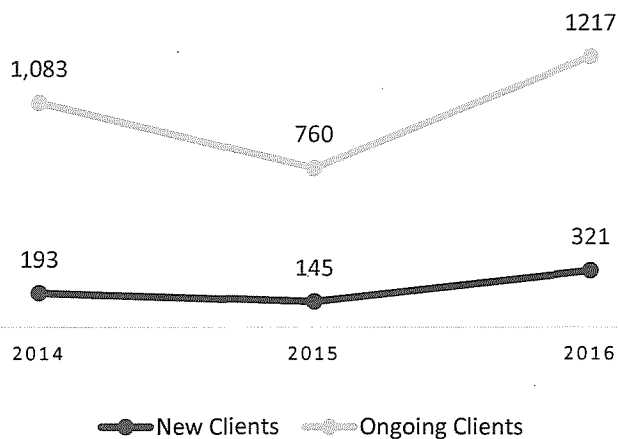
A recommendation of the 2012-13 Family Violence Council Report was to prioritize persons coming out of the Domestic Violence Court for the Resolve to Stop the Violence Project program. The increase in 2015 RSVP participants with domestic violence charges addressed this recommendation. Unfortunately, in 2016, 30 percent of Resolve to Stop the Violence Project participants were in custody on domestic violence charges, a decrease from FY 2015 when 93 percent of participants were in custody on domestic violence charges. It is the goal of the

Sheriff's Department to reach half of participants with family violence-related offenses.

Survivor Restoration Project

The Sheriff Department's Survivor Restoration Project (SRP) is a component of the Resolve to Stop the Violence Project that focuses on supporting survivors through their own process of restoration and empowerment, while providing opportunities for them to contribute to the development, implementation, and evaluation of all Resolve to Stop the Violence Project components. To this end, the Survivor Restoration Project offers direct services to the survivors of the violent offenders participating in Resolve to Stop the Violence Project's Offender Restoration component. In accordance with the Victims of Trafficking and Violence Prevention Act (VTVPA), the Sheriff's Department also identifies qualified victims whether they are in custody or in a post release program and refers them to the Survivor Restoration Project. In addition to referring clients to Survivor Restoration Project, the Department's Criminal Investigation Unit has been authorized to complete the law enforcement certification step of the U-Visa process for immigrant survivors.

**San Francisco Sheriff
Survivor Restoration Program New and Ongoing Clients
FY 2014 - FY 2016**



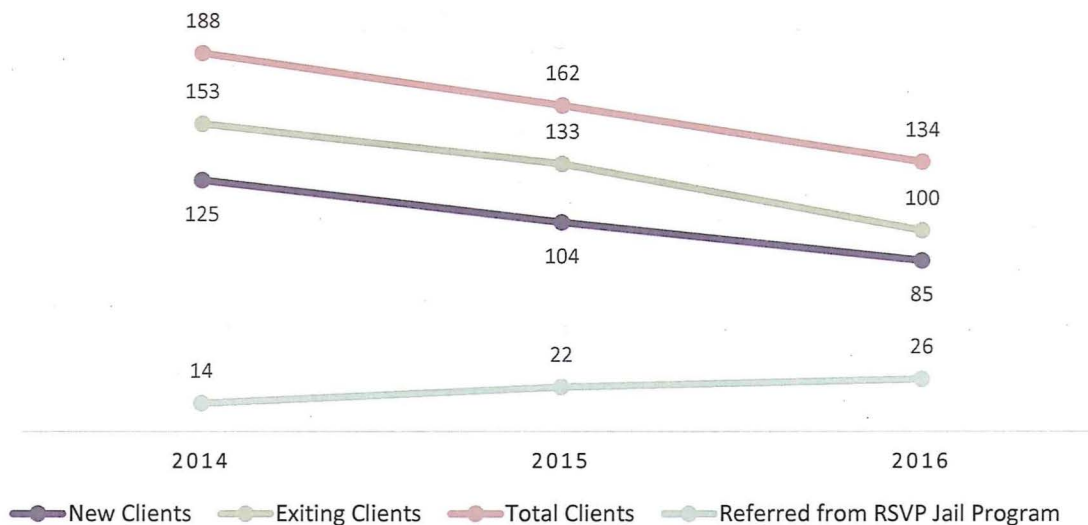
Sheriff's Survivor Restoration Program: Outcomes
FY 2014 - FY 2016

	Total U- Visas Assisted With	Clients Granted Political Asylum	Clients granted Permanent Residence	Graduated from Empowerment Program
FY 2014	65	6	12	51
FY 2015	65	6	12	51
FY 2016	63	2	62	39

Out of Custody Community Program

The Sheriff's Department utilizes the Manalive Violence Prevention Program curriculum both in the jails and at community-based sites. The data reflect the fluidity of open enrollment. For example, some people are terminated after one or more group sessions, while others could graduate a day after the end of fiscal year.

**San Francisco Sheriff
Manalive Participant Statistics**
FY 2014 - FY 2016



Recent Developments

With input from members of the Family Violence Council, the Sheriff's Department issued an employee involved domestic violence policy in 2017, and developed a brochure on the availability of the Department to serve domestic violence restraining orders. See Appendix F for copies of these materials.

Status of Women


The Department on the Status of Women staffs the Family Violence Council and its various subcommittees. Highlights of the Department’s family violence related activities in FY 2016 include:

Bayview Domestic Violence High Risk Team- Launch of Lethality Assessment Program

In the fall of 2015, the Department obtained a 3-year grant from the U.S. Department of Justice, Office of Violence against Women, to pilot a Domestic Violence High Risk program in the Bayview district. The Department has partnered with the San Francisco Police Department, the San Francisco District Attorney’s Office, the Bayview YMCA, La Casa de las Madres, and the Glide Women’s Program to identify and intervene more effectively with domestic violence cases at high risk of lethality or serious injury. Police officers responding to domestic violence calls in the Bayview district will administer a series of questions to victims to identify cases at high risk of harm. Victims who screen in will be connected to an advocate on the La Casa De las Madres’ hotline for immediate safety planning. A Domestic Violence High Risk Team will conduct a monthly review of cases. This team will coordinate needed services to victims and work to hold offenders accountable. The Bayview was selected as a pilot for this program based on the Family Violence Council Report data showing it had the most Domestic Violence calls to 911. The Department designed and helped deliver a training for 130 officers of the Bayview District in May 2017, along with presenters from the Police Department, La Casa de las Madres, and Bayview YMCA. After 18 months of planning, the pilot launched in June 2017. This program will implement an evidence-based, best practice for responding to domestic violence, partially addressing Recommendation 1C from last year’s report.



Domestic Violence Lethality Screen for San Francisco Police Department First Responders	
Officer:	Date: Report #:
Victim:	Offender:
<input type="checkbox"/> Check here if victim did not answer any of the questions or had a barrier to communication	
Step 1: A "yes" to any of the questions #1-3 triggers the protocol referral.	
1. Has your (former) partner ever used a weapon against you or threatened you with a weapon?	<input type="checkbox"/> yes <input type="checkbox"/> no <input type="checkbox"/> not answered
2. Has your (former) partner threatened to kill you or your children?	<input type="checkbox"/> yes <input type="checkbox"/> no <input type="checkbox"/> not answered
3. Do you think your (former) partner might try to kill you?	<input type="checkbox"/> yes <input type="checkbox"/> no <input type="checkbox"/> not answered
Step 2: A "yes" to at least 4 of #4-11 triggers the protocol referral.	
4. Does your (former) partner have a gun or can they get one easily?	<input type="checkbox"/> yes <input type="checkbox"/> no <input type="checkbox"/> not answered
5. Has your (former) partner ever tried to strangle (choke) you?	<input type="checkbox"/> yes <input type="checkbox"/> no <input type="checkbox"/> not answered
6. Is your (former) partner violently or constantly jealous, or do they control most of your daily activities?	<input type="checkbox"/> yes <input type="checkbox"/> no <input type="checkbox"/> not answered
7. Have you left your (former) partner or separated after living together or being married?	<input type="checkbox"/> yes <input type="checkbox"/> no <input type="checkbox"/> not answered
8. Is your (former) partner unemployed?	<input type="checkbox"/> yes <input type="checkbox"/> no <input type="checkbox"/> not answered
9. Has your (former) partner ever tried to kill themselves?	<input type="checkbox"/> yes <input type="checkbox"/> no <input type="checkbox"/> not answered
10. Do you have a child that your (former) partner knows is not theirs?	<input type="checkbox"/> yes <input type="checkbox"/> no <input type="checkbox"/> not answered
11. Does your (former) partner follow or spy on you or leave threatening messages?	<input type="checkbox"/> yes <input type="checkbox"/> no <input type="checkbox"/> not answered
An officer may also trigger the protocol of referral based on the victim's response to Question 12 or whenever the officer believes the victim is in a potentially lethal situation.	
12. Is there anything else that worries you about your safety? If yes, what worries you?	
Check one: <input type="checkbox"/> Victim screened in according to protocol. <input type="checkbox"/> A "yes" on questions #1-3, or "yes" to at least 4 of #4-11 triggers the protocol referral. <input type="checkbox"/> Victim screened in based on observation of risk by the officer (#12) <input type="checkbox"/> Victim did not screen in	
If victim screened in. After advising her/him of a high danger assessment, did the victim speak with a hotline counselor? <input type="checkbox"/> yes <input type="checkbox"/> no	



Safer Schools Sexual Assault Task Force

In May 2016, the San Francisco Board of Supervisors passed and Mayor Edwin Lee signed the Safer Schools Sexual Assault Task Force ordinance. The Department has been given the responsibility of staffing the Task Force. The Task Force consists of ten members, who represent different stakeholders in sexual assault prevention, intervention, and education. The Task force began meeting in November of 2016. After a year of meeting, the Task Force will issue a report that recommends best practices for colleges and universities in the City to reduce sexual assault, and any steps that the City could take, including changes in law or policy, to assist those institutions toward that goal. The establishment of this Task Force is a partial step towards addressing Recommendation 5 (Sexual Assault System Reform) in the Family Violence Council’s Five- Year Plan to address family violence.



Domestic Violence Liaison Program

The Department recruited a second group of City employees to serve as Domestic Violence Liaisons in 2017. In collaboration with the Department of Human Resources, the Department has now trained 52 City employees from 29 different City departments to act as Domestic Violence Liaisons and provide support and connections to resources for colleagues experiencing domestic violence. Additionally, in October 2017, as part of Domestic Violence Awareness Month, the Department of Human Resources e-mailed all City employees information about the Domestic Violence Liaison program, as well as a flyer describing the legal rights at work for abuse survivors, and links to the Domestic Violence and Workplace brochure.



Superior Court

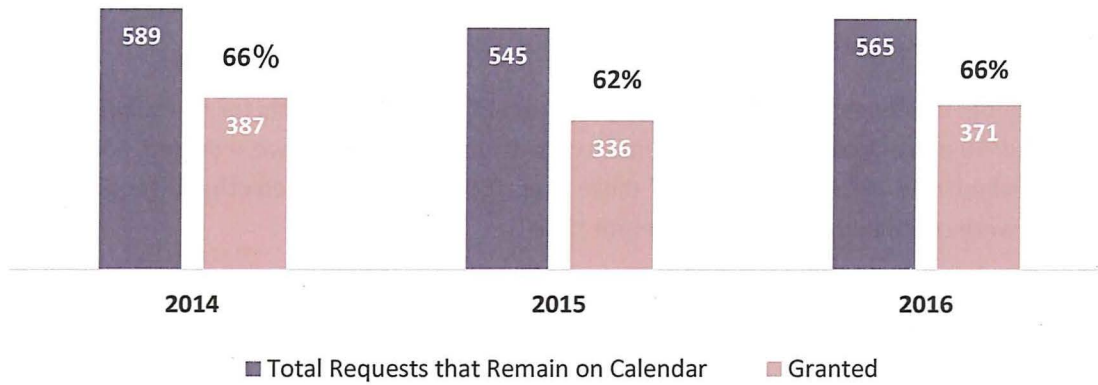
Domestic Violence Restraining Orders

Survivors of domestic violence can request a restraining order from the Family Law Division of the San Francisco Unified Family Court. Civil domestic violence restraining orders are available for cases involving a current or former intimate partner or spouse, a person with a child in common, or family to the second degree, which include in-laws but not cousins. Most persons requesting a domestic violence restraining order receive a temporary restraining order, which remains in place from the date of filing until a hearing scheduled within 25 days, to determine if a permanent restraining order will be granted. There are several dispositions possible at the hearing:

- ❖ **Granted:** The petitioner receives a permanent restraining order.
- ❖ **Denied:** The petitioner does not receive a permanent restraining order, and the temporary order is removed.
- ❖ **Off-Calendar:** A case may be removed from the calendar if the petitioner does not attend the hearing, or if the petitioner indicates that he or she no longer wants the restraining order.
- ❖ **Pending:** A case may not have been resolved by the close of the fiscal year, June 30.
- ❖ **Continued:** The most common reason for a continuance, or a rescheduling of the hearing, is the inability to find and serve the respondent with the order prior to the hearing date.
- ❖ **Dismissal:** The judge may determine the case should be dismissed, or it could be dismissed at the request of the petitioner.
- ❖ **Set for Trial:** Instead of a short hearing, some restraining order requests require a trial to determine a disposition.

In Fiscal Year 2016, the Family Law Division of the San Francisco Superior Court received 1,164 requests for domestic violence restraining orders. Fifty one percent of restraining orders filed were removed from the calendar due to the petitioner not attending the hearing, or the petitioner indicating that he or she no longer wanted the restraining order. Of the requests that remained on calendar, 371 were granted: 66 percent of the total requests that remained on calendar.

**San Francisco Superior Court:
Domestic Violence Restraining Order Requests that Remain on Calendar
with Percent of Requests Granted
FY 2014 - FY 2016**



**San Francisco Superior Court
Dispositions of Civil Domestic Violence Restraining Order Requests⁵³
FY 2014 - FY 2016**

	FY 2014	FY 2015	FY 2016
Requests ⁵¹	1,180	1,140	1,164
Off Calendar	591	595	599
Granted	387	263	371
Percent Granted that Remain on Calendar	66%	62%	66%
Denied	82	104	100
Other Dispositions ⁵²	125	116	113
Pending	3	6	0

⁵¹ This year's report is tracking requests rather than temporary restraining orders

⁵² Other Disposition includes cases continued per reissuance of order to show cause, dismissed, set for trial, advanced, or vacated.

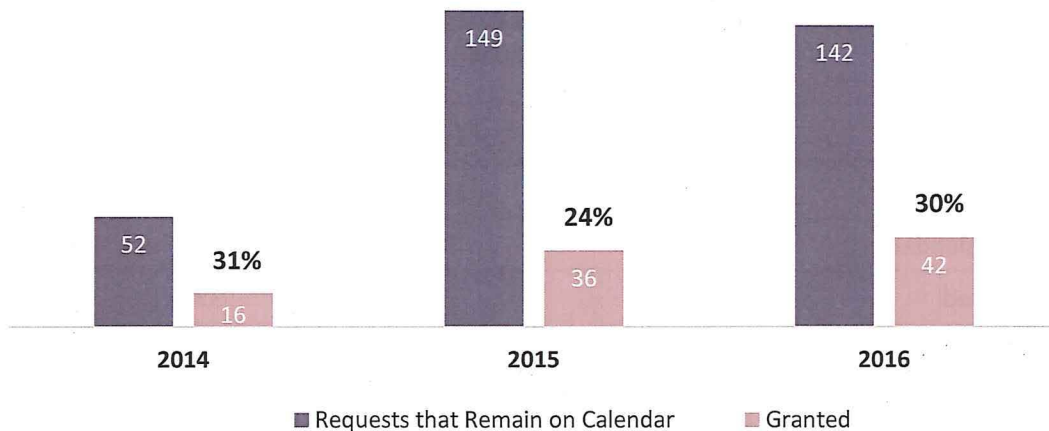
⁵³ The information in this table does not include restraining orders requested in Criminal Court as part of a criminal prosecution.

Elder Abuse and Dependent Adult Abuse Restraining Orders

Restraining order requests can be submitted to protect any individual 65 years of age and older or for dependent adults who have physical or mental limitations that restrict their ability to carry out normal activities. The Probate and Civil Harassment Courts received a joint total of 153 requests for elder or dependent adult abuse restraining orders in FY 2016.

The total number of requests has decreased slightly from FY 2015. Of requests for restraining orders, 42 were granted: 30 percent of requests that remain on calendar. No requests were denied. Following the trend established in FY 2013, the majority of these cases (68 percent) received other dispositions, which means they were continued, dismissed, or set for trial.

**San Francisco Superior Court:
Dispositions of Elder and Dependent Adult Abuse Restraining Order
Requests that Remain on Calendar and Percentage Granted
FY 2014 - FY 2016**



**San Francisco Superior Court:
Dispositions of Elder and Dependent Adult Abuse Restraining Order Requests
FY 2014 - FY 2016**

	FY 2014	FY 2015	FY 2016
Requests	54	155	153
Off Calendar	9	6	11
Granted After Hearing	16	36	42
Percent Granted that Remain on Calendar	31%	24%	30%
Denied	2	1	0
Other Disposition	41	100	97
Pending	0	0	3



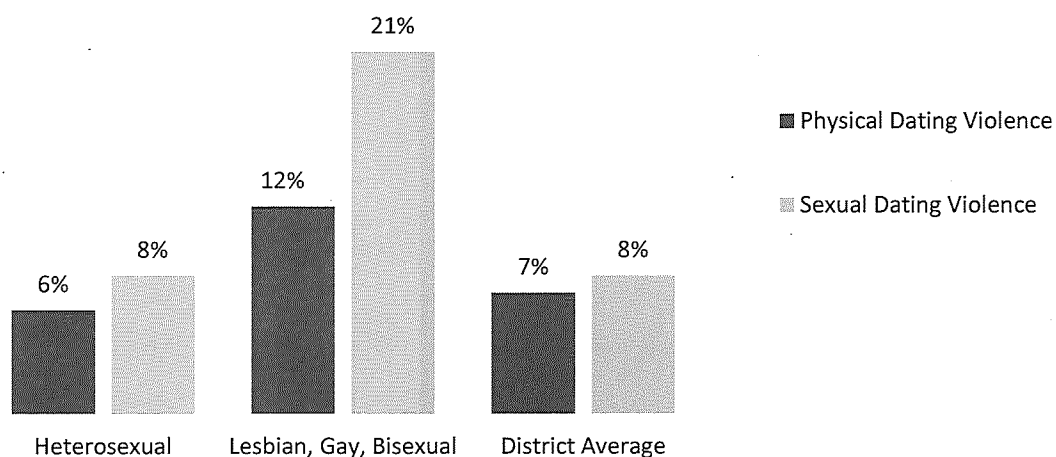
Victim Services dog, Pink, rests after a long day in court

Unified School District

The Student, Family, and Community Support Department (SFCSD) of San Francisco Unified School District (SFUSD) provides a broad range of specialized services and programs to support SFUSD students and their families beyond the classroom. SFCSD has a variety of prevention and intervention services and programs that address the needs of students experiencing violence. These include: professional development for teachers and staff; violence prevention curricula across K-12; school social workers and nurses in elementary and middle schools, high school Wellness Centers; health promotion staff such as Health Advocates in elementary, LGBTQ Liaisons and Youth Outreach Coordinators in middle and high schools; and programs addressing the needs of youth at disproportionate risk including Support Services for LGBTQ Youth, Mentoring for Success, and Caminos.

Every two years, San Francisco Unified School District administers the Center for Disease Control and Prevention’s Youth Risk Behavior Survey (YRBS)⁵⁴ to a random sample of students across all SFUSD middle and high schools, and uses the data to examine risk factors present in students’ lives. The graph below shows the violence prevalence results from a set of high school students who date from the most recent survey, covering school year (SY) 2014-2015. The survey found that among high school students who dated, rates of physical dating violence at 6 percent (n=929) for heterosexual students, and 12 percent (n=82) for lesbian, gay, or bisexual students. Sexual dating violence occurred at 8 percent (n=922) for heterosexual students, and 21 percent (n=81) for lesbian, gay, or bisexual students.

**Physical and Sexual Dating Violence Prevalence
Among High School Students Who Date
SY 2014 - SY 2015**



⁵⁴ Standard CDC Youth Risk Behavior Survey Questionnaires can be accessed at: http://www.cdc.gov/healthyyouth/yrbs/questionnaire_rationale.htm

Physical violence was defined as being physically hurt on purpose one or more times during the past year. Sexual violence was defined as being “forced to do sexual things that you did not want to do” one or more times in the past year.

Due to the low unweighted sample size, results for transgender students are likely not representative and not included in the graph. However, research studies indicate that transgender students are at disproportionate risk for physical and sexual dating violence.

Violence Prevention Education

As of May 2016, SFUSD had 381 school-wide health events reported for SY 2015 - SY 2016 across grades K through 12. “Violence Awareness” was among the top five primary focus areas for the presentations that were held, which included events such as workshops, student-led campaigns, and school-wide resource fairs, among others.

SFUSD has designated November and December as “Violence Prevention” months and January and February as “Building Friendships and Healthy Relationships” months. During these months, SFUSD stresses coordinated efforts to provide classroom curricula around peer violence, family violence, and healthy relationships for teachers to implement. Additionally, throughout the school year, Wellness Center staff, school social workers, nurses, health advocates, and LGBTQ Liaisons with Gender & Sexuality Alliance (GSA) clubs organize workshops at various elementary, middle, and high schools throughout the district. These workshops aim to educate, create public awareness, and equip students with tools and resources to recognize and address violence as they present themselves in children’s lives.

Based on SFUSD’s Comprehensive Program Monitoring (CPM) data, violence prevention lessons were most commonly taught by K-12 teachers who submitted a CPM form. 2015-16 CPM showed:

- 82 percent (875) of elementary school teachers reported teaching at least one violence prevention lesson
- 26.9 percent (35) of middle school teachers reported teaching mental, social, and emotional health lessons
- 100 percent (26) of high school health education teachers reported teaching healthy relationships and sexuality, and 96 percent (25) also taught anti-bullying and violence prevention lessons

Lessons implemented from violence prevention curriculum included “Too Good for Violence” “Second Step,” “HealthSmart (ETR),” among other lessons developed by teachers. To address the gaps in middle schools, SFUSD is engaging in a middle school redesign process. This will ensure that health education is a rite of passage for all students.

Trauma-Informed Care

SFUSD has been a leader in addressing the issues of trauma and its effects on students and the adults who support them. Since 2013, all SFUSD K-12 School Social Workers, nurses, and Community Health Outreach Workers have received training from UCSF HEARTS (Healthy Environments and Response to Trauma in Schools). These trainings are designed to equip key staff members at school sites to support site leadership and school communities in creating and maintaining trauma-sensitive systems and structures. The school social workers and nurses then have implemented professional development sessions back to school sites to expand trauma informed care into classrooms.

Training opportunities are offered consistently throughout the school year for teachers, administrators, school psychologists, special education, school counselors, and other District staff. Two-hour "Trauma Basics" sessions are presented after hours and staff are encouraged to join a trauma-informed Professional Learning Community (PLC) to examine ways they can assist their colleagues to be more trauma sensitive.

Since the 2015-16 school year, a US Department of Education Project Prevent grant has supported multi-tiered, site-based trauma interventions at seven target schools in the City's southeast sector. Project Prevent programming includes extensive training and support for school staff, mental health interns who provide individual and group counseling for students impacted by trauma, and a San Francisco Department of Public Health Social Worker who provides school-based, trauma-informed case management services to high-need families. Project Prevent supports SFUSD's ongoing partnership with UCSF HEARTS; each year, HEARTS provides Professional Development at SFUSD sites that request support around serving students impacted by trauma, addressing the vicarious trauma of the adults who work with them, and creating trauma-sensitive schools.

Appendix A: San Francisco Family Violence Council Members FY 2016

Agency	Family Violence Council Representative
Adult Probation Department	<i>Tina Gilbert, Shannon Bulleri, Lee Hudson, Sunny Schwartz, Ramona Massey, Andrea Wright</i>
Batterers' Intervention Programs	
Board of Supervisors	<i>Iris Wong</i>
Commission/Department on the Status of Women	<i>Olga Ryerson, Dr. Emily Murase, Minouche Kandel</i>
Department of Aging and Adult Services	<i>Jill Nielsen</i>
Department of Animal Care & Control	<i>Vicky Guldbeck</i>
Department of Child Support Services	<i>Karen Roye, Thomas Wolf</i>
Department of Children, Youth, & Their Families	<i>Aumijo Gomes</i>
Department of Emergency Management	<i>Lorrie Serna</i>
Department of Public Health	<i>Dr. Leigh Kimberg, Carol Schulte, Curtis Chen</i>
Department of Human Resources	<i>Susan Gard</i>
District Attorney's Office	<i>Elizabeth Aguilar Tarchi, Gena Castro Rodriguez, Julius DeGuia</i>
Domestic Violence Consortium	<i>Beverly Upton</i>
Fire Department	
Human Services Agency	<i>Deborah Goldstein, Barrett Johnson</i>
Juvenile Probation Department	<i>Paula Hernandez</i>
Mayor's Office	<i>Paul Henderson, Diana Oliva- Aroche</i>
Police Department	<i>Sgt. Tony Flores, Lt. Edward Santos, Capt. Una Bailey</i>
Public Defender's Office	<i>Carmen Aguirre, Kathy Asada</i>
Safe & Sound (formerly San Francisco Child Abuse Prevention Center)	<i>Katie Albright, Abigail Stewart-Kahn</i>
San Francisco Elder Abuse Prevention Center	<i>Shawna Reeves</i>
San Francisco Unified School District	<i>Erik Martinez</i>
Sheriff's Department	<i>Delia Ginorio, Sheriff Vicki Hennessy</i>
Superior Court	<i>Hon. Tracie Brown, Hon. Linda Colfax, Hon. Anne-Christine Massullo,</i>

Jerel McCrary, from Bay Area Legal Aid, serves as the Family Violence Council representative for the Sentencing Commission.

Appendix B: Family Violence Trainings at Member Agencies

Following a recommendation from *The 2015 Family Violence Report* (recommendation 10), information was requested from Family Violence Council members on what trainings they had received over the year. **Not all agencies provided this information, so the below is not a comprehensive record of all training that has taken place in FY 2016.**

Trainings Received by Community Based Organizations

Agency	Child Abuse	Domestic Violence	Elder Abuse
Asian Women's Shelter	3 staff members, 6.5-hour training, presented by Dr. Jaqueline, topics covered: Adverse Childhood Experiences and Childhood Domestic Violence	63 staff members, 99 hour training, presented by Multiple presenters from NNEDV and etc., Mimi Kim, SF Smart Money Network, Willy Wilkinson, Katie VonDeLinde, Shannon Perez-Darby, Topics covered: Tech safety issues, Creative Intervention, Federal Housing and Language Access Rights of Limited English proficient survivors, DV and mental health and trauma conference, Culturally responsive services for DV survivors, Money and DV, Providing cultural competent services for trans survivors, Evidence-based practice for culturally specific DV programs, Survivor-centered economic advocacy in organizational context, Shifting the lens: CPEDV conference, Language Access Advocacy, LGBTQ survivors advocacy training	
Cal Works Domestic Violence Advocates	19 staff members, 2.5 hours, presented by HSA staff, topics covered: Mandatory Reporting, linkage	19 staff members, 3 hours, presented by HPP staff, topics covered: Equality Wheel and Power and Control Wheel	19 staff members, 2 hours, presented by HSA staff, topics covered: Mandatory Reporting and linkages; AB 429, when to report, required reporting, confidentiality, child

Agency	Child Abuse	Domestic Violence	Elder Abuse
			abuse hotline, instructions and which form to use, designated agencies, reporting parties, penal codes
Gum Moon		17 staff members, 3 hours, presented by Staff Attorneys from Asian Pacific Legal Outreach, topics covered: domestic violence 101, legal rights and resources available for victims	
Jewish Family & Children Services	3 staff members, 1 hour, presented by Kelsey Friedman, topics covered: types of abuse, signs of abuse, common reactions	3 staff members, 2 hours, presented by Kelsey Friedman, topics covered: cycle of violence, risk factors, power wheel vs. equality, resources, characteristics of healthy relationships	
Mary Elizabeth Inn		4 staff members, 12/year, presented by CPS and Safe Place, various topics covered	4 staff members, 12/year, presented by CPS and Safe Place, various topics covered
Riley Center		4 staff members, 40 minutes, presented by National Coalition against Domestic Violence, topics covered: Domestic Violence Training for three new staff, Rebuilding Financially after DV	
SFWAR		September 24, 2015, Interrupting Oppressive Dynamics while Providing Crisis Intervention & Advocacy Services, facilitated by SFWAR Executive Director Janelle White; 4 volunteers attended. 2-day training in January 2016 conducted by Mimi Kim of Creative Interventions. This training focused on transformative justice and community-based approaches to addressing violence against	

Agency	Child Abuse	Domestic Violence	Elder Abuse
		<p>women. This training was funded by Blue Shield CA to support the work of domestic violence advocates; 2 staff attended.</p> <p>February 3, 2016: Employment Legal Protections for Survivors of Domestic and Sexual Violence presented by Jenna Gerry, Attorney, Legal Aid Society – Employment Law Center in San Francisco; 6 staff attended.</p> <p>March 31, 2016: Creative Interventions: Community Solutions to Violence; presented by Orchid Pusey, Asian Women’s Shelter Associate Director; 2 volunteer and 2 staff attended.</p> <p>April 28, 2016: Supporting Queer and Trans Survivor; Maura and Nefertiti from Community United Against Violence presented; 11 volunteers & 1 staff attended.</p> <p>May 26, 2016: Updates to Victim Compensation; Patricia Barragan from Victim Witness presented, facilitated by Kristina Lee. 19 volunteers, 0 staff.</p>	

Trainings received by City Agencies

Agency	Child Abuse	Domestic Violence	Elder Abuse
Adult Probation	<p>2 staff members, 24 hours, presented by Family Justice Alliance, topics covered: Sexual assault, strangulation, elder abuse, human trafficking, child abuse</p> <p>1 staff member, 4.5 hours, presented by Superior Court of Alameda Family Violence Council, topics covered: Child Abduction and Abuse Cases in the Family Courts</p>	<p>7 staff members, 4 hours, presented by San Francisco County Adult Probation, topics covered: Transitional Age Youth</p> <p>3 staff members, 4 hours, presented by San Mateo County Probation, topics covered: guns and domestic violence</p> <p>3 staff members, 4 hours, presented by Alameda County Probation, topics covered: Police Reports and how to work with domestic violence offenders</p> <p>2 staff members, 24 hours, presented by Solano County Probation, topics covered: batterers intervention certifications</p> <p>2 staff members, 24 hours, presented by Family Justice Alliance, topics covered: Domestic Violence, child abuse, sexual assault, strangulation, elder abuse, human trafficking</p> <p>1 staff member, 3.5 hours, presented by Department on the Status of Women, topics covered: trauma informed systems training</p> <p>7 staff members, 8 hours, presented by San Francisco Adult Probation/Domestic Violence Consortium, topics covered: Child Custody, Emergence Protective Orders, Confidentiality of Domestic Violence Shelters,</p>	<p>2 staff members, 24 hours, presented by the Family Justice Alliance, topics covered: sexual assault, strangulation, elder abuse, human trafficking, child abuse</p>

Agency	Child Abuse	Domestic Violence	Elder Abuse
		Emergency Services for Domestic Violence Victims	
Child Support Services	All staff, 1 hour training, presented by SF Child Abuse Prevention Center, topics covered: Mandated reporter policies, procedures and best practices	All Case management staff, 1 hour training, presented by Child Support Services, topics covered: Best practices refresher training for handling cases with the Family Violence Indicator	
Emergency Management	22 staff members, 2 hours, presented by Lark Thomas, S.F. Child Abuse Prevention Center, topics covered: Child Abuse, Advocacy, Law	21 staff members, 4 hours, presented by Beverly Upton, topics covered: DV awareness, Call Taking Strategies, Victim/Offender Services, Law	22 staff members, 2 hours, presented by Tamari Hedani, topics covered: Forms of Elder Abuse, Victim Services, Law
Family and Children's Services		"FCS provides a number of trainings which focus on these topics. Domestic violence and child abuse is covered throughout our "new worker induction" and CORE practice model trainings. All new staff are required to attend these trainings. Also, the Child Advocacy Center offers multiple trainings throughout the community to mandated reporters of child abuse"	
Sheriff	*domestic violence training included topics on child abuse	5 staff members, 24 hours, presented by San Francisco Probation Department/Domestic Violence consortium/Manalive VIP, topics covered: shelter based organizations, impact on children and family members, power and control dynamics, cultural competency and impact of substance abuse.	

Appendix C: Policies Developed for Health Care Providers to Report Domestic Violence to Law Enforcement

SUSPICIOUS INJURY REPORT

STATE OF CALIFORNIA
California Office of Emergency Services

Cal OES 2-920

Confidential Document

Penal Code Section 11160 requires that if any health practitioner, within their scope of their employment, provides medical services for a wound or physical injury inflicted as a result of assaultive or abusive conduct, or by means of a firearm, shall make a telephone report immediately or as soon as possible. They shall also prepare and submit a written report within 2 working days of receiving the information to a local law enforcement agency. This is the official form (Cal OES 2-920) for submitting the written report.

This form is used by law enforcement only and is confidential in accordance with Section 11163.2 of the Penal Code. In no case shall the person identified as a suspect be allowed access to the injured person's whereabouts.

Part A: PATIENT WITH SUSPICIOUS INJURY			
1. Name of Patient (Last, First, Middle)	2. Birth Date	3. Gender <input type="checkbox"/> M <input type="checkbox"/> F	4. SAFE Telephone Number ()
5. Patient Address (Number and Street / Apt – No P.O. Box)	City	State	Zip
6. Patient Speaks English <input type="checkbox"/> Yes <input type="checkbox"/> No If No, identify language spoken: _____		7. Date and Time of Injury Date: _____ Time: <input type="checkbox"/> am <input type="checkbox"/> pm <input type="checkbox"/> unknown	
8. Location / Address Where Injury Occurred, if Available. Check here if unknown: <input type="checkbox"/>			
9. Patient description of the incident. Include any identifying information about the person the patient alleges caused the injury and the names of any persons who may know about the incident.			<input type="checkbox"/> Additional Pages Attached
10. Name of Suspect, if identified by the Patient		11. Relationship to Patient. <input type="checkbox"/> No Relationship	
12. Suspicious Injury Description. Include a brief description of physical findings, lab tests completed or pending, and other pertinent information.			<input type="checkbox"/> Additional Pages
Part B: REQUIRED – AGENCIES RECEIVING PHONE AND WRITTEN REPORTS			
13. Law Enforcement Agency Notified By Phone (Mandated by PC 11160)		14. Date and Time Reported Date: _____ Time: _____ am pm	
15. Name of Person Receiving Phone Report (First and Last)	16. Title	17. Phone Number ()	
18. Law Enforcement Agency Receiving Written Report (Mandated by PC 11160)		19. Agency Incident Number	
Part C: PERSON FILING REPORT			
20. Name of Health Practitioner (First and Last)		Title	Telephone
21. Employer's Name		Phone Number	
22. Employer's Address (Number and Street)		City	State Zip
23. HEALTH PRACTITIONER'S SIGNATURE:		24. Date Signed:	

Cal OES 2-920 (2001)

San Francisco Supplement to Health Practitioner Suspicious Injury Report
Confidential Document

Provider Instructions

1. If the patient wishes to meet with law enforcement immediately or the provider assesses that the patient has near lethal circumstances and/ or a life threatening injury, call 911 or 415-553-8090.
2. For patients who do not wish to meet with law enforcement immediately or at all, and do not have near lethal circumstances and/or life threatening injury, call 415-553-9220 and speak with the Special Victims Unit representative, or follow instructions on the voicemail after hours.
3. Transmit Cal OES 2-920 and this form via fax to 415-734-3086 or via e-mail to sfpd.svumedrec@sfgov.org or via mail to San Francisco Police Department Special Victims Unit, 850 Bryant St., Room 500, San Francisco, CA 94103.

OES Form 2-920 is mandated to fulfill a health practitioner's reporting requirement under Penal Code Section 11160 et seq., whether or not the patient wishes to make a police report at the time of the initial examination. In San Francisco, we are requesting that providers complete this optional form in addition to OES Form 2-920 to improve patient care and ensure proper patient-centered follow-up

Please Note: A patient is not required to provide any information that they feel puts them at further risk.

Patient Information

Name:

Safe way(s) for police/advocate to contact the patient without the abuser/perpetrator knowing (complete all that apply):

Email:

Phone:

Alternate Contact (Friend/Family) Name and Phone:

Reason for report (check all that apply):

Firearm

Assaultive or abusive conduct

a. Does the patient desire immediate contact with law enforcement (which may result in arrest of the perpetrator)?

Yes

No

b. Does the patient believe police involvement would increase the risk for patient?

Yes

No

c. Did you inform the patient that police may still contact them for further information?

Yes

No

d. Would the patient like a follow-up call from a confidential domestic violence advocate based at the Police Department?

Yes

No

e. Did you inform the patient that a confidential domestic violence advocate will attempt to contact them even if they answered "no" to question "d" above?

Yes

No

Are there any special needs (i.e. disabilities) or other things that the patient wants the police or domestic violence advocate to be aware of:

This form is not a substitute for complete documentation in the patient's medical record. Never attach a patient's medical record to this form. Consult your institution's Privacy Officer if you are unsure about whether to include certain information in the mandatory report.

Date and Time Form Sent: _____

Last revised 5/30/2017

UNIT ORDER

 UNIT
INDEX
NUMBER

17-05

 DATE
ISSUED

5/2/17

 DATE
REVISED

--

SUBJECT:

The protocol to be followed by Special Victims Unit upon receiving a Health Care Provider Suspicious Injury report, form Cal OES2-920.

 ISSUED
TO:

Special Victims Unit

 ISSUED
BY:

U. Bailey
Captain Una Bailey

Purpose:

California state law requires any health care provider to make a telephone report and submit the Cal OES 2-920 form to law enforcement if they provide medical care to a patient who has a wound or physical injury that is known or suspected to be the result of assaultive or abusive conduct, or by means of a firearm. This policy is created to ensure that members of the Special Victims unit understand their role in the receiving, reviewing and assignment of these reports.

How Health Care Providers Shall Communicate with San Francisco Police Department
Oral Report:

If the patient has a near lethal circumstance and/or a life threatening injury, health care provider shall call 911 as soon as possible.

If the patient wants to talk to police and wants assistance right away, health care provider shall call 911 as soon as possible.

If patient does not have a near lethal circumstance and/or life threatening injury, and does not want immediate police assistance, or does not want to speak to police at all, health care provider shall call San Francisco Police Department Special Victims Unit at 415-553-9220 as soon as possible, and speak to Special Victims Unit representative, or follow instructions on the voicemail if after hours. Advise patient that police may still contact them, even if patient does not want to speak with police.

Written Report:

In all cases, a written report must be filed within two working days. Use Suspicious Injury Report Cal OES2-920 and San Francisco Supplement. Transmit via fax to 415-734-3086 or via e-mail to sfpd.svumedrec@sfgov.org or by mail to San Francisco Police Department Special Victims Unit, 850 Bryant St., Room 500, San Francisco, CA 94103.

In the event a District Station receives the written report, the station will forward the report to Special Victims Unit via fax or e-mail without delay.

Special Victims Unit Response to Health Care Provider Domestic Violence Reports

If the caller calls during business hours, they will be connected to the Special Victims Unit assignment officer or duty officer who will review the case for assignment. Cases that meet the assignment criteria will be assigned to an investigator. When a case is determined not to meet assignment criteria the case will be forwarded to the Domestic Violence Lieutenant for review. If the case is not a domestic violence case, the case will be referred to/green sheeted to the Station Investigative Team Lieutenant in the district of occurrence. The Domestic

SFPD 427 (8/91)

Unit Order, continued:

Violence Lieutenant shall be notified of each of these referrals. A copy of each of the Cal OES 2-920 form shall be kept together with a copy of the green sheet in a binder in a locked drawer in the unit.

Special Victims Unit assignment officer shall review all written Suspicious Injury Reports Cal OES2-920 daily (with exceptions of weekends and holidays) and determine if a San Francisco Police Department written incident report was made. If an incident report has been completed the assignment officer shall assign the case for investigation based on the assignment criteria for all domestic violence cases (unit order 17-02). If a report has not been generated then the assignment officer shall assign the case for investigation based on the assignment criteria established for all domestic violence cases and the Special Victims Unit will attempt to obtain a written incident report. Again, if the case is not a domestic violence case, the case will be referred to/green sheeted to the Station Investigative Team Lieutenant in the district of occurrence. The Domestic Violence Lieutenant shall be notified of each of these referrals.

The assignment officer shall also review SVU database to ensure any investigator who is investigating any previously reported incident involving the victim or the suspect in the case is provided with a copy of this report Cal OES2-920 which is to be included in their case file.

If patient does not want contact with law enforcement, a confidential domestic violence advocate will make first contact with the patient. Investigators and advocates will only contact the victim through safe ways of communication provided by patient.

All Suspicious injury reports will be reviewed by the DV Lieutenant.

If the patient has unrelated outstanding warrants, absent life threatening circumstances, Investigators will only contact the patient about other crimes at a later date and time. The San Francisco Police Department will not use the information on the Cal OES2-920 Suspicious Injury Report and the San Francisco Supplement to investigate non-violent crimes involving the patient.

The Special Victims Unit assignment officers will maintain an electronic database of the Cal OES 2-920 and San Francisco Supplement forms received. The Special Victims Unit will annually review the data from the forms with representatives from the health care community and domestic violence advocates.

The Special Victims Unit shall ensure all Suspicious Injury Reports received from health care providers are stored in a locked drawer in the unit.

SFPD 427 (8/91)



Training Bulletin

Division of Emergency Communications

Topic:	Hospital Reporting	Date:	5/18/17
By:	Training Section	Number:	TB17-016

Training Delivery: Lineup, Email, Intranet & SharePoint

Purpose: To inform staff of the reporting process by a hospital along with a change in which units handle and call prioritization. This TB only applies to calls from a reporting hospital.

Background: Previously, when a hospital called to report a victim who wished to make a report, DEC sent a unit from the district of occurrence no matter the location of the hospital. These calls may have been prioritized as 'B' or 'C' assignments. The requested change to this procedure is that all calls from a hospital requesting a police response shall be coded as an 'A' or 'B' Priority. This information is requested by APS, CPS and SFPD.

Instructions to Staff: These instructions apply to calls from hospitals only.

If the call is from a victim that is not at a hospital, the call shall be processed according to our procedures.

Hospital Mandated Reporting: (ADVISED Calls)

If a hospital calls and wants to report abuse from a victim who does not want to file a police report, enter the information provided by the hospital, including location of occurrence if known, and advise the call.

The hospitals are required to report 261s, 240s, DVs and Elder abuse. Hospitals have a form they use to make these reports and they fax their report directly to SVU. If evidence was collected at the hospital, SVU responds and obtains the CAD number that DEM provided and will book the evidence and conduct the follow-up investigation.

Juvenile victims: Police are to be sent on ANY calls regarding juvenile victims when reported by a hospital. These will never be ADVISED calls.

'A' Priority:

If the suspect is on scene (97) at the hospital with the victim, the call shall be prioritized as an 'A' priority. Dispatchers shall ask if security is on scene. The initial unit responding will be from the district of the hospital's location. Additionally this includes a suspect that is threatening to respond to the hospital to harm the victim. Ask for or attempt to obtain the location of occurrence for follow up and investigative purposes. The channel dispatcher shall notify the dispatcher of the location of occurrence district to send a unit to handle the report/arrest. This is still an 'A' priority (but not a code 3 response).

'B' Priority:

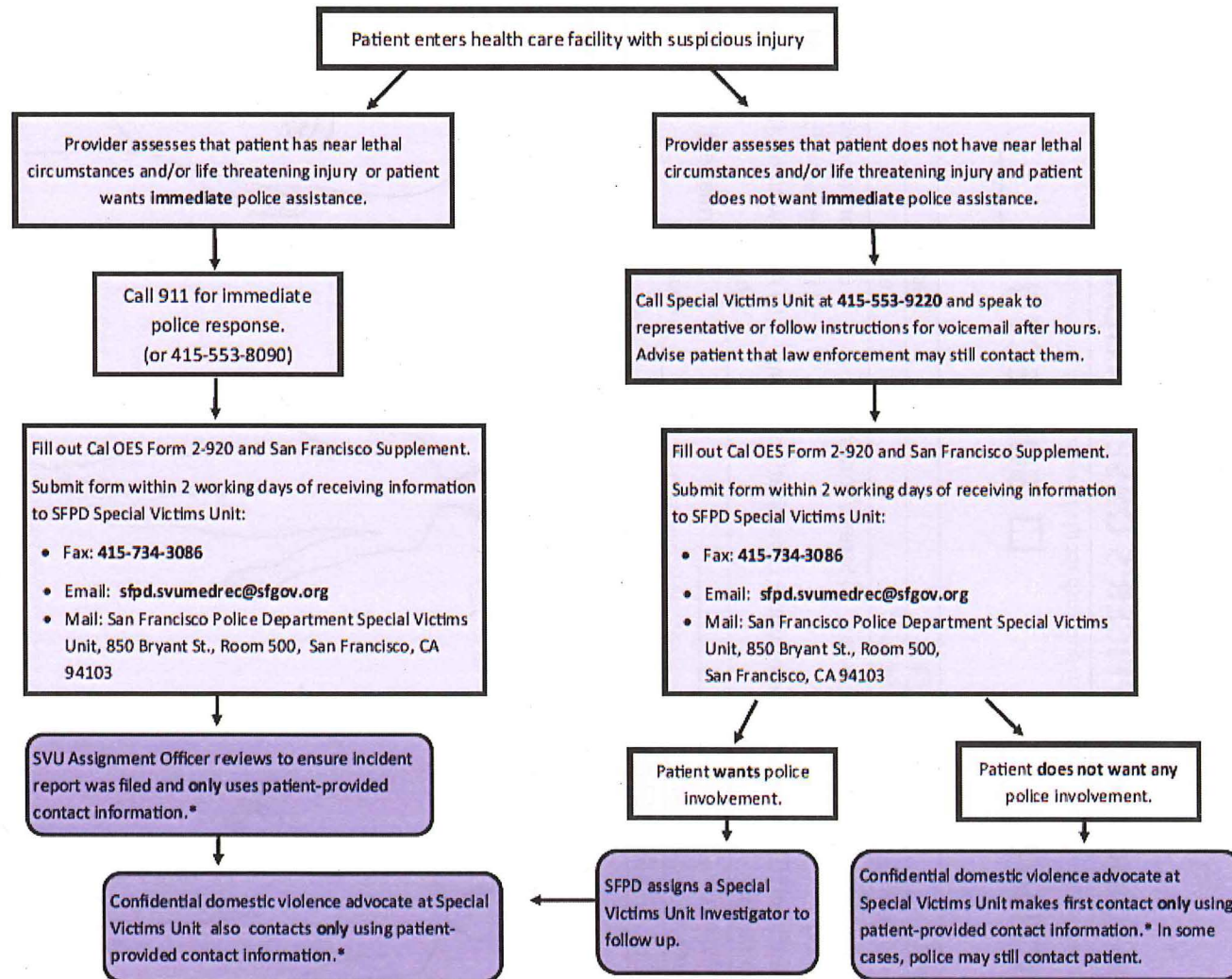
If the suspect is not onscene, the call shall be prioritized as a 'B' priority and a unit will be sent from the district of occurrence.

'C' Priority:

Hospital reports will no longer be coded as a 'C' priority.

Related Material: LA17-024 Mandated Reporting of Adult 261s by Hospital Personnel

San Francisco Health Care Provider Reports of Suspicious Injury to Law Enforcement Flowchart



*See San Francisco Supplement to Health Practitioner Suspicious Injury Report

Appendix D: Elder Abuse Checklists

SFPD ELDER ABUSE OFFICER'S OBSERVATIONS CASE NO: _____

Complete a separate form for each victim and suspect (For financial abuse fill out reverse side)

VICTIM # _____ SUSPECT # _____

NAME

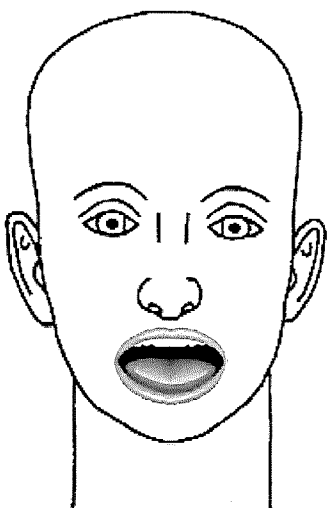
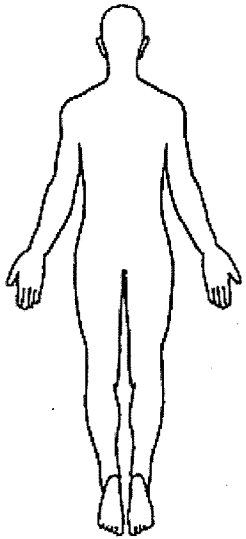
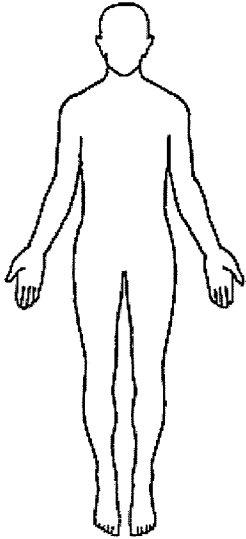
Last Name:		First:	Middle:
<input type="checkbox"/> Male <input type="checkbox"/> Female	Height:		Weight:
Place of Interview: <input type="checkbox"/> Hospital <input type="checkbox"/> Home <input type="checkbox"/> Street/community <input type="checkbox"/> Institution		<input type="checkbox"/> 65 years or older <input type="checkbox"/> Dependent adult (18-64 y/o) <input type="checkbox"/> Adult with disability (18-64 y/o)	
Place of Incident: <input type="checkbox"/> Home or in community <input type="checkbox"/> Institution or long term care facility		<input type="checkbox"/> permanent <input type="checkbox"/> temporary disability	
Language spoken: _____			
Translator's name, if used: _____			
Influence of: <input type="checkbox"/> Alcohol <input type="checkbox"/> Drugs <input type="checkbox"/> N/A <input type="checkbox"/> Other: _____			

MARK LOCATION OF VISIBLE INJURIES AND REPORTED PAIN BESIDE EACH MARK

*check toenails, fingernails, teeth, feeding tubes, bedsores, bruising, etc.

WRITE SHORT EXPLANATION

**TAKE PHOTOGRAPHS!!



DEMEANOR ON ARRIVAL: Alert Unconscious Angry Apologetic Tearful/Crying Calm Fearful Agitated Threatening Other: (continue on narrative if necessary) _____

APPEARANCE: *Check if anything is notable and include details in narrative. (Take photographs and videos)

INDIVIDUAL: How/where found: _____			ENVIRONMENT:		
<input type="checkbox"/> Clothes (weather appropriate, layers, etc.)	<input type="checkbox"/> Nourished	<input type="checkbox"/> Overall hygiene	<input type="checkbox"/> Smells/Odors	<input type="checkbox"/> Garbage	<input type="checkbox"/> Fire hazards (items near stoves or heaters, oxygen tank-contact SFFD)
<input type="checkbox"/> Teeth	<input type="checkbox"/> Hydrated	<input type="checkbox"/> Other _____	<input type="checkbox"/> Clutter	<input type="checkbox"/> Pests	<input type="checkbox"/> Other _____
<input type="checkbox"/> Body	<input type="checkbox"/> Body		<input type="checkbox"/> Pathways to walk (in and outside)	<input type="checkbox"/> Pets/Animals	
	<input type="checkbox"/> Overall hygiene			<input type="checkbox"/> Working Utilities	

MOBILITY: Uses cane Uses Walker Uses Wheel-chair Confined to Bed

SPONTANEOUS STATEMENTS _____ (continue on narrative if necessary)

MEDICAL TREATMENT: Caregiver _____, Caregiver the suspect? Yes No

Medications out? (empty bottles, multiple doctors?) NOTES: _____ (continue on narrative if necessary)

None. Explain: _____

Treated at scene. Paramedic #: _____ Paramedic Name: _____

Treated at hospital. Name of hospital: _____ Treating physician: _____

Seeking other treatment. Where? _____ Treating physician: _____ Timeframe: _____

Refused medical treatment. Explain: _____

(VICTIM MEDICAL RELEASE) TO ALL HEALTH CARE PROVIDERS: (If there are concerns about competency, please consult Power Of Attorney)

Having been advised of my right to refuse, I hereby consent to the release of my medical records pertaining to this incident to law enforcement and/or the District Attorney's Office. _____

(Print Name)

Signature)

SFPD ELDER ABUSE SUPPLEMENTAL CHECKLIST CASE NO: _____

<p>RELATIONSHIP</p> <p>Length of relationship: _____ yrs _____ mos If applicable, date ended: _____</p> <p> <input type="checkbox"/> Spouse <input type="checkbox"/> Cohabitants <input type="checkbox"/> Neighbor <input type="checkbox"/> Former spouse <input type="checkbox"/> Former Cohabitants <input type="checkbox"/> Relative _____ <input type="checkbox"/> Engaged <input type="checkbox"/> Same Sex: <input type="checkbox"/> Professional <input type="checkbox"/> Dating <input type="checkbox"/> M/M <input type="checkbox"/> F/F <input type="checkbox"/> Acquaintance <input type="checkbox"/> Formerly dating <input type="checkbox"/> Caregiver <input type="checkbox"/> Stranger <input type="checkbox"/> Tenant <input type="checkbox"/> Paid <input type="checkbox"/> Other _____ <input type="checkbox"/> Unpaid </p>	<p>PENAL CODES</p> <p>368 PC: causing pain, suffering, or injury to an elder (65+) or dependent adult; theft or embezzlement; false imprisonment 368(b)(1) PC: causing/permitting physical or emotional harm with GBI or death likely 368(c) PC: causing/permitting <i>any</i> physical or emotional harm 368(d) PC: theft, embezzlement, forgery, ID theft, or fraud 368(e) PC: theft, embezzlement, forgery, ID theft, or fraud <i>by a caregiver</i> 368(f) PC: false imprisonment by violence/fraud</p>
<p>SUSPECT STATUS <input type="checkbox"/> Open <input type="checkbox"/> Pending</p> <p>Suspect currently on parole or probation: <input type="checkbox"/> Unknown</p> <p><input type="checkbox"/> Probation: Court _____ Prob. Officer _____ Exp. Date: _____</p> <p><input type="checkbox"/> Parole: Court _____ Parole Officer _____ Exp. Date: _____</p> <p>Suspect has 5150 History: <input type="checkbox"/> Yes <input type="checkbox"/> No <input type="checkbox"/> Unknown</p>	<p>VICTIM STATUS</p> <p><input type="checkbox"/> Conservatorship: _____</p> <p><input type="checkbox"/> Durable Power of Attorney: _____ <input type="checkbox"/> Health <input type="checkbox"/> Financial/Fiduciary</p>
<p>PROTECTIVE ORDERS <input type="checkbox"/> Yes <input type="checkbox"/> No <input type="checkbox"/> Unknown</p> <p><input type="checkbox"/> Elder abuse restraining order</p> <p><input type="checkbox"/> Criminal Protective Order (CPO)</p> <p><input type="checkbox"/> EPO <input type="checkbox"/> Restraining Order</p> <p><input type="checkbox"/> Current <input type="checkbox"/> Expired Served: <input type="checkbox"/> Yes <input type="checkbox"/> No</p> <p>Issuing county: _____ Court No./File No.: _____</p> <p>Date issued: _____ Copy attached: <input type="checkbox"/> Yes <input type="checkbox"/> No</p>	<p>EMERGENCY PROTECTIVE ORDER</p> <p>EPO Issued: <input type="checkbox"/> Yes: Issuing Judge: _____ Expiration date: _____</p> <p><input type="checkbox"/> No: Reason: _____ Judge: _____</p> <p>Served: <input type="checkbox"/> Yes. All terms explained: <input type="checkbox"/> Yes <input type="checkbox"/> No _____ <input type="checkbox"/> No _____</p> <p>Copy booked with supplemental: <input type="checkbox"/> Yes <input type="checkbox"/> No</p>
<p>FINANCIAL ABUSE (Explain details in narrative)</p> <p>Suspected financial abuse: <input type="checkbox"/> Yes <input type="checkbox"/> No <input type="checkbox"/> Unknown</p> <p>Did officers observe unopened mail, including bills? <input type="checkbox"/> Yes <input type="checkbox"/> No</p> <p>Evidence collected: <input type="checkbox"/> Bank Statements <input type="checkbox"/> Bills <input type="checkbox"/> Other</p>	<p>Did officers inquire about:</p> <p>how victim handles finances? <input type="checkbox"/> Yes <input type="checkbox"/> No</p> <p>if anyone is taking things without permission? <input type="checkbox"/> Yes <input type="checkbox"/> No</p> <p>if anyone is making the victim sign documents? <input type="checkbox"/> Yes <input type="checkbox"/> No</p>

EVIDENCE COLLECTED

Description	Collected	Location booked
Photos: <input type="checkbox"/> Victim <input type="checkbox"/> Suspect <input type="checkbox"/> Scene (indoor & outdoor) <input type="checkbox"/> Other (name) _____ Photos taken by: <input type="checkbox"/> Reporting Officer <input type="checkbox"/> Other _____ <input type="checkbox"/> Star _____ None taken because: _____	<input type="checkbox"/> Yes <input type="checkbox"/> No _____	_____
Physical evidence/Weapon used (Describe) <input type="checkbox"/> Impounded for safety per PC §12028.5 1) _____ 2) _____	<input type="checkbox"/> Yes <input type="checkbox"/> No _____	_____
Witness Statements: <input type="checkbox"/> Victim <input type="checkbox"/> Suspect <input type="checkbox"/> Other (name) _____ Statement form: <input type="checkbox"/> Video Recorded <input type="checkbox"/> Audio Taped <input type="checkbox"/> Written	<input type="checkbox"/> Yes <input type="checkbox"/> No _____	On CD/Thumbdrive: <input type="checkbox"/> Yes <input type="checkbox"/> No _____
911 caller: <input type="checkbox"/> Victim <input type="checkbox"/> Other (name) _____ (Interviewed/statement)	<input type="checkbox"/> Yes <input type="checkbox"/> No _____	_____
Cross reported: Reporting Officer _____ Star _____ <input type="checkbox"/> Adult Protective Services (415-355-6700) – all abuse occurring in home or community <input type="checkbox"/> Ombudsman (415-751-9788) – all abuse occurring in institution or long term care facility	<input type="checkbox"/> Yes <input type="checkbox"/> No _____	When reported: _____

For additional names, include in narrative

WITNESSES PRESENT

NAME	DOB/AGE	FORMAL STATEMENT TAKEN	DEMEAN OR	WITNESS'S SPONTANEOUS STATEMENTS
_____	_____	<input type="checkbox"/> Yes <input type="checkbox"/> No	_____	_____
_____	_____	<input type="checkbox"/> Yes <input type="checkbox"/> No	_____	_____
_____	_____	<input type="checkbox"/> Yes <input type="checkbox"/> No	_____	_____

Appendix E: Unit Order regarding the protocol to be followed by assignment officer when assigning Domestic Violence cases & DOC Call-Out Memo for Domestic Violence Cases

<h1>UNIT ORDER</h1>	UNIT INDEX NUMBER	17-04
	DATE ISSUED	5/2/17
	DATE REVISED	
SUBJECT: The protocol to be followed by assignment officer when assigning Domestic Violence Cases		
ISSUED TO: Special Victims Unit	ISSUED BY: <i>U. Bailey</i> Captain Una Bailey	
<p>Purpose:</p> <p>To provide a clear and concise assignment criteria for the assignment of Domestic Violence Cases by the assignment officer.</p> <p>Responsibilities:</p> <p>Cases shall be assigned as follows</p> <ol style="list-style-type: none"> 1. All Felony arrests are assigned. 2. All misdemeanor arrests are assigned to ADA and reviewed for charging by ADA DV Unit. <p>The assignment officer shall complete the following for non-arrest reports (GOA: Gone on Arrival Reports)</p> <ul style="list-style-type: none"> * Read all reports and review the report for documentation of criminal history and history with respect to domestic violence, including stalking or criminal threats. * Run all suspects to determine probation or parole status or pending criminal case. * If on probation, post release community supervision (PRCS), or mandatory supervision, probation notified and a copy of report is hand carried to Adult Probation office where the reports are signed for and receipt maintained at SVU, and noted in log sheet. * If on parole, call and fax a copy of report to parole agent and note in log sheet. * If suspect is on probation out of county, fax a copy of report to out of county probation officers and note in log sheet. * If pending domestic violence criminal case, a copy of the report with QCA attached shall be left for pick up at SVU in the outbox used by the District Attorney DV Unit. <p>Assignment officer shall assign non-arrest cases based on any of the following factors:</p> <ul style="list-style-type: none"> * Pending criminal case. * Seriousness of injuries. 		

SFPD 427 (6/91) *

Unit Order, continued:

- * Victim has been strangled resulting in one of the following: loss of consciousness, presence of petechiae, has urinated, defecated or vomited or has been transported to a medical facility.
 - * Victim has incurred major physical trauma i.e. stabbed, gunshot wounds, broken bones, severe disfigurement, head trauma, burns, wounds requiring sutures.
 - * A firearm or weapon was used or was present.
 - * Victim is pregnant and has reported a physical assault and/or physical trauma.
 - * Repeated unwanted contacts with victim where victim has been threatened or is in fear for his/her life, number and seriousness considered.
 - * Stalking behavior: credible threat and unwanted repeated contacts or weapon involved.
 - * Violation of court order (including Emergency Protective Order, Criminal Protective Order, or Civil Restraining Order): (always forward a copy to ADA and Probation/parole).
 - where there is stalking behavior,
 - credible threats,
 - unwanted contacts,
 - repeated violations,
 - seriousness or level of concern associated with suspect actions.
 - court order violation where there is a pending criminal case.
 - * Criminal History: seriousness or extent of criminal record.
 - * Victim is in immediate risk of physical harm.
 - * Prior domestic violence incidents, including documented and undocumented incidents, by same suspect against the same or other victims.
 - * Suspect is on parole, probation, post release community supervision (PRCS), or mandatory supervision.
 - * SFPD member is seriously injured while handling the incident.
 - * Incident could be a potentially high profile media case
- The assignment officer shall ensure that the following is completed for all unassigned cases.**
- * Any case that is not assigned for further investigation becomes a filed case.
 - * All Victims are called and the call is logged onto a log sheet which documents case #, time, date contacted and what action the victim wants to take, including use of interpreter or language line for LEP victims.
 - * All victims shall be contacted and given the following information:

SFPD 427 (09/1)

Unit Order, continued:

- The option of coming to SVU for follow up and assignment of their case. All victims who come to SVU for follow up will have their case assigned for further investigation.
- Advisement regarding how to acquire a restraining order;
- All file case shall be provided to the Domestic Violence Lieutenant for final review and approval.

The assignment officer shall ensure the appropriate referrals to Domestic Violence Advocates are made by completing the following

- * All domestic violence reports shall be forwarded to La Casa advocates
- * All domestic violence reports shall be forwarded to Victim Services
- * All reports that involves a child 6years old and under shall be forwarded to Safe Start.
- * All reports involving children shall be forwarded to Child Protective Services if factors discussed in DGO 6.09, section III.G, are present, unless the report already states that CPS has been notified.

The Assignment Officer will process all Health Care Provider Reports of Suspicious Injury Reports to Law Enforcement per Unit Order 17-05

SFPD 427 (0/91)

Memorandum

San Francisco Police Department



To: DOC
All District Stations

From: Captain Una Bailey
Special Victims Unit

Date: Friday, April 21, 2017

Subject: Special Victims Unit - Domestic Violence DOC Notification

	APPROVED	YES	NO	
CMDR. GREG MCEACHERN #1124	<input checked="" type="checkbox"/>	<input checked="" type="checkbox"/>	<input type="checkbox"/>	4/24/17
Deputy Chief Redmond #1757 SFPD Operations Bureau	<input checked="" type="checkbox"/>	<input checked="" type="checkbox"/>	<input type="checkbox"/>	
	<input type="checkbox"/>	<input type="checkbox"/>	<input type="checkbox"/>	

Issue:

DOC personnel shall notify the Special Victims Unit On-Call investigators at all hours when a domestic violence and or a domestic violence stalking incident has occurred. DOC personnel shall adhere to the following below listed protocols.

Notification Protocol:

Felony Arrest and Non-Arrest Incidents:

DOC shall notify the On-Call Special Victims Unit Investigators in all felony arrests and non-arrest incidents involving domestic violence and or domestic violence stalking during normal business hours or evening hours if any of the following conditions are present as listed below.

1. Victim has been strangled resulting in one or more of the following: loss of consciousness, presence of petechiae, has urinated, defecated or vomited, or has been transported to an Emergency Room or a Medical Facility.
2. Victim has incurred major physical trauma e.g. (Stabbed, gunshot wounds, broken bones, severe disfiguration, head trauma, burns, wounds requiring sutures.)
3. A firearm or weapon was used or was present.
4. The crime is on-going or falls within the provision of DGO 8.01 (Critical Incident, kidnapping, barricaded suspect, hostage situation, etc.)
5. The victim is pregnant and has reported a physical assault and/or physical trauma.
6. A homicide has occurred in which domestic violence or domestic violence stalking may be a factor.

2017 APR 26 A 9:35
 S.F.P.D. Operations Bureau



SFPD-68 (03/89) *

7. Repeated unwanted contacts with victim where victim has been threatened or is in fear for his/her life.
8. When there is a violation of any court order, such as an Emergency Protective Order (EPO), criminal protective order (CPO) or civil restraining order which involves:
 - stalking behavior;
 - credible threats;
 - unwanted contacts;
 - repeated violations;
 - violence.
9. Prior DV incidents involving criminal threats or violence by same suspect.
10. The suspect is outstanding and there is credible information that the victim is in immediate risk of physical harm or that the suspect has made criminal threats.
11. There is a pending domestic violence criminal case or the suspect is on probation, post release community supervision (PRCS), mandatory supervision, or parole, for a domestic violence related incident.
12. SFPD member is seriously injured while handling the incident.
13. The incident is or could be a potentially high profile media case.
14. At the direction of the Officer-in-Charge of the Special Victims Unit.

Conclusion:

If DOC personnel have any questions regarding the call-out criteria, they should contact the Special Victims Unit directly during business hours and or contact the on-call investigator after hours or notify the Special Victims Unit Officer-in-Charge.

Appendix F: Sheriff's Department Employee Involved Domestic Violence Policy & Brochure

SAN FRANCISCO SHERIFF'S DEPARTMENT  POLICY AND PROCEDURE		Date Issued: 07/05/2017 Policy #: SFSD 02-36
		Last Revised:
		Related Policies: SFSD 02-02 - Critical Incident Notification SFSD 02-03 - Incident Report SFSD 02-01 - Rules and Regulations SFSD 02-05 - Work Rules
		Approved By:  Vicki L. Hennessy, Sheriff
Chapter: 02 Legal Enforcement and Operations		Title: Employee-Involved Domestic Violence Criminal Complaint

POLICY: San Francisco Sheriff's Department (SFSD) employees, who, within our jurisdiction, respond to investigate an employee-involved domestic violence incident shall adhere to the California Penal Code, SFSD policies and procedures and the Peace Officer Bill of Rights.

PURPOSE: To ensure employee-involved domestic violence is investigated and reported according to federal / state / local law, SFSD policies and procedures and applicable administrative actions.

I. General:

- A. Within our primary jurisdiction, the SFSD shall thoroughly and objectively investigate all allegations of domestic violence by its employees, whether sworn or non-sworn.
- B. The arrest of an employee, whether on or off-duty, is a serious incident.
- C. Employee-involved domestic violence incidents are confidential investigations.
- D. Sworn employees who respond to or investigate an employee-involved domestic violence incident shall ensure that the confidentiality of any report, victim or employee is properly protected.
 1. Additionally, in any case where a sworn employee may be subject to discipline, the Peace Officer Bill of Rights must be adhered to.
- E. Applicants seeking peace officer employment to the SFSD who have been convicted of an offense originating from domestic violence or a domestic violence-related offense shall not be considered for employment.
 1. Domestic Violence means abuse committed against an adult or a minor who is a spouse, former spouse, cohabitant, former cohabitant, or person with whom the suspect has had a child or is having or has had a dating or engagement relationship. For purposes of this subdivision, "cohabitant" means two unrelated adult persons living together for a substantial period of time, resulting in some permanency of relationship.

II. Procedures:

- A. A sworn employee, who is dispatched (within his / her jurisdiction) to an employee-involved domestic violence incident, shall ensure his / her actions conform to legal requirements and SFSD policy and procedure.

Employee-Involved Domestic Violence Criminal Complaint

1. A sworn employee shall verbally notify a sworn supervisor who shall respond to the scene and determine whether a crime has occurred. If a crime has occurred, the sworn supervisor shall notify his / her division commander through the chain-of-command
 2. A sworn employee shall document his / her observations and actions in writing for inclusion in an incident report. The incident report shall include the notification, listing the time of notification and the name of the employee(s) notified.
- B. Upon learning that an employee in his / her command has been arrested, is a suspect or is a restrained party on a restraining order, the facility / section / unit commander shall notify the Sheriff through the chain of command via confidential memorandum.
1. If the Sheriff has been arrested, is a suspect or is a restrained party on a restraining order, the Undersheriff shall notify the following:
 - a. Mayor
 - b. City Attorney
 - c. President of the Board of Supervisors
- C. In the event that another agency reports an employee-involved domestic violence incident, the employee receiving such information shall immediately notify his / her sworn supervisor. The sworn supervisor shall ensure that the proper notifications listed as above are made.
- D. As with any allegation of criminal misconduct involving an employee, separate criminal and administrative investigations shall be conducted in accordance with federal / state / local law and SFSD policy.
1. The Criminal Investigation Unit shall have the primary responsibility for the criminal investigation, within the primary jurisdiction of the Sheriff. The investigator shall advise the unit commander of the Criminal Investigations Unit, providing assistance regarding resources, procedure, case law and other issues; this shall include, but is not limited to, information including domestic violence advocates, available shelters, victim confidentiality, etc.
 2. Internal Affairs shall have the primary responsibility for the administrative investigation and shall be responsible for the coordination of administrative matters.
- E. Any sworn employee who is aware that he / she has been named as a suspect and / or named as a restrained party on a protective order in a domestic violence incident shall immediately notify his / her facility / section / unit commander.
1. The sworn employee may be subject to a detail assignment pending the resolution of the matter.
 2. When directed, the sworn employee shall surrender his / her department-issued firearm(s) to the Internal Affairs or Criminal Investigation Unit investigator or an employee designated by the Sheriff or Undersheriff.

Employee-Involved Domestic Violence Criminal Complaint

- a. With probable cause and pursuant to state law the sworn employee's personal firearms shall be seized and booked into evidence.
 3. When directed, the employee shall surrender any department-issued electronic device to the Criminal Investigation Unit investigator or his / her facility / section / unit commander.
 4. While an investigation of an employee regarding an employee-involved domestic violence allegation is on-going, the SFSD shall review whether the employee's access to the SFSD's computer databases, such as CLETS, should continue or be suspended, in accordance with state law and policy.
- F. Employees of the SFSD that are the subject of a domestic violence investigation shall not appear at any employee-involved domestic violence-related court proceeding while on-duty, except as specifically ordered by a subpoena or as ordered by executive command staff.
1. While off-duty, employees appearing at an employee-involved domestic violence related court proceeding shall not wear or display any SFSD identification, star or insignia.

III. Forms:

Not Applicable

IV. Reference:

Penal Code Section 136 et. seq.
 Penal Code Section 166 et seq.
 Penal Code Section 243(e)(1)
 Penal Code Section 273.5
 Penal Code Section 273.6
 Penal Code Section 836 et. seq.
 Penal Code Section 853 et. seq.
 Penal Code Section 18250
 Penal Code Section 13700(b)
 Government Code Section 6254
 Domestic Violence Referral Card
 Peace Officer Bill of Rights

Domestic Violence Survivor Resources

For domestic violence emergency: Call 911

Domestic Violence Crisis Lines

WOMAN, INC.
(415) 864-4722

San Francisco Women Against Rape
(415) 647-7273

National Domestic Violence Hotline
(800) 799-SAFE (7233)

Emergency Shelter

Asian Women's Shelter
(877) 751-0890

La Casa de las Madres
(877) 503-1850

Riley Center
(415) 255-0165

Law Enforcement

San Francisco Police Department, Special Victims Unit
(415) 553-9225
9 a.m.-5 p.m. Monday-Friday

District Attorney's Office, Victim Services Division
(415) 553-9044
8 a.m.-4 p.m. Monday-Friday

Legal Support

Asian Pacific Islander Legal Outreach
(415) 567-6255

Bay Area Legal Aid
(415) 982-1300

Cooperative Restraining Order Clinic
(415) 255-0165

Immigration Center for Women and Children
(415) 861-1449

Justice & Diversity Center of the San Francisco Bar Association
(415) 989-1616

LGBTQ Support Services

Community United Against Violence
(415) 333-4357

Batterer's Intervention

Glide (415) 674-6195
POCOVI (Spanish) (415) 552-1361


San Francisco Bay Counseling
(415) 759-6500

VINE

Register to receive notification of the release of an offender, go online to VINE.com or call (877) 411-5588.

In addition to the domestic violence services listed above, **Look to End Abuse Permanently (LEAP)** has a variety of resources available on its website: www.leapsf.org.

SAN FRANCISCO SHERIFF'S DEPARTMENT



SERVING YOUR DOMESTIC VIOLENCE RESTRAINING ORDER

San Francisco Sheriff's Department
City Hall, Room 456
One Dr. Carlton B. Goodlett Place
San Francisco, CA 94102

Vicki L. Hennessy, Sheriff

www.sfsheriff.com

Did you know the San Francisco Sheriff's Department will serve your domestic violence restraining order for free?

All you need to do is bring two complete sets of the restraining order to:

**Sheriff's Civil Unit,
Room 456, City Hall,
San Francisco.**

We are open **Monday-Friday,
8 a.m. to 5 p.m.**

We will give you an instruction sheet to complete and sign. Please note that the instruction sheet **must** be signed by you or your attorney. Your family, friends or anyone else cannot sign the form for you.

Please provide us with a fixed address where the person who is to be served either lives or works. We cannot serve the order without an address. Please tell us the best time for us to serve the restraining order. We can serve restraining orders during the following days and times:

Monday	10 a.m. – 7 p.m.
Tuesday	7 a.m. – 6 p.m.
Wednesday	8 a.m. – 6 p.m.
Thursday	7 a.m. – 7 p.m.
Friday	8 a.m. – 6 p.m.

We do not serve restraining orders on weekends and holidays.

Bring your restraining order to the Sheriff's Civil Unit as soon as you pick it up from the court to give us enough time to serve it. This is because your restraining order generally must be served at

least 5 days before the court date stated on the DV 110 form. We will make up to three attempts to serve the person at the address you give us, so the more lead time we have, the better.

Please note that the San Francisco Sheriff's Department can only serve individuals in San Francisco. If the person you need to be served is in another county, you should contact the Sheriff of that county. The ACCESS Center at the Civic Center Courthouse, 400 McAllister Street, Room 509, San Francisco, has a listing of Bay Area Sheriff's Departments.

If you have any additional questions, contact us at **(415) 554-7235**.

Appendix G: Strategic Planning Retreat Materials

Participants

Katie Albright, San Francisco Child Abuse Prevention Center

Cpt. Una Bailey, San Francisco Police Department

Judge Tracie Brown, Superior Court

Shannon Bulleri, Adult Probation

Sylvia Deporto, Human Services Agency

Freda Randolph Glenn, Department of Child Support Services

Delia Ginorio, Sheriff's Department

Heather Grives, Department on Emergency Management

Elise Hansell, Department on the Status of Women

Paula Hernandez, Juvenile Probation

Minouche Kandel, Department on the Status of Women

Leigh Kimberg, Department of Public Health

Jerel McCrary, Bay Area Legal Aid

Maggie McHale, Department on the Status of Women

Emily Murase, Department on the Status of Women

Jill Nielson, Adult Protective Services

Shawna Reeves, Institute on Aging

Liz Aguilar Tarchi, District Attorney's Office

Beverly Upton, Domestic Violence Consortium

Arati Vasan, Asian Pacific Islander Legal Outreach

San Francisco Family Violence Council: Strategic Planning Retreat

December 12, 2016 **9 am—1 pm**

Futures Without Violence. 100 Montomerv Street. San Francisco. CA

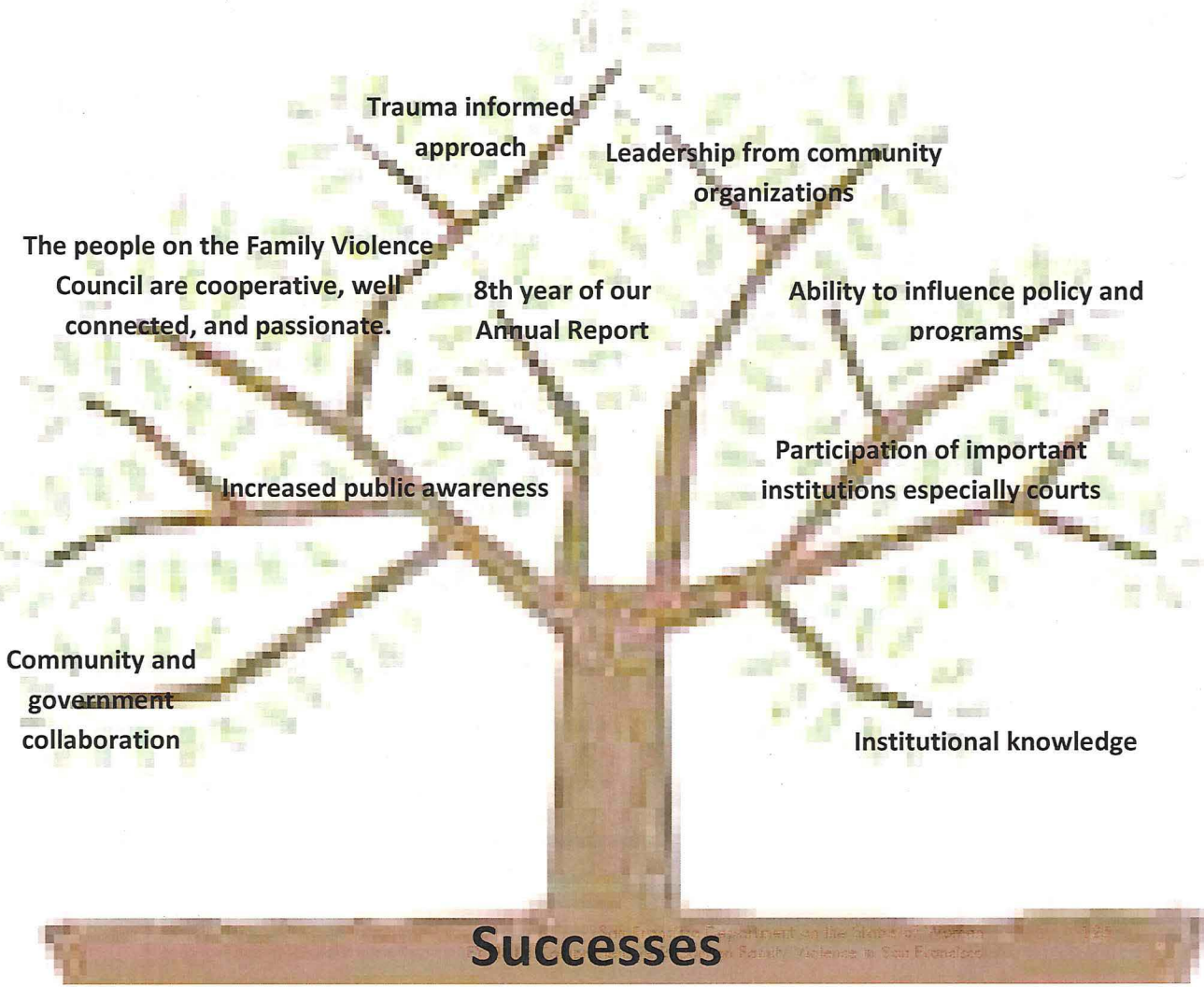
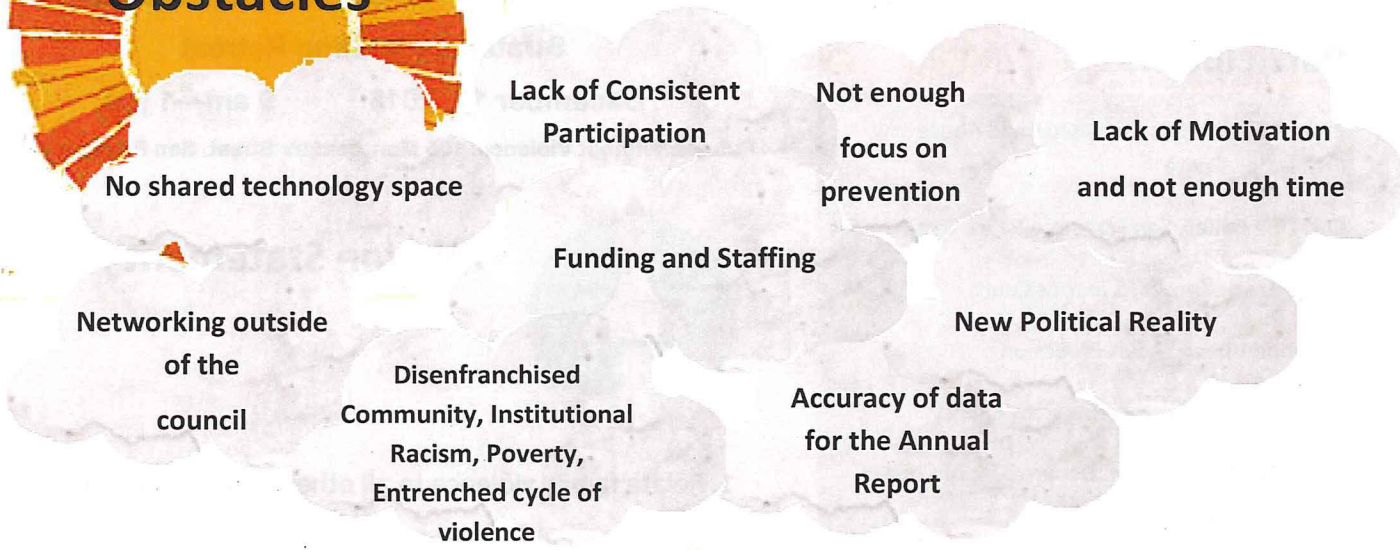


Mission Statement Revise

1. Relate family violence to all other forms of violence.
2. Simplify and reorganize the statement to read more like a mission.
3. Include data published through our annual report.
4. Advises the Mayor and the Board of Supervisors.
5. Prevention in addition to response.
6. Goal to end Family Violence.
7. Emphasize unique collaboration of government organizations and community based organizations.
8. Include abuse towards parents and animals within our framework.

Thank You!

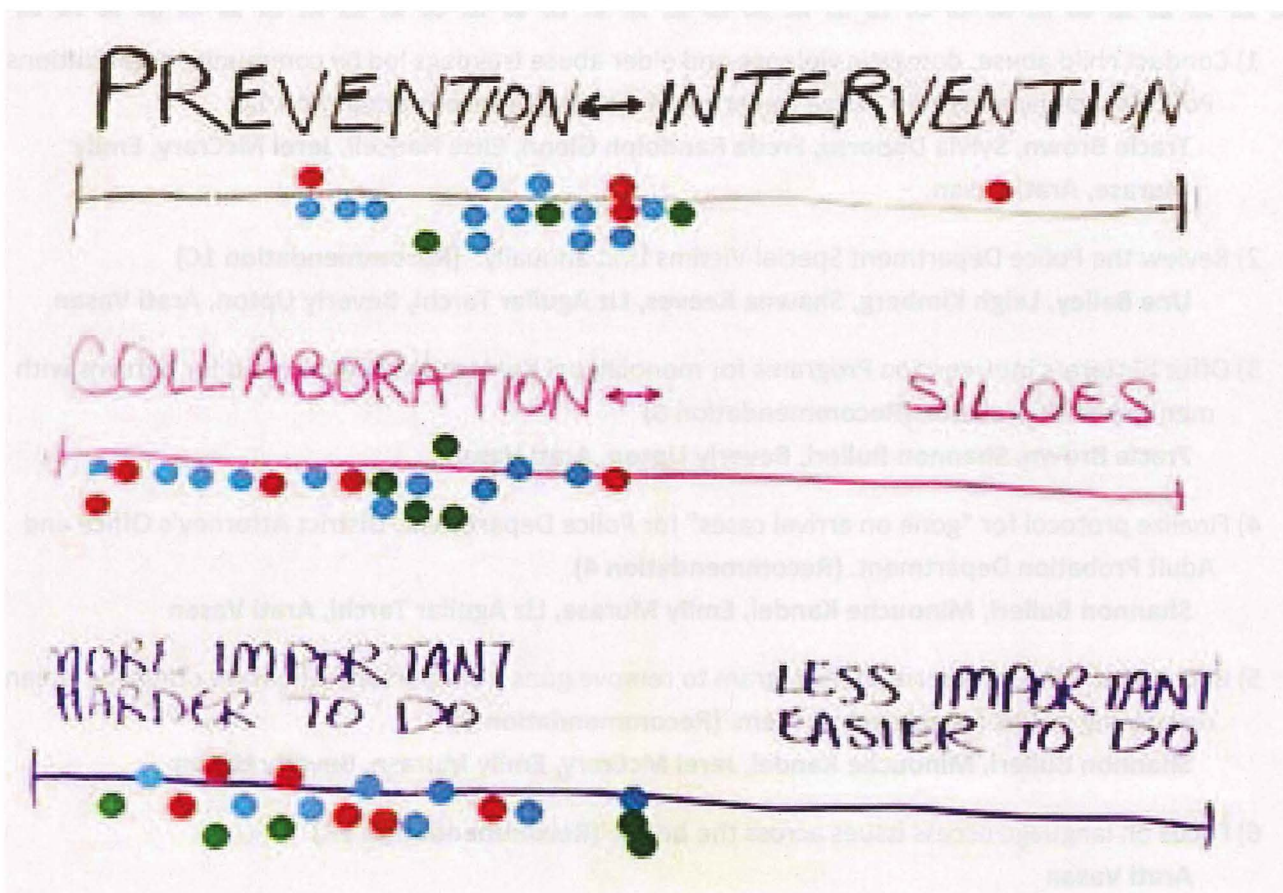
- Futures Without Violence for hosting us in their beautiful space.
- Lenore Goldman for skillfully facilitating our retreat.
- All attendees for bringing your passion and ideas, and for all of the work you each do.



Prioritization of Recommendations from FY 2015 Family Violence Council Report

- 1) Conduct child abuse, domestic violence and elder abuse trainings led by community organizations at Police Academy and other Police Department trainings. **(Recommendation 11)**
Tracie Brown, Sylvia Deporto, Freda Randolph Glenn, Elise Hansell, Jerel McCrary, Emily Murase, Arati Vasan,
- 2) Review the Police Department Special Victims Unit annually. **(Recommendation 1C)**
Una Bailey, Leigh Kimberg, Shawna Reeves, Liz Aguilar Tarchi, Beverly Upton, Arati Vasan
- 3) Offer Batterers Intervention Programs for monolingual Cantonese speakers, and for persons with mental health problem. **(Recommendation 8)**
Tracie Brown, Shannon Bulleri, Beverly Upton, Arati Vasan
- 4) Finalize protocol for “gone on arrival cases” for Police Department, District Attorney’s Office and Adult Probation Department. **(Recommendation 4)**
Shannon Bulleri, Minouche Kandel, Emily Murase, Liz Aguilar Tarchi, Arati Vasan
- 5) Implement a firearms surrender program to remove guns from persons who have domestic violence restraining orders issued against them. **(Recommendation 6)**
Shannon Bulleri, Minouche Kandel, Jerel McCrary, Emily Murase, Beverly Upton
- 6) Focus on language access issues across the board. **(Recommendation 1A)**
Arati Vasan
- 7) Support the work of the Children’s Advocacy Center public-private partnership to implement updated practices for sharing information during a child abuse investigation and use of a shared database. **(Recommendation 3)**
Katie Albright, Sylvia Deporto
- 8) Finalize a supplementary form to the legally mandated OES-920 for healthcare reports of injuries due to assault or abusive conduct. **(Recommendation 5)**
Minouche Kandel, Jill Nielson, Arati Vasan
- 9) Review investigation and prosecution data for stalking cases. **(Recommendation 7)**
Liz Aguilar Tarchi
- 10) Members will report information on what family violence training is being received by Family Violence Council member agencies. **(Recommendation 10)**
Katie Albright, Emily Murase, Arati Vasan
- 11) Standardize criteria for which deaths should be considered by death review teams to be child abuse, domestic violence, or elder abuse deaths. **(Recommendation 2)**
Shawna Reeves, Katie Albright

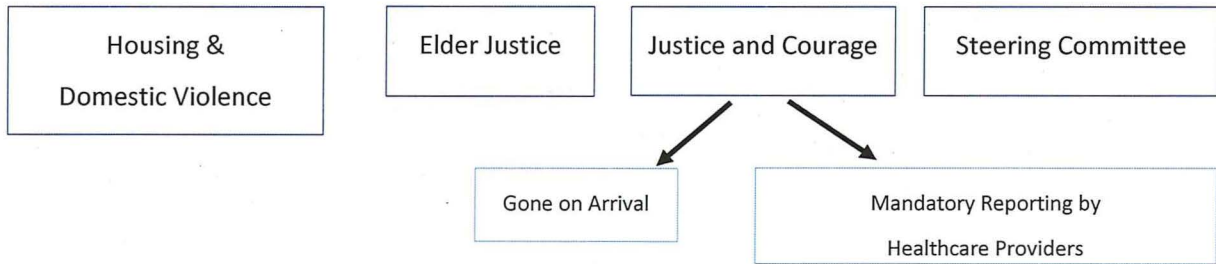
How We Should Balance Our Work



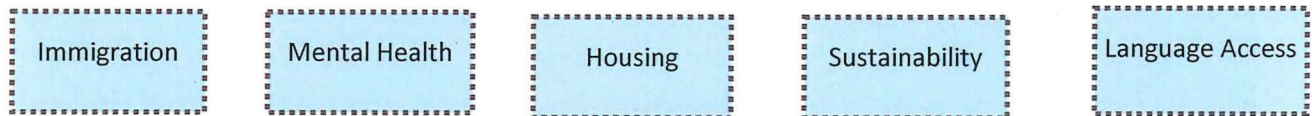
Our current work does not reflect the desired balance between prevention and intervention, as we currently focus far more on intervention.

Committee Structure Rethink

Current Family Violence Council Structure



Possible New Committees



Questions to Think About

What is the communication structure of the Family Violence Council?


How do we interact with other committees that exist outside of the Family Violence Council and work on related issues?

Does the Council need a Prevention Committee?

Should there be a Training Committee?

Should all committees address cross-cutting issues such as mental health, housing, language access, data, funding, staffing?

Does the Domestic Violence & Housing Committee still make sense as part of Family Violence Council?



What distinguishes a committee and a workgroup?

Suggestions for Improving How Committees Function

- * Create a list of collaborative groups that exist outside the Family Violence Council and work on related issues. Who sits on what committee and who works with what groups?
- * Members should try to make connections at all of the different tables at which they sit.
- * Create an easier way to collaborate, like a shared google doc or a google drive.
- * Create a process where there is a regular report back from a representative of each committee at quarterly meetings.
- * Shared responsibility for staffing committees.
- * Receive information from Probation and the Courts on successes and obstacles of those who are sentenced in order to know what has to be changed and what we can do to address recidivism.
- * Orient new committee participants with history and purpose of committee.

Five Year Plan Re-Prioritized Goals

Language Access

- Provide access to City's Language Line account for community based organizations receiving City contracts.
- Create a video for the police department district station that informs victims of LEP rights.
- Bilingual officer recertification
- Create a factsheet on best practices
- Assess bilingual recruitment process routinely.

Fundraising

- Focus on private funding due to the current freeze in City budget.
- Ask funders for \$60,000 to hire a consultant/ grant writer.
- Include administrative costs in the grant.

Training

- Conduct a training needs assessment.
- Create a "101" basic course and an advanced course.
- Create a centralized web site
- Trainers must be certified and paid.
- Create webinars and interactive trainings
- The training location could be Futures without Violence.

Sustainability

- Survey needs of Family Violence Council supported non- profits.
- Family Violence Council should advocate funding levels for community based organizations and continue with even basic COLAs.
- The city should encourage private business assistance to community based organizations.
- Co-location of services and collaboration of community based organizations.
- Policies should encourage staff continuity. An example would be housing assistance for non-profit employees.
- The Family Violence Council should create a high level task force to review and implement resources for sustainability.

Appendix H: Department of Emergency Management Prioritization of Calls from Adult Protective Services & Child Protective Services



Training Bulletin

Division of Emergency Communications

Topic:	Prioritization of 905 (SFFD, CPS, APS)	Date:	6/20/17
By:	Training Section	Number:	TB17-019

Training Delivery: Lineup, Email, Intranet & SharePoint

Purpose: Inform staff of the changes in prioritization for 905s with the San Francisco Fire Department, Adult Protective Services and Child Protective Services

Background: In collaboration with the San Francisco Police Department, San Francisco Fire Department (SFFD), Adult Protective Services (APS) and Child Protective Services (CPS), requests for the police will be prioritized as an 'A' Priority to provide expedient service for our city agencies.

Instructions to Call Takers and Dispatchers:

Listed below are the instructions for call-handling with each of these agencies:

SFFD: When SFFD is on scene ALL 905's are to be prioritized as an 'A' priority. Fire apparatus need to go in-service as soon as possible.

If a non-emergency 905 is requested at the fire station, these will be coded as a 'B' priority.

APS: When APS personnel are waiting at a location, these calls shall be prioritized as an 'A' priority.

If APS is requesting a well-being check and they are **not on-scene**, evaluate the call for proper coding and prioritization.

CPS: When CPS personnel are waiting at a location, these calls shall be prioritized as an 'A' priority.

If CPS is requesting a well-being check and they are **not on-scene**, evaluate the call for proper coding and prioritization.

Prioritization:

It is important to remember that prioritizing a run as an 'A' priority, does not mean that it is necessarily a Code 3 response.

Printed on 100% post-consumer recycled stock



Appendix I: 5-Year Plan to Address Family Violence



City and County of San Francisco
Department on the Status of Women



Emily M. Murase, PhD
 Executive Director

Edwin M. Lee
 Mayor

5-Year Plan to Address Family Violence

San Francisco has made some important strides in the past decade in responding to family violence. In 2007, the Family Violence Council emerged from the prior Domestic Violence Council, incorporating child abuse, domestic violence and elder abuse, with recognition that forms of family violence are linked. For almost four years, from 2010-2014, we were able to go 44 months without a domestic violence homicide. We have created a state of the art Child Advocacy Center, and recently put more law enforcement resources into investigating elder abuse.

However, we can do more to “connect the dots,” among many inter-related forms of violence including family violence, address family violence more vigorously, and facilitate collaboration with other violence prevention efforts in the City. Addressing family violence should be incorporated into initiatives like the Trauma Informed Systems Initiative at the Department of Public Health, the Our Families, Our Children Council, and the Interrupt, Predict, and Organize effort, and other important violence prevention programs in San Francisco. The various efforts to prevent and respond to violence in San Francisco present an opportunity for synergistic collaboration. By prioritizing and responding to risk factors and cultivating protective factors that are shared across multiple forms of violence our violence prevention efforts will be more successful. Wherever possible, institutions should also incorporate screening for high lethality potential risk factors and doing multi-system case review of potential high lethality cases.

The following recommendations build out in part from the recommendations contained in the *FY 2014 Family Violence Council Report*, published in late 2015. The recommendations prioritize solutions that cut across disciplines, and work together to strengthen San Francisco’s response to the various forms of family violence. They aim to change attitudes, beliefs, norms, and practice towards family violence by: training the city workforce and the public; expanding access to services through linguistically accessible and culturally competent programs; sustaining a network of public and community based service providers through increased funding; and leveraging collaborations and multi-disciplinary work groups. The recommendations put prevention in the foreground and focus on root causes of violence. The recommendations were assembled with input from members of the Family Violence Council and related stakeholders, and are listed in order of priority.

1. Direct Services to Address Family Violence

- A. **Child Abuse:** Provide direct services, training and assistance to improve San Francisco’s child abuse prevention and intervention services building upon the existing Family Resource Centers Initiative. *\$500,000 annually in increased support to Family Resource Centers through Joint Family Resource Center Initiative (Human Services Agency, Department of Children Youth & their Families, and First 5 San Francisco) (no new city positions required) to provide direct services to prevent child abuse and build families’ protective factors, including funding for training and technical assistance on best practices regarding protective factors to enhance the field, and to develop a screening/protocol to effectively*

identify and link at-risk children and their families to services. Focus on high-risk, priority populations, including newcomer immigrants, LGBTQQI, and homeless families. (Years 1-5)

Child Abuse, as all forms of family violence, is a complex public health issue requiring a tiered and sophisticated prevention and response approach. San Francisco has invested with success in the child abuse response system and has invested somewhat less so in a citywide approach to prevention. The Our Children Our Families Outcome Framework -Measure A3 focuses on the reduction of child maltreatment. To make this prevention system possible, a robust screening, linkage and support service response for prevention should be developed. Happily, the majority of the pieces of this system already exist in our community. With some increased investment, these systems could be connected and aligned to maximize our collective impact.

To carry the impact of the Training Institute (below) further towards the prevention of child abuse, child-serving government and non-government entities require increased resources to put into direct practice their learnings regarding risk and protective factors. The “Five Protective Factors” are the foundation of the Strengthening Families Approach: parental resilience, social connections, concrete support in times of need, knowledge of parenting and child development, and social and emotional competence of children. Research studies support the common-sense notion that when these Protective Factors are well established in a family, the likelihood of child abuse and neglect diminishes. Research shows that these protective factors are also “promotive” factors that build family strengths and a family environment that promotes optimal child and youth development. But how can we take this research and common-sense and provide direct services to families to lower their risk and increase their protective factors?

Critical to the implementation of a public health response to child abuse is consistent screening for child abuse by child-serving professionals to determine level of risk and protective factors in a family. While some of this screening will inevitably lead child-serving professionals to make mandated reports to Family and Children’s Services for those at highest risk, many children screened have risk factors for abuse and low family protective factors but do not reach the level of abuse required for reporting or, once a report is made, do not reach the legal definitions of abuse. Finding appropriate support for those at risk but not yet abusive family environments is challenging, even with successful implementation of Differential Response and similar programs.

The City’s 25 Family Resource Centers provide critical infrastructure to support low, medium and high-risk families to provide services designed to raise a family’s capacity to raise children in healthy, non-abusive environments. Increased funding to the Family Resources Centers via the Joint Funders to provide Protective-Factors based direct services would mean that, once families are screened and identified, there would be a robust, culturally and linguistically competent, community-based and protective factor-focused set of agencies better able to support them.

Goal: Increase child-serving organizations capacity to effectively prevent child abuse through services that directly increase protective factors in families. Focus would be on high-risk, priority populations, including newcomer immigrants, LGBTQQI, and homeless families. Increase capacity to properly screen for child abuse, respond/refer to organizations based on the level of risk through expanded resources for direct services to non-profit Family Resource Centers and through tools, training and technical assistance to Family Resource Centers.

Year 1 Objectives:

- Increase capacity of Family Resource Centers to prevent child abuse by providing services that directly increase protective factors in families.
- Develop an effective screening tool for child abuse and family protective factors for implementation at all child and family serving agencies contracting with the city and child serving departments;

- Require child serving agencies to attend Training Institute discussed above or other forms of training to increase knowledge of family violence and learn how to take action.

Year 2 Objectives:

- Begin implementation of screening tool for child abuse and family protective factors;
- Provide increased funding to Family Resource Centers via the Joint Funders to adequately staff, train and support child and family serving agencies on best practices to build protective factors aligned with the Protective Factors Framework. Create mechanisms to identify and evaluate effective interventions;
- Provide funding for technical assistance to those Family Resource Centers interested in adopting best practices and developing programmatic or organizational outcomes based on the Protective Factors Framework.

Year 3 Objectives:

- Continue implementation and testing of screening tool for child abuse and family protective factors;
- Identify promising practices that effectively build protective factors and share learnings with Family Resource Centers;
- Provide funding for technical assistance to those Family Resource Centers interested in developing programmatic or organizational outcomes based on the Protective Factors Framework.

Year 4 Objectives:

- Evaluate screening tool for child abuse and family protective factors for efficiency and effectiveness. Adjust tool as appropriate;
- Continue to identify promising and established practices that effectively build protective factors and share learnings with Family Resource Centers;
- Provide funding for technical assistance and capacity building to Family Resource Centers interested in implementing promising/best practices that build protective factors.

Year 5 Objectives:

- Evaluate and refine screening tool for efficiency and effectiveness;
- Evaluate promising practices that build family protective factors;
- Increase adoption of promising practices that build family protective factors.

- B. Domestic Violence: Sustain and expand San Francisco's existing and innovative domestic violence prevention and intervention services (\$900,000-\$1,000,000 annually) (Few to no new City positions are required; additional funds would go mostly to direct service providers and those they serve.)**

Over 20,000 San Francisco residents and visitors reach out to the community for domestic violence prevention and intervention services annually. A network of approximately 25 non-profit organizations work with survivors of domestic violence and their children to help ensure their safety and self-determination. This network has 30+ years of successful strategies in collaboration with the Department on the Status of Women. Shelter, legal services, 24-hour crisis line, therapeutic services, group work and community building are the backbone of San Francisco's successful model.

A dashboard of the current issues facing the network of domestic violence and stalking service providers includes, but is not limited to:

- Innovative work regarding Language Access and an environment of cultural awareness is critical to removing barriers, creating opportunities for survivors, and improving the criminal justice system's response to, and prevention of, domestic violence in all communities.
- Cultural awareness regarding the LGBT community is key, with a particular need for attention to issues facing transgender victims of violence, including homicide, who are subject to wrongful arrests, unconscious bias and disrespect by some in law enforcement and the courts.
- The housing crisis in San Francisco affects public safety when victims of domestic violence fear that leaving their abusive homes will result in homelessness. Domestic violence is a leading cause of homelessness among women and children nationally.
- The housing crisis is also affecting domestic violence service providers. Advocates, community based attorneys and program directors are being forced out of the city by rising rents and evictions. This silent epidemic has gone largely unaddressed for those working in non-profits. Not only does this serve to reduce the connectedness of the service providers to the City, but it can be a barrier to 24 hour, in-person response to the needs of survivors and their children.
- CBO sustainability is a crisis in San Francisco. Those who have given their lives and careers to serve our most vulnerable are finding themselves underpaid, overworked and traumatized by their work with no resources or relief in sight.
- Employment is key to survivors as they struggle to attain self-sufficiency. We must do more to connect survivors to employment services and public benefits.
- Immigration policy can inhibit survivors from calling for help, particularly if they fear ICE detention for their partners or themselves.
- Regain trust for law enforcement and the criminal justice system by policy improvement, community building, and reform efforts. Recent events such as racist and homophobic texts, officer-involved domestic violence and stalking, and officer involved shootings have caused intense mistrust among many communities. This leaves the non-profit community responding to more and more dangerous calls for help, putting staff at greater danger, emboldening perpetrators, and, ultimately, putting the public at greater risk.
- Protecting children is a common goal among Family Violence Council members and the communities they serve. Fear of having one's children removed as a result of calling 911 poses a large threat to many domestic violence survivors. More must be done to mitigate the unintended consequences of our efforts to "save children" from witnessing domestic violence.
- Those who work with domestic violence and stalking perpetrators provide vital and potentially life-saving services to the community. More must be done to build bridges and affect policy and practice in Batterer Intervention Programs.
- Government and community engagement must be encouraged and supported. Responding to domestic violence homicides, marking significant occasions such as Domestic Violence Awareness Month, and joining celebrations of safety and justice help to build community, understanding of the issues, and send a

message to the public that we are united in our concern for their safety and well-being and that of their children.

- Most of the victims of our latest domestic violence-related homicides were not connected to services. We need to continue raising awareness and spreading the word of hope and safety. Every resident of San Francisco needs to know that help exists and how to access it.
- Related to the earlier recommendation on gun relinquishment, the use of firearms is now more prevalent in domestic violence-related abuse and homicides.

Goal: Sustain and expand the network of Violence Against Women and Domestic Violence-related services to meet the needs of San Francisco’s diverse communities.

Year 1 Objectives

- Housing & Services for Clients: Augment funding for Violence Against Women services by 10% - 20% to invest in residential, non-residential, legal and prevention services, in order to meet the needs of clients, maintain their safety and well-being;
- Employment: Encourage and fund existing and new partnerships among domestic violence agencies, non-profit work-readiness programs, and City Departments to develop job programs for domestic violence survivors;
- Immigration: Uphold San Francisco’s Sanctuary City Ordinance. Hold Town Hall-type discussions on Domestic Violence, Immigration and ICE detention;
- Trust in Law Enforcement:
 - Increase training for all law enforcement officers on Limited English Proficient issues and increase recognition and certification of bilingual officers. Hold town hall-type discussions around the City on domestic violence and violence against women. Identify officers at each district station that would be contacts for the violence against women/family violence service providers to contact when there is a problem with getting a police report or other issues;
 - Review methods to improve prosecution of restraining order violations with District Attorney’s Office, so that abusers will be held accountable for ignoring court orders;
- Protecting Children: The Police Department, Family & Children’s Services, and the domestic violence community should partner to monitor data on the effectiveness and/or unintended consequences of any cross-reporting policies, and hold the Police Department and the Domestic Violence community accountable for the safeguards that they agreed to in 2015 that have yet to be implemented. All stakeholders should be able to discuss these difficult issues openly and honestly;
- Perpetrators: Support the work of the Adult Probation / Domestic Violence Consortium “Batterers Intervention Audit Team;” and the work of the Batterers Intervention Programs offered in the community and through the Sheriff’s Department;
- Provide several trauma-informed trainings per year for Violence Against Women non-profit staff. Bring the Trauma Stewardship Institute to provide trainings;
- Government & Community Engagement: Implement a joint response to domestic violence homicides, such as a vigil, a presence at memorials and family-requests. Domestic violence homicides should not go unnoticed in our City;
- Raising Awareness: Demonstrate strong collaboration during Domestic Violence Awareness Month. Light City Hall purple for the entire month of October, and issue press releases raising awareness about the services available. Contract with a media consultant to help the City and

the Violence Against Women community based organizations tell their story and raise awareness;

- **Gun Safety:** Domestic violence service providers should be invited to partner with City departments and the Mayor's Office on gun safety discussions, homicide debriefing and legislation.

Year 2 Objectives

- **Housing & Services for Clients:** Continue General Fund investment and expand transitional housing programs;
- **Employment:** Assess effectiveness of vocational programming for survivors of domestic violence/sexual assault and the estimated financial impact of these programs on survivors, their families and the City. Continue support for the Department on the Status of Women/Department of Human Resources Domestic Violence Liaison Program;
- **Immigration:** Maintain San Francisco's commitment to be a Sanctuary City;
- **Trust in Law Enforcement:** Conduct a full audit of the Special Victims Unit and report results to Commission on the Status of Women, the Mayor's Office, the Police Commission and the Board of Supervisors;
- **Protecting Children:** Track outcomes for families experiencing domestic violence and CPS intervention, and compare with community-based assistance;
- **Perpetrators:** Support and highlight existing work and community building with the Batterer Intervention Program provider community;
- **Government & Community Engagement:** Increase engagement with a City / Community meet & greet;
- **Raising Awareness:** Review and begin to implement the recommendations from the media consultant;
- **Gun Safety:** Make domestic violence a high priority in the gun safety conversation. Address domestic violence in gun buy-backs and other efforts.

Year 3 Objectives

- **Housing & Services for Clients:** Sustain investment and expansion of community-based services;
- **Employment:** Expand workplace protections for survivors;
- **Immigration -** Continue to meet the needs of immigrant survivors;
- **Trust in Law Enforcement:** Earn the trust of the community by holding accountable officers that do not adhere to Police Department general orders and policies;
- **Protecting Children:** Explore 'non institutional' partnerships to increase safety and reduce trauma for children who witness domestic violence;
- **Perpetrators:** Create a forum to hear from domestic violence offenders and those who work with them, to be hosted by the San Francisco Domestic Violence Consortium;
- **Government & Community Engagement:** Include advocates and violence against women leaders in events with other jurisdictions. Share our best practices and learn from neighboring communities about what is working;
- **Celebrate non-profit advocates** that risk their lives on a daily basis to do this work;
- **Raising Awareness:** Expand media strategy and monitor outcomes;
- **Gun Safety:** Work with San Francisco legislators to write and pass legislation that raises the bar on gun relinquishment in addition to the ongoing work;

Year 4 Objectives

- Housing & Services for Clients: Continue investment and support. Measure, assess and adjust based on outcomes and need;
- Employment: Measure, assess and adjust based on outcomes;
- Immigration: Continue bold efforts to protect immigrant survivors and their families;
- Trust in Law Enforcement: Measure, assess and adjust based on outcomes;
- Protecting Children: Explore innovative programs such as a summer camp for children affected by domestic violence and trauma;
- Perpetrators: Continue community building. Address women's domestic violence-related criminal justice involvement;
- Government & Community Engagement: Continued engagement;
- Raising Awareness: Measure, assess and adjust based on calls to the community and 911;
- Gun Safety: End gun related domestic violence homicides in San Francisco.

Year 5 Objectives

- Housing & Services for Clients - Continue investment and expansion.
- For all prior objectives: celebrate accomplishments, adjust where necessary and work on next draft of the Family Violence plan.

C. Elder Abuse: Build out direct services for older adults and adults with disabilities who are victims of abuse (\$883,184 /year)

Fund 1 FTE Forensic Accountant at a community based organization, through Department of Aging and Adult Services (\$80,000/year);

Fund 1 FTE case manager at a community based organization, through Department of Aging and Adult Services (\$100,000/year);

Fund 1 FTE therapist, at a community based organization, through Department of Aging and Adult Services (\$100,000/year);

Allocate \$50,000 for shelter beds through Department of Aging and Adult Services;

Allocate \$50,000 for assisted living/board and care placements through Department of Aging and Adult Services;

Hire 1 FTE 1823 Senior Administrative Analyst at Dept. of Public Health (\$157,000/year);

Hire 1 FTE Assistant District Attorney (\$162,000/year);

Hire 1 FTE Elder Abuse Inspector at Police Department Special Victims Unit (\$184,184/year);

San Francisco has a significant older adult population, but services for older adults and adults with disabilities who are victims of abuse have not received the same kind of resources as other areas of family violence. The housing crisis in San Francisco has made elders particularly vulnerable to financial abuse connected to their mortgages and improper evictions. Funding for additional staff to investigate elder abuse at the Police Department, prosecute elder abuse at the District Attorney's Office, and provide prevention, intervention, and continuing case management services in the community are all needed.

Goal: Improve San Francisco's response to Elder Abuse.

Year 1 Objectives

- Secure funding for additional staff at the Police Department and District Attorney's Office to focus on financial abuse and abuse in long term care facilities.
- Secure funding for an additional staff person at the Department of Public Health to focus on the health care system's response to abuse of older adults and adults with disabilities;
- Explore the development of a hotline for caregivers of older adults/adults with disabilities, similar to the Talk Line, which would provide support and resources for caregivers feeling stressed or overwhelmed;
- Begin collaboration between Family Violence Council and new Department of Homelessness on developing best models for providing emergency shelter to abused older adult/adults with disabilities.

Year 2 Objectives

- Create a supervised visitation / family reunification program for elders abused by adult family members, coordinated with the District Attorney's Office and Probation Department;
- Hold a hearing on the crisis of low-income elders facing eviction based on protected fair housing categories such as age and disability (hoarding, etc.). Coordinate with Department of Aging and Adult Services, the Human Rights Commission, Department of Fair Employment and Housing, Department of Housing and Urban Development, Asian Law Caucus, Asian Pacific Islander Legal Outreach, and other local nonprofit fair housing organizations (Project Sentinel, Housing Equality Law Project, etc.);
- Hire a forensic accountant for the San Francisco Elder Abuse Forensic Center and train Adult Protective Services workers on forensic investigation techniques, collection of evidence, etc.;
- Fund specialized shelter beds for adults with disabilities/older adults who are victims of abuse;
- Fund assisted living placements or board and care placements for older adults/adults with disabilities who are victims of abuse.

Year 3 Objectives

- Create a specialized case management program for survivors of older adult/adults with disabilities abuse in San Francisco. This program would not have income requirements and would be available to current and former Adult Protective Services clients. The program would include mental health services for older adults/adults with disabilities abuse, and provide for both support groups and home-based counseling for those who are homebound;
- Institute an evidence-based program for training first responders and emergency dispatch on responding to elder abuse, based on San Diego's training program.

Year 4 Objectives

- Measure, assess and adjust based on outcomes and need.

Year 5 Objectives

- Measure, assess and adjust based on outcomes and need.

2. Create a Training Institute on Prevention and Response to Family Violence (\$307,000/year)

Hire 1 FTE 1823 Senior Administrative Analyst at Dept. on the Status of Women (\$157,000/year)

Fund 2 FTE Community Advocates through Dept. on the Status of Women (\$150,000)

Multiple city agencies require on-going training on family violence to ensure they are responding effectively to cases of child abuse, domestic violence, and elder abuse. It has been eight years since the City last offered the Domestic Violence Response Cross-Training Institute, which trained over 430 criminal justice personnel from the Police Department, Adult Probation, Sheriff's Department, District Attorney's Office and Department of Emergency Management. This innovative model of training professionals across agencies helped the participants understand how their role fit into the overall response to domestic violence, and the challenges for victims in navigating systems. An independent evaluator rated the Institute as "a very important advance in the governmental response to...domestic violence."

Developing a permanent Training Institute and broadening its scope to focus on both prevention and response as well as child abuse and elder abuse would institutionalize this best practice, significantly improving the City's direct service response and prevention of family violence. San Diego has developed a training program for first responders to elder abuse that could be incorporated into the training. The Institute could also engage an even broader sector of city employees who come into contact with victims of family violence (like EMT workers or library staff), and provide targeted trainings to particular agencies in addition to the cross sector trainings. For prevention, the key themes should be teaching all city employees about all forms of family violence with specific focus on knowledge development, cultivation of protective factors as well as understanding the adverse effects when children are exposed to family violence, recognition and the importance of screening, and how to take action when risk or violence is identified, including heightened response when high risk factors are identified. The Institute could also work with individual agencies to ensure that their protocols reflect best practices on preventing and responding to family violence.

The person staffing the Training Institute could also help oversee implementation of the other components of this 5 Year Plan.

Goal: Improve San Francisco's prevention and response to family violence.

Year 1 Objectives

- Hire 1 FTE staff at DOSW;
- Develop Request for Proposal for 2 FTE community advocates to assist with training and protocol development and issue Request for Proposal and award grants;
- Create curriculum for Cross Training Institute;
- Oversee implementation of 5 Year Plan to Address Family Violence.

Year 2 Objectives

- Provide 10 8-hour Cross Training Institutes;
- Develop tailored curriculum for particular city agencies and provide 10 3-hour targeted trainings;
- Assist one city agency with updating its family violence protocols;
- Train 20% of staff of participating agencies in Cross Training Institutes by end of Year 2;

- Oversee implementation of 5 Year Plan to Address Family Violence

Year 3 Objectives

- Provide 10 8-hour Cross Training Institutes;
- Provide 10 3-hour targeted trainings to particular city departments;
- Assist a second city agency with updating its family violence protocols;
- Train 40% of staff of participating agencies in Cross Training Institutes by end of Year 3;
- Oversee implementation of 5 Year Plan to Address Family Violence

Year 4 Objectives

- Provide 10 8-hour Cross Training Institutes;
- Provide 10 3-hour targeted trainings to particular city departments;
- Assist a third city agency with updating its family violence protocols;
- Train 60% of staff of participating agencies in Cross Training Institutes by end of Year 4;
- Oversee implementation of 5 Year Plan to Address Family Violence.

Year 5 Objectives

- Provide 10 8-hour Cross Training Institutes;
- Provide 10 3-hour targeted trainings to particular city departments;
- Assist a fourth city agency with updating its family violence protocols;
- Train 80% of staff of participating agencies Cross Training Institutes by end of Year 5;
- Oversee implementation of 5 Year Plan to Address Family Violence.

3. Gun relinquishment program for family violence offenders

Hire 1 FTE 8302 Deputy Sheriff at Sheriff's Department (\$110,000/year)

Getting firearms out of the hands of domestic abusers is a critical step to preventing family violence homicides. Women who are threatened with a gun during a domestic violence incident are more than 20 times more likely to be murdered. In 80% of cases, the lethality is reduced when firearms are removed. California and federal law prohibit a person who is restrained by a civil or criminal protective order from possessing a firearm. California domestic violence restraining orders require the restrained party to surrender any firearms, but if they do not do so voluntarily, there is no consistent method in which the gun surrender is enforced. The California Attorney General's office has a program, the Armed and Prohibited Persons System, which is supposed to remove guns from the possession of persons prohibited from having a gun, but as of the end of 2015, the APPS program had a backlog of over 12,691 unrecovered firearms statewide. The APPS program does not review the actual restraining order applications to gather information on firearm possession, and only retrieves firearms from persons who legally purchased or registered their firearm.

San Mateo County has implemented a Domestic Violence Firearms Compliance Unit through their Sheriff's Department, in which one full time deputy reviews every restraining order that is issued to determine whether the protected party believes the restrained party has access to firearms, and also cross references databases of registered gun owners to identify restrained parties who have guns. This program goes beyond the Attorney General's program. By reading the domestic violence restraining order applications, it is able to include *unregistered* firearms that the restrained party may possess. The deputy then actively works to recover the guns, either through voluntary surrender or through law enforcement efforts to recover the firearm.

Since January 2014 there have been several domestic violence homicides each year in San Francisco, and at least two involved firearms. Instituting a family violence firearms surrender program could help prevent future homicides.

Goal: Remove firearms from family violence offenders to prevent future homicides.

Year 1 Objectives

- Consult with relevant agencies and determine best model for the program;
- Hire 1 FTE to run the program;
- Develop protocols for the program.

Year 2 Objectives

- Begin gun relinquishment activities;
- Increase by 20% the number of guns identified in restraining orders that are removed from offenders;
- Create and implement public outreach campaign to inform community groups about the program so they can inform their clients at risk of gun violence about the program.

Year 3 Objectives

- Continue gun relinquishment activities;
- Increase by 10% the number of guns that are removed from offenders.

Year 4 Objectives

- Continue gun relinquishment activities;
- Maintain the number of guns that are removed from offenders.

Year 5 Objectives

- Continue gun relinquishment activities;
- Maintain the number of guns that are removed from offenders.

4. Improve Language Access for Victims of Family Violence

(\$175,000)

Fund 1 FTE Community Based Advocate through Office of Civic Engagement and Immigrant Affairs to lead process to develop best practices on enhancing language access for family violence cases (\$75,000/year);

Implement pilot project to provide Language Line access at no cost to family violence non-profits receiving city funding (\$100,000/year);

After best practices are identified, provide funding for in-person interpreters for city and non-profit providers serving victims of family violence, cost TBD.

Limited English Proficient victims of family violence face additional barriers to reporting abuse and receiving services. Many victims are unable to even make a police report at district stations due to lack of personnel who speak their language, face long wait times for assistance, or are uncomfortable utilizing interpretation services. Language assistance services for victims are difficult to obtain in a timely manner

for many departments working with children, adults and elders. For example, interpreter services for on-going investigation of child abuse are not guaranteed without 24 hours' notice. Community based organizations also struggle to provide optimal language services in all the needed languages of their clients.

Goal: A family violence victim speaking any language shall be able to receive appropriate response and services, in a timely and culturally appropriate manner, from both city departments and non-profit agencies.

Year 1 Objectives

- Pilot a program to provide Language Line access at no cost to certain family violence non-profit service providers receiving grants from the City;
- Continue the work of the Limited English Proficient (LEP) Workgroup that currently consists of Domestic Violence and Sexual Assault service providers, the San Francisco Domestic Violence Consortium, District Attorney's Office, the Office of Citizen's Complaints and the Police Department. Help to fully implement the Police Department Limited English Proficient General Order (DGO 5.20 from 10/17/07);
- Ensure that all Police Department public facing personnel are continuously trained on language access protocols and how to approach or serve individuals for whom English is not a primary language and/or who are hearing impaired in a culturally appropriate manner;
- Ensure all Police Department officer phones are loaded with Language Line account information and train all officers in using Language Line;
- Create a card in multiple languages that is posted on the City's website and can be downloaded that says "My preferred language is _____. Please provide me an interpreter" that limited English proficient victims can use to notify city department staff about their preferred language. Customize "I Can Help You" guide cards for public facing employees to use;
- Increase outreach to increase number of bilingual police recruits;
- Hire or reassign more Department of Human Resources staff to test bilingual/signing employees on written skills and to re-test all bilingual employees or oral/signing skills every three years;
- Create a list of all bilingual/signing employees at the police department (both sworn and civilian) who might be available to help with interpretation/translation;
- Create a database of all bilingual/signing employees of the City and community volunteers, including their interpretation skill level, who may be available to assist during crisis or emergency situations;
- Create a video in multiple languages to play at Police Department district stations which informs limited English proficient victims of their language access rights;
- Create a Police Departmental bulletin that if a district station cannot take a victim's report within 30 minutes, they shall assist the victim in making an appointment with the Special Victims Unit to file the report;
- Develop Request for Proposal for 1 FTE community advocate to oversee development of best practice model for providing timely, culturally appropriate services to limited English speaking survivors of family violence, and issue Request for Proposal and award grant;
- Once position is filled, explore best models for providing in-person interpretation in various settings, both for city departments and non-profit agencies, including but not limited to exploration of: (1) Improving quality and timely accessibility of contracted translation services for departments serving victims of family violence; (2) Creating a new job classification in the City for staff whose primary purpose is to interpret/translate for multiple City departments, and determining which agency should house them; (3) enabling departments to hire their own interpreters/translators; (4) creating a multi-lingual access model of bilingual interpreters/translators specifically trained in working with victims of family violence.

Year 2 Objectives

- At least 15% of new police recruits will be certified bilingual;
- Conduct outreach campaign to non-profits that work with limited English proficient clients on the new “please provide me with an interpreter” card;
- Begin testing bilingual staff on written skills and re-testing all bilingual staff on oral/signing skills every three years;
- Set up devices in Police Department district stations that can play the language access rights video and train district staff on how to utilize the video;
- Complete recommendation for best practices for providing timely, culturally appropriate services to limited English speaking survivors of family violence.
- Report out on recommendations and progress of Limited English Proficient Workgroup to Commission on the Status of Women, the Mayor’s Office, the Police Commission and the Board of Supervisors.

Year 3 Objectives

- At least 20% of new police recruits will be bilingual.
- Fund and implement recommendation for best practices on for providing timely, culturally appropriate services to limited English speaking survivors of family violence;
- Continue to report out on recommendations and progress of Limited English Proficient Workgroup to Commission on the Status of Women, the Mayor’s Office, the Police Commission and the Board of Supervisors.

Year 4 Objectives

- At least 25% of new police recruits will be bilingual;
- Continue to fund, implement recommendations, and report out on best practices for providing timely, culturally appropriate services to limited English speaking survivors of family violence.

Year 5 Objectives

- At least 25% of new police recruits will be bilingual;
- Continue to fund, implement recommendations, and report out on best practices for providing timely, culturally appropriate services to limited English speaking survivors of family violence;
- Celebrate accomplishments, adjust where necessary, and work on next draft of the Family Violence plan.

5. Sexual Assault System Reform: Invest in Sexual Assault Response Team (\$307,000)

Hire 1 FTE 1823 Senior Administrative Analyst at Dept. on the Status of Women (\$157,000/year);

Fund 2 FTE Community Advocates through Dept. on the Status of Women (\$150,000/year)

The City has staffed interagency work groups that advocate for system reform in the areas of family violence and human trafficking, but no similar resources exist for sexual assault. The Department of Public Health runs the Sexual Assault Response Team, but they do not currently have resources to pursue broad systemic reform. In 2015, the state legislature enacted AB 1475, which set state guidelines for county Sexual Assault Response Teams. Pursuant to AB 1475, Sexual Assault Response Teams should: provide a forum for interagency cooperation and coordination, assess and make recommendations for the improvement in the local

sexual assault intervention system, and facilitate improved communication and working relationships to effectively address the problem of sexual assault in California. This law creates an opportunity to strengthen and expand the work of our existing Sexual Assault Response Team. The issues around underserved populations, sexual assault on campus, and the need to improve how sexual assault victims are treated in our criminal justice system require a dedicated staff person who can amplify and expand the work of the existing Sexual Assault Response Team to address systemic issues, as well as support from community based advocates providing direct services to lend their expertise to both prevention and system advocacy.

Goal: Improve San Francisco's Response to Sexual Assault

Year 1 Objectives

- Hire 1 FTE to staff the expanded Sexual Assault Response Team;
- Identify key stakeholders to participate in the expanded Sexual Assault Response Team;
- Develop Request for Proposal for 2 FTE community advocates, with one dedicated to prevention efforts and another assisting with policy and system advocacy, and issue Request for Proposal and award grants;
- Hold listening sessions with victims, advocates and government agency staff in order to review local sexual assault intervention undertaken by all disciplines and gather suggestions on how to promote effective intervention and best practices.

Year 2 Objectives

- Expanded Sexual Assault Response Team (SART) to build on existing meetings of the current SART and meet at least bi-monthly to undertake, among other issues:
 - An assessment of relevant trends, including drug-facilitated sexual assault, the incidence of predatory date rape, and human sex trafficking;
 - An evaluation of the cost-effectiveness and feasibility of a per capita funding model for local sexual assault forensic examination teams to achieve stability for this component of the SART program;
 - An evaluation of the effectiveness of individual agency and interagency protocols and systems by conducting case reviews of cases involving sexual assault;
 - Plan and implement effective prevention strategies and collaborate with other agencies and educational institutions to address sexual assault perpetrated by strangers, sexual assault perpetrated by persons known to the victim, including, but not limited to, a friend, family member, or general acquaintance of the victim, predatory date rape, risks associated with binge alcohol drinking, and drug-facilitated sexual assault.
- Collect data and publish a report on Sexual Assault in San Francisco, similar to the Family Violence Council Report and the Mayor's Task Force on Anti-Human Trafficking report.

Year 3 Objectives

- Continue objectives from Year 2.

Year 4 Objectives

- Continue objectives from Year 3.

Year 5 Objectives

- Continue objectives from Year 4.

6. Non Profit Sustainability

Cost to be determined in collaboration with Mayor's Office and Controller's Office

San Francisco's non-profits are a crucial element of the City's response to family violence. Increasing costs of wages, rents and other organizational expenses in the City are creating significant hardships for non-profits. Organizations are struggling to keep staff -- many of whom are early responders to family violence -- who can afford to live in or close enough to work in the City, and struggling to meet increasing health insurance costs, rising rents and building operational costs. When agency staff cannot live in or near the City, a 24-hour, in-person response to the needs of survivors and their children can be compromised.

City contracts with non-profits should reflect a sustainable cost of doing business which includes a living wage for the staff who provide crucial services to victims of family violence, adequate coverage for rising health insurance costs, and increases for operational costs of rented and owned facilities.

Goal: Ensure that non-profits providing services to victims of family violence are able to recruit/maintain staff to provide those services.

Year 1 Objectives

- Work with the Mayor's Office, Controller's Office, and other working groups on Non-Profit Sustainability to determine the actual cost of doing business for non-profits serving victims of family violence (including: living wages, health insurance increase, and facilities' operation increases), pegged to the real rate of inflation;
- Request additional funding to be included in city contracts with non-profits providing services to victims of family violence to cover the real cost of doing business, including a living wage;
- Survey available city properties that could be rented to non-profit agencies;
- Develop legislation to require new commercial developments to either make a certain percentage of their property available at below-market rents to non-profit agencies that provide essential services to city residents, or pay into a fund to develop office space or provide rental subsidies for those non-profit agencies;
- Explore a BMR (below market rate) program for non-profit workers struggling to remain residents in San Francisco.

Year 2 Objectives

- Include increases pegged to actual cost of doing business including a living wage in city contracts with non-profits serving victims of family violence;
- Explore the possibility of the City purchasing a large building that it could make available for non-profits providing essential services to city residents;
- Enact legislation to require new commercial developments to either make a certain percentage of their property available at below-market rents to non-profit agencies that provide essential services to city residents, or pay into a fund to develop office space or provide rental subsidies for those non-profit agencies;
- Fully implement the Below Market Rate housing program for non-profit staff;
- Measure outcomes of efforts so far. Monitor and expand progress. Report out this information to Commission on the Status of Women, the Mayor's Office, and the Board of Supervisors.

Year 3 Objectives

- Include increases pegged to actual cost of doing business including a living wage in city contracts with non-profits serving victims of family violence;
- Create an ongoing task force to implement aforementioned programs, monitor progress, and report out to the Commission on the Status of Women, Mayor's Office and the Board of Supervisors;

Year 4 Objectives

- Include increases pegged to actual cost of doing business including a living wage in city contracts with non-profits serving victims of family violence;
- Measure outcomes of efforts so far. Monitor and expand progress. Report out this information to Commission on the Status of Women, the Mayor's Office, and the Board of Supervisors.

Year 5 Objectives

- Include increases pegged to actual cost of doing business including a living wage in city contracts with non-profits serving victims of family violence;
- Measure outcomes of efforts so far. Monitor and expand progress. Report out this information to Commission on the Status of Women, the Mayor's Office, and the Board of Supervisors;
- Celebrate accomplishments, adjust where necessary, and work on next draft of the Family Violence plan.

7. Hire a staff person to pursue state and federal grants related to family violence

Hire 1 FTE 1823 Senior Administrative Analyst at Mayor's Office (\$157,000/year)

Every year, San Francisco leaves hundreds of thousands of dollars on the table by failing to apply for state and federal grants that address family violence. Creating collaborations to apply for these grants and putting together the applications is a time intensive process for which many city departments do not have adequate staffing. Dedicating resources towards a person who could coordinate with other city departments and community based organizations and apply for grants would pay for itself in several years with the monies obtained from grants. City agencies applying for grants should make every effort to avoid competing with the City's community based organizations for funding. In evaluating collaborations with community based organizations in applying for funding, the City should make every effort to include a wide scope of the City's anti-family violence direct-service providers and other community based organizations.

Goal: Increase funds available to city departments and non-profits to address family violence. Maintain a stream of at least \$300,000 in outside funding per year.

Year 1 Objectives

- Hire 1 FTE to develop and apply for grants;
- Survey city agencies and Family Violence Council on needed programs;
- Create centralized data base of all family violence related grants currently received by city departments;
- Research grants and apply for at least one federal or state grant and two other foundation, corporate or private grants to address family violence.
- Obtain at least \$150,000 in funding for both city and non-profit agencies.

Year 2 Objectives

- Apply for at least two federal or state grants and ten other foundation, corporate, private or other grants to address family violence. Target area of family violence (i.e. child abuse, domestic violence or elder abuse) not addressed by prior funding.
- Obtain at least \$300,000 in new grants for both city and non-profit agencies.

Year 3 Objectives

- Apply for at least two federal or state grants and ten other foundation, corporate, private, or other grants to address family violence. Target area of family violence (i.e. child abuse, domestic violence or elder abuse) not addressed by prior funding.
- Maintain a stream of at least \$300,000/year in outside funding for city and non-profits.

Year 4 Objectives

- Apply for at least two federal or state grants and ten other foundation, corporate, private, or other grants to address family violence.
- Maintain a stream of at least \$300,000/year in outside funding for city and non-profits.

Year 5 Objectives

- Apply for at least two federal grants and ten other foundation, corporate, state or other grants to address family violence.
- Maintain a stream of at least \$300,000/year in outside funding for city and non-profits.

8. Assess, address, and prevent root causes of violence

(\$157,000/year)

There is a growing body of work from the public health world on the connections between different forms of violence, and how individual violence links to violence in the home, neighborhood and broader community. For example, children exposed to violence in the home by an abusive parent can have similar risk and protective factors as children exposed to violence in the community. In San Francisco, there are many initiatives and programs that address violence prevention. Some of these programs address limited aspects of the violence prevention puzzle, and others comprehensively address both violence and trauma. Synergistic effects could be realized if there were shared evidence-based practices and coordinated efforts amongst all violence prevention groups.

- Engage with university researchers to provide local recommendations on strategies to assess, address, and prevent root causes of violence. Neutral outside researchers should analyze San Francisco's current landscape of violence prevention work, and make recommendations on how San Francisco can best collectively address risk factors and bolster protective factors for various forms of violence.
 - The Department on the Status of Women also recommends hiring 1 FTE 1823 Senior Administrative Analyst in the Mayor's Office of Violence Prevention (\$157,000/year) to help coordinate the various anti-violence initiatives in San Francisco to collectively address risk factors and bolster protective factors for various forms of violence.

Conclusion

A recent *New Yorker* article on the history of failed child abuse prevention and intervention efforts noted that: "Programs for the poor are poor programs." San Francisco must lead the way in demonstrating that we value programs that serve the most vulnerable among us with our time, priorities, and money. While family violence spans all socio-economic lines, barriers to safety are even greater for low-income victims of family violence whose finances limit their options. Addressing family violence requires a substantial investment that will pay off in a safer San Francisco. Investing in prevention will pay off in reduced violence down the road.

TOTAL: \$3,271,184 - \$4,071,184 (not including undetermined costs)

Funding Summary (in order of priority)

1	Direct Services to Address Family Violence			
	Child Abuse Screening, Training, Resources	Develop screening tool/protocol (\$150,000); training (\$125,000); additional resources for Family Resource Centers (\$700,000) @ Joint Funders for Family Resource Centers Initiative (HSA, DCYF, First 5)	Ongoing	\$275,000 (yr1); \$975,000 (yr1-5)
	Domestic Violence Resources & Policy Reform	Strengthen anti-domestic violence service providers network with additional funding	Ongoing	\$900,000-\$1,000,000
	Elder Abuse Resources, Investigations, Prosecutions	1 Forensic Accountant funded by DAAS (\$80,000); 1 Community Case Manager funded by DAAS (\$100,000); 1 Community Therapist funded by DAAS (\$100,000); shelter beds funded by DAAS (\$50,000); assisted living placements funded by DAAS (\$50,000); 1.0 FTE 1823 @ DPH (\$157,000); 1.0 FTE Assistant DA @ DA (\$162,000); 1.0 Elder Abuse Inspector @ SFPD (\$184,184)	Ongoing	\$883,184
2	Training Institute on Prevention & Response to Family Violence	1.0 FTE 1823 @ DOSW (\$157,000); 2 Community Advocates funded by DOSW (\$150,000)	Ongoing	\$307,000
3	Gun Relinquishment Program	1.0 FTE 8302 Deputy Sheriff @ Sheriff's Department (\$110,000)	Ongoing	\$110,000
4	Language Access for Victims of Family Violence	1 Community Advocate funded by OCEIA (\$75,000); Pilot free language line to family violence CBOs (\$100,000); hire interpreters (TBD)	Ongoing	\$175,000
5	Sexual Assault Response Team	1.0 FTE 1823 @ DOSW (\$157,000); 2 Community Advocates funded by DOSW (\$150,000)	Ongoing	\$307,000
6	Non-Profit Sustainability	TBD	Ongoing	TBD
7	Pursue State & Federal Grants	1.0 FTE 1823 Grant Writer @ Mayor's Office (\$157,000)	Ongoing	\$157,000
8	Assess, address, prevent root causes of violence	1.0 FTE 1823 @ Mayor's Office of Violence Prevention (\$157,000)	Ongoing	\$157,000
TOTAL				\$3,274,184 to \$4,071,184


Last revised: March 10, 2016.



For more information, please contact:
The San Francisco Department on the Status of Women
25 Van Ness Avenue, Suite 240 | San Francisco, CA 94102
415.252.2570 | dosw@sfgov.org | sfgov.org/dosw



This report is available online at: <http://sfgov.org/dosw/family-violence-reports>



BOARD of SUPERVISORS



City Hall
1 Dr. Carlton B. Goodlett Place, Room 244
San Francisco 94102-4689
Tel. No. 554-5184
Fax No. 554-5163
TDD/TTY No. 554-5227

MEMORANDUM

TO: Emily Murase, PhD, Executive Director, Department on the Status of Women

FROM: John Carroll, Assistant Clerk,
Public Safety and Neighborhood Services Committee

DATE: March 5, 2018

SUBJECT: HEARING MATTER INTRODUCED

The Board of Supervisors' Public Safety and Neighborhood Services Committee has received the following hearing request, introduced by Supervisor Sheehy on February 27, 2018:

File No. 180202

Hearing on domestic violence and child abuse with findings and recommendations; and requesting the Family Violence Council to report.

If you have any comments or reports to be included with the file, please forward them to me at the Board of Supervisors, City Hall, Room 244, 1 Dr. Carlton B. Goodlett Place, San Francisco, CA 94102.

c: Minouche Kandel, Family Violence Council

Introduction Form

By a Member of the Board of Supervisors or Mayor

BOARD OF SUPERVISORS
SAN FRANCISCO
2018 FEB 27 PM 4:00

Time stamp
or meeting date

I hereby submit the following item for introduction (select only one):

- 1. For reference to Committee. (An Ordinance, Resolution, Motion or Charter Amendment).
- 2. Request for next printed agenda Without Reference to Committee.
- 3. Request for hearing on a subject matter at Committee.
- 4. Request for letter beginning : "Supervisor [] inquiries"
- 5. City Attorney Request.
- 6. Call File No. [] from Committee.
- 7. Budget Analyst request (attached written motion).
- 8. Substitute Legislation File No. []
- 9. Reactivate File No. []
- 10. Question(s) submitted for Mayoral Appearance before the BOS on []

Please check the appropriate boxes. The proposed legislation should be forwarded to the following:

- Small Business Commission
- Youth Commission
- Ethics Commission
- Planning Commission
- Building Inspection Commission

Note: For the Imperative Agenda (a resolution not on the printed agenda), use the Imperative Form.

Sponsor(s):

Supervisor Jeff Sheehy

Subject:

Report from Family Violence Council

The text is listed:

Hearing on the findings and recommendations of the Family Violence Council focusing on domestic violence and CHILD ABUSE.

Signature of Sponsoring Supervisor:

Jeff Sheehy