

GOOD EVENING,

I am a 75 year old patient of the Apothecarium.

~~I suffer from chronic insomnia.~~

~~I am a parent and I care deeply about children~~

~~I would like to read~~ <sup>am reading</sup> a letter from my husband, a ~~fast~~ professor of law emeritus at the University of Ca. He can't be here tonight because he's at a law Reform meeting

The City of San Francisco has a law that prevents dispensaries from operating within 1,000 feet from a school. Opponents of this Medical Cannabis Dispensary suggest the same law should apply to different uses such as preschools like the Christian preschool that is two blocks from this proposed site. But there is a clear difference between schools and preschools. With schools, children often arrive and depart on their own, unsupervised. Thus there may be a greater need to protect them in the immediate area of their school. But with preschools, children are always escorted by adults when they arrive and depart. I would also note that Children are not allowed inside dispensaries. They are however allowed in many establishments that sell alcohol. Such as the liquor store

next door to the Lutheran Church. And the supermarket across the street. San Francisco has had legal dispensaries for 25 years. Unlike liquor stores they are not associated with crime or quality of life issues. That is especially true of The Apothecarium -- which has been cited by your planning department staff as a model operator."

~~I am a parent & care deeply about children~~  
~~at school~~

AND may I add: I was a preschool teacher for many years and I can say I NEVER saw a preschool child arrive <sup>A or leave</sup> alone. - NEVER

Thank you.

Appeal Hearing 10/3/17  
Opposing 2505 Noriega St. MCD

Good afternoon Supervisors,

The following presentation & data are based on the SFPD Incidents Report.

As you can see, within the immediate triangular area from Dolores to 14<sup>th</sup> St, and to Market St, the crime rate on average has been increased overall by 50% across the board, especially the stolen property & drug/narcotic by 183% & 79%, respectively.

As for 2505 Noriega St area, the overall crime rate decreased, yes decreased by 30% . For long 9 years (up to 2016), there was no incident reported in the STOLEN PROPERTY and (most importantly) DRUG/NARCOTIC categories.

Here is the side by side comparison of these two reports in different locations, with & without Apothecarium MCD. This is what we want (showing Sunset bar chart) We do not want The Apothecarium turn Noriega street into another 2029 Market street with all those crimes.

So, why did the project sponsor needs to have girls scouts selling cookies & lured them to have cookie contest in front of their store? It is because those incident reports do not support a safe area within the blocks of Apothecarium. I am not sure if they have violated the marijuana advertisement to underage children. But we know that that was a deceiving marketing activity to the public.

Supervisors, please do NOT neglect those solid factual numbers that will affect us negatively. We simply want to maintain our safe & sound community with drug free zone. And we are proud of that.

No means no. No MCD in our neighborhood.

Thank you!

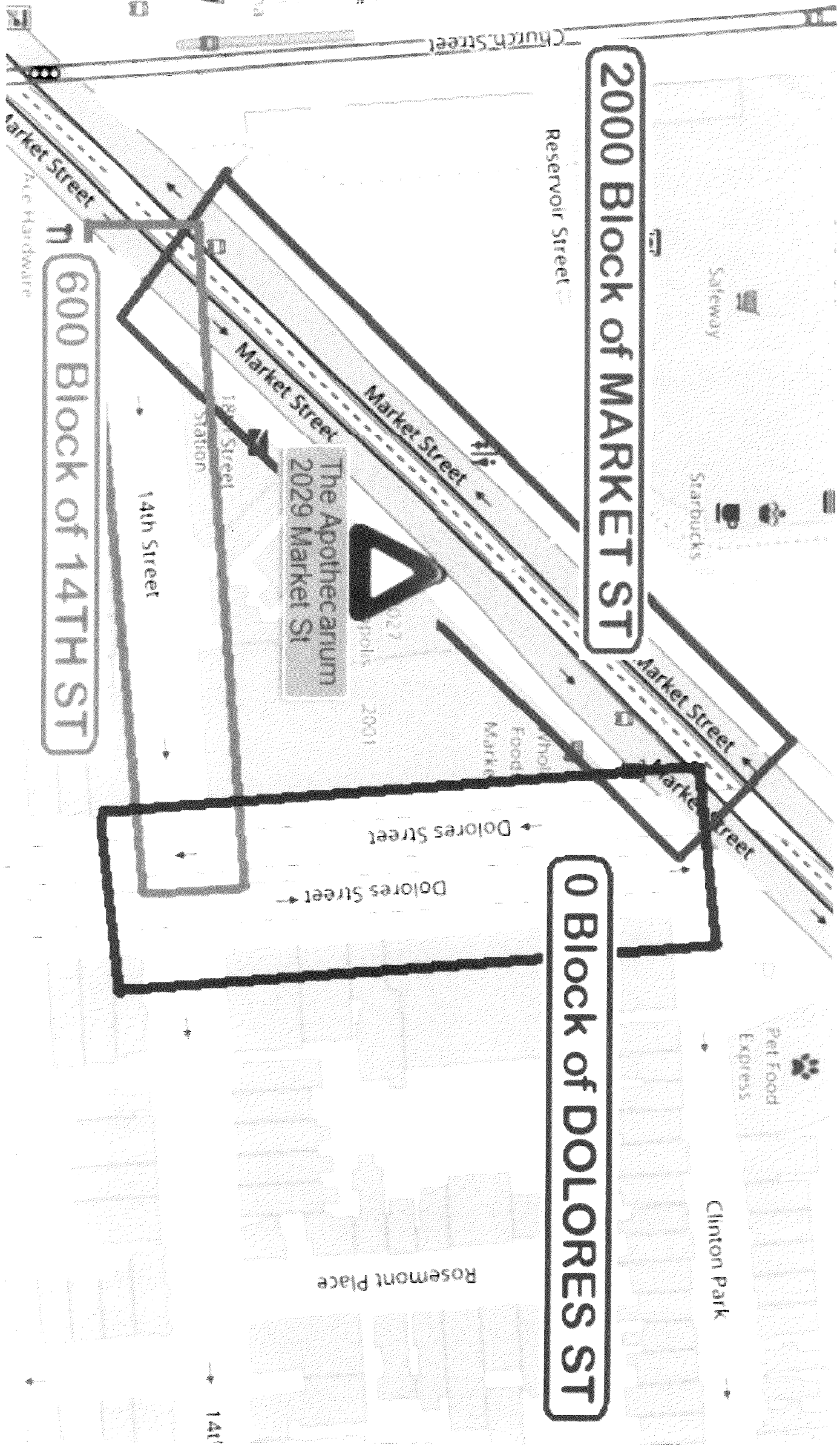
Wendy Wong, volunteer & member  
SF Coalition for Good Neighborhoods

**2000 Block of MARKET ST**

**600 Block of 14TH ST**

**0 Block of DOLORES ST**

The Apothecarium  
2029 Market St



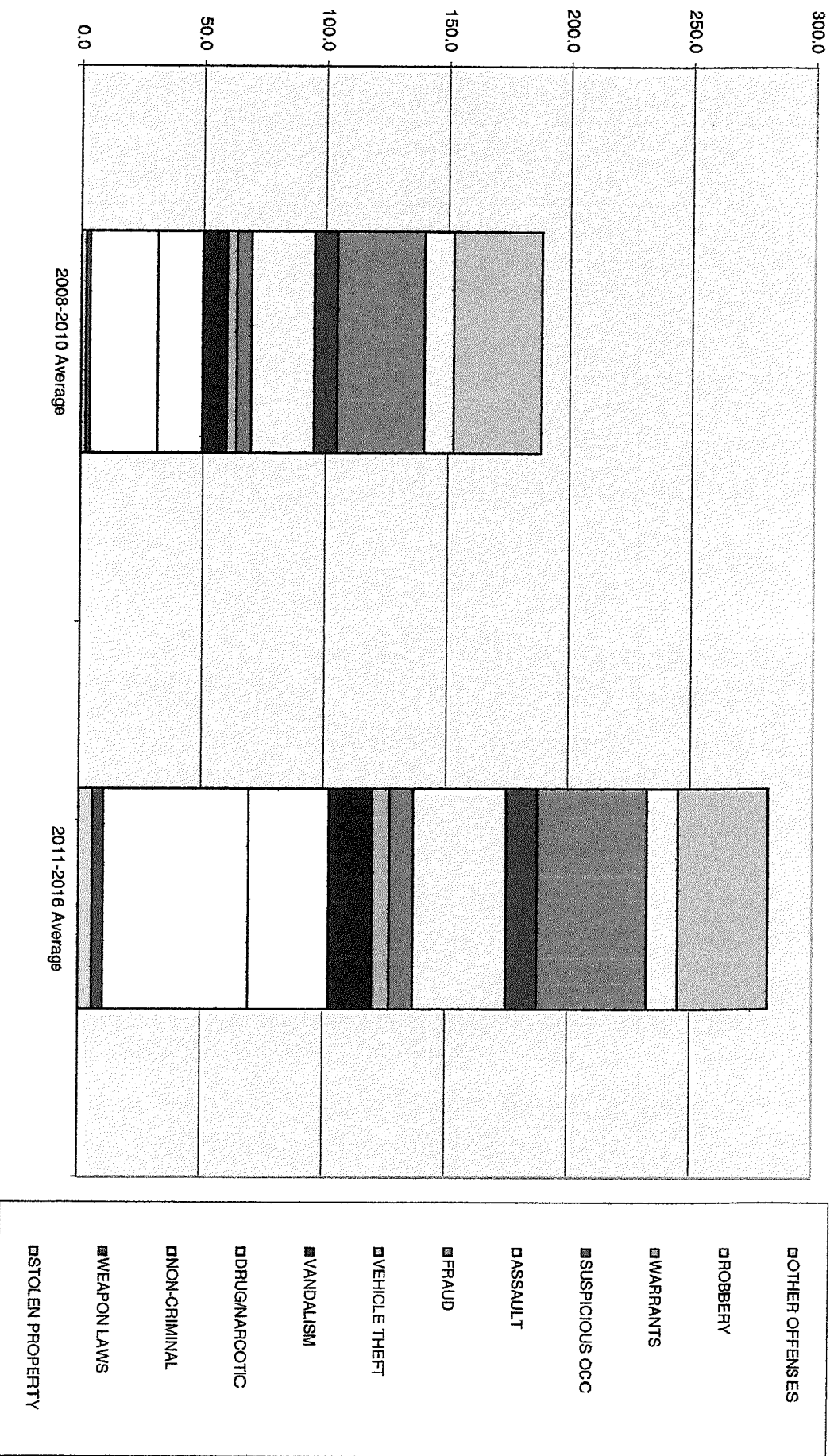
# San Francisco Police Department Incidents

Category	Adjacent Area of 2029 Market Street		+/-	Adjacent Area of 2505 Noriega Street		+/-
	2008-2010 Average	2011-2016 Average		2008-2010 Average	2011-2016 Average	
STOLEN PROPERTY	2.0	5.7	183%	0.0	0.0	0%
WEAPON LAWS	1.7	4.5	170%	0.3	0.2	-50%
NON-CRIMINAL	27.7	59.3	114%	3.0	2.5	-17%
DRUG/NARCOTIC	18.3	32.8	79%	0.0	0.0	0%
VANDALISM	10.0	17.8	78%	2.3	1.5	-36%
VEHICLE THEFT	4.0	7.0	75%	1.7	0.2	-90%
FRAUD	6.0	9.7	61%	0.3	0.3	0%
ASSAULT	25.7	38.0	48%	3.7	2.8	-23%
SUSPICIOUS OCC	9.3	12.7	36%	1.3	0.8	-38%
WARRANTS	35.7	44.8	26%	0.7	0.2	-75%
ROBBERY	12.0	12.8	7%	0.7	0.2	-75%
OTHER OFFENSES	36.0	36.7	2%	1.0	1.8	83%
<b>Total</b>	<b>188.3</b>	<b>281.8</b>	<b>50%</b>	<b>15.0</b>	<b>10.5</b>	<b>-30%</b>

## San Francisco Police Department Incidents Adjacent Area of 2029 Market Street

Category	2008-2010 Average	2011-2016 Average	+/-
STOLEN PROPERTY	2.0	5.7	183%
WEAPON LAWS	1.7	4.5	170%
NON-CRIMINAL	27.7	59.3	114%
DRUG/NARCOTIC	18.3	32.8	79%
VANDALISM	10.0	17.8	78%
VEHICLE THEFT	4.0	7.0	75%
FRAUD	6.0	9.7	61%
ASSAULT	25.7	38.0	48%
SUSPICIOUS OCC	9.3	12.7	36%
WARRANTS	35.7	44.8	26%
ROBBERY	12.0	12.8	7%
OTHER OFFENSES	36.0	36.7	2%
<b>Total</b>	<b>188.3</b>	<b>281.8</b>	<b>50%</b>

# San Francisco Police Department Incidents Adjacent Area of 2029 Market Street




## San Francisco Police Department Incidents Adjacent Area of 2505 Noriega Street

Category	2008-2010 Average	2011-2016 Average	+/-
STOLEN PROPERTY	0	0	0%
WEAPON LAWS	0.3	0.2	-50%
NON-CRIMINAL	3.0	2.5	-17%
DRUG/NARCOTIC	0	0	0%
VANDALISM	2.3	1.5	-36%
VEHICLE THEFT	1.7	0.2	-90%
FRAUD	0.3	0.3	0%
ASSAULT	3.7	2.8	-23%
SUSPICIOUS OCC	1.3	0.8	-38%
WARRANTS	0.7	0.2	-75%
ROBBERY	0.7	0.2	-75%
OTHER OFFENSES	1.0	1.8	83%
<b>Total</b>	<b>15.0</b>	<b>10.5</b>	<b>-30%</b>



# San Francisco Police Department Incidents Adjacent Area of 2505 Noriega Street



- OTHER OFFENSES
- PROBBERY
- WARRANTS
- SUSPICIOUS OCC
- ASSAULT
- FRAUD
- VEHICLE THEFT
- VANDALISM
- DRUG/NARCOTIC
- NON-CRIMINAL
- WEAPON LAWS
- STOLEN PROPERTY