



FY 2024-2025 & FY 2025-2026 Proposed Budget

**Presentation to the Board of Supervisors
Budget & Appropriations Committee**

June 13, 2024

Mission of the Arts Commission



*Rúupaywa: Songs of the Watershed by Walter Kitundu, 2022
Alameda Creek Watershed Center, Sunol, Photo Credit Ethan Kaplan*

The San Francisco Arts Commission is the City agency that champions the arts as essential to daily life by investing in a vibrant arts community, enlivening the urban environment, and shaping innovative cultural policy.

Supporting San Francisco's Arts & Cultural Ecosystem: SFAC Core Programs

Community Investments

\$17.2M

in grants awarded in FY23-24*

185

Supported Local Artists,
Nonprofit Arts & Cultural
Organizations

Art Vendor Program

203

Active Art Vendors

SFAC Galleries

29

Gallery Exhibitions &
Public Programs

4,723

Gallery Visitors

*Total includes the following FY 23-24 Community Investments Grantmaking Categories:
AIE/CEG/Cultural Centers/DKI Amendments/NAACT/SPX-AB, SPX, and SPX-PB

Public Art Program & Civic Art Collection

4,000

Over 4,000 pieces in the
Civic Art Collection

57

Completed Conservation
Projects

40

New Artworks
Commissioned & Installed

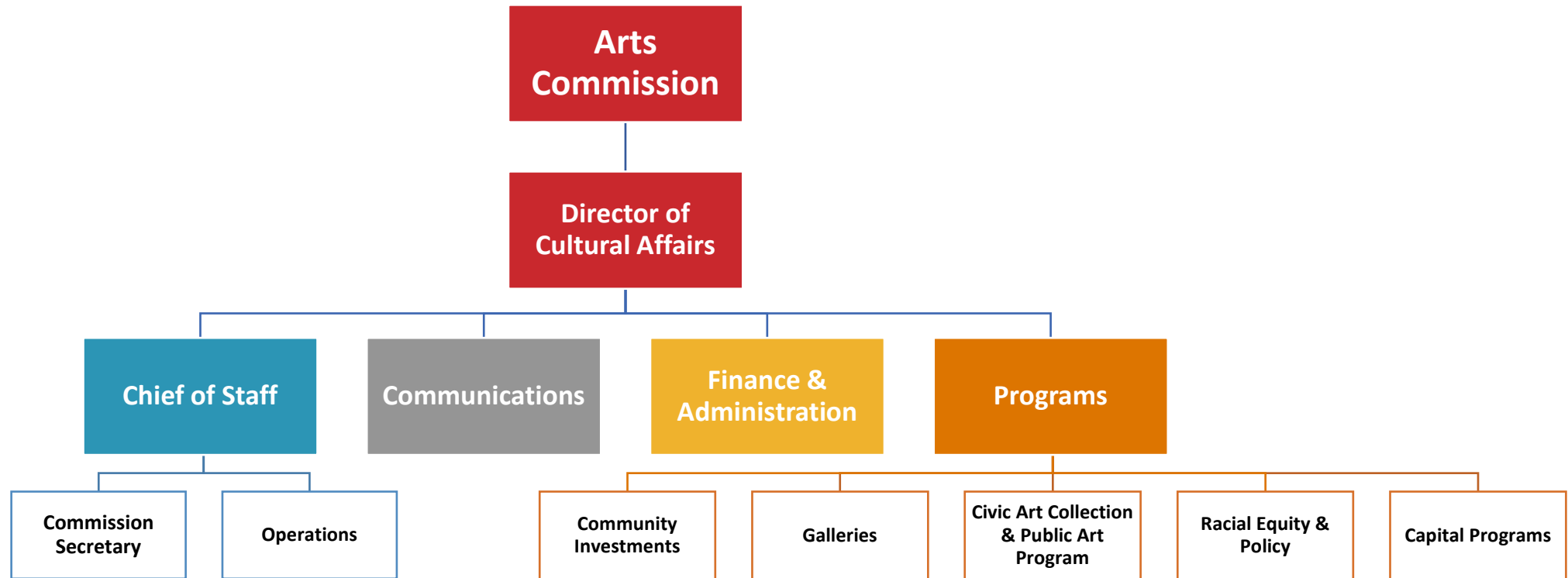
Supporting San Francisco's Arts & Cultural Ecosystem: Cultural Centers

Community Investments: Investing in our Cultural Centers

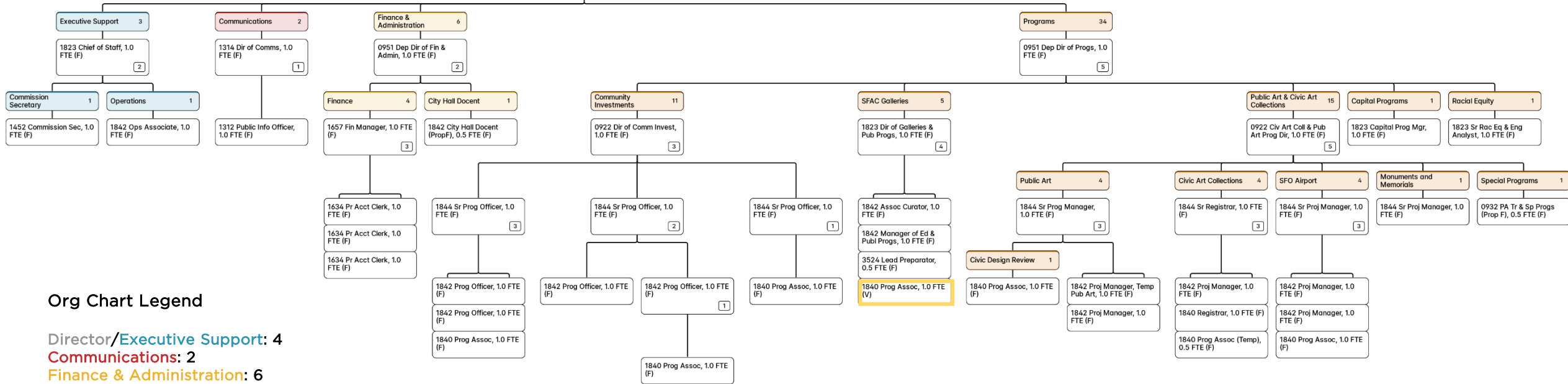
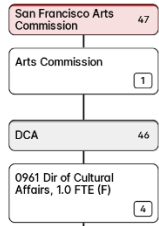
- Maintain Cultural Center Support at Current Levels
- Ongoing Seismic improvements at AAACC & MCCLA



Organization Chart



sfac san francisco arts commission Detailed Org Chart



Org Chart Legend

- Director/**Executive Support**: 4
- Communications**: 2
- Finance & Administration**: 6
- Programs**: 33

Vacant Positions*: 1

(*In hiring process, anticipated hire date: 06/28/24)

Arts Commission Staffing Overview

46

Total Headcount

9

Net Positions Filled
in the past 12 months

1

Vacancy
Interviews in Process

2

Conversions of current
positions to PCS in Process



Node by Roxy Paine, 2013/2023
Photo Credit: Ethan Kaplan Photography

Budgeted Revenues

ART Revenues by Funding Source (in Millions)

		FY 23-24		FY 24-25		FY 25-26
General Fund (GFS)	\$	9.59	\$	6.25	\$	6.15
Hotel Room Tax		13.69		14.20		15.59
Interdepartmental		1.48		1.85		2.71
Shaping Legacy (Mellon Grant)		1.50		1.50		-
Other		3.64		3.04		2.45
Total Operating Budget	\$	29.90	\$	26.84	\$	26.90
Capital		12.84		2.91		1.28
Total Budget	\$	42.74	\$	29.75	\$	28.18



Land of Opportunity, 2022, by Connie Zheng
Image Credit: Aaron Wojack

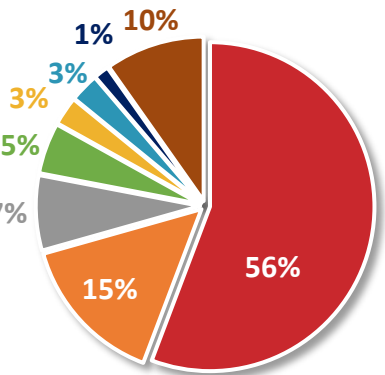
Budgeted Expenditures

ART Expenditures by Program (in Millions)

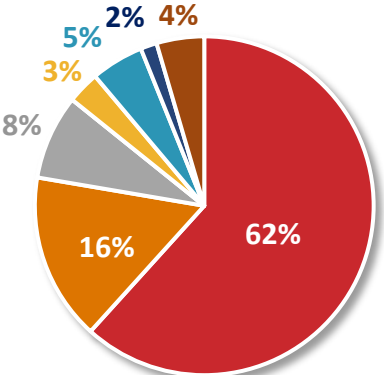
		FY 23-24	FY 24-25	FY 25-26
Community Investments	\$	19.63	\$ 16.59	\$ 17.39
Symphony Charter Allocation		4.26	4.42	4.50
Administration		2.29	2.20	2.28
Shaping Legacy (Mellon Grant)		1.50	1.50	-
Municipal Galleries		0.82	0.84	0.87
Public Art & Collections		0.89	0.85	1.42
Other		0.51	0.44	0.44
Total Operating Budget	\$	29.90	\$ 26.84	\$ 26.90
Capital		12.84	2.91	1.28
Total Expenditures	\$	42.74	\$ 29.75	\$ 28.18



Yangge: Dance of the New Year by Yumei Hou, 2022, SFMTA Central Subway Chinatown-Rose Pak Station, Photo Credit: Ethan Kaplan



FY24-25



FY25-26

- Community Investments
- Symphony Charter Allocation
- Administration
- Shaping Legacy (Mellon Grant)
- Municipal Galleries
- Public Art & Collections
- Other
- Capital

Questions?



Point of Infinity, 2023, Hiroshi Sugimoto.
Treasure Island Public Arts Program. Image Credit: Sugimoto Studio



Thank You!