

File No. 21 0211

Committee Item No. 4

Board Item No. 20

COMMITTEE/BOARD OF SUPERVISORS

AGENDA PACKET CONTENTS LIST

Committee: Rules Committee

Date April 5, 2021

Board of Supervisors Meeting

Date April 13, 2021

Cmte Board

- Motion
- Resolution
- Ordinance
- Legislative Digest
- Budget and Legislative Analyst Report
- Youth Commission Report
- Introduction Form
- Department/Agency Cover Letter and/or Report
- Memorandum of Understanding (MOU)
- Grant Information Form
- Grant Budget
- Subcontract Budget
- Contract/Agreement
- Form 126 - Ethics Commission
- Award Letter
- Application
- Form 700
- Vacancy Notice
- Information Sheet
- Public Correspondence

OTHER (Use back side if additional space is needed)

<input type="checkbox"/>	<input type="checkbox"/>	_____
<input type="checkbox"/>	<input type="checkbox"/>	_____
<input type="checkbox"/>	<input type="checkbox"/>	_____
<input type="checkbox"/>	<input type="checkbox"/>	_____
<input type="checkbox"/>	<input type="checkbox"/>	_____
<input type="checkbox"/>	<input type="checkbox"/>	_____
<input type="checkbox"/>	<input type="checkbox"/>	_____
<input type="checkbox"/>	<input type="checkbox"/>	_____
<input type="checkbox"/>	<input type="checkbox"/>	_____
<input type="checkbox"/>	<input type="checkbox"/>	_____

Completed by: Victor Young Date April 1, 2021

Completed by: _____ Date _____

1 [Mayoral Appointment, Historic Preservation Commission - Christina Dikas]

2

3 **Motion rejecting the Mayor’s nomination for appointment of Christina Dikas to the**
4 **Historic Preservation Commission, term ending December 31, 2024.**

5

6 WHEREAS, Pursuant to Charter, Section 4.135, the Mayor has submitted a
7 communication notifying the Board of Supervisors of the nomination of Christina Dikas to the
8 Historic Preservation Commission, received by the Clerk of the Board on March 1, 2021; and

9 WHEREAS, The Board of Supervisors has the authority to hold a public hearing and
10 vote on the appointment within 60 days following transmittal of the Mayor’s Notice of
11 Appointment, and the failure of the Board to act on the nomination within the 60-day period
12 shall result in the nominee being deemed approved; now, therefore, be it

13 MOVED, That the Board of Supervisors hereby rejects the Mayor’s nomination for
14 appointment of Christina Dikas to the Historic Preservation Commission, Seat No. 3, for the
15 unexpired portion of a four-year term ending December 31, 2024.

16

17

18

19

20

21

22

23

24

25

OFFICE OF THE MAYOR
SAN FRANCISCO



LONDON N. BREED
MAYOR

Notice of Nomination of Appointment

March 1, 2021

San Francisco Board of Supervisors
City Hall, Room 244
1 Dr. Carlton B. Goodlett Place
San Francisco, CA 94102

Honorable Board of Supervisors,

Pursuant to Charter §4.135, of the City and County of San Francisco, I make the following nomination:

Christina Dikas, for appointment to Seat 3 of the Historic Preservation Commission for a four-year term ending December 31, 2024, formerly held by Jonathan Pearlman.

I am confident that Ms. Dikas will serve our community well. Attached are her qualifications to serve, which demonstrate how her appointment represents the communities of interest, neighborhoods and diverse populations of the City and County of San Francisco.

I encourage your support and am pleased to advise you of this appointment nomination. Should you have any question about this appointment nomination, please contact my Director of Commission Affairs, Tyra Fennell, at 415-554-6696.

Sincerely,

A handwritten signature in blue ink that reads "London N. Breed".

London N. Breed
Mayor, City and County of San Francisco

CHRISTINA DIKAS



Christina Dikas is an architectural historian and cultural resources planner based in San Francisco. She values the sense of place, historical perspective, and sustainability inherent in cultural resource management and historic preservation. She has extensive experience researching and evaluating historic properties and consulting on architecture projects associated with them. Christina currently manages the Cultural Resources Planning Studio at Page & Turnbull. She is also an enthusiastic historic preservation educator who has contributed to conferences, workshops, and youth education programs. Christina possesses strong leadership, organizational, and communication skills. She meets the Secretary of the Interior's Professional Qualification Standards for Architectural Historian.

EXPERIENCE

SEPTEMBER 2007 - PRESENT

ASSOCIATE PRINCIPAL/ SENIOR ARCHITECTURAL HISTORIAN, PAGE & TURNBULL

Leads Page & Turnbull's Cultural Resources Planning Studio. Typical projects include: Historic Resource Evaluations, State of California DPR 523 survey forms, Historic Context Statements, Historic Resource Surveys, Historic Structures Reports, Historic American Building Survey (HABS) documentation, Interpretive Programs and Interpretive Displays, National Historic Preservation Act (NHPA) Section 106 Technical Reports, California Environmental Quality Act (CEQA) Cultural Resource Technical Reports to inform Environmental Impact Reports, Historic Preservation Plans, General Plans and Specific Plans, and Historic Preservation Design Guidelines.

JUNE 2007 – SEPTEMBER 2007

SURVEY INTERN, COLORADO PRESERVATION, INC.

Assisted with conducting a historic resource survey of New Deal-era buildings constructed during the 1930s Great Depression in rural communities on the Eastern Plains of Colorado. Produced state record forms for the surveyed properties.

JUNE 2006 – AUGUST 2006

ARCHITECTURAL HISTORIAN INTERN, PAGE & TURNBULL

Team member on the Market & Octavia Historic Resource Survey and Mission & SoMa Historic Resource Surveys in San Francisco.

JUNE 2003 – SEPTEMBER 2003

PLANNING DEPARTMENT INTERN, CITY OF REDWOOD CITY

Conducted a windshield survey of architectural styles and characteristic streetscapes in every residential neighborhood in Redwood City, and produced a document to assist city planners in considering historic preservation and neighborhood character when making planning and permitting decisions.

EDUCATION

MAY 2007

MASTER OF ARCHITECTURAL HISTORY, UNIVERSITY OF VIRGINIA

Thesis Award recipient. Thomas Jefferson Chapter of the Society of Architectural Historians (chapter president), Omricon Delta Kappa (leadership honor society member).

JUNE 2005

BA SOCIOLOGY, MUSEUM STUDIES MINOR, UCLA

Graduated Summa Cum Laude. Phi Beta Kappa (honor society member).

SELECT ACTIVITIES

CALIFORNIA PRESERVATION FOUNDATION

2018 - PRESENT

Member of the Board of Trustees.

2014 - PRESENT

Conference committee member for seven annual conferences. Organized tracks of themed education sessions that focused on topics such as modernist architecture, unique challenges in historic preservation, and the economic benefits of historic preservation.

2011 - 2018

Speaker in at least eight conference sessions and workshops hosted by the California Preservation Foundation.

"CHESLEY BONESTELL: A BRUSH WITH THE FUTURE" FILM

2015 - 2018

Provided architectural history research and was featured in the documentary film "Chesley Bonestell: A Brush with the Future" (2018). The film won "Best Audience" in the category of Art, Architecture, and Design at the 2018 Newport Beach Film Festival and "Best Documentary" at Comic-Con 2018 in San Diego. Currently available on streaming platforms.

<http://www.chesleybonestell.com/>

PROFESSIONAL AFFILIATIONS

Member of the California Preservation Foundation, San Francisco Heritage, the California Historical Society, and the National Trust for Historic Preservation.

COMPUTER SKILLS

Skilled with Windows operating system and familiar with MacOS. Skilled at Microsoft Office Suite and tools, including Word, Power Point, Excel, Outlook, Teams, and OneNote, as well as Google Drive and Adobe Lightroom. Proficient with Adobe Photoshop, InDesign, and Illustrator.

STATEMENT OF ECONOMIC INTERESTS
COVER PAGE
A PUBLIC DOCUMENT

Please type or print in ink.

NAME OF FILER (LAST) (FIRST) (MIDDLE)

1. Office, Agency, or Court

Agency Name (Do not use acronyms)

Division, Board, Department, District, if applicable Your Position

► If filing for multiple positions, list below or on an attachment. (Do not use acronyms)

Agency: Position:

2. Jurisdiction of Office (Check at least one box)

State Judge, Retired Judge, Pro Tem Judge, or Court Commissioner (Statewide Jurisdiction)

Multi-County County of

City of Other

3. Type of Statement (Check at least one box)

Annual: The period covered is January 1, 2020, through December 31, 2020.

-or- The period covered is / / , through December 31, 2020.

Assuming Office: Date assumed / /

Candidate: Date of Election and office sought, if different than Part 1:

Leaving Office: Date Left / / (Check one circle.)

The period covered is January 1, 2020, through the date of leaving office.

-or- The period covered is / / , through the date of leaving office.

4. Schedule Summary (must complete) ► Total number of pages including this cover page: _____

Schedules attached

Schedule A-1 - Investments – schedule attached

Schedule A-2 - Investments – schedule attached

Schedule B - Real Property – schedule attached

Schedule C - Income, Loans, & Business Positions – schedule attached

Schedule D - Income – Gifts – schedule attached

Schedule E - Income – Gifts – Travel Payments – schedule attached

-or- **None - No reportable interests on any schedule**

5. Verification

MAILING ADDRESS STREET CITY STATE ZIP CODE
(Business or Agency Address Recommended - Public Document)

DAYTIME TELEPHONE NUMBER EMAIL ADDRESS
()

I have used all reasonable diligence in preparing this statement. I have reviewed this statement and to the best of my knowledge the information contained herein and in any attached schedules is true and complete. I acknowledge this is a public document.

I certify under penalty of perjury under the laws of the State of California that the foregoing is true and correct.

Date Signed (month, day, year)

Signature (File the originally signed paper statement with your filing official.)

SCHEDULE A-1

Investments

Stocks, Bonds, and Other Interests

(Ownership Interest is Less Than 10%)

Investments must be itemized.

Do not attach brokerage or financial statements.

Name

▶ NAME OF BUSINESS ENTITY _____

GENERAL DESCRIPTION OF THIS BUSINESS _____

FAIR MARKET VALUE

\$2,000 - \$10,000	\$10,001 - \$100,000
\$100,001 - \$1,000,000	Over \$1,000,000

NATURE OF INVESTMENT

Stock Other _____ (Describe)

Partnership Income Received of \$0 - \$499
Income Received of \$500 or More (Report on Schedule C)

IF APPLICABLE, LIST DATE:

_____/_____/20 ____/_____/20
ACQUIRED DISPOSED

▶ NAME OF BUSINESS ENTITY _____

GENERAL DESCRIPTION OF THIS BUSINESS _____

FAIR MARKET VALUE

\$2,000 - \$10,000	\$10,001 - \$100,000
\$100,001 - \$1,000,000	Over \$1,000,000

NATURE OF INVESTMENT

Stock Other _____ (Describe)

Partnership Income Received of \$0 - \$499
Income Received of \$500 or More (Report on Schedule C)

IF APPLICABLE, LIST DATE:

_____/_____/20 ____/_____/20
ACQUIRED DISPOSED

▶ NAME OF BUSINESS ENTITY _____

GENERAL DESCRIPTION OF THIS BUSINESS _____

FAIR MARKET VALUE

\$2,000 - \$10,000	\$10,001 - \$100,000
\$100,001 - \$1,000,000	Over \$1,000,000

NATURE OF INVESTMENT

Stock Other _____ (Describe)

Partnership Income Received of \$0 - \$499
Income Received of \$500 or More (Report on Schedule C)

IF APPLICABLE, LIST DATE:

_____/_____/20 ____/_____/20
ACQUIRED DISPOSED

▶ NAME OF BUSINESS ENTITY _____

GENERAL DESCRIPTION OF THIS BUSINESS _____

FAIR MARKET VALUE

\$2,000 - \$10,000	\$10,001 - \$100,000
\$100,001 - \$1,000,000	Over \$1,000,000

NATURE OF INVESTMENT

Stock Other _____ (Describe)

Partnership Income Received of \$0 - \$499
Income Received of \$500 or More (Report on Schedule C)

IF APPLICABLE, LIST DATE:

_____/_____/20 ____/_____/20
ACQUIRED DISPOSED

▶ NAME OF BUSINESS ENTITY _____

GENERAL DESCRIPTION OF THIS BUSINESS _____

FAIR MARKET VALUE

\$2,000 - \$10,000	\$10,001 - \$100,000
\$100,001 - \$1,000,000	Over \$1,000,000

NATURE OF INVESTMENT

Stock Other _____ (Describe)

Partnership Income Received of \$0 - \$499
Income Received of \$500 or More (Report on Schedule C)

IF APPLICABLE, LIST DATE:

_____/_____/20 ____/_____/20
ACQUIRED DISPOSED

▶ NAME OF BUSINESS ENTITY _____

GENERAL DESCRIPTION OF THIS BUSINESS _____

FAIR MARKET VALUE

\$2,000 - \$10,000	\$10,001 - \$100,000
\$100,001 - \$1,000,000	Over \$1,000,000

NATURE OF INVESTMENT

Stock Other _____ (Describe)

Partnership Income Received of \$0 - \$499
Income Received of \$500 or More (Report on Schedule C)

IF APPLICABLE, LIST DATE:

_____/_____/20 ____/_____/20
ACQUIRED DISPOSED

Comments: _____

SCHEDULE A-2

Investments, Income, and Assets of Business Entities/Trusts

(Ownership Interest is 10% or Greater)

CALIFORNIA FORM 700

FAIR POLITICAL PRACTICES COMMISSION

Name _____

▶ 1. BUSINESS ENTITY OR TRUST

Name _____

Address (Business Address Acceptable) _____

Check one
 Trust, go to 2 Business Entity, complete the box, then go to 2

GENERAL DESCRIPTION OF THIS BUSINESS

FAIR MARKET VALUE	IF APPLICABLE, LIST DATE:	
\$0 - \$1,999	____/____/20	____/____/20
\$2,000 - \$10,000	ACQUIRED	DISPOSED
\$10,001 - \$100,000		
\$100,001 - \$1,000,000		
Over \$1,000,000		

NATURE OF INVESTMENT
 Partnership Sole Proprietorship _____ Other

YOUR BUSINESS POSITION _____

▶ 2. IDENTIFY THE GROSS INCOME RECEIVED (INCLUDE YOUR PRO RATA SHARE OF THE GROSS INCOME TO THE ENTITY/TRUST)

\$0 - \$499	\$10,001 - \$100,000
\$500 - \$1,000	OVER \$100,000
\$1,001 - \$10,000	

▶ 3. LIST THE NAME OF EACH REPORTABLE SINGLE SOURCE OF INCOME OF \$10,000 OR MORE (Attach a separate sheet if necessary.)

None or Names listed below _____

▶ 4. INVESTMENTS AND INTERESTS IN REAL PROPERTY HELD OR LEASED BY THE BUSINESS ENTITY OR TRUST

Check one box:
 INVESTMENT REAL PROPERTY

Name of Business Entity, if Investment, or Assessor's Parcel Number or Street Address of Real Property _____

Description of Business Activity or City or Other Precise Location of Real Property _____

FAIR MARKET VALUE	IF APPLICABLE, LIST DATE:	
\$2,000 - \$10,000	____/____/20	____/____/20
\$10,001 - \$100,000	ACQUIRED	DISPOSED
\$100,001 - \$1,000,000		
Over \$1,000,000		

NATURE OF INTEREST
 Property Ownership/Deed of Trust Stock Partnership

Leasehold _____ Other _____
Yrs. remaining

Check box if additional schedules reporting investments or real property are attached

▶ 1. BUSINESS ENTITY OR TRUST

Name _____

Address (Business Address Acceptable) _____

Check one
 Trust, go to 2 Business Entity, complete the box, then go to 2

GENERAL DESCRIPTION OF THIS BUSINESS

FAIR MARKET VALUE	IF APPLICABLE, LIST DATE:	
\$0 - \$1,999	____/____/20	____/____/20
\$2,000 - \$10,000	ACQUIRED	DISPOSED
\$10,001 - \$100,000		
\$100,001 - \$1,000,000		
Over \$1,000,000		

NATURE OF INVESTMENT
 Partnership Sole Proprietorship _____ Other

YOUR BUSINESS POSITION _____

▶ 2. IDENTIFY THE GROSS INCOME RECEIVED (INCLUDE YOUR PRO RATA SHARE OF THE GROSS INCOME TO THE ENTITY/TRUST)

\$0 - \$499	\$10,001 - \$100,000
\$500 - \$1,000	OVER \$100,000
\$1,001 - \$10,000	

▶ 3. LIST THE NAME OF EACH REPORTABLE SINGLE SOURCE OF INCOME OF \$10,000 OR MORE (Attach a separate sheet if necessary.)

None or Names listed below _____

▶ 4. INVESTMENTS AND INTERESTS IN REAL PROPERTY HELD OR LEASED BY THE BUSINESS ENTITY OR TRUST

Check one box:
 INVESTMENT REAL PROPERTY

Name of Business Entity, if Investment, or Assessor's Parcel Number or Street Address of Real Property _____

Description of Business Activity or City or Other Precise Location of Real Property _____

FAIR MARKET VALUE	IF APPLICABLE, LIST DATE:	
\$2,000 - \$10,000	____/____/20	____/____/20
\$10,001 - \$100,000	ACQUIRED	DISPOSED
\$100,001 - \$1,000,000		
Over \$1,000,000		

NATURE OF INTEREST
 Property Ownership/Deed of Trust Stock Partnership

Leasehold _____ Other _____
Yrs. remaining

Check box if additional schedules reporting investments or real property are attached

Comments: _____

SCHEDULE B
Interests in Real Property
 (Including Rental Income)

Name _____

▶ ASSESSOR'S PARCEL NUMBER OR STREET ADDRESS _____

CITY _____

FAIR MARKET VALUE IF APPLICABLE, LIST DATE:

\$2,000 - \$10,000		
\$10,001 - \$100,000	____/____/20	____/____/20
\$100,001 - \$1,000,000	ACQUIRED	DISPOSED
Over \$1,000,000		

NATURE OF INTEREST

Ownership/Deed of Trust	Easement
Leasehold _____	_____
Yrs. remaining	Other

IF RENTAL PROPERTY, GROSS INCOME RECEIVED

\$0 - \$499	\$500 - \$1,000	\$1,001 - \$10,000
\$10,001 - \$100,000	OVER \$100,000	

SOURCES OF RENTAL INCOME: If you own a 10% or greater interest, list the name of each tenant that is a single source of income of \$10,000 or more.

None

▶ ASSESSOR'S PARCEL NUMBER OR STREET ADDRESS _____

CITY _____

FAIR MARKET VALUE IF APPLICABLE, LIST DATE:

\$2,000 - \$10,000		
\$10,001 - \$100,000	____/____/20	____/____/20
\$100,001 - \$1,000,000	ACQUIRED	DISPOSED
Over \$1,000,000		

NATURE OF INTEREST

Ownership/Deed of Trust	Easement
Leasehold _____	_____
Yrs. remaining	Other

IF RENTAL PROPERTY, GROSS INCOME RECEIVED

\$0 - \$499	\$500 - \$1,000	\$1,001 - \$10,000
\$10,001 - \$100,000	OVER \$100,000	

SOURCES OF RENTAL INCOME: If you own a 10% or greater interest, list the name of each tenant that is a single source of income of \$10,000 or more.

None

* You are not required to report loans from a commercial lending institution made in the lender's regular course of business on terms available to members of the public without regard to your official status. Personal loans and loans received not in a lender's regular course of business must be disclosed as follows:

NAME OF LENDER* _____

ADDRESS (Business Address Acceptable) _____

BUSINESS ACTIVITY, IF ANY, OF LENDER _____

INTEREST RATE TERM (Months/Years)

_____ %	None	_____
---------	------	-------

HIGHEST BALANCE DURING REPORTING PERIOD

\$500 - \$1,000	\$1,001 - \$10,000
\$10,001 - \$100,000	OVER \$100,000

Guarantor, if applicable _____

NAME OF LENDER* _____

ADDRESS (Business Address Acceptable) _____

BUSINESS ACTIVITY, IF ANY, OF LENDER _____

INTEREST RATE TERM (Months/Years)

_____ %	None	_____
---------	------	-------

HIGHEST BALANCE DURING REPORTING PERIOD

\$500 - \$1,000	\$1,001 - \$10,000
\$10,001 - \$100,000	OVER \$100,000

Guarantor, if applicable _____

Comments: _____

SCHEDULE C

Income, Loans, & Business Positions

(Other than Gifts and Travel Payments)

CALIFORNIA FORM 700

FAIR POLITICAL PRACTICES COMMISSION

Name _____

▶ 1. INCOME RECEIVED	▶ 1. INCOME RECEIVED												
<p>NAME OF SOURCE OF INCOME _____</p> <p>ADDRESS <i>(Business Address Acceptable)</i> _____</p> <p>BUSINESS ACTIVITY, IF ANY, OF SOURCE _____</p> <p>YOUR BUSINESS POSITION _____</p> <table style="width: 100%; border: none;"> <tr> <td style="width: 50%; border: none;">GROSS INCOME RECEIVED</td> <td style="width: 50%; border: none;">No Income - Business Position Only</td> </tr> <tr> <td style="border: none;">\$500 - \$1,000</td> <td style="border: none;">\$1,001 - \$10,000</td> </tr> <tr> <td style="border: none;">\$10,001 - \$100,000</td> <td style="border: none;">OVER \$100,000</td> </tr> </table> <p>CONSIDERATION FOR WHICH INCOME WAS RECEIVED</p> <p>Salary Spouse's or registered domestic partner's income (For self-employed use Schedule A-2.)</p> <p>Partnership (Less than 10% ownership. For 10% or greater use Schedule A-2.)</p> <p>Sale of _____ <i>(Real property, car, boat, etc.)</i></p> <p>Loan repayment</p> <p>Commission or Rental Income, list each source of \$10,000 or more</p> <p>_____ <i>(Describe)</i></p> <p>Other _____ <i>(Describe)</i></p>	GROSS INCOME RECEIVED	No Income - Business Position Only	\$500 - \$1,000	\$1,001 - \$10,000	\$10,001 - \$100,000	OVER \$100,000	<p>NAME OF SOURCE OF INCOME _____</p> <p>ADDRESS <i>(Business Address Acceptable)</i> _____</p> <p>BUSINESS ACTIVITY, IF ANY, OF SOURCE _____</p> <p>YOUR BUSINESS POSITION _____</p> <table style="width: 100%; border: none;"> <tr> <td style="width: 50%; border: none;">GROSS INCOME RECEIVED</td> <td style="width: 50%; border: none;">No Income - Business Position Only</td> </tr> <tr> <td style="border: none;">\$500 - \$1,000</td> <td style="border: none;">\$1,001 - \$10,000</td> </tr> <tr> <td style="border: none;">\$10,001 - \$100,000</td> <td style="border: none;">OVER \$100,000</td> </tr> </table> <p>CONSIDERATION FOR WHICH INCOME WAS RECEIVED</p> <p>Salary Spouse's or registered domestic partner's income (For self-employed use Schedule A-2.)</p> <p>Partnership (Less than 10% ownership. For 10% or greater use Schedule A-2.)</p> <p>Sale of _____ <i>(Real property, car, boat, etc.)</i></p> <p>Loan repayment</p> <p>Commission or Rental Income, list each source of \$10,000 or more</p> <p>_____ <i>(Describe)</i></p> <p>Other _____ <i>(Describe)</i></p>	GROSS INCOME RECEIVED	No Income - Business Position Only	\$500 - \$1,000	\$1,001 - \$10,000	\$10,001 - \$100,000	OVER \$100,000
GROSS INCOME RECEIVED	No Income - Business Position Only												
\$500 - \$1,000	\$1,001 - \$10,000												
\$10,001 - \$100,000	OVER \$100,000												
GROSS INCOME RECEIVED	No Income - Business Position Only												
\$500 - \$1,000	\$1,001 - \$10,000												
\$10,001 - \$100,000	OVER \$100,000												

▶ 2. LOANS RECEIVED OR OUTSTANDING DURING THE REPORTING PERIOD

* You are not required to report loans from a commercial lending institution, or any indebtedness created as part of a retail installment or credit card transaction, made in the lender's regular course of business on terms available to members of the public without regard to your official status. Personal loans and loans received not in a lender's regular course of business must be disclosed as follows:

<p>NAME OF LENDER* _____</p> <p>ADDRESS <i>(Business Address Acceptable)</i> _____</p> <p>BUSINESS ACTIVITY, IF ANY, OF LENDER _____</p> <p>HIGHEST BALANCE DURING REPORTING PERIOD</p> <p>\$500 - \$1,000</p> <p>\$1,001 - \$10,000</p> <p>\$10,001 - \$100,000</p> <p>OVER \$100,000</p>	<p>INTEREST RATE TERM (Months/Years)</p> <p>_____ % None _____</p> <p>SECURITY FOR LOAN</p> <p>None Personal residence</p> <p>Real Property _____ <i>Street address</i></p> <p>_____ <i>City</i></p> <p>Guarantor _____</p> <p>Other _____ <i>(Describe)</i></p>
--	--

Comments: _____

Instructions – Schedule C

Income, Loans, & Business Positions

(Income Other Than Gifts and Travel Payments)

Reporting Income:

Report the source and amount of gross income of \$500 or more you received during the reporting period. Gross income is the total amount of income before deducting expenses, losses, or taxes and includes loans other than loans from a commercial lending institution. (See Reference Pamphlet, page 11.) You must also report the source of income to your spouse or registered domestic partner if your community property share was \$500 or more during the reporting period.

The source and income must be reported only if the source is located in, doing business in, planning to do business in, or has done business during the previous two years in your agency's jurisdiction. (See Reference Pamphlet, page 13.) Reportable sources of income may be further limited by your disclosure category located in your agency's conflict of interest code.

Reporting Business Positions:

You must report your job title with each reportable business entity even if you received no income during the reporting period. Use the comments section to indicate that no income was received.

Commonly reportable income and loans include:

- Salary/wages, per diem, and reimbursement for expenses including travel payments provided by your employer
- Community property interest (50%) in your spouse's or registered domestic partner's income - **report the employer's name and all other required information**
- Income from investment interests, such as partnerships, reported on Schedule A-1
- Commission income not required to be reported on Schedule A-2 (See Reference Pamphlet, page 8.)
- Gross income from any sale, including the sale of a house or car (Report your pro rata share of the total sale price.)
- Rental income not required to be reported on Schedule B
- Prizes or awards not disclosed as gifts
- Payments received on loans you made to others
- An honorarium received prior to becoming a public official (See Reference Pamphlet, page 10.)
- Incentive compensation (See Reference Pamphlet, page 12.)

Reminders

- Code filers – your disclosure categories may not require disclosure of all sources of income.
- If you or your spouse or registered domestic partner are self-employed, report the business entity on Schedule A-2.
- Do not disclose on Schedule C income, loans, or business positions already reported on Schedules A-2 or B.

You are not required to report:

- Salary, reimbursement for expenses or per diem, or social security, disability, or other similar benefit payments received by you or your spouse or registered domestic partner from a federal, state, or local government agency.
- Stock dividends and income from the sale of stock unless the source can be identified.
- Income from a PERS retirement account.

(See Reference Pamphlet, page 12.)

To Complete Schedule C:

Part 1. Income Received/Business Position Disclosure

- Disclose the name and address of each source of income or each business entity with which you held a business position.
- Provide a general description of the business activity if the source is a business entity.
- Check the box indicating the amount of gross income received.
- Identify the consideration for which the income was received.
- For income from commission sales, check the box indicating the gross income received and list the name of each source of commission income of \$10,000 or more. (See Reference Pamphlet, page 8.) **Note: If you receive commission income on a regular basis or have an ownership interest of 10% or more, you must disclose the business entity and the income on Schedule A-2.**
- Disclose the job title or business position, if any, that you held with the business entity, even if you did not receive income during the reporting period.

Part 2. Loans Received or Outstanding During the Reporting Period

- Provide the name and address of the lender.
- Provide a general description of the business activity if the lender is a business entity.
- Check the box indicating the highest balance of the loan during the reporting period.
- Disclose the interest rate and the term of the loan.
 - For variable interest rate loans, disclose the conditions of the loan (e.g., Prime + 2) or the average interest rate paid during the reporting period.
 - The term of the loan is the total number of months or years given for repayment of the loan at the time the loan was entered into.
- Identify the security, if any, for the loan.

SCHEDULE D
Income – Gifts

Name _____

▶ NAME OF SOURCE *(Not an Acronym)*

ADDRESS *(Business Address Acceptable)*

BUSINESS ACTIVITY, IF ANY, OF SOURCE

DATE (mm/dd/yy)	VALUE	DESCRIPTION OF GIFT(S)
___/___/___	\$ _____	_____
___/___/___	\$ _____	_____
___/___/___	\$ _____	_____

▶ NAME OF SOURCE *(Not an Acronym)*

ADDRESS *(Business Address Acceptable)*

BUSINESS ACTIVITY, IF ANY, OF SOURCE

DATE (mm/dd/yy)	VALUE	DESCRIPTION OF GIFT(S)
___/___/___	\$ _____	_____
___/___/___	\$ _____	_____
___/___/___	\$ _____	_____

▶ NAME OF SOURCE *(Not an Acronym)*

ADDRESS *(Business Address Acceptable)*

BUSINESS ACTIVITY, IF ANY, OF SOURCE

DATE (mm/dd/yy)	VALUE	DESCRIPTION OF GIFT(S)
___/___/___	\$ _____	_____
___/___/___	\$ _____	_____
___/___/___	\$ _____	_____

▶ NAME OF SOURCE *(Not an Acronym)*

ADDRESS *(Business Address Acceptable)*

BUSINESS ACTIVITY, IF ANY, OF SOURCE

DATE (mm/dd/yy)	VALUE	DESCRIPTION OF GIFT(S)
___/___/___	\$ _____	_____
___/___/___	\$ _____	_____
___/___/___	\$ _____	_____

▶ NAME OF SOURCE *(Not an Acronym)*

ADDRESS *(Business Address Acceptable)*

BUSINESS ACTIVITY, IF ANY, OF SOURCE

DATE (mm/dd/yy)	VALUE	DESCRIPTION OF GIFT(S)
___/___/___	\$ _____	_____
___/___/___	\$ _____	_____
___/___/___	\$ _____	_____

▶ NAME OF SOURCE *(Not an Acronym)*

ADDRESS *(Business Address Acceptable)*

BUSINESS ACTIVITY, IF ANY, OF SOURCE

DATE (mm/dd/yy)	VALUE	DESCRIPTION OF GIFT(S)
___/___/___	\$ _____	_____
___/___/___	\$ _____	_____
___/___/___	\$ _____	_____

Comments: _____

Instructions – Schedule D Income – Gifts

A gift is anything of value for which you have not provided equal or greater consideration to the donor. A gift is reportable if its fair market value is \$50 or more. In addition, multiple gifts totaling \$50 or more received during the reporting period from a single source must be reported.

It is the acceptance of a gift, not the ultimate use to which it is put, that imposes your reporting obligation. Except as noted below, you must report a gift even if you never used it or if you gave it away to another person.

If the exact amount of a gift is unknown, you must make a good faith estimate of the item's fair market value. Listing the value of a gift as "over \$50" or "value unknown" is not adequate disclosure. In addition, if you received a gift through an intermediary, you must disclose the name, address, and business activity of both the donor and the intermediary. You may indicate an intermediary either in the "source" field after the name or in the "comments" section at the bottom of Schedule D.

Commonly reportable gifts include:

- Tickets/passes to sporting or entertainment events
- Tickets/passes to amusement parks
- Parking passes not used for official agency business
- Food, beverages, and accommodations, including those provided in direct connection with your attendance at a convention, conference, meeting, social event, meal, or like gathering
- Rebates/discounts not made in the regular course of business to members of the public without regard to official status
- Wedding gifts (See Reference Pamphlet, page 16)
- An honorarium received prior to assuming office (You may report an honorarium as income on Schedule C, rather than as a gift on Schedule D, if you provided services of equal or greater value than the payment received. See Reference Pamphlet, page 10.)
- Transportation and lodging (See Schedule E.)
- Forgiveness of a loan received by you

Reminders

- Gifts from a single source are subject to a **\$500** limit in **2020**. (See Reference Pamphlet, page 10.)
- Code filers – you only need to report gifts from reportable sources.

Gift Tracking Mobile Application

- FPPC has created a gift tracking app for mobile devices that helps filers track gifts and provides a quick and easy way to upload the information to the Form 700. Visit FPPC's website to download the app.

You are not required to disclose:

- Gifts that were not used and that, within 30 days after receipt, were returned to the donor or delivered to a charitable organization or government agency without being claimed by you as a charitable contribution for tax purposes
- Gifts from your spouse or registered domestic partner, child, parent, grandparent, grandchild, brother, sister, and certain other family members (See Regulation 18942 for a complete list.). The exception does not apply if the donor was acting as an agent or intermediary for a reportable source who was the true donor.
- Gifts of similar value exchanged between you and an individual, other than a lobbyist registered to lobby your state agency, on holidays, birthdays, or similar occasions
- Gifts of informational material provided to assist you in the performance of your official duties (e.g., books, pamphlets, reports, calendars, periodicals, or educational seminars)
- A monetary bequest or inheritance (However, inherited investments or real property may be reportable on other schedules.)
- Personalized plaques or trophies with an individual value of less than \$250
- Campaign contributions
- Up to two tickets, for your own use, to attend a fundraiser for a campaign committee or candidate, or to a fundraiser for an organization exempt from taxation under Section 501(c)(3) of the Internal Revenue Code. The ticket must be received from the organization or committee holding the fundraiser.
- Gifts given to members of your immediate family if the source has an established relationship with the family member and there is no evidence to suggest the donor had a purpose to influence you. (See Regulation 18943.)
- Free admission, food, and nominal items (such as a pen, pencil, mouse pad, note pad or similar item) available to all attendees, at the event at which the official makes a speech (as defined in Regulation 18950(b)(2)), so long as the admission is provided by the person who organizes the event.
- Any other payment not identified above, that would otherwise meet the definition of gift, where the payment is made by an individual who is not a lobbyist registered to lobby the official's state agency, where it is clear that the gift was made because of an existing personal or business relationship unrelated to the official's position and there is no evidence whatsoever at the time the gift is made to suggest the donor had a purpose to influence you.

To Complete Schedule D:

- Disclose the full name (not an acronym), address, and, if a business entity, the business activity of the source.
- Provide the date (month, day, and year) of receipt, and disclose the fair market value and description of the gift.

SCHEDULE E
Income – Gifts
Travel Payments, Advances,
and Reimbursements

Name _____

- Mark either the gift or income box.
- Mark the “501(c)(3)” box for a travel payment received from a nonprofit 501(c)(3) organization or the “Speech” box if you made a speech or participated in a panel. Per Government Code Section 89506, these payments may not be subject to the gift limit. However, they may result in a disqualifying conflict of interest.
- For gifts of travel, provide the travel destination.

▶ NAME OF SOURCE *(Not an Acronym)* _____

ADDRESS *(Business Address Acceptable)* _____

CITY AND STATE _____

501 (c)(3) or DESCRIBE BUSINESS ACTIVITY, IF ANY, OF SOURCE _____

DATE(S): ____/____/____ - ____/____/____ AMT: \$ _____
(If gift)

▶ MUST CHECK ONE: Gift **-or-** Income

 Made a Speech/Participated in a Panel _____

 Other - Provide Description _____

▶ If Gift, Provide Travel Destination _____

▶ NAME OF SOURCE *(Not an Acronym)* _____

ADDRESS *(Business Address Acceptable)* _____

CITY AND STATE _____

501 (c)(3) or DESCRIBE BUSINESS ACTIVITY, IF ANY, OF SOURCE _____

DATE(S): ____/____/____ - ____/____/____ AMT: \$ _____
(If gift)

▶ MUST CHECK ONE: Gift **-or-** Income

 Made a Speech/Participated in a Panel _____

 Other - Provide Description _____

▶ If Gift, Provide Travel Destination _____

▶ NAME OF SOURCE *(Not an Acronym)* _____

ADDRESS *(Business Address Acceptable)* _____

CITY AND STATE _____

501 (c)(3) or DESCRIBE BUSINESS ACTIVITY, IF ANY, OF SOURCE _____

DATE(S): ____/____/____ - ____/____/____ AMT: \$ _____
(If gift)

▶ MUST CHECK ONE: Gift **-or-** Income

 Made a Speech/Participated in a Panel _____

 Other - Provide Description _____

▶ If Gift, Provide Travel Destination _____

▶ NAME OF SOURCE *(Not an Acronym)* _____

ADDRESS *(Business Address Acceptable)* _____

CITY AND STATE _____

501 (c)(3) or DESCRIBE BUSINESS ACTIVITY, IF ANY, OF SOURCE _____

DATE(S): ____/____/____ - ____/____/____ AMT: \$ _____
(If gift)

▶ MUST CHECK ONE: Gift **-or-** Income

 Made a Speech/Participated in a Panel _____

 Other - Provide Description _____

▶ If Gift, Provide Travel Destination _____

Comments: _____

Instructions – Schedule E Travel Payments, Advances, and Reimbursements

Travel payments reportable on Schedule E include advances and reimbursements for travel and related expenses, including lodging and meals.

Gifts of travel may be subject to the gift limit. In addition, certain travel payments are reportable gifts, but are not subject to the gift limit. To avoid possible misinterpretation or the perception that you have received a gift in excess of the gift limit, you may wish to provide a specific description of the purpose of your travel. (See the FPPC fact sheet entitled "Limitations and Restrictions on Gifts, Honoraria, Travel, and Loans" to read about travel payments under section 89506(a).)

You are not required to disclose:

- Travel payments received from any state, local, or federal government agency for which you provided services equal or greater in value than the payments received, such as reimbursement for travel on agency business from your government agency employer.
- A payment for travel from another local, state, or federal government agency and related per diem expenses when the travel is for education, training or other inter-agency programs or purposes.
- Travel payments received from your employer in the normal course of your employment that are included in the income reported on Schedule C.
- A travel payment that was received from a nonprofit entity exempt from taxation under Internal Revenue Code Section 501(c)(3) for which you provided equal or greater consideration, such as reimbursement for travel on business for a 501(c)(3) organization for which you are a board member.

Note: Certain travel payments may not be reportable if reported via email on Form 801 by your agency.

To Complete Schedule E:

- Disclose the full name (not an acronym) and address of the source of the travel payment.
- Identify the business activity if the source is a business entity.
- Check the box to identify the payment as a gift or income, report the amount, and disclose the date(s).
 - **Travel payments are gifts** if you did not provide services that were equal to or greater in value than the payments received. You must disclose gifts totaling \$500 or more from a single source during the period covered by the statement.

When reporting travel payments that are gifts, you must provide a description of the gift, the **date(s)** received, and the **travel destination**.

- **Travel payments are income** if you provided services that were equal to or greater in value than the

payments received. You must disclose income totaling \$500 or more from a single source during the period covered by the statement. You have the burden of proving the payments are income rather than gifts. When reporting travel payments as income, you must describe the services you provided in exchange for the payment. You are not required to disclose the date(s) for travel payments that are income.

Example:

City council member MaryClaire Chandler is the chair of a 501(c)(6) trade association, and the association pays for her travel to attend its meetings. Because MaryClaire is deemed to be providing equal or greater consideration for the travel payment by virtue of serving on the board, this payment may be reported as income. Payments for MaryClaire to attend other events for which she is not providing services are likely considered gifts. Note that the same payment from a 501(c)(3) would NOT be reportable.

<small>▶ NAME OF SOURCE (Not an Acronym)</small>	
Health Services Trade Association	
<small>ADDRESS (Business Address Acceptable)</small>	
1230 K Street, Suite 610	
<small>CITY AND STATE</small>	
Sacramento, CA	
<input type="checkbox"/> 501 (c)(3) or DESCRIBE BUSINESS ACTIVITY, IF ANY, OF SOURCE	
Association of Healthcare Workers	
<small>DATE(S):</small> ____/____/____	<small>AMT: \$</small> 550.00
<small>(if gift)</small>	
<small>▶ MUST CHECK ONE:</small> <input type="checkbox"/> Gift <input checked="" type="checkbox"/> -or- <input checked="" type="checkbox"/> Income	
<input type="radio"/> Made a Speech/Participated in a Panel	
<input checked="" type="radio"/> Other - Provide Description <u>Travel reimbursement for board meeting.</u>	
<small>▶ If Gift, Provide Travel Destination</small> _____	

Example:

Mayor Kim travels to China on a trip organized by China Silicon Valley Business Development, a California nonprofit, 501(c)(6) organization. The Chengdu Municipal People's Government pays for Mayor Kim's airfare and travel costs, as well as his meals and lodging during the trip. The trip's agenda shows that the trip's purpose is to promote job creation and economic activity in China and in Silicon Valley, so the trip is reasonably related to a governmental purpose. Thus, Mayor Kim must report the gift of travel,

<small>▶ NAME OF SOURCE (Not an Acronym)</small>	
Chengdu Municipal People's Government	
<small>ADDRESS (Business Address Acceptable)</small>	
2 Caoshi St. CaoShiJie, Qingyang Qu, Chengdu Shi,	
<small>CITY AND STATE</small>	
Sichuan Sheng, China, 610000	
<input type="checkbox"/> 501 (c)(3) or DESCRIBE BUSINESS ACTIVITY, IF ANY, OF SOURCE	
<small>DATE(S):</small> 09 / 04 / XX	09 / 08 / XX
<small>(if gift)</small>	
<small>▶ MUST CHECK ONE:</small> <input checked="" type="checkbox"/> Gift <input checked="" type="checkbox"/> -or- <input type="checkbox"/> Income	
<input type="radio"/> Made a Speech/Participated in a Panel	
<input checked="" type="radio"/> Other - Provide Description <u>Travel reimbursement for trip to China.</u>	
<small>▶ If Gift, Provide Travel Destination</small> <u>Sichuan Sheng, China</u>	

but the gift is exempt from the gift limit. In this case, the travel payments are not subject to the gift limit because the source is a foreign government and because the travel is reasonably related to a governmental purpose. (Section 89506(a)(2).) Note that Mayor Kim could be disqualified from participating in or making decisions about The Chengdu Municipal People's Government for 12 months. Also note that if China Silicon Valley Business Development (a 501(c)(6) organization) paid for the travel costs rather than the governmental organization, the payments would be subject to the gift limits. (See the FPPC fact sheet, Limitations and Restrictions on Gifts, Honoraria, Travel and Loans, at www.fppc.ca.gov.)

Restrictions and Prohibitions

The Political Reform Act (Gov. Code Sections 81000-91014) requires most state and local government officials and employees to publicly disclose their personal assets and income. They also must disqualify themselves from participating in decisions that may affect their personal economic interests. The Fair Political Practices Commission (FPPC) is the state agency responsible for issuing the attached Statement of Economic Interests, Form 700, and for interpreting the law's provisions.

Gift Prohibition

Gifts received by most state and local officials, employees, and candidates are subject to a limit. In 2021-2022, the gift limit increased to \$520 from a single source during a calendar year. In 2019 and 2020, the gift limit was \$500 from a single source during a calendar year.

Additionally, state officials, state candidates, and certain state employees are subject to a \$10 limit per calendar month on gifts from lobbyists and lobbying firms registered with the Secretary of State. See Reference Pamphlet, page 10.

State and local officials and employees should check with their agency to determine if other restrictions apply.

Disqualification

Public officials are, under certain circumstances, required to disqualify themselves from making, participating in, or attempting to influence governmental decisions that will affect their economic interests. This may include interests they are not required to disclose. For example, a personal residence is often not reportable, but may be grounds for disqualification. Specific disqualification requirements apply to 87200 filers (e.g., city councilmembers, members of boards of supervisors, planning commissioners, etc.). These officials must publicly identify the economic interest that creates a conflict of interest and leave the room before a discussion or vote takes place at a public meeting. For more information, consult Government Code Section 87105, Regulation 18707, and the Guide to Recognizing Conflicts of Interest page at www.fppc.ca.gov.

Honorarium Ban

Most state and local officials, employees, and candidates are prohibited from accepting an honorarium for any speech given, article published, or attendance at a conference, convention, meeting, or like gathering. (See Reference Pamphlet, page 10.)

Loan Restrictions

Certain state and local officials are subject to restrictions

on loans. (See Reference Pamphlet, page 14.)

Post-Governmental Employment

There are restrictions on representing clients or employers before former agencies. The provisions apply to elected state officials, most state employees, local elected officials, county chief administrative officers, city managers, including the chief administrator of a city, and general managers or chief administrators of local special districts and JPAs. The FPPC website has fact sheets explaining the provisions.

Late Filing

The filing officer who retains originally-signed or electronically filed statements of economic interests may impose on an individual a fine for any statement that is filed late. The fine is \$10 per day up to a maximum of \$100. Late filing penalties may be reduced or waived under certain circumstances.

Persons who fail to timely file their Form 700 may be referred to the FPPC's Enforcement Division (and, in some cases, to the Attorney General or district attorney) for investigation and possible prosecution. In addition to the late filing penalties, a fine of up to \$5,000 per violation may be imposed.

For assistance concerning reporting, prohibitions, and restrictions under the Act:

- Email questions to advice@fppc.ca.gov.
- Call the FPPC toll-free at (866) 275-3772.

Form 700 is a Public Document Public Access Must Be Provided

Statements of Economic Interests are public documents. The filing officer must permit any member of the public to inspect and receive a copy of any statement.

- Statements must be available as soon as possible during the agency's regular business hours, but in any event not later than the second business day after the statement is received. Access to the Form 700 is not subject to the Public Records Act procedures.
- No conditions may be placed on persons seeking access to the forms.
- No information or identification may be required from persons seeking access.
- Reproduction fees of no more than 10 cents per page may be charged.

Questions and Answers

General

- Q. What is the reporting period for disclosing interests on an assuming office statement or a candidate statement?
- A. On an assuming office statement, disclose all reportable investments, interests in real property, and business positions held on the date you assumed office. In addition, you must disclose income (including loans, gifts and travel payments) received during the 12 months prior to the date you assumed office.
- On a candidate statement, disclose all reportable investments, interests in real property, and business positions held on the date you file your declaration of candidacy. You must also disclose income (including loans, gifts and travel payments) received during the 12 months prior to the date you file your declaration of candidacy.
- Q. I hold two other board positions in addition to my position with the county. Must I file three statements of economic interests?
- A. Yes, three are required. However, you may complete one statement listing the county and the two boards on the Cover Page or an attachment as the agencies for which you will be filing. Report your economic interests using the largest jurisdiction and highest disclosure requirements assigned to you by the three agencies. Make two copies of the entire statement before signing it, sign each copy with an original signature, and distribute one original to the county and to each of the two boards. Remember to complete separate statements for positions that you leave or assume during the year.
- Q. I am a department head who recently began acting as city manager. Should I file as the city manager?
- A. Yes. File an assuming office statement as city manager. Persons serving as “acting,” “interim,” or “alternate” must file as if they hold the position because they are or may be performing the duties of the position.
- Q. My spouse and I are currently separated and in the process of obtaining a divorce. Must I still report my spouse’s income, investments, and interests in real property?
- A. Yes. A public official must continue to report a spouse’s economic interests until such time as dissolution of marriage proceedings is final. However, if a separate property agreement has been reached prior to that time, your estranged spouse’s income may not have to be reported. Contact the FPPC for more information.

- Q. As a designated employee, I left one state agency to work for another state agency. Must I file a leaving office statement?
- A. Yes. You may also need to file an assuming office statement for the new agency.

Investment Disclosure

- Q. I have an investment interest in shares of stock in a company that does not have an office in my jurisdiction. Must I still disclose my investment interest in this company?
- A. Probably. The definition of “doing business in the jurisdiction” is not limited to whether the business has an office or physical location in your jurisdiction. (See Reference Pamphlet, page 13.)
- Q. My spouse and I have a living trust. The trust holds rental property in my jurisdiction, our primary residence, and investments in diversified mutual funds. I have full disclosure. How is this trust disclosed?
- A. Disclose the name of the trust, the rental property and its income on Schedule A-2. Your primary residence and investments in diversified mutual funds registered with the SEC are not reportable.
- Q. I am required to report all investments. I have an IRA that contains stocks through an account managed by a brokerage firm. Must I disclose these stocks even though they are held in an IRA and I did not decide which stocks to purchase?
- A. Yes. Disclose on Schedule A-1 or A-2 any stock worth \$2,000 or more in a business entity located in or doing business in your jurisdiction.
- Q. The value of my stock changed during the reporting period. How do I report the value of the stock?
- A. You are required to report the highest value that the stock reached during the reporting period. You may use your monthly statements to determine the highest value. You may also use the entity’s website to determine the highest value. You are encouraged to keep a record of where you found the reported value. Note that for an assuming office statement, you must report the value of the stock on the date you assumed office.

Questions and Answers Continued

Q. I am the sole owner of my business, an S-Corporation. I believe that the nature of the business is such that it cannot be said to have any "fair market value" because it has no assets. I operate the corporation under an agreement with a large insurance company. My contract does not have resale value because of its nature as a personal services contract. Must I report the fair market value for my business on Schedule A-2 of the Form 700?

A. Yes. Even if there are no *tangible* assets, intangible assets, such as relationships with companies and clients are commonly sold to qualified professionals. The "fair market value" is often quantified for other purposes, such as marital dissolutions or estate planning. In addition, the IRS presumes that "personal services corporations" have a fair market value. A professional "book of business" and the associated goodwill that generates income are not without a determinable value. The Form 700 does not require a precise fair market value; it is only necessary to check a box indicating the broad range within which the value falls.

Q. I own stock in IBM and must report this investment on Schedule A-1. I initially purchased this stock in the early 1990s; however, I am constantly buying and selling shares. Must I note these dates in the "Acquired" and "Disposed" fields?

A. No. You must only report dates in the "Acquired" or "Disposed" fields when, during the reporting period, you initially purchase a reportable investment worth \$2,000 or more or when you dispose of the entire investment. You are not required to track the partial trading of an investment.

Q. On last year's filing I reported stock in Encoe valued at \$2,000 - \$10,000. Late last year the value of this stock fell below and remains at less than \$2,000. How should this be reported on this year's statement?

A. You are not required to report an investment if the value was less than \$2,000 during the **entire** reporting period. However, because a disposed date is not required for stocks that fall below \$2,000, you may want to report the stock and note in the "comments" section that the value fell below \$2,000. This would be for informational purposes only; it is not a requirement.

Q. We have a Section 529 account set up to save money for our son's college education. Is this reportable?

A. If the Section 529 account contains reportable interests (e.g., common stock valued at \$2,000 or more), those interests are reportable (not the actual Section 529 account). If the account contains solely mutual funds, then nothing is reported.

Income Disclosure

Q. I reported a business entity on Schedule A-2. Clients of my business are located in several states. Must I report all clients from whom my pro rata share of income is \$10,000 or more on Schedule A-2, Part 3?

A. No, only the clients located in or doing business on a regular basis in your jurisdiction must be disclosed.

Q. I believe I am not required to disclose the names of clients from whom my pro rata share of income is \$10,000 or more on Schedule A-2 because of their right to privacy. Is there an exception for reporting clients' names?

A. Regulation 18740 provides a procedure for requesting an exemption to allow a client's name not to be disclosed if disclosure of the name would violate a legally recognized privilege under California or Federal law. This regulation may be obtained from our website at www.fppc.ca.gov. (See Reference Pamphlet, page 14.)

Q. I am sole owner of a private law practice that is not reportable based on my limited disclosure category. However, some of the sources of income to my law practice are from reportable sources. Do I have to disclose this income?

A. Yes, even though the law practice is not reportable, reportable sources of income to the law practice of \$10,000 or more must be disclosed. This information would be disclosed on Schedule C with a note in the "comments" section indicating that the business entity is not a reportable investment. The note would be for informational purposes only; it is not a requirement.

Questions and Answers Continued

Q. I am the sole owner of my business. Where do I disclose my income - on Schedule A-2 or Schedule C?

A. Sources of income to a business in which you have an ownership interest of 10% or greater are disclosed on Schedule A-2. (See Reference Pamphlet, page 8.)

Q. My husband is a partner in a four-person firm where all of his business is based on his own billings and collections from various clients. How do I report my community property interest in this business and the income generated in this manner?

A. If your husband's investment in the firm is 10% or greater, disclose 100% of his share of the business on Schedule A-2, Part 1 and 50% of his income on Schedule A-2, Parts 2 and 3. For example, a client of your husband's must be a source of at least \$20,000 during the reporting period before the client's name is reported.

Q. How do I disclose my spouse's or registered domestic partner's salary?

A. Report the name of the employer as a source of income on Schedule C.

Q. I am a doctor. For purposes of reporting \$10,000 sources of income on Schedule A-2, Part 3, are the patients or their insurance carriers considered sources of income?

A. If your patients exercise sufficient control by selecting you instead of other doctors, then your patients, rather than their insurance carriers, are sources of income to you. (See Reference Pamphlet, page 14.)

Q. I received a loan from my grandfather to purchase my home. Is this loan reportable?

A. No. Loans received from family members are not reportable.

Q. Many years ago, I loaned my parents several thousand dollars, which they paid back this year. Do I need to report this loan repayment on my Form 700?

A. No. Payments received on a loan made to a family member are not reportable.

Real Property Disclosure

Q. During this reporting period we switched our principal place of residence into a rental. I have full disclosure and the property is located in my agency's jurisdiction, so it is now reportable. Because I have not reported this property before, do I need to show an "acquired" date?

A. No, you are not required to show an "acquired" date because you previously owned the property. However, you may want to note in the "comments" section that the property was not previously reported because it was used exclusively as your residence. This would be for informational purposes only; it is not a requirement.

Q. I am a city manager, and I own a rental property located in an adjacent city, but one mile from the city limit. Do I need to report this property interest?

A. Yes. You are required to report this property because it is located within 2 miles of the boundaries of the city you manage.

Q. Must I report a home that I own as a personal residence for my daughter?

A. You are not required to disclose a home used as a personal residence for a family member unless you receive income from it, such as rental income.

Q. I am a co-signer on a loan for a rental property owned by a friend. Since I am listed on the deed of trust, do I need to report my friend's property as an interest in real property on my Form 700?

A. No. Simply being a co-signer on a loan for property does not create a reportable interest in real property for you.

Gift Disclosure

Q. If I received a reportable gift of two tickets to a concert valued at \$100 each, but gave the tickets to a friend because I could not attend the concert, do I have any reporting obligations?

A. Yes. Since you accepted the gift and exercised discretion and control of the use of the tickets, you must disclose the gift on Schedule D.

Questions and Answers Continued

- Q. Julia and Jared Benson, a married couple, want to give a piece of artwork to a county supervisor. Is each spouse considered a separate source for purposes of the gift limit and disclosure?
- A. Yes, each spouse may make a gift valued at the gift limit during a calendar year. For example, during 2020 the gift limit was \$500, so the Bensons may have given the supervisor artwork valued at no more than **\$1,000**. The supervisor must identify Jared and Julia Benson as the sources of the gift.
- Q. I received free admission to an educational conference related to my official duties. Part of the conference fees included a round of golf. Is the value of the golf considered informational material?
- A. No. The value of personal benefits, such as golf, attendance at a concert, or sporting event, are gifts subject to reporting and limits.
- Q. I am a Form 700 filer with full disclosure. Our agency holds a holiday raffle to raise funds for a local charity. I bought \$10 worth of raffle tickets and won a gift basket valued at \$120. The gift basket was donated by Doug Brewer, a citizen in our city. At the same event, I bought raffle tickets for, and won a quilt valued at \$70. The quilt was donated by a coworker. Are these reportable gifts?
- A. Because the gift basket was donated by an outside source (not an agency employee), you have received a reportable gift valued at \$110 (the value of the basket less the consideration paid). The source of the gift is Doug Brewer and the agency is disclosed as the intermediary. Because the quilt was donated by an employee of your agency, it is not a reportable gift.
- Q. My agency is responsible for disbursing grants. An applicant (501(c)(3) organization) met with agency employees to present its application. At this meeting, the applicant provided food and beverages. Would the food and beverages be considered gifts to the employees? These employees are designated in our agency's conflict of interest code and the applicant is a reportable source of income under the code.
- A. Yes. If the value of the food and beverages consumed by any one filer, plus any other gifts received from the same source during the reporting period total \$50 or more, the food and beverages would be reported using the fair market value and would be subject to the gift limit.

GENDER ANALYSIS OF COMMISSIONS AND BOARDS



City and County of San Francisco
London N. Breed
Mayor

Department on the Status of Women
Emily M. Murase, PhD
Director



Acknowledgements

The data collection and analysis for this report was conducted by Public Policy Fellow Diana McCaffrey with support from Policy and Projects Director Elizabeth Newman, Associate Director Carol Sacco, and Director Emily Murase, PhD, at the San Francisco Department on the Status of Women.

The San Francisco Department on the Status of Women would like to thank the various policy body members, Commission secretaries, and department staff who graciously assisted in collecting demographic data and providing information about their respective policy bodies.

San Francisco Commission on the Status of Women

President Debbie Mesloh

Vice President Breanna Zwart

Commissioner Shokooh Miry

Commissioner Carrie Schwab-Pomerantz

Commissioner Andrea Shorter

Commissioner Julie D. Soo

Emily M. Murase, PhD, Director
Department on the Status of Women

This report is available at the San Francisco Department on the Status of Women website, <https://sfgov.org/dosw/gender-analysis-reports>.

Contents

Table of Figures	3
Executive Summary.....	4
I. Introduction	7
II. Gender Analysis Findings	8
A. Gender	8
B. Race and Ethnicity.....	11
C. Race and Ethnicity by Gender	14
D. LGBTQ Identity.....	16
E. Disability Status.....	16
F. Veteran Status.....	17
G. Policy Bodies by Budget.....	18
H. Comparison of Advisory Body and Commission and Board Demographics	19
I. Demographics of Mayoral, Supervisorial, and Total Appointees	20
III. Conclusion.....	21
IV. Methodology and Limitations.....	23
Appendix	24

Table of Figures

Figure 1: Summary Data of Policy Body Demographics, 2019.....	8
Figure 2: 10-Year Comparison of Representation of Women on Policy Bodies	8
Figure 3: Commissions and Boards with Highest Percentages of Women, 2019 Compared to 2017, 2015..	9
.....	9
Figure 4: Commissions and Boards with Lowest Percentage of Women, 2019 Compared to 2017, 2015..	10
.....	10
Figure 5: Advisory Bodies with the Highest and Lowest Percentage of Women, 2019.....	10
Figure 6: 10-Year Comparison of People of Color’s Representation of Policy Bodies.....	11
Figure 7: Race and Ethnicity of Appointees Compared to San Francisco Population, 2019.....	12
Figure 8: Commissions and Boards with Highest Percentage of People of Color, 2019 Compared to 2017, 2015	12
Figure 9: Commissions and Boards with Lowest Percentage of People of Color, 2019 Compared to 2017, 2015	13
Figure 10: Advisory Bodies with the Highest and Lowest Percentage of People of Color, 2019.....	14
Figure 11: 10-Year Comparison of Representation of Women of Color on Policy Bodies.....	14
Figure 12: Appointees by Race/Ethnicity and Gender, 2019	15
Figure 13: San Francisco Population by Race/Ethnicity, 2019	15
Figure 14: LGBTQ Identity of Appointees, 2019	16
Figure 15: LGBTQ Population of Appointees, 2019	16
Figure 16: San Francisco Adult Population with a Disability by Gender, 2017	17
Figure 17: Appointees with One or More Disabilities by Gender, 2019	17
Figure 18: San Francisco Adult Population with Military Service by Gender, 2017.....	17
Figure 19: Appointees with Military Service, 2019.....	17
Figure 20: Percent of Women, Women of Color, and People of Color on Commissions and Boards with Largest and Smallest Budgets in Fiscal Year 2018-2019	18
Figure 21: Demographics of Commissions and Boards with Largest Budgets, 2019	19
Figure 22: Demographics of Commissions and Boards with Smallest Budgets, 2019	19
Figure 23: Demographics of Appointees on Commission and Boards and Advisory Bodies, 2019	20
Figure 24: Demographics of Mayoral, Supervisorial, and Total Appointees, 2019	20
Figure 25: Policy Body Demographics, 2019.....	24
Figure 26: San Francisco Population Estimates by Race/Ethnicity, 2017	26
Figure 27: San Francisco Population Estimates by Race/Ethnicity and Gender, 2017	26

Executive Summary

In 2008, San Francisco voters overwhelmingly approved a City Charter Amendment (section 4.101) establishing as City policy for the membership of Commissions and Boards to reflect the diversity of San Francisco’s population, and that appointing officials be urged to support the nomination, appointment, and confirmation of these candidates. Additionally, it requires the San Francisco Department on the Status of Women to conduct and publish a gender analysis of Commissions and Boards every two years.

The *2019 Gender Analysis of Commissions and Boards* includes more policy bodies such as task forces, committees, and advisory bodies, than previous analyses, which were limited to Commissions and Boards. Data was collected from 84 policy bodies and from a total of 741 members mostly appointed by the Mayor and Board of Supervisors. These policy bodies fall under two categories designated by the San Francisco Office of the City Attorney.¹ The first category, referred to as “Commissions and Boards,” are policy bodies with decision-making authority and whose members are required to submit financial disclosures to the Ethics Commission. The second category, referred to as “Advisory Bodies,” are policy bodies with advisory function whose members do *not* submit financial disclosures to the Ethics Commission. This report examines policy bodies and appointees both comprehensively as a whole and separately by the two categories.

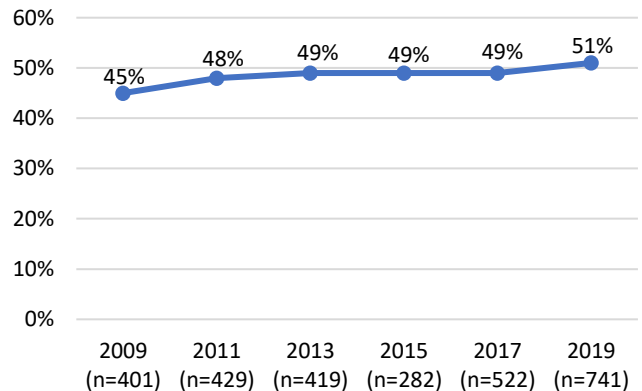
The *2019 Gender Analysis* evaluates the representation of women; people of color; lesbian, gay, bisexual, transgender, queer, and questioning (LGBTQ) individuals; people with disabilities; and veterans on San Francisco policy bodies.

Key Findings

Gender

- Women’s representation on policy bodies is 51%, slightly above parity with the San Francisco female population of 49%.
- Since 2009, there has been a small but steady increase in the representation of women on San Francisco policy bodies.

10-Year Comparison of Representation of Women on Policy Bodies



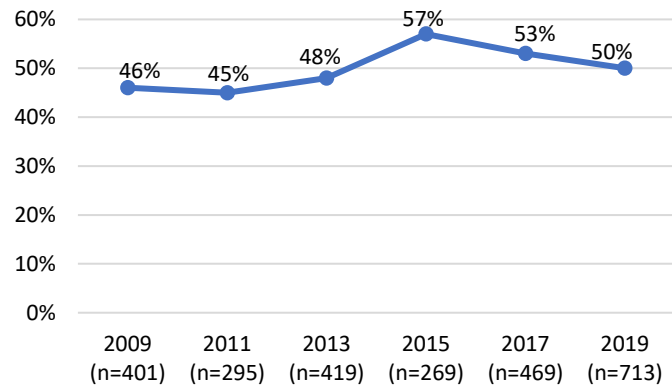
Source: SF DOSW Data Collection & Analysis.

¹ “List of City Boards, Commissions, and Advisory Bodies Created by Charter, Ordinance, or Statute,” Office of the City Attorney, <https://www.sfcityattorney.org/wp-content/uploads/2016/01/Commission-List-08252017.pdf>, (August 25, 2017).

Race and Ethnicity

- People of color are underrepresented on policy bodies compared to the population. Although people of color comprise 62% of San Francisco’s population, just 50% of appointees identify as a race other than white.
- While the overall representation of people of color has increased between 2009 and 2019, as the Department collected data on more appointees, the representation of people of color has decreased over the last few years. The percentage of appointees of color decreased from 53% in 2017 to 49% in 2019.
- As found in previous reports, Latinx and Asian groups are underrepresented on San Francisco policy bodies compared to the population. Latinx individuals are 14% of the population but make up only 8% of appointees. Asian individuals are 31% of the population but make up only 18% of appointees.

10-Year Comparison of Representation of People of Color on Policy Bodies

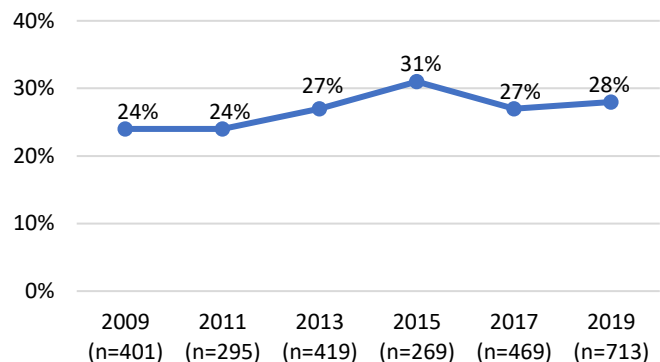


Source: SF DOSW Data Collection & Analysis.

Race and Ethnicity by Gender

- On the whole, women of color are 32% of the San Francisco population, and 28% of appointees. Although still below parity, 28% is a slight increase compared to 2017, which showed 27% women of color appointees.
- Meanwhile, men of color are underrepresented at 21% of appointees compared to 31% of the San Francisco population.
- Both White women and men are overrepresented on San Francisco policy bodies. White women are 23% of appointees compared to 17% of the San Francisco population. White men are 26% of appointees compared to 20% of the population.
- Black and African American women and men are well-represented on San Francisco policy bodies. Black women are 9% of appointees compared to 2.4% of the population, and Black men are 5% of appointees compared to 2.5% of the population.
- Latinx women are 7% of the San Francisco population but 3% of appointees, and Latinx men are 7% of the population but 5% of appointees.
- Asian women are 17% of the San Francisco population but 11% of appointees, and Asian men are 15% of the population but just 7% of appointees.

10-Year Comparison of Representation of Women of Color on Policy Bodies



Source: SF DOSW Data Collection & Analysis.

Additional Demographics

- Out of the 74% of appointees who responded to the survey question on LGBTQ identity, 19% identify as lesbian, gay, bisexual, transgender, nonbinary, queer, or questioning, and 81% of appointees identify as straight/heterosexual.
- Out of the 70% of appointees who responded to the question on disability, 11% identify as having one or more disabilities, which is just below the 12% of the adult population with a disability in San Francisco.
- Out of the 67% of appointees who responded to the question on veteran status, 7% have served in the military compared to 3% of the San Francisco population.

Proxies for Influence: Budget & Authority

- Although women are half of all appointees, those Commissions and Boards with the largest budgets have fewer women and especially fewer women of color. Meanwhile, women exceed representation on Boards and Commissions with the smallest budgets and women of color reach parity with the population on the smallest budgeted Commissions and Boards.
- Although still underrepresented relative to the San Francisco population, there is a larger percentage of people of color on Commissions and Boards with both the largest and smallest budgets compared to overall appointees.
- The percentage of total women is greater on Advisory Bodies than Commissions and Boards. Women are 54% of appointees on Advisory Bodies and 48% of appointees on Commissions and Boards. However, the percentages of people of color and women of color on Commissions and Boards exceed the percentages of people of color and women of color on Advisory Bodies.

Appointing Authorities

- Mayoral appointments include 55% women, 52% people of color, and 30% women of color, which is more diverse by gender and race compared to both Supervisorial appointments and total appointments.

Demographics of Appointees Compared to the San Francisco Population

	Women	People of Color	Women of Color	LGBTQ	Disability Status	Veteran Status
San Francisco Population	49%	62%	32%	6%-15%*	12%	3%
Total Appointees	51%	50%	28%	19%	11%	7%
10 Largest Budgeted Commissions & Boards	41%	55%	23%			
10 Smallest Budgeted Commissions & Boards	52%	54%	32%			
Commissions and Boards	48%	52%	30%			
Advisory Bodies	54%	49%	28%			

Sources: 2017 American Community Survey 5-Year Estimates, SF DOSW Data Collection & Analysis, 2019, *Note: Estimates vary by source. See page 16 for a detailed breakdown.

I. Introduction

Inspired by the 4th UN World Conference on Women in Beijing, San Francisco became the first city in the world to adopt a local ordinance reflecting the principles of the U.N. Convention on the Elimination of All Forms of Discrimination (CEDAW), an international bill of rights for women. The CEDAW Ordinance was passed unanimously by the San Francisco Board of Supervisors and signed into law by Mayor Willie L. Brown, Jr. on April 13, 1998.² In 2002, the CEDAW Ordinance was revised to address the intersection of race and gender and incorporate reference to the UN Convention on the Elimination of all Forms of Race Discrimination. The Ordinance requires City Government to take proactive steps to ensure gender equity and specifies “gender analysis” as a preventive tool to identify and address discrimination. Since 1998, the Department on the Status of Women has employed this tool to analyze the operations of 10 City Departments using a gender lens.

In 2007, the Department on the Status of Women conducted the first gender analysis to evaluate the number of women appointed to City Commissions and Boards. The findings of this analysis informed a City Charter Amendment developed by the Board of Supervisors for the June 2008 Election. This City Charter Amendment (Section 4.101) was overwhelmingly approved by voters and made it city policy that:

- The membership of Commissions and Boards are to reflect the diversity of San Francisco’s population,
- Appointing officials are to be urged to support the nomination, appointment, and confirmation of these candidates, and
- The Department on the Status of Women is required to conduct and publish a gender analysis of Commissions and Boards every 2 years.

The *2019 Gender Analysis* examines the representation of women; people of color; lesbian, gay, bisexual, transgender, queer, and questioning (LGBTQ) individuals; people with disabilities; and veterans on San Francisco policy bodies primarily appointed by the Mayor and the Board of Supervisors. This year’s analysis included more outreach to policy bodies as compared to previous analyses that were limited to Commissions and Boards. As a result, more appointees were included in the data collection and analysis than even before. These policy bodies fall under two categories designated by the San Francisco Office of the City Attorney. The first category, referred to as “Commissions and Boards,” are policy bodies with decision-making authority and whose members are required to submit financial disclosures to the Ethics Commission, and the second category, referred to as “Advisory Bodies,” are policy bodies with advisory function whose members do not submit financial disclosures to the Ethics Commission. A detailed description of methodology and limitations can be found at the end of this report on page 23.

² San Francisco Administrative Code Chapter 33.A.
[http://library.amlegal.com/nxt/gateway.dll/California/administrative/chapter33alocalimplementationoftheunited?f=templates\\$fn=default.htm\\$3.0\\$vid=amlegal:sanfrancisco_ca\\$sanc=JD_Chapter33A](http://library.amlegal.com/nxt/gateway.dll/California/administrative/chapter33alocalimplementationoftheunited?f=templates$fn=default.htm$3.0$vid=amlegal:sanfrancisco_ca$sanc=JD_Chapter33A).

II. Gender Analysis Findings

Many aspects of San Francisco’s diversity are reflected in the overall population of appointees on San Francisco policy bodies. The analysis includes 84 policy bodies, of which 823 of the 887 seats are filled leaving 7% vacant. As outlined below in the summary chart, slightly more than half of appointees are women, half of appointees are people of color, 28% are women of color, 19% are LGBTQ, 11% have a disability, and 7% are veterans.

Figure 1: Summary Data of Policy Body Demographics, 2019

Appointee Demographics	Percentage of Appointees
Women (n=741)	51%
People of Color (n=706)	50%
Women of Color (n=706)	28%
LGBTQ Identified (n=548)	19%
People with Disabilities (n=516)	11%
Veteran Status (n=494)	7%

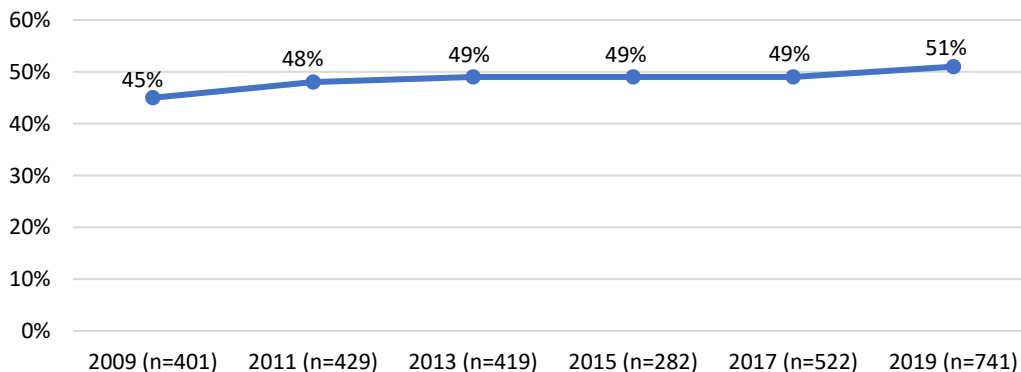
Source: SF DOSW Data Collection & Analysis.

However, further analysis reveals underrepresentation of particular groups. Subsequent sections present comprehensive data analysis providing comparison to previous years, detailing the variables of gender, race/ethnicity, LGBTQ identity, disability, veteran status, and policy body characteristics of budget size, decision-making authority, and appointment authority.

A. Gender

On San Francisco policy bodies, 51% of appointees identify as women, which is slightly above parity compared to the San Francisco female population of 49%. The representation of women remained stable at 49% from 2013 until 2017. This year, the representation of women increased by 2 percentage points, which could be partly due to the larger sample size used in this year’s analysis compared to previous years. A 10-year comparison shows that the representation of women appointees has gradually increased since 2009 by a total of six percentage points.

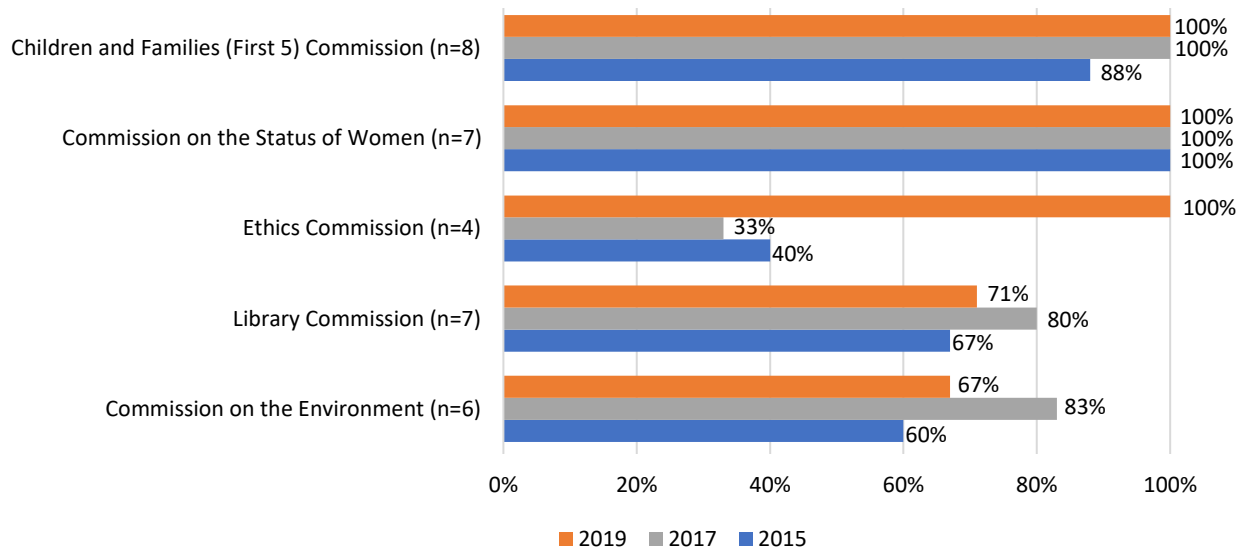
Figure 2: 10-Year Comparison of Representation of Women on Policy Bodies



Source: SF DOSW Data Collection & Analysis.

Figures 3 and 4 analyze Commissions and Boards. Figure 3 showcases the five Commissions and Boards with the highest representation of women appointees as compared to 2015 and 2013. The Children and Families (First Five) Commission and the Commission on the Status of Women are currently comprised of all women appointees. This finding has been consistent for the Commission on the Status of Women in 2015 and 2017. While the Ethics Commission has 100% women appointees, much more than 2015 and 2017, its small size of five appointees means that minimal changes in its demographic composition greatly impacts percentages. This is also the case for other policy bodies with a small number of members. The Library Commission and the Commission on the Environment are fourth and fifth on the list at 71% and 67% women, respectively, with long standing female majorities on each.

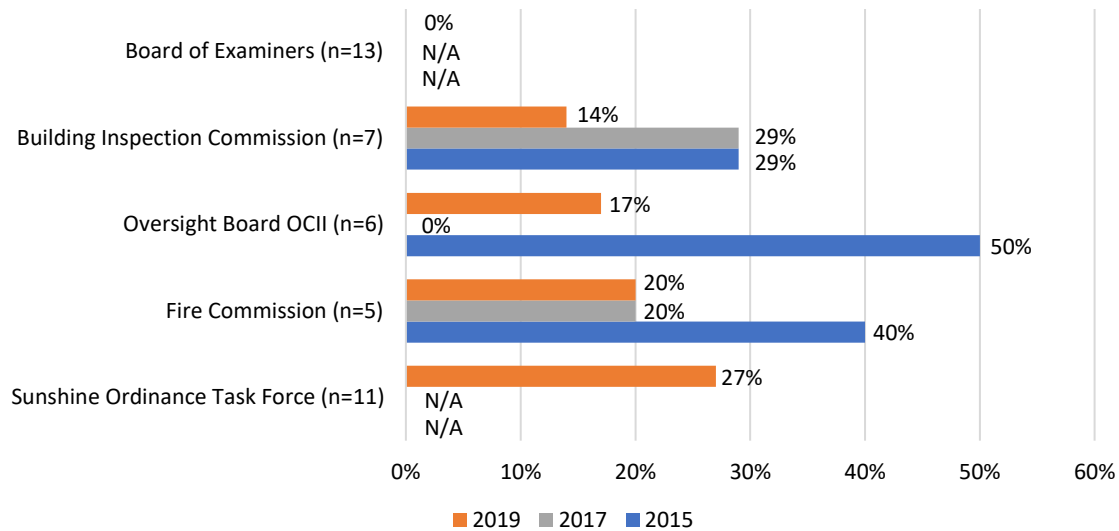
Figure 3: Commissions and Boards with Highest Percentages of Women, 2019 Compared to 2017, 2015



Source: SF DOSW Data Collection & Analysis.

Out of the Commissions and Boards in this section, 23 have 40% or less women. The five Commissions and Boards with the lowest representation of women are displayed in Figure 4. The lowest percentage is found on the Board of Examiners where currently *none* of the 13 appointees are women. Unfortunately, demographic data is unavailable for the Board of Examiners for 2017 and 2015. Next is the Building Inspection Commission at 14%, which is a decrease of female representation compared to 2017 and 2015. The Oversight Board of Community Investment and Infrastructure, Fire Commission, and Sunshine Ordinance Task Force also have some of the lowest percentages of women at 17%, 20%, and 27%, respectively. Unfortunately, the Sunshine Ordinance Task Force did not participate in previous analyses and therefore demographics data is unavailable for 2017 and 2015.

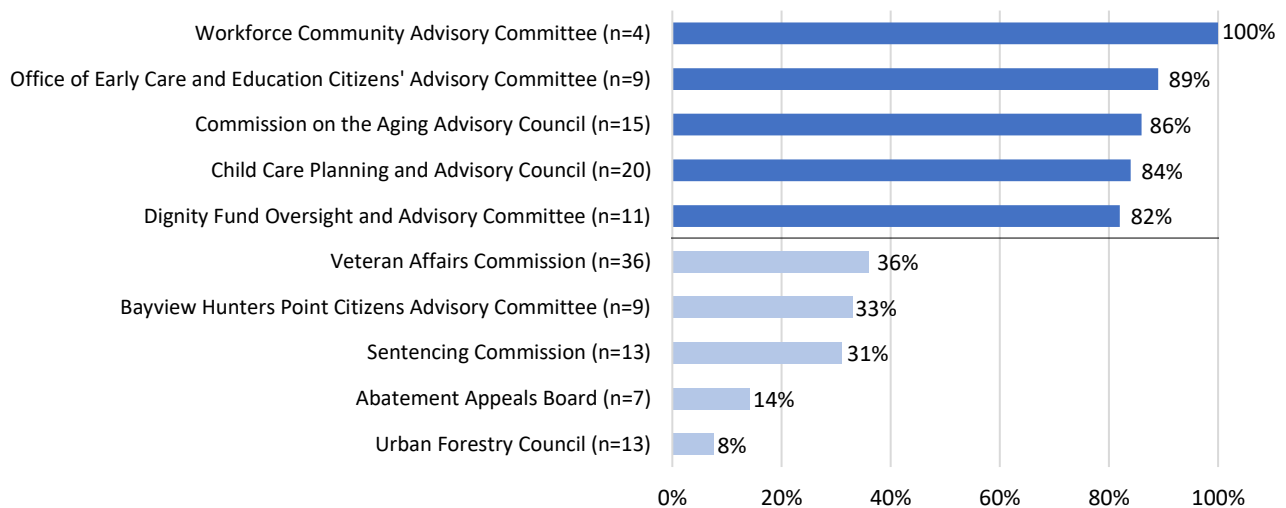
Figure 4: Commissions and Boards with Lowest Percentage of Women, 2019 Compared to 2017, 2015



Source: SF DOSW Data Collection & Analysis.

In addition to Commissions and Boards, Advisory Bodies were examined for the highest and lowest percentages of women. This is the first year such bodies have been included, thus comparison to previous years is unavailable. Figure 9 below displays the five Advisory Bodies with the highest and the five with the lowest representations of women. The Workforce Community Advisory Committees has the greatest representation of women at 100%, followed by the Office of Early Care and Education Citizen’s Advisory Committee at 89%. The Advisory Bodies with the lowest percentage of women are the Urban Forestry Council at 8% of the 13-member body and the Abatement Appeals Board at 14% of the 7-member body.

Figure 5: Advisory Bodies with the Highest and Lowest Percentage of Women, 2019

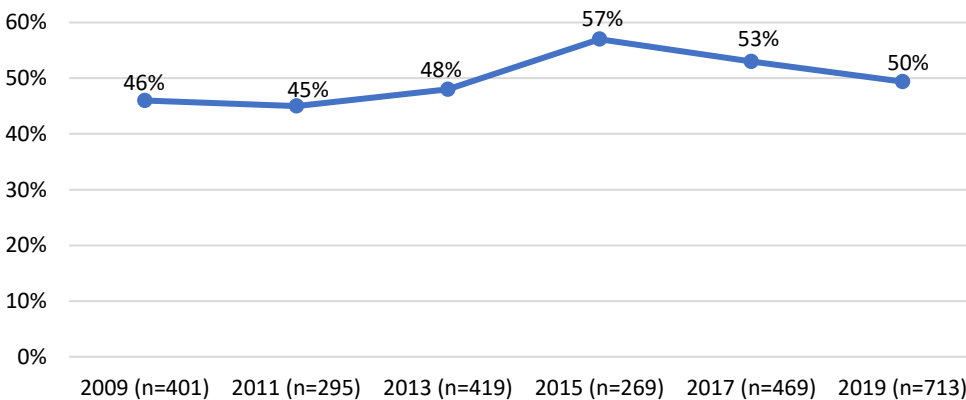


Source: SF DOSW Data Collection & Analysis.

B. Race and Ethnicity

Data on racial and ethnic identity was collected for 706, or 95%, of the 741 surveyed appointees. Although half of appointees identify as a race or ethnicity other than white or Caucasian, people of color are still underrepresented compared to the San Francisco population of 62%. The representation of people of color has increased since 2009 but has decreased following 2015. The number of appointees analyzed increased substantially in 2017 and 2019 compared to 2015, and these larger data samples have coincided with smaller percentages of people of color. The percentage decrease following 2017 could be partially due to the inclusion of more policy and advisory bodies, as the representation of people of color on Commissions and Boards dropped only slightly from 53% in 2017 to 52% in 2019.

Figure 6: 10-Year Comparison of Representation of People of Color on Policy Bodies



Source: SF DOSW Data Collection & Analysis.

The racial and ethnic breakdown of policy body members compared to the San Francisco population is shown in Figure 7. This analysis reveals underrepresentation and overrepresentation in San Francisco policy bodies for certain racial and ethnic groups. Half of all appointees are white, an overrepresentation by more than 10 percentage points. The Black and African American community is well represented on appointed policy bodies at 14% compared to 5% of the population of San Francisco. Characterizing this as an overrepresentation is inaccurate given the representation of Black or African American people on policy bodies has been consistent over the years while the San Francisco population has declined over the same period.³ Furthermore, the most recent nationwide estimate for the Black or African American population is 13%, which is nearly equal to the 14% of Black or African American appointees present on San Francisco policy bodies.⁴

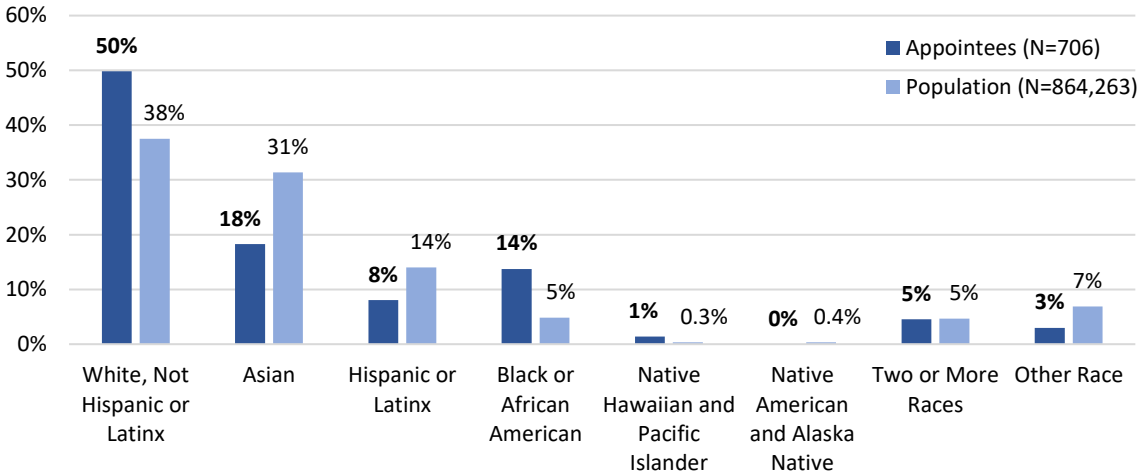
Considerably underrepresented racial and ethnic groups on San Francisco policy bodies compared to the San Francisco population are individuals who identify as Asian or Latinx. While Asians are 31% of the San Francisco population, they only make up 18% of appointees. While the Latinx population of San Francisco is 14%, only 8% of appointees are Latinx. Although there is a small population of Native

³ Samir Gambhir and Stephen Menendian, "Racial Segregation in the Bay Area, Part 2," *Haas Institute for a Fair and Inclusive Society* (2018).

⁴ US Census Bureau, 2018, Retrieved from <https://www.census.gov/quickfacts/fact/table/US/PST045218>.

Americans and Alaska Natives in San Francisco of 0.4%, none of the surveyed appointees identified themselves as such.

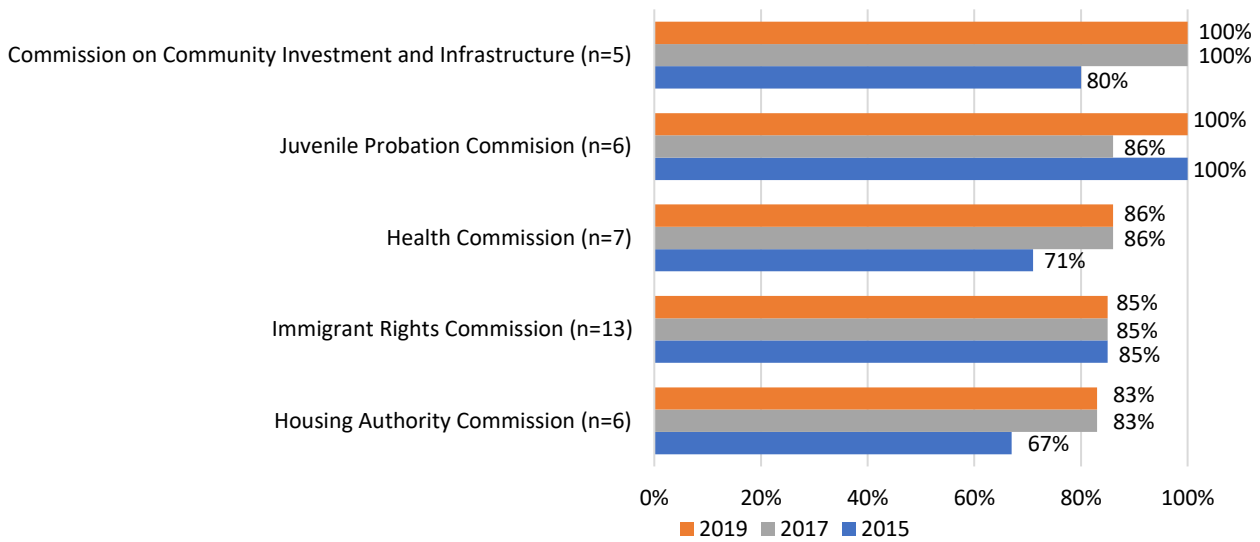
Figure 7: Race and Ethnicity of Appointees Compared to San Francisco Population, 2019



Sources: 2017 American Community Survey 5-Year Estimates, SF DOSW Data Collection & Analysis.

The next two graphs illustrate Commissions and Boards, and Advisory Bodies with the highest and lowest percentages of people of color. As shown in Figure 8, the Commission on Community Investment and Infrastructure remained at 100% from 2017, while the Juvenile Probation Commission has returned to 100% this year after a dip in 2017. Next is the Health Commission, Immigrant Rights Commission, and Housing Authority Commission at 86%, 85%, and 83%, respectively. Percentages of people of color on both the Health Commission and the Housing Authority Commission increased following 2015, and have remained consistent since 2017.

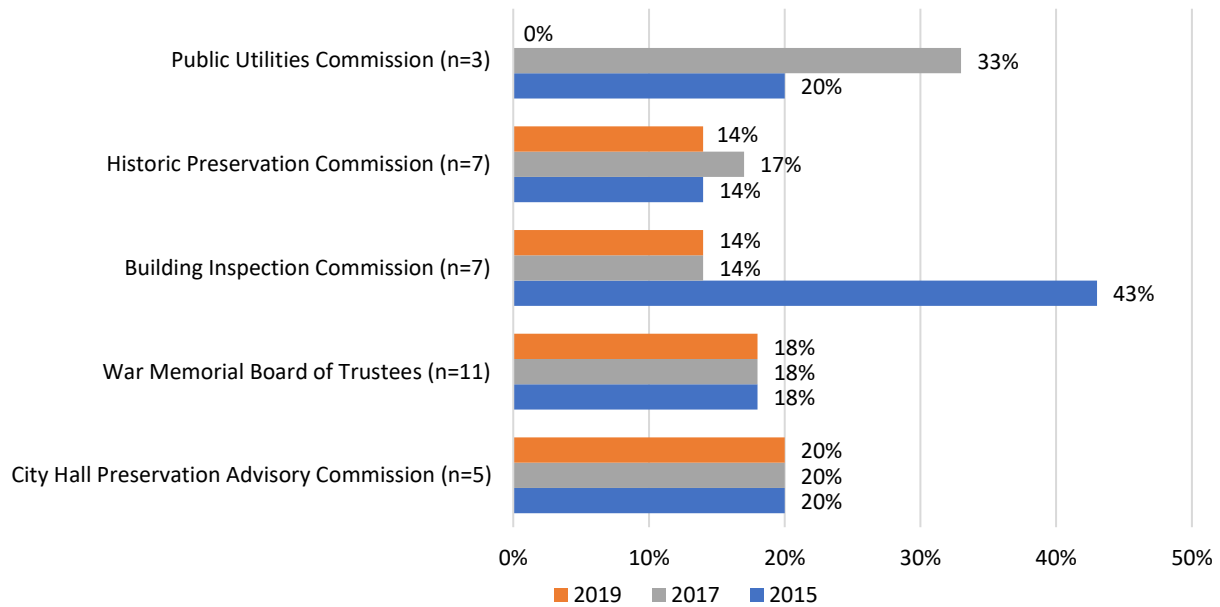
Figure 8: Commissions and Boards with Highest Percentage of People of Color, 2019 Compared to 2017, 2015



Source: SF DOSW Data Collection & Analysis.

There are 23 policy bodies that have 40% or less appointees who identified a racial and ethnic category other than white. Although the Public Utilities Commission has two vacancies, *none* of the current appointees identify as people of color. The Historic Preservation Commission and Building Inspection Commission are both at 14% representation for people of color. The Building Inspection Commission had a large drop from 43% in 2015, with the percentage of people of color decreasing to 14% in 2017 and remaining at this percent for 2019. Lastly, the War Memorial Board of Trustees and City Hall Preservation Advisory Commission have 18% and 20%, respectively.

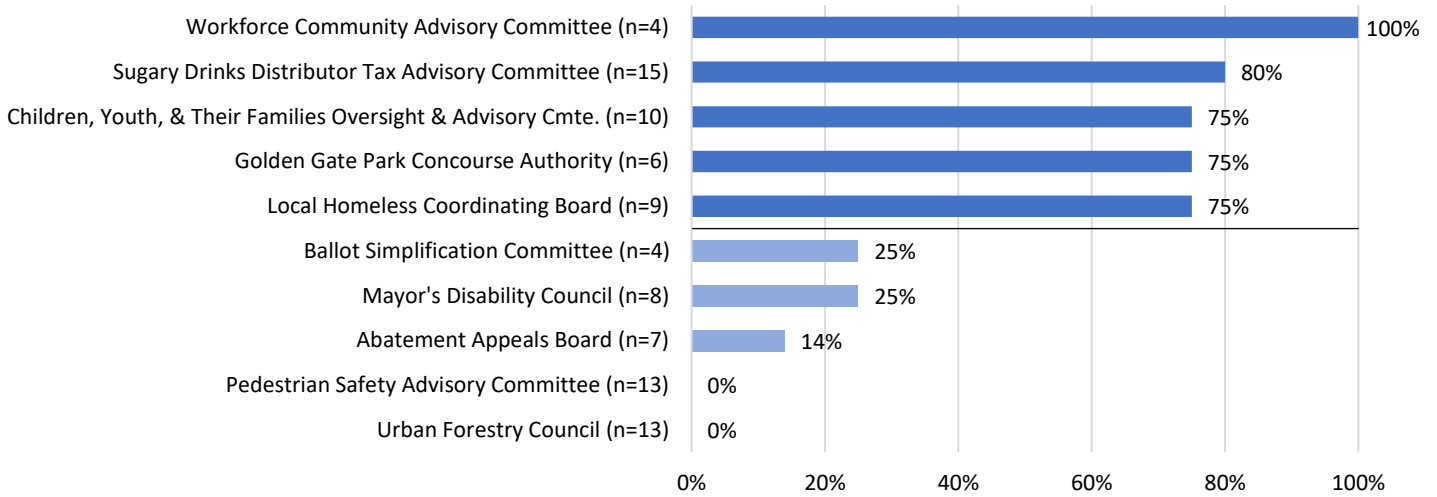
Figure 9: Commissions and Boards with Lowest Percentage of People of Color, 2019 Compared to 2017, 2015



Source: SF DOSW Data Collection & Analysis.

In addition to Commissions and Boards, Advisory Bodies were examined for the highest and lowest percentages of people of color. This is the first year such bodies have been included, thus comparison to previous years is unavailable. All members of the Workforce Community Advisory Committee are people of color. People of color comprise 80% of the Sugary Drinks Distributor Tax Advisory Committee, and 75% of appointees on the Children, Youth and Their Families Oversight and Advisory Committee, the Golden Gate Park Concourse Authority, and the Local Homeless Coordinating Board. Out of the five Advisory Bodies with the lowest representation of people of color, the Ballot Simplification Committee and the Mayor’s Disability Council have 25% appointees of color, and the Abatement Appeals Board has 14% appointees of color. The Urban Forestry and the Pedestrian Safety Advisory Committee have no people of color currently serving.

Figure 10: Advisory Bodies with the Highest and Lowest Percentage of People of Color, 2019

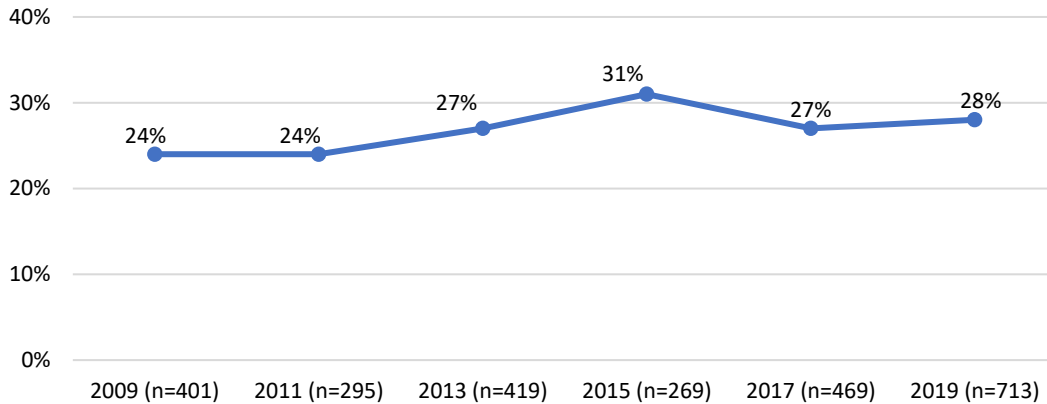


Source: SF DOSW Data Collection & Analysis.

C. Race and Ethnicity by Gender

White men and women are overrepresented on San Francisco policy bodies, while Asian and Latinx men and women are underrepresented. While women of color continue to be underrepresented at 28% compared to the San Francisco population of 32%, this is a slight increase from 2017 which showed 27% women of color. Meanwhile, men of color are 21% of appointees compared to 31% of the San Francisco population.

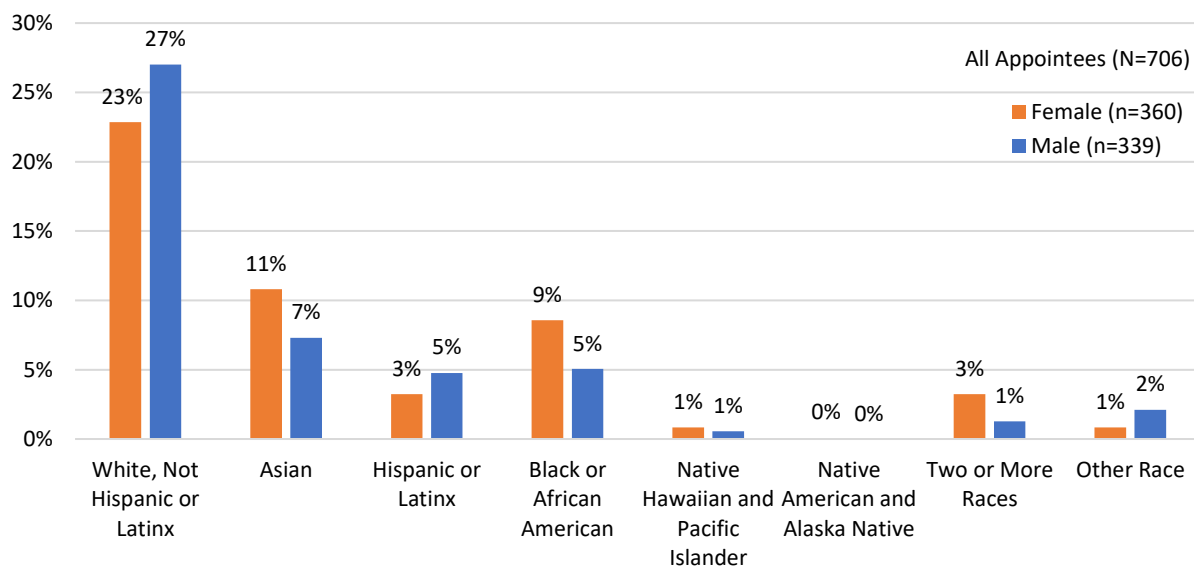
Figure 11: 10-Year Comparison of Representation of Women of Color on Policy Bodies



Source: SF DOSW Data Collection & Analysis.

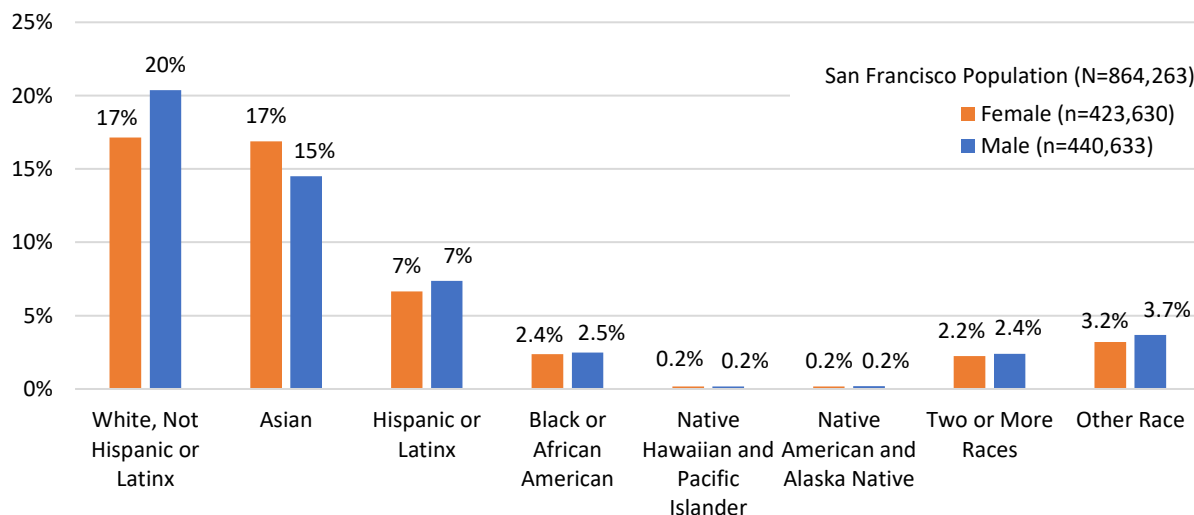
The following figures present the breakdown for appointees and the San Francisco population by race and ethnicity and gender. White men and women are overrepresented, holding 27% and 23% of appointments, respectively, compared to 20% and 17% of the population, respectively. Asian men and women are both greatly underrepresented with Asian women making up 11% of appointees compared to 17% of the population while Asian men comprise 7% of appointees and 15% of the population. Latinx men and women are also underrepresented, particularly Latinx women, who are 3% of appointees and 7% of the population, while Latinx men are 5% of appointees and 7% of the population. Black or African American men and women are well-represented with Black women comprising 9% of appointees and Black men comprising 5% of appointees. Pacific Islander men and women, and multiethnic women also exceed parity with the population. Although Native American men and women make up only 0.4% of San Francisco’s population, none of the surveyed appointees identified themselves as such.

Figure 12: Appointees by Race/Ethnicity and Gender, 2019



Source: SF DOSW Data Collection & Analysis.

Figure 13: San Francisco Population by Race/Ethnicity, 2019



Source: 2017 American Community Survey 5-Year Estimates.

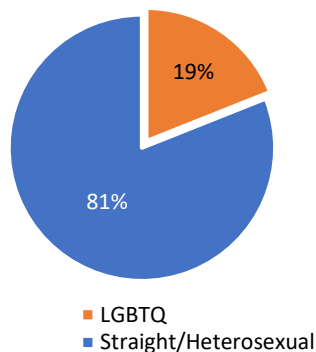
D. LGBTQ Identity

Lesbian, gay, bisexual, transgender, queer, and questioning (LGBTQ) identity data was collected from 548, or 75%, of the 741 surveyed appointees, which is much more data on LGBTQ identity compared to previous reports. Due to limited and outdated information on the population of the LGBTQ community in San Francisco, it is difficult to adequately assess the representation of the LGBTQ community. However, compared to available San Francisco, larger Bay Area, and national data, the LGBTQ community is well represented on San Francisco policy bodies. Recent research estimates the national LGBT population is 4.5%.⁵ The LGBT population of the San Francisco and greater Bay Area is estimated to rank the highest of U.S. cities at 6.2%,⁶ while a 2006 survey found that 15.4% of adults in San Francisco identify as LGBT⁷.

Of the appointees who responded to this question, 19% identify as LGBTQ and 81% identify as straight or heterosexual. Of the LGBTQ appointees, 48% identify as gay, 23% as lesbian, 17% as bisexual, 7% as queer, 5% as transgender, and 1% as questioning. Data on LGBTQ identity by race was not captured. Efforts to capture data on LGBTQ identity by race for future reports would enable more intersectional analysis.

Figure 14: LGBTQ Identity of Appointees, 2019

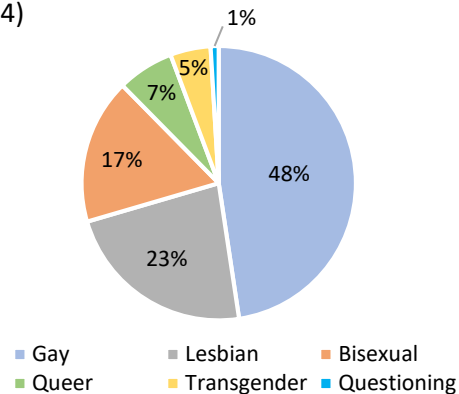
(N=548)



Source: SF DOSW Data Collection & Analysis.

Figure 15: LGBTQ Population of Appointees, 2019

(N=104)



Source: SF DOSW Data Collection & Analysis.

E. Disability Status

Overall, 12% of adults in San Francisco have one or more disabilities, and when broken down by gender, 6.2% are women and 5.7% are men. Disability data for transgender and gender non-conforming individuals in San Francisco is currently unavailable. Data on disability was obtained from 516, or 70%, of the 714 appointees who participated in the survey. Of the 516 appointees, 11.2% reported to have one

⁵ Frank Newport, "In U.S., Estimate of LGBT Population Rises to 4.5%," *GALLUP* (May 22, 2018) <https://news.gallup.com/poll/234863/estimate-lgbt-population-rises.aspx>.

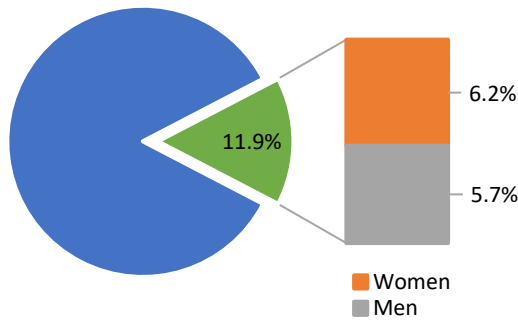
⁶ Gary J. Gates and Frank Newport, "San Francisco Metro Area Ranks Highest in LBGT Percentage," *GALLUP* (March 20, 2015) https://news.gallup.com/poll/182051/san-francisco-metro-area-ranks-highest-lgbt-percentage.aspx?utm_source=Social%20Issues&utm_medium=newsfeed&utm_campaign=tiles.

⁷ Gary J. Gates, "Same Sex Couples and the Gay, Lesbian, Bisexual Population: New Estimates from the American Community Survey," *The Williams Institute on Sexual Orientation Law and Public Policy, UCLA School of Law* (2006).

or more disabilities, which is near parity with the San Francisco population. Of the 11.2% appointees with one or more disabilities, 6.8% are women, 3.9% are men, 0.4% are trans women, and 0.2% are trans men.

Figure 16: San Francisco Adult Population with a Disability by Gender, 2017

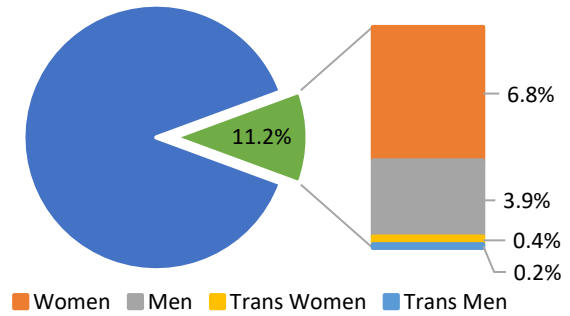
(N=744,243)



Source: 2017 American Community Survey 5-Year Estimates.

Figure 17: Appointees with One or More Disabilities by Gender, 2019

(N=516)



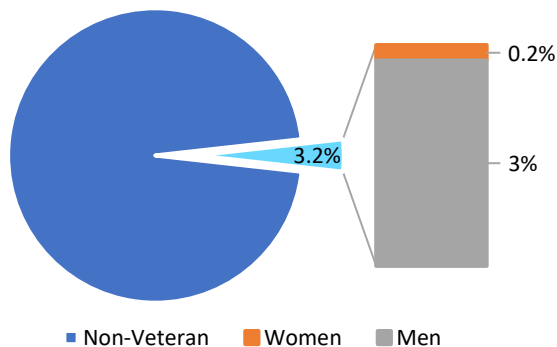
Source: SF DOSW Data Collection & Analysis.

F. Veteran Status

Overall, 3.2% of the adult population in San Francisco has served in the military. There is a considerable difference by gender, as male veterans are 3% and female veterans are 0.2% of the population. Data on veteran status was obtained from 494, or 67%, of appointees who participated in the survey. Of the 494 appointees who responded to this question, 7.1% have served in the military. Like the San Francisco population, there is a large difference by gender, as men comprise 5.7% and women make up only 1.2% of the total number of veteran appointees. Of participating appointees, 0.2% of veterans are trans women. Veteran status data on transgender and gender non-conforming individuals in San Francisco is currently unavailable.

Figure 18: San Francisco Adult Population with Military Service by Gender, 2017

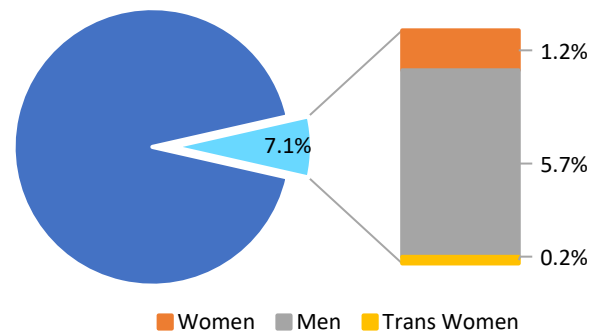
(N=747,896)



Source: 2017 American Community Survey 5-Year Estimates.

Figure 19: Appointees with Military Service, 2019

(N=494)



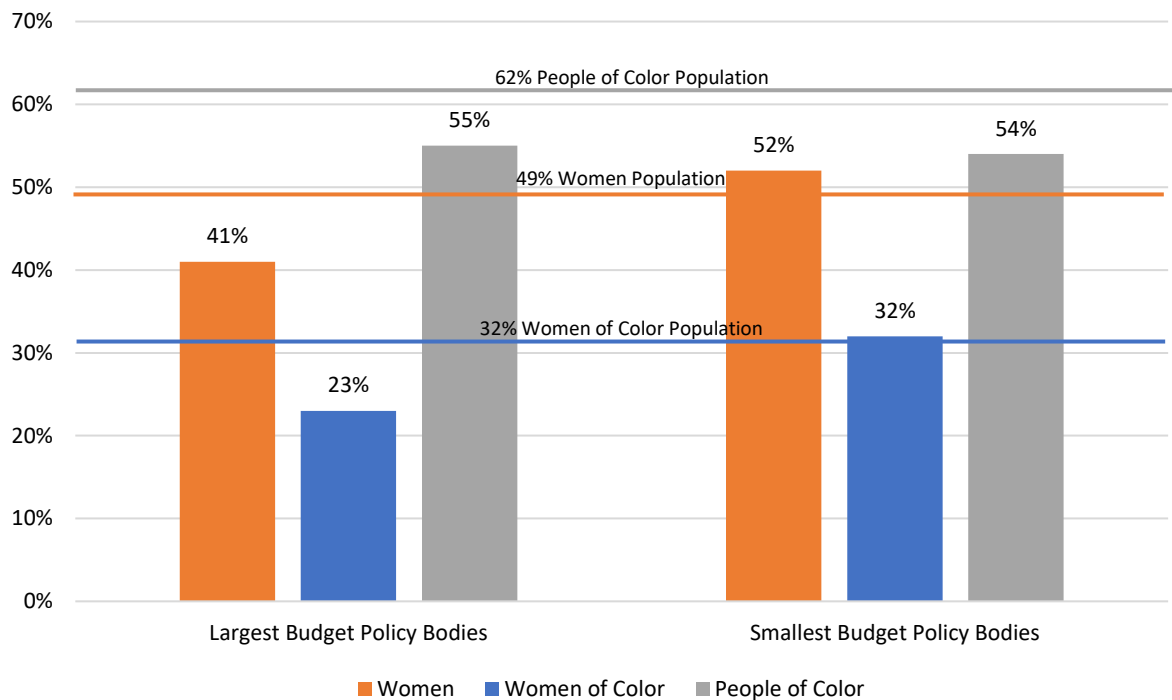
Source: SF DOSW Data Collection & Analysis.

G. Policy Bodies by Budget

This report also examines whether policy bodies with the largest and smallest budget sizes and other characteristics are demographically representative of the San Francisco population. In this section, budget size is used as a proxy for influence. Although this report has expanded the scope of analysis to include more policy bodies compared to previous reports, this section of analysis was limited to Commissions and Boards with decision-making authority and whose members file financial disclosures with the Ethics Commission. The purpose of this analysis is to evaluate the demographics for the spectrum of budgetary influence of policy bodies with decision-making authority in San Francisco.

Overall, appointees from the 10 largest budgeted Commissions and Boards are 55% people of color, 41% women, and 23% women of color. Appointees from the 10 smallest budgeted Commissions and Boards are 54% people of color, 52% women, and 32% women of color. Although still below parity with the San Francisco population, the representation of people of color on both the largest and smallest budgeted policy bodies is greater than the percentage of people of color for all appointees combined (50%). For women and women of color, their representation meets or exceeds parity with the population on the 10 smallest budgeted bodies. However, it falls far below parity for the 10 largest budgeted bodies. The representation of total women and women of color is greater on smaller budgeted policy bodies by 27%, and 39%, respectively.

Figure 20: Percent of Women, Women of Color, and People of Color on Commissions and Boards with Largest and Smallest Budgets in Fiscal Year 2018-2019



Source: SF DOSW Data Collection & Analysis.

Figure 21: Demographics of Commissions and Boards with Largest Budgets, 2019

Body	FY18-19 Budget	Total Seats	Filled seats	Women	Women of Color	People of Color
Health Commission	\$2,200,000,000	7	7	29%	14%	86%
Public Utilities Commission	\$1,296,600,000	5	3	67%	0%	0%
MTA Board of Directors and Parking Authority Commission	\$1,200,000,000	7	7	57%	14%	43%
Airport Commission	\$1,000,000,000	5	5	40%	20%	40%
Commission on Community Investment and Infrastructure	\$745,000,000	5	5	60%	60%	100%
Police Commission	\$687,139,793	7	7	43%	43%	71%
Health Authority (Plan Governing Board)	\$666,000,000	19	15	33%	27%	47%
Human Services Commission	\$529,900,000	5	5	40%	0%	40%
Fire Commission	\$400,721,970	5	5	20%	20%	40%
Aging and Adult Services Commission	\$334,700,000	7	7	43%	14%	57%
Total	\$9,060,061,763	72	66	41%	23%	55%

Source: SF DOSW Data Collection & Analysis.

Figure 22: Demographics of Commissions and Boards with Smallest Budgets, 2019

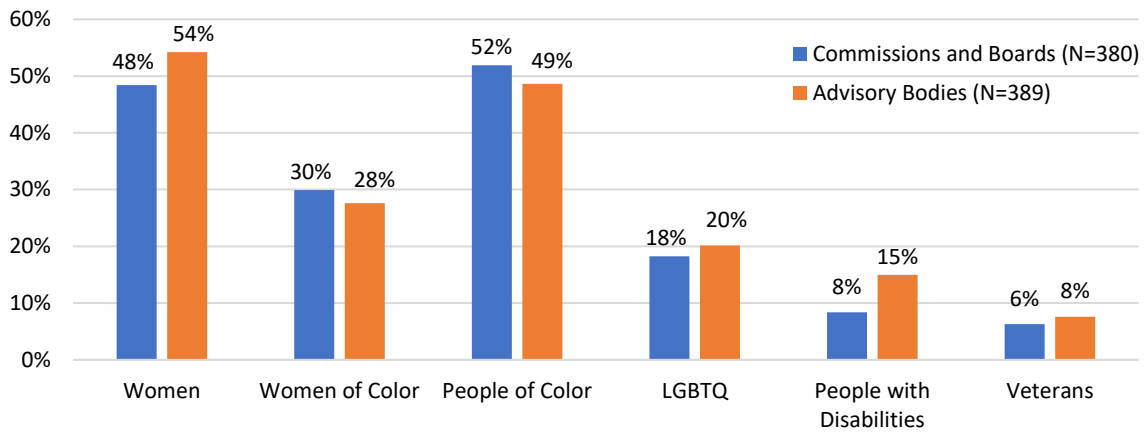
Body	FY18-19 Budget	Total Seats	Filled Seats	Women	Women of color	People of Color
Rent Board Commission	\$8,543,912	10	9	44%	11%	33%
Commission on the Status of Women	\$8,048,712	7	7	100%	71%	71%
Ethics Commission	\$6,458,045	5	4	100%	50%	50%
Human Rights Commission	\$4,299,600	12	10	50%	50%	70%
Small Business Commission	\$2,242,007	7	7	43%	29%	43%
Civil Service Commission	\$1,262,072	5	4	50%	0%	25%
Board of Appeals	\$1,072,300	5	5	40%	20%	40%
Entertainment Commission	\$1,003,898	7	7	29%	14%	57%
Assessment Appeals Board No.1, 2, & 3	\$663,423	24	18	39%	22%	44%
Youth Commission	\$305,711	17	16	56%	44%	75%
Total	\$33,899,680	99	87	52%	32%	54%

Source: SF DOSW Data Collection & Analysis.

H. Comparison of Advisory Body and Commission and Board Demographics

The comparison of the two policy body categories in this section provides another proxy for influence, as Commissions and Boards whose members file disclosures of economic interest have greater decision-making authority in San Francisco than Advisory Bodies whose members do not file economic interest disclosures. The percentages of total women, LGBTQ people, people with disabilities, and veterans are larger for total appointees on Advisory Bodies. However, the percentages of women of color and people of color on Commissions and Boards slightly exceeds the percentages of women of color and people of color on Advisory Bodies.

Figure 23: Demographics of Appointees on Commission and Boards and Advisory Bodies, 2019

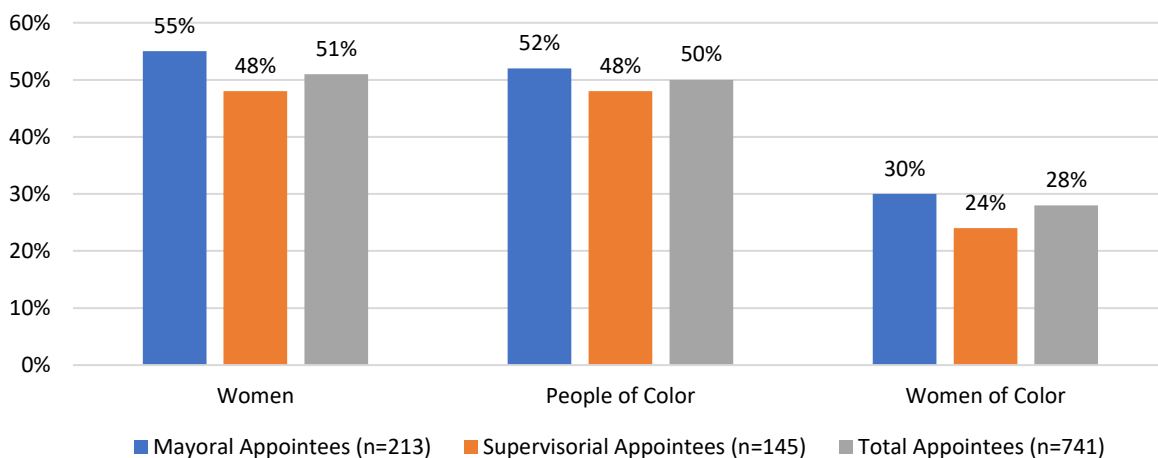


Source: SF DOSW Data Collection & Analysis.

I. Demographics of Mayoral, Supervisorial, and Total Appointees

Figure 24 compares the representation of women, women of color, and people of color for appointments made by the Mayor, Board of Supervisors, and by the total of all approving authorities combined. Mayoral appointments are more diverse, and consist of more women, women of color, and people of color compared to Supervisorial appointments. Mayoral appointments include 55% women, 30% women of color, and 52% people of color, while Supervisorial appointments are 48% women, 24% women of color, and 48% people of color. The total of all approving authorities combined average out at 51% women, 28% women of color, and 50% people of color. This disparity in diversity between Mayoral and Supervisorial appointments may be due in part to the appointment section process for each authority. The 11-member Board of Supervisors only sees applicants for specific bodies through the 3-member Rules Committee or by designees, stipulated in legislation (e.g. “renter,” “landlord,” “consumer advocate”), whereas the Mayor typically has the ability to take total appointments into account during selections, and can therefore better address gaps in diversity.

Figure 24: Demographics of Mayoral, Supervisorial, and Total Appointees, 2019



Source: SF DOSW Data Collection & Analysis.

III. Conclusion

Since the first gender analysis of Commissions and Boards in 2007, the representation of women appointees on San Francisco policy bodies has gradually increased. The *2019 Gender Analysis* finds the percentage of women appointees is 51%, which slightly exceeds the population of women in San Francisco.

When appointee demographics are analyzed by gender and race, women of color continue to be underrepresented on San Francisco policy bodies compared to the San Francisco population. Most notably underrepresented are Asian women who make up 17% of the population but only 11% of appointees, and Latinx women who make up 7% of the population but only 3% of appointees. Additionally, men of color are underrepresented relative to their San Francisco population, primarily Asian and Latinx men.

Furthermore, when analyzing the demographic composition of larger and smaller budgeted Commissions and Boards, women are underrepresented on those with the largest budgets, and overrepresented or reach parity with the population on smaller budgeted Commissions and Boards. These two trends are amplified for women of color appointees. Women comprise 41% of total appointees on the largest budgeted policy bodies, which is 8 percentage points below the population, and women of color comprise 23% of total appointees on the largest budgeted policy bodies, 9 percentage points below their San Francisco population. Comparatively, women are 52% of total appointees on the smallest budgeted policy bodies, and women of color are 32% of appointees, which is equal to the San Francisco population. However, the issue of largest and smallest budgeted policy bodies does not seem to impact the representation of people of color. People of color make up 55% of appointees on the largest budgeted policy bodies and 54% of appointees on the smallest budgeted policy bodies compared to 50% of total appointees. Nonetheless, these percentages still fall below the San Francisco population of people of color at 62%.

In addition to using budget size as a proxy for influence, this report analyzed demographic characteristics of appointees on Commissions and Boards who file disclosures of economic interest and have decision-making authority, and appointees on Advisory Bodies who do not file economic interest disclosures. Over half (54%) of appointees on Advisory Bodies are women, while 48% of appointees on Commissions and Boards are women. Although 48% is only slightly below the San Francisco population of women, women comprise a decently higher percentage of appointees on Advisory Bodies compared to Commissions and Boards.

This year's report features more data on LGBTQ identity, veteran status, and disability than previous gender analyses. The *2019 Gender Analysis* found a relatively high representation of LGBTQ individuals on San Francisco policy bodies. For the appointees that provided LGBTQ identity information, 19% identify as LGBTQ with the largest subset being gay men at 48%. It is recommended for future gender analyses to collect LGBTQ data by race and gender to provide additional intersectional analysis. The representation of appointees with disabilities is 11%, just below the 12% population. Veterans are highly represented on San Francisco policy bodies at 7% compared to the veteran population of 3%.

Additionally, this report evaluates and compares the representation of women, women of color, and people of color appointees by the Mayor, Board of Supervisors, and by the total of all approving authorities combined. Mayoral appointees include 55% women, 30% women of color, and 52% people

of color, which overall is more diverse by gender and race compared to both Supervisorial appointees and total appointees.

This report is intended to advise the Mayor, Board of Supervisors, and other appointing authorities, as they select appointments for policy bodies of the City and County of San Francisco. In spirit of the 2008 City Charter Amendment that establishes this biennial Gender Analysis report requirement and the importance of diversity on San Francisco policy bodies, efforts to address gaps in diversity and inclusion should remain at the forefront when making appointments in order to accurately reflect the population of San Francisco.

IV. Methodology and Limitations

This report focuses on City and County of San Francisco Commissions, Boards, Task Forces, Councils, and Committees that have the majority of members appointed by the Mayor and Board of Supervisors and that have jurisdiction limited to the City. The gender analysis reflects data from the policy bodies that provided information to the Department on the Status of Women through digital and paper survey.

Data was requested from 90 policy bodies and acquired from 84 different policy bodies and a total of 741 appointees. A Commissioner or Board member's gender identity, race/ethnicity, sexual orientation, disability status, and veteran status were among data elements collected on a voluntary basis. Data on lesbian, gay, bisexual, transgender, queer, or questioning (LGBTQ) identity, disability, and veteran status of appointees were incomplete or unavailable for some appointees but are included to the extent possible. As the fundamental objective of this report is to surface patterns of underrepresentation, every attempt has been made to reflect accurate and complete information in this report. Data for some policy bodies was incomplete, and all appointees who responded were included in the total demographic categories. Only policy bodies with full data on gender and race for all appointees were included in sections comparing demographics of individual bodies. It should be noted that for policy bodies with a small number of members, the change of a single individual greatly impacts the percentages of demographic categories. As such, these percentages should be interpreted with this in mind.

The surveyed policy bodies fall under two categories designated by the San Francisco Office of the City Attorney document entitled *List of City Boards, Commissions, and Advisory Bodies Created by Charter, Ordinance, or Statute*.⁸ This document separates San Francisco policy bodies into two different categories. The first category includes Commissions and Boards with decision-making authority and whose members are required to submit financial disclosures with the Ethics Commission, and the second category encompasses Advisory Bodies whose members do not submit financial disclosures with the Ethics Commission. Depending on the analysis criteria in each section of this report, the surveyed policy bodies and appointees are either examined comprehensively as a whole or examined separately in the two categories designated by the Office of the City Attorney.

Data from the U.S. Census 2013-2017 American Community Survey 5-Year Estimates provides a comparison to the San Francisco population. Figures 26 and 27 in the Appendix display these population estimates by race/ethnicity and gender.

⁸ "List of City Boards, Commissions, and Advisory Bodies Created by Charter, Ordinance, or Statute," Office of the City Attorney, <https://www.sfcityattorney.org/wp-content/uploads/2016/01/Commission-List-08252017.pdf>, (August 25, 2017).

Appendix

Figure 25: Policy Body Demographics, 2019⁹

Policy Body	Total Seats	Filled Seats	FY18-19 Budget	Women	Women of Color	People of Color
Abatement Appeals Board	7	7	\$76,500,000	14%	0%	14%
Aging and Adult Services Commission	7	7	\$334,700,000	57%	33%	57%
Airport Commission	5	5	\$1,000,000,000	40%	50%	40%
Arts Commission	15	15	\$37,000,000	67%	50%	60%
Asian Art Commission	27	27	\$30,000,000	63%	71%	59%
Assessment Appeals Board No.1	8	5	\$663,423	20%	0%	20%
Assessment Appeals Board No.2	8	8	-	50%	75%	63%
Assessment Appeals Board No.3	8	4	-	50%	50%	50%
Ballot Simplification Committee	5	4	\$0	75%	33%	25%
Bayview Hunters Point Citizens Advisory Committee	12	9	\$0	33%	100%	67%
Board of Appeals	5	5	\$1,072,300	40%	50%	40%
Board of Examiners	13	13	\$0	0%	0%	46%
Building Inspection Commission	7	7	\$76,500,000	14%	0%	14%
Child Care Planning and Advisory Council	25	19	\$26,841	84%	50%	50%
Children and Families Commission (First 5)	9	8	\$28,002,978	100%	75%	75%
Children, Youth, and Their Families Oversight and Advisory Committee	11	10	\$155,224,346	50%	80%	75%
Citizen's Committee on Community Development	9	8	\$39,696,467	75%	67%	63%
City Hall Preservation Advisory Commission	5	5	\$0	60%	33%	20%
Civil Service Commission	5	4	\$1,262,072	50%	0%	25%
Commission on Community Investment and Infrastructure	5	5	\$745,000,000	60%	100%	100%
Commission on the Aging Advisory Council	22	15	\$0	80%	33%	31%
Commission on the Environment	7	6	\$27,280,925	67%	50%	50%
Commission on the Status of Women	7	7	\$8,048,712	100%	71%	71%
Dignity Fund Oversight and Advisory Committee	11	11	\$3,000,000	82%	33%	45%
Eastern Neighborhoods Citizens Advisory Committee	19	13	\$0	38%	40%	44%
Elections Commission	7	7	\$15,238,360	57%	25%	29%
Entertainment Commission	7	7	\$1,003,898	29%	50%	57%
Ethics Commission	5	4	\$6,458,045	100%	50%	50%
Film Commission	11	11	\$0	55%	67%	50%
Fire Commission	5	5	\$400,721,970	20%	100%	40%
Golden Gate Park Concourse Authority	7	6	\$0	50%	67%	75%

⁹ Figure 25 only includes policy bodies with complete data on gender for all appointees. Some bodies had incomplete data on race/ethnicity of appointees. For these, percentages for people of color are calculated out of known race/ethnicity.

Policy Body	Total Seats	Filled Seats	FY18-19 Budget	Women	Women of Color	People of Color
Health Authority (Plan Governing Board)	19	15	\$666,000,000	33%	80%	50%
Health Commission	7	7	\$2,200,000,000	43%	50%	86%
Health Service Board	7	6	\$11,632,022	33%	0%	50%
Historic Preservation Commission	7	7	\$53,832,000	43%	33%	14%
Housing Authority Commission	7	6	\$60,894,150	50%	100%	83%
Human Rights Commission	12	10	\$4,299,600	60%	100%	70%
Human Services Commission	5	5	\$529,900,000	40%	0%	40%
Immigrant Rights Commission	15	13	\$0	54%	86%	85%
In-Home Supportive Services Public Authority	13	9	\$70,729,667	44%	50%	56%
Juvenile Probation Commission	7	6	\$48,824,199	33%	100%	100%
Library Commission	7	7	\$160,000,000	71%	40%	57%
Local Homeless Coordinating Board	9	9	\$40,000,000	56%	60%	75%
Mayor's Disability Council	11	8	\$0	75%	17%	25%
Mental Health Board	17	15	\$184,962	73%	64%	73%
MTA Board of Directors and Parking Authority Commission	7	7	\$1,200,000,000	57%	25%	43%
Office of Early Care and Education Citizens' Advisory Committee	9	9	\$0	89%	50%	56%
Oversight Board (COII)	7	6	\$745,000,000	17%	100%	67%
Pedestrian Safety Advisory Committee	17	13	\$0	46%	17%	8%
Planning Commission	7	6	\$53,832,000	50%	67%	33%
Police Commission	7	7	\$687,139,793	43%	100%	71%
Port Commission	5	5	\$192,600,000	60%	67%	60%
Public Utilities Citizen's Advisory Committee	17	13	\$0	54%	14%	31%
Public Utilities Commission	5	3	\$1,296,600,000	67%	0%	0%
Public Utilities Rate Fairness Board	7	6	\$0	33%	100%	67%
Public Utilities Revenue Bond Oversight Committee	7	5	\$0	40%	50%	40%
Recreation and Park Commission	7	7	\$230,900,000	29%	50%	43%
Reentry Council	24	23	\$0	43%	70%	70%
Rent Board Commission	10	9	\$8,543,912	44%	25%	33%
Residential Users Appeal Board	3	2	\$0	0%	0%	50%
Retirement System Board	7	7	\$95,000,000	43%	67%	29%
Sentencing Commission	13	13	\$0	31%	25%	67%
Small Business Commission	7	7	\$2,242,007	43%	67%	43%
SRO Task Force	12	12	\$0	42%	25%	55%
Sugary Drinks Distributor Tax Advisory Committee	16	15	\$0	67%	70%	80%
Sunshine Ordinance Task Force	11	11	\$0	27%	67%	36%
Sweatfree Procurement Advisory Group	11	7	\$0	43%	67%	43%
Treasure Island Development Authority	7	6	\$18,484,130	50%	N/A	N/A

Policy Body	Total Seats	Filled Seats	FY18-19 Budget	Women	Women of Color	People of Color
Treasure Island/Yerba Buena Island Citizens Advisory Board	17	13	\$0	54%	N/A	N/A
Urban Forestry Council	15	13	\$153,626	8%	0%	0%
Veterans Affairs Commission	17	11	\$0	36%	50%	55%
War Memorial Board of Trustees	11	11	\$18,185,686	55%	33%	18%
Workforce Community Advisory Committee	8	4	\$0	100%	100%	100%
Youth Commission	17	16	\$305,711	56%	78%	75%

Source: SF DOSW Data Collection & Analysis, 2019.

Figure 26: San Francisco Population Estimates by Race/Ethnicity, 2017

Race/Ethnicity	Total	
	Estimate	Percent
San Francisco County California	864,263	-
White, Not Hispanic or Latino	353,000	38%
Asian	295,347	31%
Hispanic or Latinx	131,949	14%
Some other Race	64,800	7%
Black or African American	45,654	5%
Two or More Races	43,664	5%
Native Hawaiian and Pacific Islander	3,226	0.3%
Native American and Alaska Native	3,306	0.4%

Source: 2017 American Community Survey 5-Year Estimates.

Figure 27: San Francisco Population Estimates by Race/Ethnicity and Gender, 2017

Race/Ethnicity	Total		Female		Male	
	Estimate	Percent	Estimate	Percent	Estimate	Percent
San Francisco County California	864,263	-	423,630	49%	440,633	51%
White, Not Hispanic or Latino	353,000	38%	161,381	17%	191,619	20%
Asian	295,347	31%	158,762	17%	136,585	15%
Hispanic or Latinx	131,949	14%	62,646	7%	69,303	7%
Some Other Race	64,800	7%	30,174	3%	34,626	4%
Black or African American	45,654	5%	22,311	2.4%	23,343	2.5%
Two or More Races	43,664	5%	21,110	2.2%	22,554	2.4%
Native Hawaiian and Pacific Islander	3,226	0.3%	1,576	0.2%	1,650	0.2%
Native American and Alaska Native	3,306	0.4%	1,589	0.2%	1,717	0.2%

Source: 2017 American Community Survey 5-Year Estimates.

City and County of San Francisco
Department on the Status of Women
25 Van Ness Avenue, Suite 240
San Francisco, California 94102
sfgov.org/dosw
dosw@sfgov.org
415.252.2570

From: [SFWPC Info](#)
To: [Peskin, Aaron \(BOS\)](#); [MandelmanStaff, \[BOS\]](#); [ChanStaff \(BOS\)](#); [Young, Victor \(BOS\)](#)
Cc: [Nadia Rahman](#); [Sharon Chung](#)
Subject: Re: [Mayoral Appointment, Historic Preservation Commission] - Christina Dikas]
Date: Friday, April 2, 2021 2:15:39 PM

This message is from outside the City email system. Do not open links or attachments from untrusted sources.

Dear Rules Committee Members:

The mission of the San Francisco Women's Political Committee is to engage women in all dimensions of the political process and to increase awareness of women's issues. Christina Dikas has been nominated by Mayor London Breed to serve in the architectural historian seat on the Historic Preservation Commission. The San Francisco Women's Political Committee is wholeheartedly in support of Dikas' nomination.

The field of architecture is a male dominated field with only 17 percent of registered architects being women. Despite the statistics, Christina has built up an impressive resume, currently an associate principal and senior architectural historian in San Francisco. The Historic Preservation Commission, prior to Dikas' nomination, consisted of four men and three women.

This year, with two pending re-appointments to the Historic Preservation Commission, the Mayor chose to move forward with replacing those Commissioners and nominating two women to fill those seats, changing the composition from majority men to majority women. The Mayor's first appointment was Ruchira Nageswaran, who is an immigrant from India, recently approved unanimously by the Board of Supervisors. Christina Dikas is her second nomination. Given the imbalance in gender representation in the field of architecture noted above, we feel that these appointments are critical, visionary, and will go a long way in setting a precedent that corrects this imbalance.

Representation, diversity and inclusivity matters. With such a specialized seat, finding the most qualified candidate is a challenge. Christina was recommended by her colleague, Jason Wright, a gay man, who was initially approached for the Commission seat however, after realizing he did not meet the qualifications, he recommended Christina.

The San Francisco Women's Political Committee asks the Board of Supervisors to vote YES to this qualified candidate and support women in leadership.

Sincerely,
San Francisco Women's Political Committee Board

From: [Shayne Watson](#)
To: [Peskin, Aaron \(BOS\)](#); [Mandelman, Rafael \(BOS\)](#); [ChanStaff \(BOS\)](#)
Cc: [Young, Victor \(BOS\)](#); [Hepner, Lee \(BOS\)](#); [Bintliff, Jacob \(BOS\)](#); terry@glbthistory.org
Subject: Rules Committee: Mayoral Appointment, Historic Preservation Commission - Christina Dikas
Date: Saturday, April 3, 2021 7:49:06 AM

This message is from outside the City email system. Do not open links or attachments from untrusted sources.

Dear Supervisors Peskin, Mandelman, and Chan:

I am writing in regards to the upcoming Rules Committee hearing to consider the appointment of architectural historian Christina Dikas to the Historic Preservation Commission.

Ms. Dikas is an exceedingly talented architectural historian and more than qualified for this position. That said, I remain concerned over the loss of LGBTQ representation on the Historic Preservation Commission.

Representation remains crucial to the well-being of San Francisco's LGBTQ communities. The *Citywide Historic Context Statement for LGBTQ History in San Francisco* was adopted in 2015 by a Historic Preservation Commission that included three members of San Francisco's LGBTQ communities: Andrew Wolfram, Aaron Hyland, and Jonathan Pearlman. With San Francisco's LGBTQ population hovering around 12%, lack of representation on the Historic Preservation Commission could be detrimental to our progress as an underrepresented minority community.

Thank you for your consideration on this important matter.

Sincerely,

Shayne Watson
Architectural Historian
Watson Heritage Consulting



Re: Rules Committee Agenda Item 4 - The Harvey Milk LGBTQ Democratic Club Opposes the Appointment of Christina Dikas to the Historic Preservation Committee

Mayor Breed and Rules Committee Chair Peskin, Vice Chair Mandelman and Supervisor Chan:

The Harvey Milk LGBTQ Democratic Club Political Action Committee opposes the appointment of Christina Dikas to the San Francisco Historic Preservation Committee, Item 4 on the April 4, 2021 Rules Committee Agenda.

On a body whose work frequently calls for the lived experience and historical reference points of the LGBTQ community, Ms. Dikas would be the fourth straight appointee to the Historic Preservation Committee following the departure of its two sole LGBTQ representatives.

The editorial board of the Bay Area Reporter recently wrote that “the lack of LGBTQ representation on the Historic Preservation Commission comes as numerous queer historic issues are expected to go before the advisory panel in the coming months, from landmarking of LGBTQ historical sites to designating queer-owned legacy businesses.”¹ We agree.

In light of the important role the Commission plays in recognizing and memorializing our community’s history, having no LGBTQ representation on this body is unacceptable. As the organization tasked with upholding the political legacy of the first openly gay person elected to public office in California, it is our responsibility to call out politicians who claim to be our allies, marching alongside us in corporate sponsored Pride parades, only to deny us a seat at the table.

In the same breadth, we emphasize that LGBTQ representation is not enough if that LGBTQ representative has not demonstrated a commitment to the work of elevating the Citywide Historic Context Statement for LGBTQ History in San Francisco.² There are no shortage of LGBTQ historians in San Francisco with the expertise, qualification and availability to serve in this capacity, and we urge you to appoint someone to this seat who will honor the City’s investment in the preservation of queer space and queer heritage in San Francisco. We would be happy to work with you to identify appropriate candidates for this position.

It is disappointing that we have to write this letter, and it is disappointing that the Mayor has yet to rescind this nomination a month after the only LGBTQ member of the Board of Supervisors called on her to do so.³ We call on the Mayor to rescind their nomination of Ms. Dikas before the Board of Supervisors is called upon to reject that nomination.

Sincerely,

The Political Action Committee & Executive Board of the Harvey Milk LGBTQ Democratic Club

¹ <https://www.ebar.com/news/news//302842>

² <https://sfplanning.org/project/lgbtq-historic-context-statement#about>

³ https://www.ebar.com/news/latest_news//302664