



© Brechin Flourney

Sorry/Please/No, Flyaway Productions, Photo by Brechin Flourney, 2022

FY 2023 & FY 2024 Proposed Budget

Presentation to the Board of Supervisors
Budget & Appropriations Committee | June 16, 2022

Mission



Untitled, by Jorge Pardo, 2022; Location: Van Ness Avenue, between Geary & O'Farrell;
Photo Credit Ethan Kaplan Photography

The San Francisco Arts Commission is the City agency that champions the arts as essential to daily life by investing in a vibrant arts community, enlivening the urban environment, and shaping innovative cultural policy

Economic Recovery & Vibrancy

Investing in and supporting Artists and Arts Community Based Organizations

\$4.8M

in grants awarded in
FY21-22

38

Nonprofit Arts &
Culture Organizations

75

Individual artists



Liewi Wang, Art Vendor
Image courtesy of the Art Vendor Program

Art Vendor Program

1972

Supporting artists for
50 years!

9,000

Nearly 9,000 licenses
issued since 1972

144

Art Vendor Licenses
Issued in FY 21-22

Economic Recovery & Vibrancy

Investing in our Cultural Centers

- Increase all Cultural Center operating budgets by 10%
- Seismic improvements at MCCLA & AAACC
- MCCLA Landmark Designation



AFRICAN AMERICAN
ART & CULTURE
COMPLEX



apicc
ASIAN PACIFIC ISLANDER
CULTURAL CENTER



Racial Equity



MONUMENTS & MEMORIALS
advisory committee



Back to Basics & Core Programs

Public Art & Civic Art Collections




Bow, by Walter Hood, 2022 | *Untitled*, by Jorge Pardo, 2022
Photo Credit: Ethan Kaplan Photography



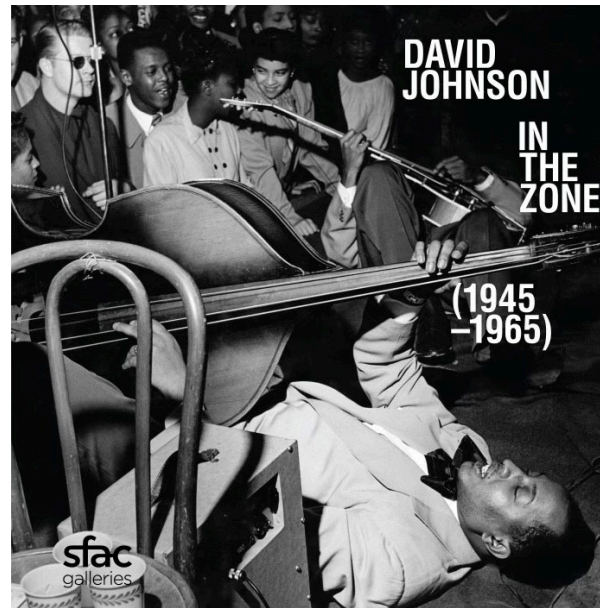
Renderings of **Southeast Community Center at 1550 Evans** (upper left) SECC
Entrance Plaza by Mildred Howard (right) and 2D Artwork Program (lower left)

Back to Basics & Core Programs

SFAC Galleries



Taking Place, SFAC Main Gallery
Photo by Phillip Maisel



David Johnson: In the Zone, City Hall, May 19-January 6, 2023
Carlos Villa: Roots & Reinvention, Main Gallery, June 17-September 3, 2022



Staffing

42

Total Staff Positions

13

Positions Filled within
past 15 months

6


Internal
Promotions

8

Vacancies

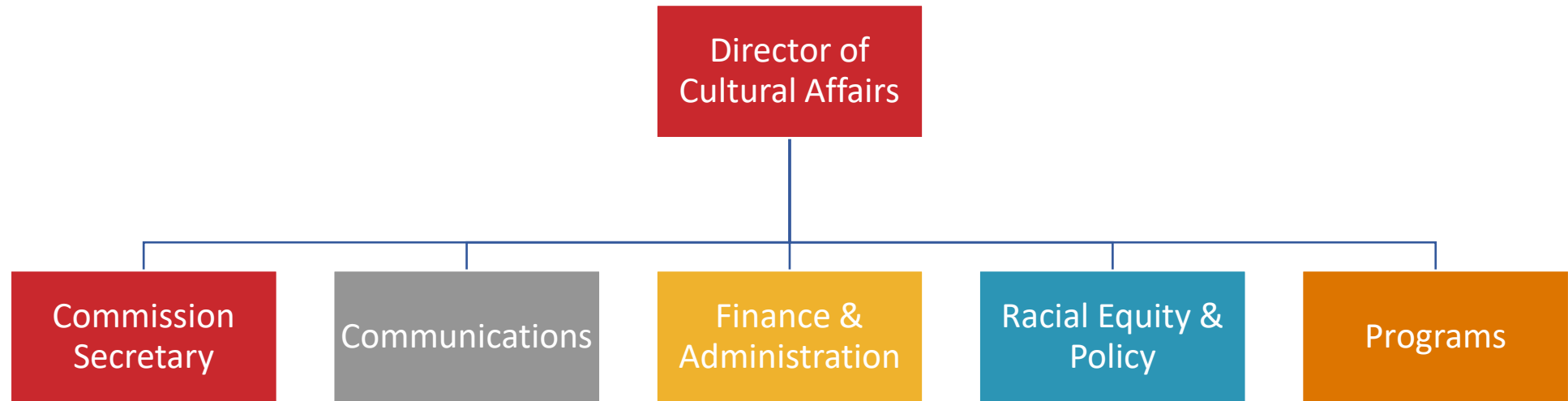
7

Positions Posted or in
Hiring Selection
Process

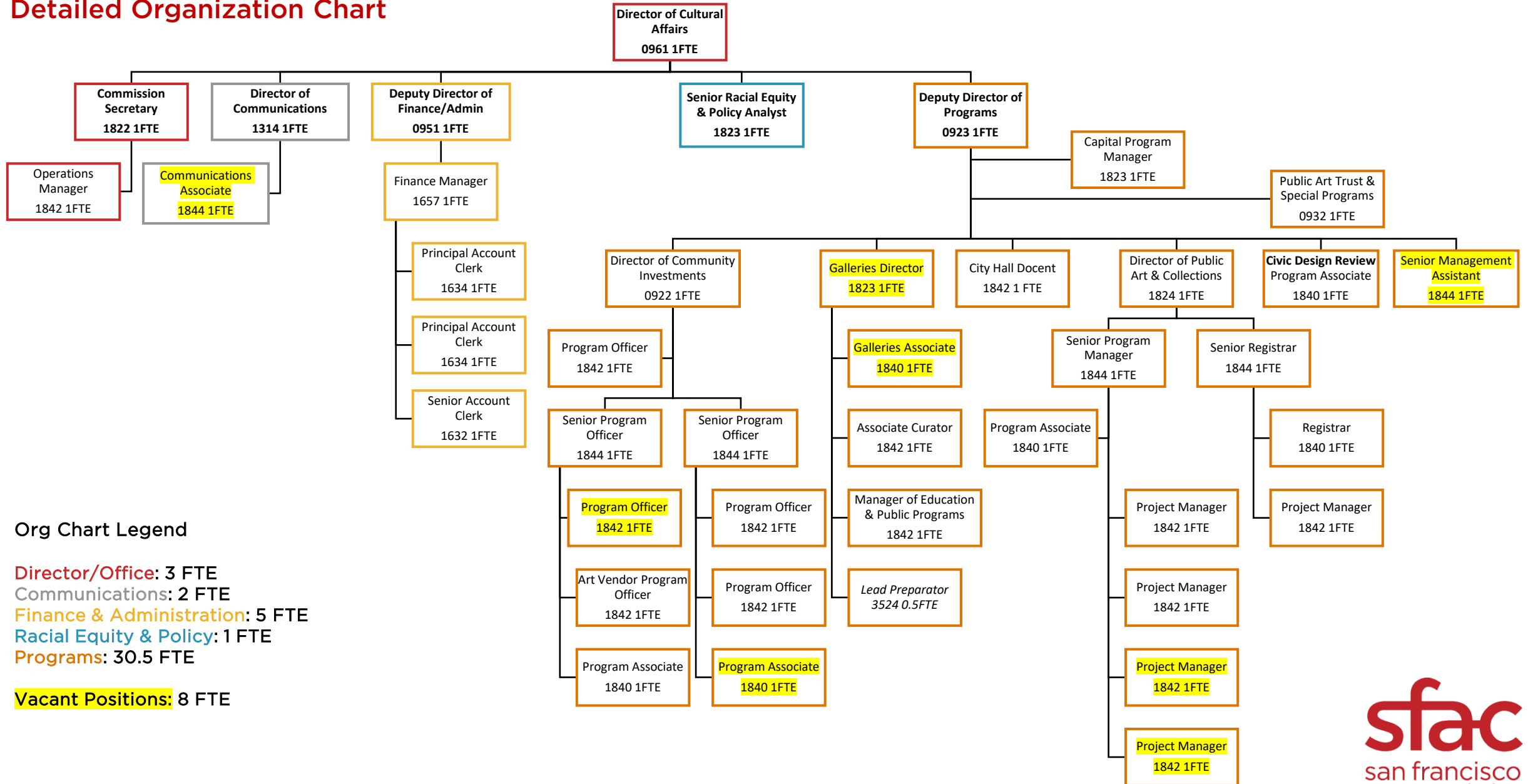


The Onyx at Local Sirens, 2019
Image courtesy of Women's Audio Mission

Org Chart



Detailed Organization Chart



Org Chart Legend

- Director/Office: 3 FTE
- Communications: 2 FTE
- Finance & Administration: 5 FTE
- Racial Equity & Policy: 1 FTE
- Programs: 30.5 FTE
- Vacant Positions: 8 FTE**

Budget Revenues

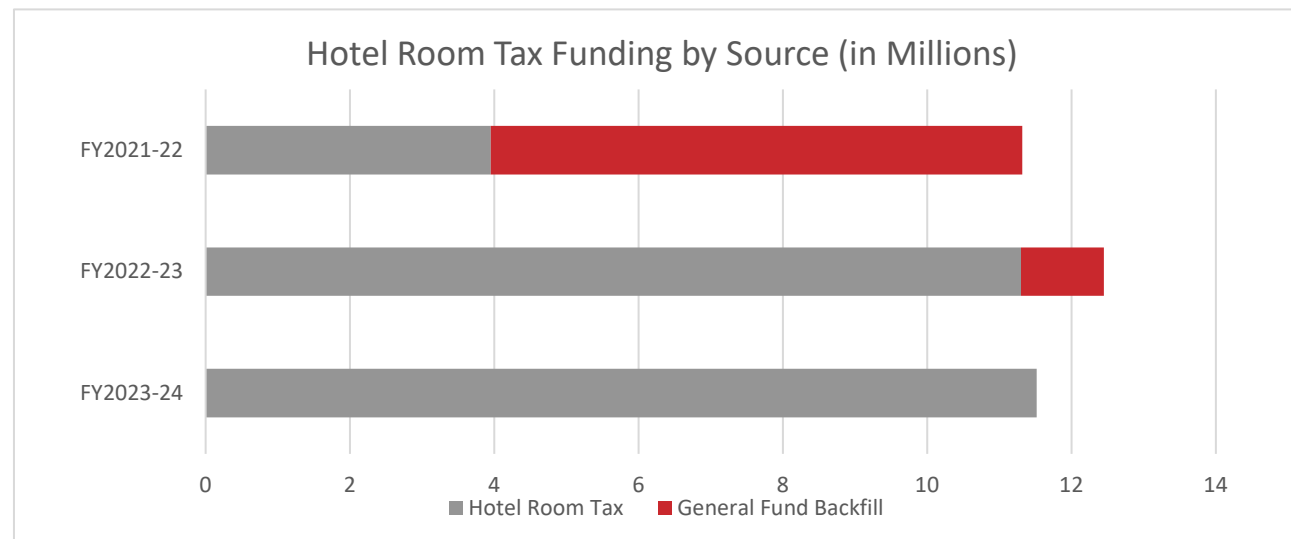
ART Revenues by Funding Source (in Millions)						
		FY 21-22		FY 22-23		FY 23-24
General Fund (GFS)	\$	8.71	\$	9.06	\$	9.24
GFS - Cultural Centers Retrofits		23.10		10.92		-
GFS - Dream Keeper Initiative		2.11		2.11		2.11
GFS - Hotel Room Tax Backfill		7.57		1.36		0.21
Hotel Room Tax		3.95		11.30		11.52
Interdepartmental		2.56		2.94		3.25
Other		3.17		1.88		1.88
Total Revenues	\$	51.17	\$	39.57	\$	28.21



Embodiment, 2020
Image courtesy of Arts Commission

Hotel Tax Funding Revenues

Hotel Tax Revenues (Prop E) With General Fund Backfill by Allocation (in Millions)						
		FY 21-22		FY 22-23		FY 23-24
Arts Impact Endowment	\$	2.23	\$	2.45	\$	2.27
Cultural Centers		3.39		3.72		3.45
Cultural Equity Endowment		5.70		6.27		5.80
Total Funding	\$	11.32	\$	12.44	\$	11.52



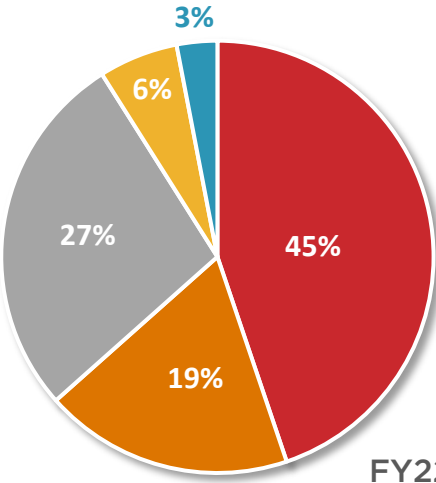
PUSH Dance Company, 2020
Photo by Matt Haber

Budget Expenditures

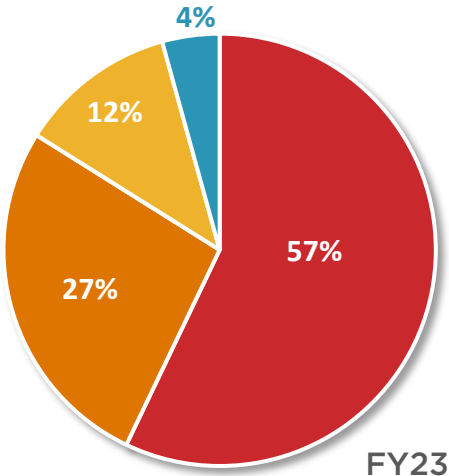
ART Expenditures by Program (in Millions)				
		FY 21-22	FY 22-23	FY 23-24
Community Investments	\$	16.16	\$ 17.73	\$ 16.11
Administration		7.70	7.37	7.56
Administration – Capital		23.10	10.92	-
Public Art & Collections		3.08	2.35	3.33
Other		1.13	1.20	1.21
Total Expenditures	\$	51.17	\$ 39.57	\$ 28.21



TNT Traysikel, 2021
Image courtesy of APICC




FY22-23



FY23-24

- Community Investments
- Administration
- Admin. - Capital
- Public Art & Collections
- Other

Questions



Bow, by Walter Hood, 2022; Painted Steel, Glass, Wood and Aluminum;
Location: Pier 22 1/2; Photo Credit Ethan Kaplan Photography



Thank You!