


**CITY AND COUNTY OF SAN FRANCISCO**  
**BOARD OF SUPERVISORS**  
**BUDGET AND LEGISLATIVE ANALYST**

1390 Market Street, Suite 1150, San Francisco, CA 94102 (415) 552-9292  
 FAX (415) 252-0461

January 10, 2020

**TO:** Budget and Finance Committee

**FROM:** Budget and Legislative Analyst 

**SUBJECT:** January 15, 2020 Budget and Finance Committee Meeting

**TABLE OF CONTENTS**

Item	File		Page
1 & 2	19-1124	Airport Commission Capital Plan Bonds - San Francisco International Airport Second Series Revenue Bonds - Up to \$3,000,000,000 - Airport Capital Plan Projects	
	19-1123	Appropriation - Revenue Bonds Proceeds - Capital Improvement Projects - Airport Commission - \$3,888,069,311 - FY2019-2020.....	1
3	19-1251	De-Appropriation and Re-Appropriation in Hetch Hetchy Power - \$10,369,224 - Power Asset Acquisition Analysis Project - Public Utilities Commission - FY2019-2020.....	13
4	19-1203	Authorizing Agreements - Purchase of Electricity and Related Products and Services for CleanPowerSF - Public Utilities Commission - Waiver of Certain Administrative Code and Environment Code Provisions.....	16
5	19-1269	Accept and Expend Grant - Retroactive - San Francisco Bay Area Rapid Transit District - Pit Stop Public Toilet Program - \$257,500 .....	22

**TABLE OF CONTENTS (continued)**

<b>Item</b>	<b>File</b>		<b>Page</b>
6 & 7	19-1178	Appropriation \$29,978,864 in Port Revenue Bond Refunding Proceeds - De-Appropriation \$1,920,024 in Series 2010A and Series 2010B - Re-Appropriation \$31,898,888 in Series 2020A and Series 2020B at the Port - FY2019-2020	
	19-1185	Port Commission Revenue Bonds - Not to Exceed \$27,000,000 .....	25
8 & 9	19-1240	Grant Agreement Amendment - Children's Council of San Francisco - Early Care and Education Integrated Services - \$376,052,445	
	19-1241	Grant Agreement Amendment - Wu Yee Children's Services - Early Care and Education Integrated Services - \$75,810,088	
		Total Grant Amount .....	30
11	19-1261	Appropriation - General Reserve - City College of San Francisco Operating Support - \$2,700,000 - FY2019-2020.....	35

<p><b>Items 1 and 2</b> <b>Files 19-1123 and 19-1124</b></p>	<p><b>Department:</b> San Francisco International Airport (Airport)</p>
<p><b>EXECUTIVE SUMMARY</b></p>	
<p style="text-align: center;"><b>Legislative Objectives</b></p>	
<ul style="list-style-type: none"> <li>• <b>File 19-1123</b> is an ordinance appropriating \$3,888,069,311 of Airport Revenue Bonds proceeds to the Airport Commission for FY2019-20. The funds would be placed on Controller’s Reserve pending the sale of the bonds or commercial paper.</li> <li>• <b>File 19-1124</b> is a resolution (1) authorizing the sale of \$3,000,000,000 in new Airport Revenue Bonds; and (2) ratifying, approving and confirming certain resolutions of the Board of Supervisors and Airport Commission related to the bonds.</li> </ul>	
<p style="text-align: center;"><b>Key Points</b></p>	
<ul style="list-style-type: none"> <li>• The number of airplane passengers at San Francisco International Airport has grown by 58 percent from FY 2008-09 to FY 2017-18, twice as fast as the national average. The Airport is requesting additional revenue bond authorization to implement capital projects to address airport congestion and appropriation to spend bond proceeds.</li> <li>• The proposed \$3bn bond authorization, combined with existing unissued authorization of \$1.56 billion, would provide the remaining funding needed for the Airport’s \$7.6 billion FY 2019-20 Five-Year Capital Plan, including major projects such as Terminals 1, 3 and International Terminal renovations and an extension to the AirTrain.</li> </ul>	
<p style="text-align: center;"><b>Fiscal Impact</b></p>	
<ul style="list-style-type: none"> <li>• The Airport proposes to sell the \$3 billion Airport Revenue bonds through negotiated sales with 30-year terms at an estimated 6.1 percent fixed interest rate. Based on Airport forecasts, the total debt service over 30 years is estimated to be \$6.7 billion, including \$3.0 billion in principal and \$3.7 billion in interest payments. The average annual debt service is estimated to be \$223.4 million.</li> <li>• Debt service on the Airport’s bonds is paid from Airport revenues, which primarily consist of charges to airlines. Based on Airport forecasts, annual debt service payments are projected to increase by 76% from \$463.5 million in FY2018-19 to a peak of \$816.1 million in FY 2024-25. Increased debt service payments are expected to be covered by increases to the fees charged to airlines.</li> </ul>	
<p style="text-align: center;"><b>Policy Consideration</b></p>	
<ul style="list-style-type: none"> <li>• Credit Rating Agency reports highlight several potential risks with the Airport’s bonds but rate the Airport’s credit as “strong.” An economic recession or other domestic or international events could reduce passenger enplanements and airline revenues, impacting airlines’ ability to make payments to the Airport to cover debt service.</li> </ul>	
<p style="text-align: center;"><b>Recommendations</b></p>	
<ul style="list-style-type: none"> <li>• Amend the proposed resolution (File 19-1124) to request the Airport Director submit the preliminary Official Statement for each bond issuance covered by the proposed resolution to the Clerk of the Board prior to issuance and include the documents in the legislative file.</li> <li>• Approve the proposed ordinance (File 19-1123).</li> </ul>	

## MANDATE STATEMENT

City Charter Section 9.105 states that amendments to the Annual Appropriations Ordinance, after the Controller certifies the availability of funds, are subject to Board of Supervisors approval by ordinance.

City Charter Section 4.115 states that the Airport Commission has exclusive authority to plan and issue Airport revenue bonds for Airport-related purposes, subject to the approval, amendment, or rejection of the Board of Supervisors.

## BACKGROUND

### Airport Revenue Bond Authorization

The San Francisco International Airport (Airport) issues Airport Revenue bonds, as authorized by the 1991 Master Bond Resolution. The 1991 Master Bond Resolution has been supplemented and amended twenty two times since its original publication. Since 2008, the Board of Supervisors has authorized \$7.8 billion in Airport Revenue bonds. The Board last authorized an increase of \$4.4 billion in the Airport's bond issuance authority in 2017. This covered major projects in the FY 2016-17 Capital Improvement Plan including the Harvey Milk Terminal 1 modernization, airfield improvements, improvements to the AirTrain system, and construction of a new long term parking garage. Currently, \$1.56 billion in bond authority remain unissued (as of October 21, 2019).

As of July 1, 2019, the total amount of outstanding bond debt held by the Airport was \$7.301 billion.<sup>1</sup>

## DETAILS OF PROPOSED LEGISLATION

**File 19-1123:** The proposed ordinance would appropriate \$3,888,069,311 of proceeds from Airport Revenue Bonds and commercial paper<sup>2</sup> to the Airport Commission for FY19-20. The funds would be placed on Controller's Reserve pending the sale of the bonds or commercial paper.

The appropriation sources include \$3,000,000,000 from new Airport Revenue Bonds (File 19-1124) and \$888,069,311 in previously authorized but not issued Airport Revenue Bonds. The appropriation uses consist of \$3,015,257,811 for Airport Capital projects and \$872,811,500 in financing and contingency costs.

**File 19-1124:** The proposed resolution would authorize the sale of \$3,000,000,000 in new Airport Revenue Bonds; and ratify, approve and confirm certain resolutions of the Board of

---

<sup>1</sup> The \$7.3 billion in outstanding bond debt includes debt in addition to Airport Revenue bonds (i.e. Airport Commercial Paper and debt from bond issuances before 2008).

<sup>2</sup> Commercial paper is short term, low interest debt. The Airport is authorized to issue up to \$500 million in commercial paper notes, of which \$3.2 million has been issued and \$496.8 million is unissued. Under the proposed appropriation ordinance, the Airport may issue commercial paper prior to the issuance of the bonds, which will be repaid by bond proceeds.

Supervisors and Airport Commission related to the bonds. The bonds must be sold by June 30, 2026 and are subject to the terms and conditions set forth in the original 1991 Resolution which details the requirements on the Airport Commission in issuing Revenue Bonds, including the Rate Covenant and debt service coverage levels. The proposed resolution also requires that California Environmental Quality Act (CEQA) reviews be completed before bonds are issued to fund construction but allows for bond monies to be used to fund planning and development costs.

These Airport Revenue Bonds may be issued as fixed rate, variable rate or index rate bonds in accordance with the terms of the 1991 Bond Resolution. The type of Bonds to be issued and the timing of the bond issues will be determined based on several factors, including capital project cash flow requirements and financial market conditions. Based on information provided by the Airport, these bonds would be issued in four installments between 2020 and 2023.

According to the Office of Public Finance, the appropriation request of \$3.888 billion is greater than the bond authorization request of \$3 billion to allow for potential fluctuations in market conditions or investor preferences which could generate bond proceeds above the bond par amount.<sup>3</sup>

#### **Basis of Request for Bond Authorization**

The projects to be funded by the requested Airport Revenue bond authorization are largely to accommodate the increase in air passenger traffic at San Francisco International Airport. As show in Exhibit 1, the number of airplane passengers at San Francisco International Airport has grown by 58 percent from FY 2008-09 to FY 2017-18 and exceeded forecasts for the past four years. According to the Federal Aviation Administration (FAA), San Francisco International Airport was the 7<sup>th</sup> busiest airport in the United States in calendar year 2018 based on passenger traffic, with 27.8 million total enplanements<sup>4</sup>. From FY 2013-14 to FY 2018-19 the number of enplanements increased at a compound annual growth rate of 4.5 percent. Over the past decade, the Airport's air traffic grew at almost twice the national average (4.6 percent vs 2.8 percent, respectively). Additionally, a recent report by the Airport's Consultant forecasted increased passenger growth of 12 percent by FY 2025-26 to 32.2 million enplanements<sup>5</sup>.

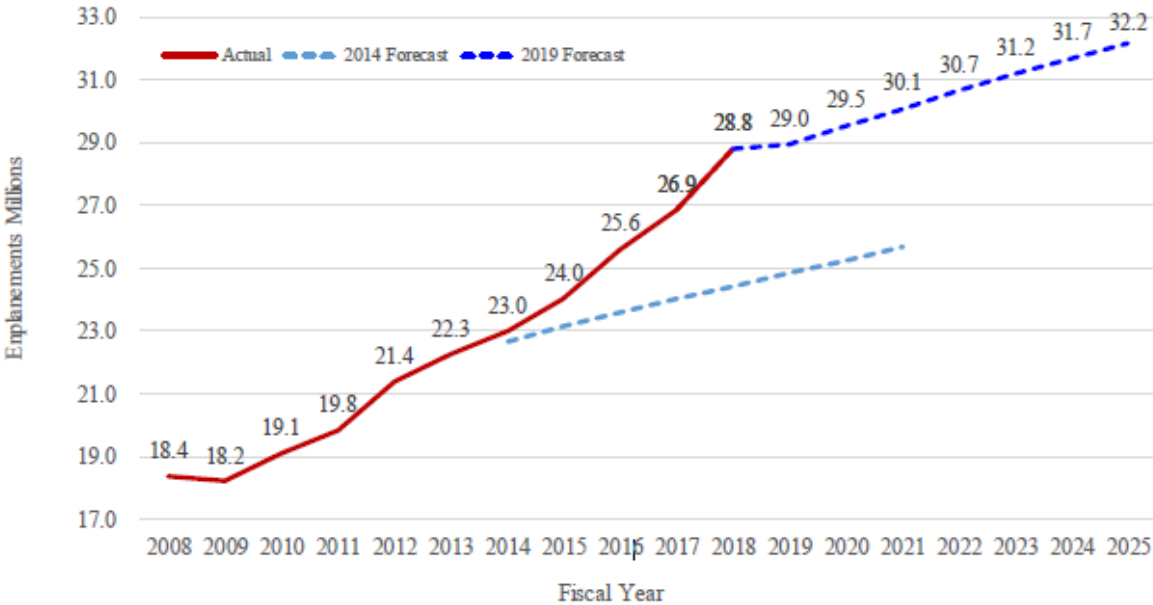
---

<sup>3</sup> The Airport Capital Plan bonds may be structured as "premium bonds", in which investors are willing to pay more than face value of the bonds in exchange for receiving higher interest payments.

<sup>4</sup> Federal Aviation Administration Commercial Service Enplanements Report for Calendar Year 2018 (Preliminary) ([https://www.faa.gov/airports/planning\\_capacity/passenger\\_allcargo\\_stats/passenger/media/preliminary-cy18-commercial-service-enplanements.pdf](https://www.faa.gov/airports/planning_capacity/passenger_allcargo_stats/passenger/media/preliminary-cy18-commercial-service-enplanements.pdf))

<sup>5</sup> Based on Report of the Airport Consultant for the Series 2019EFG Bond Official Statement

**Exhibit 1: Actual and Forecast Airplane Passenger Growth, FY 2007-08 to FY 2024-25**



Source: San Francisco International Airport FY2019/20 Capital Improvement Plan. Actuals from Airport Commission; Forecasts by LeighFisher.

Passenger enplanements declined by 0.7 percent in FY 2018-19 compared to the same period in FY 2017-18 due to certain airlines reconfiguring routes following a merger and aircraft gate constraints during peak periods<sup>6</sup>. Additionally, according to the Ms. Kaitlyn Connors, Airport Budget Director, the Airport is currently at 92 percent of its operating capacity in terms of aircraft arrivals and departures.

The Airport Commission approved Capital Improvement Plans in FY 2016-17 and FY 2019-20 aimed at addressing passenger traffic growth, including increasing the number of terminal gates to accommodate increased passenger traffic, and improving security, ground transportation, parking and other infrastructure. Completion of the Capital Improvement Plan is expected to increase gate capacity, help decrease peak period constraints, and expand other infrastructure to accommodate the increased passenger traffic.

**Rating Agencies**

As noted above, the Airport’s outstanding bond debt as of July 1, 2019 was \$7.3 billion. The Airport issued an additional \$922.2 million in Series 2019EFG Airport Revenue bonds in August 2019. As part of this bond sale, the Airport engaged the three main credit rating agencies (Moody’s, S&P and Fitch) to rate the proposed sale. Exhibit 2 shows the three agencies ratings’ for these bonds as A1, A+, and A+, the third highest rating possible, indicating the Airport has a “strong capacity” to meet its financial commitment. However, they did identify some risks including: (1) a large debt-funded Capital Improvement Plan and (2) one primary airline carrier (United Airlines) which accounts for 21 percent of the Airport’s operating revenue.

<sup>6</sup> Based on Report of the Airport Consultant for the Series 2019EFG Bond Official Statement

**Exhibit 2: Bond Rating Agencies' Assessment of 2019EFG Series Airport Revenue Bonds**

Rating Agency	Investment Grade	Description	Risks
Moody's	A1	Strong	<ul style="list-style-type: none"> <li>- Large debt-funded Capital Improvement Plan</li> <li>- One airline, United Airlines, accounts for 21% of operating revenue and 45% of enplanements</li> <li>- Current airline agreement expire in 2021 just as airline costs will peak due to added debt for the CIP</li> </ul>
S&P	A+	Strong	<ul style="list-style-type: none"> <li>- Increased leverage and capital needs financed by bond proceeds</li> <li>- High cost structure</li> <li>- High concentration of one primary carrier - United Airlines</li> </ul>
Fitch	A+	Strong	<ul style="list-style-type: none"> <li>- Large debt-funded Capital Improvement Plan</li> </ul>

Source: Series 2019EFG Official Statement

**Airport Capital Improvement Plan**

The Airport prepared a Capital Improvement Plan for FY 2016-17 through FY 2020-21; the Airport Commission approved the FY 2019-20 update to the Capital Improvement Plan in March 2019. The FY 2019-20 update provides for \$7.6 billion in projects through FY 2023-24, of which \$3.0 billion in funding was previously appropriated and \$4.6 billion is new funding shown in Exhibit 3 below.

**Exhibit 3: FY 2019-20 Capital Improvement Plan Projects and Funding**

Projects	Prior Funding	New FY 2019-20 to FY 2023-24 Funding	Total
Airfield Improvements <sup>a</sup>	\$97,893,262	\$191,005,782	\$288,899,044
Airport Support <sup>b</sup>	380,085,961	893,879,563	1,273,965,524
Groundside			
Parking & Garage	158,230,348	24,794,934	183,025,282
Air Train	112,706,604	131,649,133	244,355,737
On-Airport Hotel	152,339,000	87,661,000	240,000,000
Other Groundside <sup>c</sup>	93,336,810	67,229,391	160,566,201
Subtotal Groundside	516,612,762	311,334,458	827,947,220
Terminals			
Terminal 1 Projects	1,364,222,167	1,041,632,586	2,405,854,753
Terminal 3 Projects	299,461,158	1,181,629,896	1,481,091,054
International Terminal	36,736,710	382,705,833	419,442,543
Other Terminals <sup>d</sup>	228,441,108	203,613,994	432,055,102
Subtotal Terminals	1,928,861,143	2,809,582,309	4,738,443,452
Utilities <sup>e</sup>	96,463,165	394,698,730	491,161,895
<b>Total</b>	<b>\$3,019,916,293</b>	<b>\$4,600,500,842</b>	<b>\$7,620,417,135</b>

Source: FY 2019-20 Capital Improvement Plan Update

<sup>a</sup> Airfield improvements include runway and taxiway, power and lighting, South McDonnell Road realignment, and other projects.

<sup>b</sup> Airport support includes shoreline projection, computer systems, consolidated administration campus, elevators, escalators and walkways, fire equipment, security, noise insulation, cargo and hangar and Superbay projects, South Field redevelopment, technology improvement, and other projects. This budget category also includes \$439.8 million in reserves for Airport projects, equal to 9.5 percent of \$4.6 billion in project funding from FY 2019-20 through FY 2023-24.

<sup>c</sup> Other groundside projects include roadway, support facility, Plot 700 redevelopment, and other projects.

<sup>d</sup> Other terminal improvements include Air Traffic Control Tower, revenue enhancement, gate enhancement, and other projects. This budget category also includes \$37.8 million in capital improvement program support from FY 2019-20 through FY 2023-24.

<sup>e</sup> Utilities include energy efficiency (including Net Zero), power and lighting, water and waste water, storm drainage, and other projects.



**FISCAL IMPACT****Appropriation Ordinance (File 19-1123)**

The proposed ordinance appropriates \$3,888,069,311 in Airport Revenue bonds, which includes appropriation of \$3,000,000,000 in new bond authority and \$888,069,311 in previously authorized bonds, as shown in Exhibit 4 below. The Attachment provides further project details.

**Exhibit 4: Sources and Uses of Airport Revenue Bond Proceeds**

<b>Sources</b>	
Proceeds from Revenue Bond Sales	3,888,069,311
<b>Uses</b>	
<i>Projects</i>	
Airfield Improvements	135,560,282
Airport Support	769,979,707
Groundside Improvements	103,759,546
Terminal Improvements	337,022,830
Terminal 1 Program	688,691,677
Terminal 3 Program	711,034,265
Utilities	269,209,504
<b>Subtotal Projects</b>	<b>3,015,257,811</b>
Financing and Other Costs	
City Services Auditor (0.2%)	6,030,516
Contingency Account (2.5%) <sup>a</sup>	74,984,160
Debt Service Reserve <sup>b</sup>	291,612,803
Capitalized Interest <sup>c</sup>	466,568,317
Cost of Issuance <sup>d</sup>	6,399,219
Underwriter's Discount <sup>e</sup>	27,216,485
<b>Subtotal Financing and Other Costs</b>	<b>872,811,500</b>
<b>Total</b>	<b>3,888,069,311</b>

Source: Appropriation Ordinance

<sup>a</sup> The Contingency Account holds Airport funds that may be used for operating or capital purposes, but are also used each year to help the Airport meet its bond covenant requirement to have the sum of annual net operating revenues plus the balance in the Contingency Account equal to at least 125% of annual debt service, as required by the Airport Commission's 1991 Master Bond Resolution.

<sup>b</sup> Debt Service Reserve is a fund in which an issuer sets aside money in case its regular debt service fund is insufficient to make a future debt service payment as required by the Airport Commission's master bond indenture.

<sup>c</sup> Capitalized Interest is the portion of the proceeds of a bond issue that is set aside to pay interest on the bonds for a specified period of time. Interest is commonly capitalized for the construction period of a revenue-producing project, and sometimes for a period thereafter, so that debt service expense does not begin until the project is expected to be operational and producing revenues.

<sup>d</sup> Costs of Issuance consist of expenses associated with the sale of a bond, including fees for financial advisors, counsel, the trustee and rating agency fees and other expenses.

<sup>e</sup> The Underwriters Discount is the difference between the price paid by the underwriter to the issuer for the new bond issue and the prices at which the securities are initially offered to the investing public. This difference provides the underwriter with compensation for the transaction, as well as reimbursement for expenses.

On October 21, 2019, the City’s Capital Planning Committee recommended the authorization of up to \$3 billion in Airport Revenue bonds and approval of the related \$3.888 billion increase in appropriation.

Total Capital Improvement Plan Project Costs

The FY 2019-20 Capital Improvement Plan provides for \$4.6 billion in capital program expenditures from FY 2019-20 through FY 2023-24 (see Exhibit 3 above). Funding for the \$4.6 billion capital program comes from \$3.0 billion in new Airport Revenue bond authorization (subject of File 19-1124) and approximately \$1.6 billion in previously authorized and unissued bonds, as noted above and shown in Exhibit 5 below.

**Exhibit 5: Previous and New Airport Capital Plan Bond Authorization (\$million)**

Total Authority	\$7,827
Issued to Date	<u>(6,263)</u>
Authorized and Unissued	1,564
New Requested Authority	<u>3,000</u>
Total	\$4,564

Source: Staff memorandum to October 15, 2019 Airport Commission meeting

Of the previously authorized and unissued amount of \$1.564 billion, \$888,069,311 is appropriated to the capital program as shown in Exhibit 4 above.<sup>7</sup>

**Issuance of Bonds (File 19-1124)**

The Airport proposes to sell the \$3,000,000,000 in Airport Revenue bonds, through several negotiated sales with a 30-year term at an estimated 6.1 percent fixed interest rate. The Airport Commission’s Debt Policy allows the Airport to use negotiated or competitive sales, or direct placements of bonds to minimize debt service cost and to determine the structure, timing and terms of bond issuances within the terms of the 1991 Master Resolution.

The actual interest rate will not be known until the time of bond sale. According to a report prepared by the Airport’s Consultant for the latest bond sale, the Airport expects to issue bonds once a year from 2020 to 2023, but the timing and sizing of each issue would be determined based on an assessment of capital plan cash flow requirements and market conditions<sup>8</sup>. The bonds are expected to be fully repaid in by 2053 from Airport revenues.

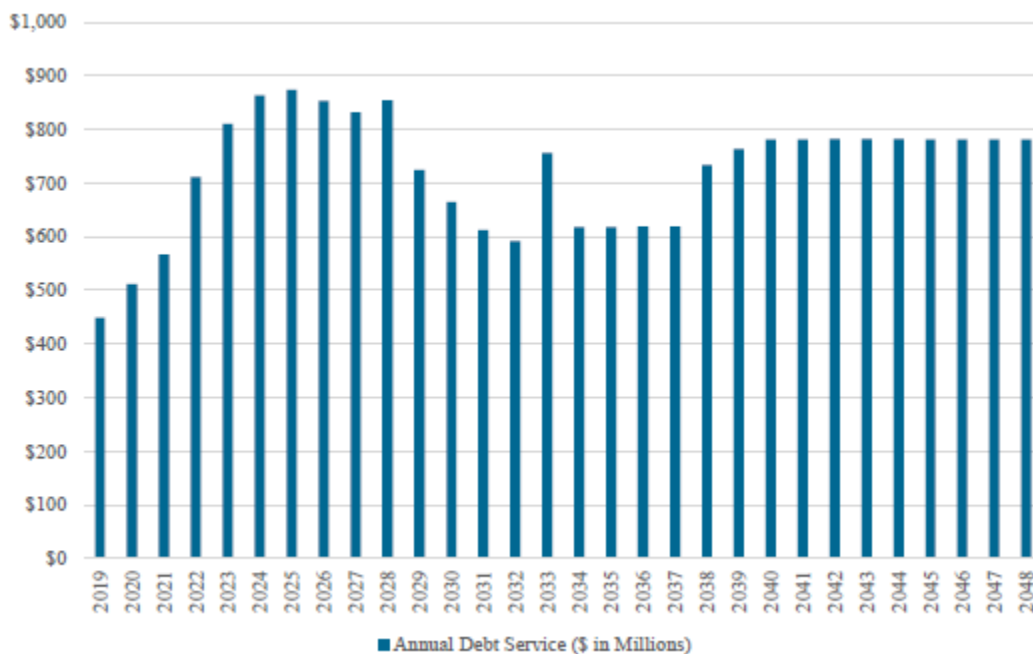
<sup>7</sup> According to Ms. Connors, the remaining authorized but unissued bond authority (\$676 million) has already been appropriated in the Airport’s previous bond appropriation ordinances. Some of the difference between the bond appropriation amount (\$3.888 billion) and the bond authority resolution amount (\$3 billion) is due to the potential greater proceeds that may be realized through a “premium bond” (see Footnote 3).

<sup>8</sup> Official Statement of the Airport Commission of the City and County of San Francisco International Airport for Second Series Revenue Bonds Series 2019E/F/G and Refunding Bonds Series 2019H, Appendix A: Report of the Airport Consultant (<https://www.flysfo.com/about-sfo/investor-relations>)

Based on information provided by the Airport, the total debt service over 30 years on the new requested bond authority of \$3.0 billion is estimated to be \$6.7 billion, including \$3.0 billion in principal repayment and \$3.7 billion in interest payments. The average annual debt service is estimated to be \$223.4 million. This assumes that all unissued debt is sold to finance capital improvement projects within the next five fiscal years.

According the Airport Consultant’s forecasts, debt service for all current and proposed bonds would increase from \$463.5 million in FY2018-19 to a peak of \$816.1 million in FY 2024-25, before declining slightly to \$797.4 million in FY 2025-25. This would represent an increase of between 72 percent and 76 percent over this period. Exhibit 6 below shows the Airport’s forecast annual debt service between fiscal year 2018-29 and 2047-48. The forecast assumes a conservative 6 to 7 percent interest rate, level debt service and no refunding of outstanding bonds for debt service savings. The Airport has typically achieved interest rates below these estimates over the past few years and refinanced existing bonds for debt service savings when opportunities arise.

**Exhibit 6: San Francisco Airport Annual Debt Service Forecast, FY2018-19 to FY2047-48**



Source: San Francisco International Airport’s FY2019-20 Capital Improvement Plan

Debt service on the Airport’s Revenue bonds is paid from Airport revenues, which primarily consist of charges to airlines. Under the 2011 Lease and Use Agreement between the Airport and the airlines, the Airport has the authority to increase the landing and terminal fees charged to the airlines to meet its operating expenses, including annual debt service on outstanding Airport revenue bonds. According to Ms. Connors, each year, the Airport updates the terminal and landing fees. To do so, the Airport forecasts the total annual expenses and the total non-airline revenues. The difference between the annual expenses and non-airline revenues must be paid from airline landing and terminal fees, which are adjusted by the Airport to fill the gap.

According to the Master Resolution Bond Resolution of 1991, which governs bond issuances by the Airport, the Airport Commission must ensure that the following two conditions are met with regards to debt service repayment (i.e. the “rate covenant”):

- 1) Net revenues in each fiscal year must be at least sufficient (a) to make all required payments and deposits to cover Revenue Bond debt service, and (b) to make the Annual Service Payment to the City; and,
- 2) Net revenues, together with any transfers, in each fiscal year must be at least equal to 125% of aggregate annual debt service with respect to bonds outstanding for that fiscal year.

In order to issue additional bonds for new projects, the Airport Commission must also receive a certificate from an independent consultant or auditor stating that the Airport will be able to meet the Rate Covenant for the period covered by the bonds. The Airport received this certification as part of its latest bond issuance in 2019 (\$922.2 million in 2019EFG Series Bonds) which also covered expected future bonds under the FY 2019-20 Capital Improvement Plan.

According to the Airport Consultant’s forecasts, the debt service coverage rate is expected to stay above the 125 percent threshold from FY 2019-20 to FY 2025-26. The debt service coverage rate calculation assumes annual transfers from the Airport’s Contingency Fund to cover increasing debt service. If this transfer is excluded, the debt coverage rate would decrease from 117 percent in FY 2018-19 to 111 percent in FY 2025-26. The Airport Commission has discretion to fund the Contingency Fund and use this to pay debt service.

**Exhibit 7: Airport Consultant’s Forecast of Debt Service Coverage from Bond Issuances for FY2018-19 to FY2025-26 (\$ in thousands)**

	2018-19	2019-20	2020-21	2021-22	2022-23	2023-24	2024-25	2025-26
Net Revenues <sup>(1)</sup>	\$540,379	\$584,290	\$653,925	\$747,242	843,659	\$891,602	\$898,659	\$881,732
Transfer from the Contingency Account*	115,877	124,357	138,639	164,945	184,431	198,987	204,012	199,356
<b>TOTAL AVAILABLE FOR DEBT SERVICE</b>	<b>656,255</b>	<b>708,646</b>	<b>792,564</b>	<b>912,186</b>	<b>1,028,091</b>	<b>1,090,589</b>	<b>1,102,671</b>	<b>1,081,088</b>
Debt Service Requirement <sup>(2)</sup>	\$463,506	\$497,426	\$554,556	\$659,778	\$737,725	\$795,948	\$816,050	\$797,425
Forecast Debt Service Coverage per the Resolution	142%	142%	143%	138%	139%	137%	135%	136%
Forecast Debt Service Coverage Excluding Transfer	117%	117%	118%	113%	114%	112%	110%	111%

<sup>(1)</sup> Includes certain PFC revenues forecast to be designated as Revenues by the Commission, as described in the Report of the Airport Consultant. As discussed in the Report of the Airport Consultant, forecast revenues and expenses for the On-Airport Hotel were prepared by JLL. The Airport Consultant makes no representation regarding the reasonableness of the forecast financial results provided by JLL for the proposed On-Airport Hotel.

<sup>(2)</sup> Cash basis. Includes projected debt service on outstanding Bonds, Series 2019E Bonds, Series 2019F Bonds, Series 2019G Bonds and future Bonds as described in the Report of the Airport Consultant.

\* Transfer reflects lesser of Contingency Account balance or 25% of Debt Service.

Source LeighFisher, Report of the Airport Consultant.

Source: Official Statement of the Airport Commission of the City and County of San Francisco International Airport for Second Series Revenue Bonds Series 2019E/F/G and Refunding Bonds Series 2019H, Appendix A: Report of the Airport Consultant (<https://www.flysfo.com/about-sfo/investor-relations>)

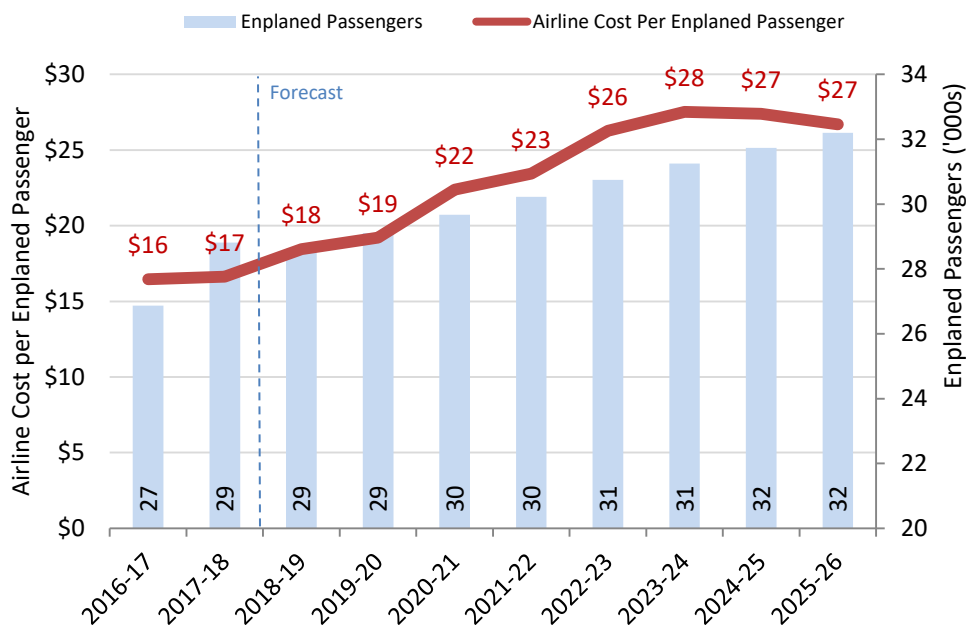
According to Ms. Connors, the additional debt service costs will be included in the Airport’s proposed FY 2020-21 and FY 2021-22 budget, to be submitted to the Board of Supervisors in May 2020.

**POLICY CONSIDERATION**

The Official Statement for the Series 2019 EFGH Airport Capital Plan bonds identified several risk factors pertaining to the issuance of bonds. These risk factors include potential slowdown of the Bay Area economy and potential reduction in demand for air travel. Other potential risks specific to the San Francisco International Airport include expiration of the Lease and Use Agreement between the Airport and the airlines in 2021, which could change the terms and conditions under which the airlines operate at the Airport; and the impact of additional debt, increasing the costs to the airlines through increased terminal rents and landing fees.

Exhibit 8 shows that, based on forecasts by the Airport’s Consultant, the Airline Cost per enplaned passenger is expected to increase by 65%, from \$16.63 in FY2017/18 to a peak of \$27.53 in FY2023-24. As costs increase, this could reduce the competitiveness of the Airport relative to other regional airports and incentivize airline carriers to relocate to reduce costs.

**Exhibit 8: Forecast Airline Cost per Enplaned Passenger and Enplaned Passenger at San Francisco International Airport, FY2016-17 to FY2025-26**



Source: Official Statement of the Airport Commission of the City and County of San Francisco International Airport for Second Series Revenue Bonds Series 2019E/F/G and Refunding Bonds Series 2019H, Appendix A: Report of the Airport Consultant (<https://www.flysfo.com/about-sfo/investor-relations>)

An economic recession or other domestic or international geopolitical events could reduce passenger enplanements and airline revenues, leading to an increase in the costs passed on by

the Airport to the airlines under the Lease and Use Agreement. If the airlines are unable to pass on these higher costs to passengers, this could reduce their profitability and/or lead to service reductions. If revenues and enplanements are reduced for an extended period, this could adversely impact their ability to make payments to the Airport to cover operating expenditures, including debt service.

Therefore, to keep members of the Board of Supervisors informed of the Airport's financial condition related to the proposed debt, the Budget & Legislative Analyst recommends amending the proposed resolution (File 19-1124) to request the Airport Director submit the preliminary Official Statement for each bond issuance covered by the proposed resolution to the Clerk of the Board prior to issuance and to include those documents are part of the official legislative file.

## **RECOMMENDATIONS**

1. Amend the proposed resolution (File 19-1124) to request the Airport Director submit the preliminary Official Statement for each bond issuance covered by the proposed resolution to the Clerk of the Board prior to issuance and to include those documents are part of the official legislative file.
2. Approve the proposed ordinance (File 19-1123).

<b>Item 3</b> <b>File 19-1251</b>	<b>Department:</b> Public Utilities Commission (PUC)
<b>EXECUTIVE SUMMARY</b>	
<p style="text-align: center;"><b>Legislative Objectives</b></p> <ul style="list-style-type: none"> <li>• The proposed ordinance would de-appropriate \$10,369,224 of San Francisco Public Utilities Commission (SFPUC) Hetch Hetchy Power Enterprise capital projects and re-appropriate \$10,369,224 for the Power Asset Acquisition Analysis Project.</li> </ul> <p style="text-align: center;"><b>Key Points</b></p> <ul style="list-style-type: none"> <li>• Section 16.101 of the City Charter states that it is City policy to purchase utilities when the Board of Supervisors deems doing so is in the public interest or necessity. In April 2019, the Board of Supervisors approved a resolution requesting a report from SFPUC on options for improving electric service, including the purchase of PG&amp;E assets. In September 2019, the Board of Supervisors approved a resolution in support of Mayor Breed’s letter to PG&amp;E proposing to purchase its power assets for \$2.5 billion.</li> <li>• SFPUC has estimated that approximately \$17.2 million is needed in FY 2019-20 to analyze the proposed power acquisition. The funding is needed to contract with financial advisors, transaction legal counsel, engineering advisors, technical and regulatory advisors, and operational readiness advisors, as well SFPUC and City Attorney staff time.</li> </ul> <p style="text-align: center;"><b>Fiscal Impact</b></p> <ul style="list-style-type: none"> <li>• The proposed ordinance would de-appropriate \$10,369,224 from seven SFPUC Hetch Hetchy Power Enterprise capital projects that have either completed under budget or have remaining funding available and would re-appropriate \$10,369,224 for the Power Asset Acquisition project. Including the \$6,809,675 already appropriated to the project by the Board of Supervisors, the total project budget would be \$17,178,899.</li> <li>• The City has proposed purchasing PG&amp;E’s power assets for \$2.5 billion, an amount that would be refined through analysis funded by the proposed ordinance. The proposed purchase would be funded by revenue bonds, which would be secured by electricity sale proceeds from commercial and residential customers throughout the city.</li> </ul> <p style="text-align: center;"><b>Recommendation</b></p> <ul style="list-style-type: none"> <li>• Approve the proposed resolution.</li> </ul>	

**MANDATE STATEMENT**

City Charter Section 9.105 states that amendments to the Annual Appropriations Ordinance, after the Controller certifies the availability of funds, are subject to Board of Supervisors approval by ordinance.

**BACKGROUND**

Section 16.101 of the City Charter states that it is City policy to purchase utilities when the Board of Supervisors deems doing so is in the public interest or necessity. In April 2019, the Board of Supervisors approved a resolution determining that it is in the public interest and necessity to change the electric service provided in San Francisco, and requesting a report from the San Francisco Public Utilities Commission (SFPUC) on options for improving electric service, including the purchase of Pacific Gas & Electric Company (PG&E) assets (File 19-0367). In September 2019, the Board of Supervisors approved a resolution in support of Mayor Breed’s September 2019 letter to PG&E proposing to purchase its power assets for \$2.5 billion (File 19-0938).

SFPUC has estimated that approximately \$17.2 million is needed in FY 2019-20 to analyze the proposed power asset acquisition. In November 2019, the SFPUC Commission approved the de-appropriation of \$10,371,557 from the SFPUC Hetch Hetchy Power Enterprise capital budget and the re-appropriation of \$10,371,557 to the Power Asset Acquisition Analysis Project.

**DETAILS OF PROPOSED LEGISLATION**

The proposed ordinance would de-appropriate \$10,369,224<sup>1</sup> from seven SFPUC Hetchy Hetchy Power Enterprise capital projects and re-appropriate \$10,369,224 for the Power Asset Acquisition Analysis Project. The list of de-appropriated projects is shown in Table 1 below.

**Table 1: Project De-Appropriations**

<b>Project Number</b>	<b>Project</b>	<b>Amount</b>
10014645	Generation/Ocean—Budget	\$453,690
10014654	Small Hydro—Budget	404,829
10014573	Community Choice Project—CCA	216,330
10033821	Intervening Facilities	2,000,000
10014281	Streetlight Replacement	1,251,549
10014221	Alice Griffith/Candlestick Point	4,449,877
10014644	Transbay Cable Project	1,592,949
<b>Total</b>		<b>\$10,369,224</b>

Sources of funds for the \$10,369,224 appropriation are from the de-appropriation of seven capital projects shown in Table 1 above. According to the December 2019 presentation by the SFPUC Assistant General Manager for Power to the City’s Capital Planning Committee,

<sup>1</sup> The proposed de-appropriation/re-appropriation amount of \$10,369,224 is \$2,333 less than the amount of \$10,371,557 that was approved by the SFPUC Commission. According to Mr. John Scarpulla, SFPUC Policy and Government Affairs, this change is a minor correction based on available funds.



- Four projects – Generation/Ocean, Small Hydro, Community Choice Project, and Transbay Cable Project – are complete with remaining unspent funds;
- Two projects – Intervening Facilities and Streetlight Replacement – are ongoing projects with sufficient funding to complete the FY 2019-20 work plan; and
- One project – Alice Griffith/Candlestick Point – is ongoing and delayed; SFPUC will request additional funds as needed.

SFPUC estimates that approximately \$17.2 million is needed in FY 2019-20 to analyze the proposed power asset acquisition. The funding is needed to contract with financial advisors, transaction legal counsel, engineering advisors, technical and regulatory advisors, and operational readiness advisors, as well SFPUC and City Attorney staff time.

**FISCAL IMPACT**

The total cost for the Power Asset Analysis Project in FY 2019-20 is \$17,178,899. Project sources include the proposed \$10,369,224 re-appropriation, existing funding of \$2,309,675 within the Power Enterprise’s Alternative Transmission Project, and \$4,500,000 in Education Revenue Augmentation Funds (ERAF) appropriated by the Board of Supervisors in February 2019 for this purpose (File 18-1186). The sources funds are shown in Table 2 below.

**Table 2: Sources of Power Asset Acquisition Analysis Project for FY 2019-20**

Sources	Amount
Existing Appropriation	\$2,309,675
Excess Educational Revenue Augmentation Fund (ERAF)	4,500,000
Proposed Re-Appropriation	10,369,224
<b>Total Sources</b>	<b>\$17,178,899</b>

Through Mayor Breed’s September 2019 letter to PG&E, the City has proposed purchasing PG&E’s power assets for \$2.5 billion. According to Mr. John Scarpulla, SFPUC Policy and Government Affairs, the \$2.5 billion valuation was determined by using an in-depth asset-by-asset analysis and estimation of the physical condition and age of the assets. The valuation would be refined through analysis conducted through the appropriation authorized by the proposed ordinance. The purchase would be paid by revenue bonds, which would be secured by electricity sale proceeds from commercial and residential customers throughout the city. PG&E has not expressed interest in selling its power assets.

**RECOMMENDATION**

Approve the proposed resolution.

<p><b>Item 4</b> <b>File 19-1203</b></p>	<p><b>Department:</b> Public Utilities Commission (PUC)</p>
<p><b>EXECUTIVE SUMMARY</b></p>	
<p style="text-align: center;"><b>Legislative Objectives</b></p> <ul style="list-style-type: none"> <li>• The proposed ordinance would allow the SFPUC to (1) enter into contracts with up to nine providers of renewable energy products that have terms of up to 25 years and have a combined annual cost of up to \$35 million using standardized power contracts without further Board of Supervisors’ approval and (2) waive certain standard contracting provisions required by the City’s municipal codes for such contracts.</li> </ul> <p style="text-align: center;"><b>Key Points</b></p> <ul style="list-style-type: none"> <li>• In August 2019, the SFPUC released a Request for Offers (RFO) seeking proposals for sale and purchase of renewable energy sources to help it meet State and local energy mix goals. The SFPUC evaluated proposals and developed a short list of ten qualifying projects from nine contractors. Of the ten projects, eight are solar or solar and energy storage, one is wind, and one is for energy storage. The proposed ordinance only applies to contracts for proposals that were part of this RFO.</li> <li>• According to Mr. Michael Hyams, Director of CleanPowerSF, delegating contract authority and using industry standard contracts provides CleanPowerSF with flexibility to allow it to obtain the best pricing for its customers as it competes with other energy providers to contract for a limited number of renewable energy projects.</li> </ul> <p style="text-align: center;"><b>Fiscal Impact</b></p> <ul style="list-style-type: none"> <li>• Under the proposed ordinance, the combined cost of the contract amounts cannot total more than \$35 million per year without further Board of Supervisors’ approval. According to Mr. Hyams, the \$35 million annual cap is based on the expected cost of the contracts. Payment for all contract costs would be from CleanPowerSF rate payer revenues.</li> </ul> <p style="text-align: center;"><b>Policy Consideration</b></p> <ul style="list-style-type: none"> <li>• Because the proposed ordinance waives (1) standard contracting provisions required by the City’s municipal codes, and (2) the Board of Supervisors authority under Charter Section 9.118, authorizing the SFPUC to enter into contracts longer than ten years or in an amount of \$10,000,000 or more without further Board of Supervisors approval, approval of the proposed ordinance is a policy matter for the Board of Supervisors.</li> </ul> <p style="text-align: center;"><b>Recommendations</b></p> <ul style="list-style-type: none"> <li>• Amend Sections 8 (a) (1) and 8 (a) (3) of the proposed ordinance to clarify that any contract modification extending the contract term in excess of 25 years requires Board of Supervisors’ approval.</li> <li>• Approval is of the proposed ordinance is a policy matter for the Board of Supervisors.</li> </ul>	

## MANDATE STATEMENT

City Charter Section 9.118(b) states that any contract entered into by a department, board or commission that (1) has a term of more than ten years, (2) requires expenditures of \$10 million or more, or (3) requires a modification of more than \$500,000 is subject to Board of Supervisors approval.

City Charter Section 2.105 states that all legislative acts shall be by ordinance, approved by a majority of the members of the Board of Supervisors.

## BACKGROUND

State law allows local governments to form Community Choice Aggregators (CCA), which are government operated retail electricity programs that supply electricity to their customers. State law requires CCA customers to rely on investor owned utility distribution infrastructure.<sup>1</sup> The SFPUC's CleanPowerSF program is a CCA that provides electricity generation service to residents and businesses in San Francisco and relies on PG&E distribution infrastructure to deliver power to its customers. CleanPowerSF was launched by the SFPUC to provide affordable and reliable electricity service, cleaner electricity alternatives, local renewable projects and jobs, and long-term rate and financial stability.

According to the audited Annual Audited Financial Statement for FY 2018-19, CleanPowerSF revenues are sufficient to cover its operations.

### State and Local Energy Mix Goals

The State's Renewable Portfolio Standard (RPS) requires retail electricity providers to maintain a minimum percent of electricity sourced from renewable sources. RPS-eligible renewable sources include solar, wind, biomass, geothermal and small hydroelectric generation. CleanPowerSF provides electricity from renewable resources and also from the SFPUC Hetch Hetchy project. Exhibit 1 below shows the City's current and expected energy source mix relative to the State's Renewable Portfolio Standard.

### Exhibit 1: CleanPowerSF Renewable Sources

	2018	2030
State Requirement	33%	60%
CleanPowerSF	48%	>70%*

\*SFPUC is planning for CleanPowerSF to have at least 70% RPS-eligible renewable resources and 100% greenhouse gas free energy by 2030.

Source: SFPUC

As shown above, CleanPowerSF's energy mix included 48 percent from RPS-eligible renewable sources, which exceeds the current State requirement of 33 percent. By 2030, the State will require electricity providers to source 60 percent of their electricity from RPS-eligible

<sup>1</sup> Distribution infrastructure refers to infrastructure connecting customers to electricity, such as utility poles, overhead wires, and underground connections to customers.

renewable resources. According to Mr. Michael Hyams, Director of CleanPowerSF, the enterprise is planning to achieve at least 70 percent of its electricity from RPS-eligible renewable sources and 100% from greenhouse gas free renewable resources by 2030. According to Mr. Hyams, the contracts that are subject of the proposed ordinance will help CleanPowerSF meet the City's renewable energy goals and to comply with State requirements.

### **2019 Request for Offers**

In August 2019, the SFPUC released a Request for Offers (RFO) seeking proposals for sale and purchase of renewable energy sources, with a preference for projects within the nine counties that comprise the Bay Area. Projects must begin delivering energy between January 2021 and December 2024. The 2019 RFO also solicited community benefit projects as part of bidder proposals. The SFPUC evaluated<sup>2</sup> proposals from sixteen providers and developed a short list of ten qualifying projects from nine contractors. Of the ten projects, eight are solar or solar and energy storage, one is wind, and one is for energy storage. Nine of the ten short list proposals contain provisions for community benefit projects. The short list contractors are:

1. Candela Renewables, LLC
2. EDF Renewables, Inc.
3. E.ON Climate & Renewables North America, LLC
4. Intersect Power
5. LS Power Development
6. NextEra Energy Resources Development, LLC
7. Recurrent Energy Development Holdings, LLC
8. Solar Frontier Americas, Inc.
9. TGP Energy Management, LLC.

### **Prior Board of Supervisors' Authorization**

In January 2018, the Board of Supervisors approved an ordinance that allowed the SFPUC to (1) enter into contracts of \$10,000,000 or more or 10 years or more using standardized power contracts; (2) enter into an agreement for credit and liquidity support with JPMorgan; and (3) waive certain standard contracting provisions required by the City's municipal codes, without further Board of Supervisors approval (File 17-1172).

## **DETAILS OF PROPOSED LEGISLATION**

The proposed ordinance would delegate authority to the SFPUC to enter into contracts without further Board of Supervisors' approval for renewable energy and energy storage for proposals that were part of the 2019 RFO described above. Such contracts may have a term of up to 25 years and the total cost of the contracts may not exceed \$35 million per year in aggregate.

<sup>2</sup> The evaluation panel consisted of SFPUC Staff in the Origination and Power Supply and Capital Finance divisions. Community benefit proposals were assessed by the SFPUC Social Impact Partnership Coordinator, the SFPUC Manager of Policy & Community, the Deputy Director of the Strategic Growth Council (a State entity), and a Program Fellow at the San Francisco Foundation (a non-profit).

According to Mr. Hyams, requesting Board of Supervisors' approval of a pool of qualified projects provides CleanPowerSF with flexibility to allow it to obtain the best pricing for its customers as it competes with other energy providers to contract for a limited number of renewable energy projects. The proposed delegated contract authority will allow CleanPowerSF to contract for renewable energy more quickly and with more certainty relative to standard City processes.

### **SFPUC Commission Requirements**

In October 2019, the SFPUC Commission similarly delegated contract authority to the SFPUC General Manager under the following conditions:

- a) the total cost of the executed contracts is consistent with the rate-setting methodology adopted by the Commission in Resolution 15-0112<sup>3</sup>
- b) the renewable energy is supplied under a contract pursuant to the 2019 RFO
- c) the counterparties to any contract must maintain an acceptable credit rating or provide equivalent credit support or performance assurance for the duration of the contract through an acceptable credit mechanism
- d) the total combined volume of power procured under contracts pursuant to the renewable energy RFO shall not exceed 350 megawatts per year
- e) the duration of any contract under the 2019 RFO shall not exceed 25 years, unless the SFPUC Commission approves a contract extension
- f) the total cost of all energy supply contracts under the renewable energy RFO shall not exceed \$35 million per year

Sections 8 (a) (1) and 8 (a) (3) of the proposed ordinance should be amended to clarify that any contract modification extending the contract term in excess of 25 years requires Board of Supervisors' approval.

### **Contract Attributes**

The proposed ordinance would also allow SFPUC to enter into contracts for purchase and sale of power and related products and services with certain attributes that deviate from the City's contract forms. The contracts must be consistent with one of following standards:

- a. Western System Power Pool<sup>4</sup> Agreement, approved by the Federal Energy Regulatory Commission (FERC) (contract may be up to five years)
- b. Edison Electric Institute<sup>5</sup> Master Agreement (contract may be up to five years)
- c. Pro forma agreements developed by SFPUC for three types of energy supply, combining standard industry terms with City requirements

---

<sup>3</sup> SFPUC Commission Resolution 15-0112 outlines the policy framework for CleanPowerSF rates.

<sup>4</sup> SFPUC is a member of the Western System Power Pool, which is a group of more than 300 publicly-owned and private utilities.

<sup>5</sup> Edison Electric Institute is the association that represents investor-owned electric companies in the U.S. They developed the master agreement in collaboration with 80 member utilities, power marketers, and customer representatives.

- i. Renewable Power Purchase Agreement
- ii. Power Purchase and Sale Agreement

According to Mr. Hyams, using industry standard contracts will allow CleanPowerSF to participate competitively in the market for renewable energy generation and storage.

### **Waiver of Standard City Contract Requirements**

The proposed ordinance would also waive the following standard contract and City code provisions, upon the SFPUC finding and documenting that (1) the transaction/agreement represents the best opportunity available to the City to obtain essential services and products in a manner beneficial to the City, and (2) it is not feasible to add all standard City contract provisions to the agreement.

- a. Implementing the MacBride Principles (Administrative Code Chapter 12F)
- b. Increased participation by small and micro local businesses in City contracts (Administrative Code Chapter 14B)
- c. The competitive bidding requirement (Administrative Code Section 21.1)
- d. First source hiring requirements (Administrative Code Chapter 83)
- e. The tropical hardwood and virgin redwood ban (Environment Code Chapter 8)
- f. Public access to meeting and records of non-profit organizations (Administrative Code Section 12L)
- g. Sweatfree Contracting (Administrative Code Section 12U.4)
- h. Food service waste reduction (Environment Code Section 1605)

According to Mr. Hyams, the City's standard contract terms identified in the proposed ordinance are not standard electric industry terms and many energy sellers reject such standard terms or will mark up the cost of the energy to account for what they may consider a non-market condition and liability.

### **Reporting to the Board of Supervisors**

As with the prior delegation of authority for contracting for renewable energy products, the proposed ordinance requires annual reports to the Board of Supervisors that include annual costs for CleanPowerSF operations, the rates charged by the PUC to CleanPowerSF customers to recover costs, and a comparison of CleanPowerSF rates to PG&E rates.

### **FISCAL IMPACT**

Under the proposed ordinance, the total cost of the contract amounts cannot total more than \$35 million per year without further Board of Supervisors' approval. Payment for all contract costs would be from CleanPowerSF rate payer revenues.

Under the proposed ordinance, the cost of the contracts must be consistent with SFPUC's rate setting methodology approved by the SFPUC Commission for CleanPowerSF. CleanPowerSF rates must be approved by the SFPUC Commission and the Board of Supervisors.

**POLICY CONSIDERATION**

Because the proposed ordinance waives (1) standard contracting provisions required by the City's municipal codes, and (2) the Board of Supervisors authority under Charter Section 9.118, authorizing the SFPUC to enter into contracts longer than ten years or in an amount of \$10,000,000 or more without further Board of Supervisors approval, approval of the proposed ordinance is a policy matter for the Board of Supervisors.

**RECOMMENDATIONS**

1. Amend Sections 8 (a) (1) and 8 (a) (3) of the proposed ordinance to clarify that any contract modification extending the contract term in excess of 25 years requires Board of Supervisors' approval.
2. Approval of the proposed ordinance is a policy matter for the Board of Supervisors.

<p><b>Item 5</b> <b>File 19-1269</b></p>	<p><b>Department:</b> General Services Agency - Department of Public Works (DPW)</p>
<p><b>EXECUTIVE SUMMARY</b></p>	
<p style="text-align: center;"><b>Legislative Objectives</b></p>	
<ul style="list-style-type: none"> <li>The proposed resolution would authorize Public Works to retroactively accept and expend a grant from Bay Area Rapid Transit (BART) in the amount of \$257,500 to operate three Pit Stop locations, for the period of July 1, 2019 through June 30, 2020. The grant requires an equal match of \$257,500 provided by Public Works. Public Works is requesting retroactive approval because the grant was not approved by the BART Board of Directors until the end of September 2019.</li> </ul>	
<p style="text-align: center;"><b>Key Points</b></p>	
<ul style="list-style-type: none"> <li>The Pit Stop program provides public toilets monitored by paid attendants, as well as needle and dog waste receptacles. The restrooms are a mix of semi-permanent JC Decaux public toilet facilities and portable toilets owned by Public Works and there are currently 25 locations throughout the City.</li> <li>On January 1, 2019, Public Works entered into a grant agreement with Hunters Point Family for the operation of the Pit Stop program for all but one Pit Stop location citywide.</li> </ul>	
<p style="text-align: center;"><b>Fiscal Impact</b></p>	
<ul style="list-style-type: none"> <li>The grant authorized by the proposed resolution would provide Public Works with \$257,500 to operate three Pit Stop locations. It would also require an equal match of \$257,500 provided by Public Works, for a full program budget of \$515,000.</li> <li>Sufficient funding is available in the Public Works FY 2019-20 General Fund budget for the City's \$257,500 matching fund requirement.</li> </ul>	
<p style="text-align: center;"><b>Recommendation</b></p>	
<ul style="list-style-type: none"> <li>Approve the proposed resolution.</li> </ul>	



**MANDATE STATEMENT**

City Administrative Code Section 10.170-1 states that accepting Federal, State, or third-party grant funds in the amount of \$100,000 or more, including any City matching funds required by the grant, is subject to Board of Supervisors approval.

**BACKGROUND**

The Pit Stop program provides public toilets monitored by paid attendants, as well as needle and dog waste receptacles. The restrooms are a mix of semi-permanent JC Decaux public toilet facilities and portable toilets owned by Public Works and there are currently 25 locations throughout the City.

On January 1, 2019, Public Works entered into a grant agreement with Hunters Point Family for the operation of the Pit Stop program for all but one Pit Stop location citywide. Hunters Point Family, a nonprofit organization, provides staffing to the Pit Stop locations as job training, employment and workforce development opportunities for local residents, especially those who are facing barriers to employment.

**DETAILS OF PROPOSED LEGISLATION**

The proposed resolution would authorize Public Works to retroactively accept and expend a grant from BART in the amount of \$257,500 to operate three Pit Stop locations, for the period of July 1, 2019 through June 30, 2020. The grant requires an equal match of \$257,500 provided by Public Works. According to Mr. Devin Macaulay, Public Works Budget Manager, the Department is requesting retroactive approval because the grant was not approved by the BART Board of Directors until the end of September 2019.

The grant allows Public Works to operate the following Pit Stop locations:

- 1) Powell BART Station, operated daily from 7 am – 8 pm, from July 2019 through June 2020;
- 2) 24<sup>th</sup> Street Mission BART Station, operated daily from 9 am – 8 pm, from July 2019 through June 2020; and
- 3) 16<sup>th</sup> Street Mission Bart Station (16<sup>th</sup> and Capp Streets), operated Monday through Friday from 11 am through 6 pm, from July 2019 through June 2020.

Under the existing agreement between Public Works and BART, the Pit Stop at the 16<sup>th</sup> Street BART Station location was first funded in 2016. The Pit Stops at the 24<sup>th</sup> Street BART Station and Powell BART Station were new locations in FY 2018-19. Each Pit Stop is located on City property at street level, not inside the underground BART stations.

According to Mr. Macaulay, Public Works has split the funding responsibility equally with BART for the three locations for FY 2019-20. Under the amendment to the agreement between Public Works and BART, BART will reimburse Public Works for BART's share of Pit Stop expenditures.

Public Works and BART intend to continue the partnership and are planning to negotiate a grant agreement for FY 2020-21.

### FISCAL IMPACT

The grant authorized by the proposed resolution would provide Public Works with \$257,500 to operate three Pit Stop locations. It would also require an equal match of \$257,500 provided by Public Works, for a full program budget of \$515,000. The grant budget is shown in Table 1 below.

**Table 1: BART Pit Stop Grant Budget for FY 2019-20**

<b>Sources</b>	<b>Amount</b>
BART Grant	\$257,500
Public Works (General Fund)	257,500
<b>Total Sources</b>	<b>\$515,000</b>

<b>Uses</b>	<b>Amount</b>
Powell Station	\$179,130
24 <sup>th</sup> Street Mission Station	179,130
16 <sup>th</sup> Street Mission Station	89,767
<i>Pit Stop Monitoring Subtotal</i>	<i>\$448,027</i>
Indirect Costs (15%) – Rent, Utilities, Etc.	66,973
<b>Total Uses</b>	<b>\$515,000</b>

According to Mr. Macaulay, sufficient funding is available in the Public Works FY 2019-20 General Fund budget for the City's \$257,500 matching fund requirement.

### RECOMMENDATION

Approve the proposed resolution.

<b>Items 6 and 7</b> <b>Files 19-1178 &amp; 19-1185</b>	<b>Department:</b> Port Commission (Port)
<b>EXECUTIVE SUMMARY</b>	
<p><b>Legislative Objectives</b></p> <ul style="list-style-type: none"> <li>• File 19-1185 is a resolution authorizing the Port of San Francisco (Port) to issue up to \$27,000,000 in 2020 refunding revenue bonds to refund outstanding Series 2010A and 2010B Port revenue bonds. File 19-1178 is an ordinance (a) appropriating \$29,978,864 from a combination of 2020 refunding revenue bond proceeds and Series 2010 revenue bond debt service reserve fund, and de-appropriating \$1,920,024 from the scheduled March 1, 2020 debt service payment on the Series 2010 Port revenue bonds, totaling \$31,898,888; and (b) re-appropriating \$31,898,888 to repay the 2010 Port revenue bonds.</li> </ul> <p><b>Key Points</b></p> <ul style="list-style-type: none"> <li>• In November 2009, the Board of Supervisors approved the issuance of up to \$45,000,000 in Port revenue bonds and the appropriation of \$33,395,571 in bond proceeds to partially finance seven Port repair and renovation projects, including the James R. Herman Cruise Terminal at Pier 27. The Port issued \$36,650,000 in bonds under this authorization.</li> <li>• Port staff and financial advisors have determined that the Port may achieve significant debt service savings by refinancing the 2010 revenue bonds on March 1, 2020. In October 2019, the Port Commission approved the issuance of \$27,000,000 in new revenue bonds to refinance the remaining balance of the 2010 revenue bonds.</li> <li>• The anticipated bond proceeds of \$27,131,937 exceed the authorized par amount of \$27,000,000 in the proposed resolution. This is because the 2020 refunding revenue bonds may be structured as premium bonds, in which investors would be willing to pay more than the bonds' face value. The premium payment may be accepted without violating the authorization granted in the proposed resolution.</li> </ul> <p><b>Fiscal Impact</b></p> <ul style="list-style-type: none"> <li>• Based on current bond market conditions, the revenue bond refinancing authorized by the proposed resolutions is estimated to result in approximately \$11.7 million in debt service savings over the 20-year period from March 2020 through March 2040. Using an estimated discount rate of 2.71 percent, the Port would have an estimated total net present value savings of approximately \$9.4 million.</li> <li>• The proposed appropriation includes \$30,849,669 to repay the 2010 bonds, \$306,041 for the costs of issuance for the new bonds, \$117,710 for the underwriter's discount, and \$625,468 as a reserve for market uncertainty. The \$2,846,927 debt service reserve fund included with the 2010 bonds can be used to partially repay the bonds.</li> </ul> <p><b>Recommendation</b></p> <ul style="list-style-type: none"> <li>• Approve the proposed resolution and ordinance.</li> </ul>	

## MANDATE STATEMENT

City Charter Section 9.107(4) and City Administrative Code Section 43.12.5(a) state that each revenue bond issuance by the Port Commission for any Port-related purpose is subject to Board of Supervisors approval.

## BACKGROUND

In November 2009, the Board of Supervisors approved the issuance of up to \$45,000,000 in Port of San Francisco (Port) revenue bonds (File 09-1273, Resolution 469-09) and the appropriation of \$33,395,571 in bond proceeds to partially finance seven Port repair and renovation projects, including the James R. Herman Cruise Terminal at Pier 27 (File 09-1274, Ordinance 257-09). In February 2010, the Port issued approximately \$36.7 million in revenue bonds under this authorization. The 2010 revenue bonds were structured to allow the Port Commission to redeem any or all of the remaining outstanding bonds at any time on or after March 1, 2020.

Port staff and financial advisors have determined that the Port may achieve significant debt service savings by refinancing the 2010 revenue bonds on March 1, 2020. Port staff estimates that the refinancing would save approximately \$11.7 million over the remaining life of the bonds, or \$9.4 million in net present value savings, based on the Port's current market conditions and the Port's current credit rating<sup>1</sup>. On October 22, 2019, the Port Commission approved the issuance of up to \$27 million in new 2020 Port revenue bonds to refinance the remaining balance of the 2010 Port revenue bonds.

## DETAILS OF PROPOSED LEGISLATION

The proposed resolution (File 19-1185) and ordinance (File 19-1178) would:

1. Authorize the Port to issue up to \$27,000,000 in 2020 refunding revenue bonds (File 19-1185); and
2. (a) Appropriate \$29,978,864 from a combination of 2020 bond proceeds and the 2010 bond's debt service reserve fund; (b) de-appropriate \$1,920,024 from the scheduled March 1, 2020 debt service payment on the 2010 Port revenue bonds; and (c) re-appropriate \$31,898,888 to repay the 2010 revenue bonds. (File 19-1178)

The 2020 bonds would be issued in two series: Series 2020A, a tax-exempt issue with an estimated \$14.0 million of proceeds; and Series 2020B, a taxable issue, with an estimated \$13.1 million. The total 2020 bond proceeds are estimated to be \$27.1 million.<sup>2</sup> The bonds would be fully repaid by 2040, which is the same repayment timeline as the outstanding 2010 bonds.

<sup>1</sup> The Port is currently rated A by Fitch and Standard & Poor's and A1 by Moody's. In conjunction with the refinancing, the rating analysts will affirm or change the current ratings in January 2020, closer to the time of the sale of bonds.

<sup>2</sup> The Series 2020A tax-exempt bonds will refund revenue bonds originally issued for the Pier 27 Cruise Ship Terminal, Crane Cove Park, Piers 19/23 planning and roof replacement, Pier 35 superstructure and substructure

The 2010 revenue bonds included a debt service reserve fund of \$2,846,927. According to Ms. Katharine Petrucione, Port Deputy Director of Finance and Administration, the reserve fund was required due to market conditions at that time, to repay bondholders in the event the Port defaults on its debt. According to Ms. Petrucione, due to changes in market conditions, a reserve fund will likely not be needed for the new 2020 revenue bonds. The balance of \$2,846,927 may be used to partially repay the 2010 bonds.

**Bond Issuance Amount**

The anticipated receipt of bond proceeds of \$27,131,937 exceeds the Board authorized issuance amount of \$27,000,000 in the proposed resolution (File 19-1185). According to Ms. Anna Van Degna, Director of the Controller’s Office of Public Finance, this is because the 2020 bonds may be structured as premium bonds, in which investors would be willing to pay more than the face value of the bonds. With premium bonds, investors receive a higher interest rate in exchange for paying a premium at issuance. According to Mr. Mark Blake, Deputy City Attorney, the premium payment in excess of \$27,000,000 may be accepted without violating the authorization granted in the proposed resolution. Mr. Blake has conferred with the City’s bond counsel and they agree with the conclusion on this point.

**FISCAL IMPACT**

The revenue bond refinancing authorized by the proposed resolution and ordinance would result in an estimated \$11.7 million of debt service savings over the 20-year period from March 2020 through March 2040. Using an estimated annual discount rate of 2.71 percent, the Port would have total savings of approximately \$9.4 million in net present value. According to Ms. Petrucione, based on current market conditions the 2020 bonds would have an estimated coupon rate of 4.27 percent, lower than the 5.75 percent coupon rate of the 2010 bonds. Annual estimated debt service payments and savings are shown in Table 1 below.

---

repairs and bathroom renovation, Pier 50 entryways, CEQA review, and bond issuance costs. The Series 2020B taxable bonds will refund revenue bonds originally issued for the Pier 27 Cruise Ship Terminal, Pier 19/23 planning and roof replacement, Crane Cove Park, Pier 33.5 bulkhead improvements, Pier 50 entryways, Pier 94 backlands leasing improvements, Piers 30/32 repairs and improvements, Piers 29.5/31 building and roof improvements, CEQA review, and bond issuance costs. According to Ms. Petrucione, the Port’s bond counsel determined that bonds issued for the aforementioned projects were taxable because they included private use.

**Table 1: Port Debt Service Payments and Savings**

Year <sup>3</sup>	Current Prior Debt Service Payment	Estimated New Debt Service Payment	Estimated Gross Savings	Estimated Net Present Value Savings
2021	\$2,844,342	\$2,099,474	\$744,868	\$729,017
2022	2,845,482	2,070,544	774,938	738,486
2023	2,846,370	2,069,838	776,532	720,064
2024	2,841,658	2,062,149	779,509	703,318
2025	2,846,345	2,067,558	778,787	683,704
2026	2,844,381	2,066,125	778,256	664,769
2027	2,844,743	2,067,477	777,266	645,920
2028	2,841,956	2,066,965	774,991	626,533
2029	2,845,649	2,068,865	776,784	610,879
2030	2,844,713	2,068,641	776,071	593,663
2031	1,853,775	1,456,250	397,525	296,181
2032	1,851,119	1,451,500	399,619	289,776
2033	1,850,644	1,449,750	400,894	282,922
2034	1,852,094	1,455,750	396,344	272,232
2035	1,855,213	1,459,000	396,213	264,855
2036	1,854,744	1,454,500	400,244	260,378
2037	1,850,688	1,452,500	398,188	252,098
2038	1,853,044	1,452,750	400,294	246,633
2039	1,851,300	1,450,000	401,300	240,617
2040	1,855,456	1,454,250	401,206	234,101
<b>Total</b>	<b>\$46,973,715</b>	<b>\$35,243,887</b>	<b>\$11,729,827</b>	<b>\$9,353,426</b>

\*Totals may not add due to rounding

According to Ms. Petrucione, the Port Harbor Fund is used for debt service payments and would therefore achieve savings through the bond refinance. The savings would likely be used for capital improvements of the Port.

The estimated sources and uses of the proposed bond refinance are shown in Table 2 below.

**Table 2: Estimated Sources and Uses of Proposed Bond Refinance**

Estimated Sources	Amount
2020 Revenue Bond Proceeds	\$27,131,937
2010 Revenue Bond Debt Service Reserve Fund	2,846,927
2010 Revenue Bond Debt Service Payment	1,920,024
<b>Total Estimated Sources</b>	<b>\$31,898,888</b>
Estimated Uses	Amount
2010 Revenue Bond Repayment <sup>4</sup>	\$30,849,669
2020 Revenue Bond Cost of Issuance	306,041
Underwriter's Discount	117,710
Reserve for Market Uncertainty	625,468
<b>Total Estimated Uses</b>	<b>\$31,898,888</b>

<sup>3</sup> Debt service payments are due March 1<sup>st</sup> of each year.

<sup>4</sup> The estimated repayment of \$30,849,669 includes the outstanding 2010 bonds principal of \$29,865,000 and an interest payment of \$984,669.

According to Ms. Petrucione, the \$625,468 reserve for market uncertainty is included in the appropriation as a cushion in case the interest rates are higher than anticipated, or in case the bond proceeds amount is less than anticipated.

**RECOMMENDATION**

Approve the proposed resolution and ordinance.

<b>Items 8 &amp; 9</b> <b>Files 19-1240 and 19-1241</b>	<b>Department:</b> Human Services Agency (HSA)
<b>EXECUTIVE SUMMARY</b>	
<p style="text-align: center;"><b>Legislative Objectives</b></p> <ul style="list-style-type: none"> <li>• <u>File 19-1240</u>: The proposed resolution would approve the first modification of the grant between the City and Children’s Council of San Francisco for the provision of Early Care Education Integrated Services to support the City’s implementation of the San Francisco Citywide Plan for Early Care and Education. The modification would extend the grant term by two years for a total term from July 1, 2017 through June 30, 2022, and increase the grant amount by \$178,410,733, from \$197,641,712 to \$376,052,445.</li> <li>• <u>File 19-1241</u>: The proposed resolution would approve the second modification to the grant agreement between the City and Wu Yee Children’s Services for the provision of Early Care Education Integrated Services to support the City’s implementation of the San Francisco Citywide Plan for Early Care and Education. The modification would extend the grant term by two years for a total term from July 1, 2017 through June 30, 2022, and increase the amount by \$36,251,054, from \$39,559,034 to \$75,810,088.</li> </ul> <p style="text-align: center;"><b>Key Points</b></p> <ul style="list-style-type: none"> <li>• In June 2017 the Board of Supervisors approved two grant agreements between the Human Services Agency (HSA) and two early child care service providers: Children’s Council of San Francisco; and Wu Yee Children’s Services. The Children’s Council and Wu Yee provide subsidies to low income families with children 0 - 5 years old, stipends for child care workers, and administrative services related to provision of these funds. In FY 2019-20, approximately 5,200 families will receive childcare subsidies, averaging \$12,331 per family; and 2,176 childcare workers received wage stipends of \$3,260 each.</li> </ul> <p style="text-align: center;"><b>Fiscal Impact</b></p> <ul style="list-style-type: none"> <li>• Total actual and projected grant funding from FY 2017-18 through FY 2021-22 to the Children’s Council is \$376,052,445; and to Wu Yee is \$75,810,088. Approximately 19 percent of grant funds are State and Federal funds, while the remaining 81 percent are City funds.</li> </ul> <p style="text-align: center;"><b>Recommendation</b></p> <ul style="list-style-type: none"> <li>• Approve the proposed resolutions.</li> </ul>	



## MANDATE STATEMENT

City Charter Section 9.118(b) states that any contract entered into by a department, board or commission that (1) has a term of more than ten years, (2) requires expenditures of \$10 million or more, or (3) requires a modification of more than \$500,000 is subject to Board of Supervisors approval.

## BACKGROUND

### Existing grant agreements for early child care services

In June 2017 the Board of Supervisors approved two grant agreements between the Human Services Agency (HSA) and two early child care service providers: (1) a \$204.2 million grant for Children's Council of San Francisco (File 17-0589) and (2) a \$31.2 million grant for Wu Yee Children's Services (File 17-0590). The final grant award to the Children's Council was for \$197,641,712, which is less than the amount approved by the Board of Supervisors due to last-minute negotiated changes with the provider. In June 2019 the Board of Supervisors approved a modification to the agreement with Wu Yee to increase the grant amount to \$39,559,034 (File 19-0456).

The target population for both grants is children ages 0 to 5. The agreements each had a three year term, from July 1, 2017 through June 30, 2020 and HSA has the option to extend each agreement for an additional two years through June 2022.

According to documents provided by HSA, both grantees are in conformance with City monitoring requirements for FY 2017-18 and FY 2018-19 and both grantees met their performance and contract objectives during the same period.

## DETAILS OF PROPOSED LEGISLATION

**File 19-1240:** The proposed resolution would approve the first modification of the grant between the City and Children's Council of San Francisco for the provision of Early Care Education Integrated Services to support the City's implementation of the San Francisco Citywide Plan for Early Care and Education. The modification would extend the grant term by two years for a total term from July 1, 2017 through June 30, 2022, and increase the grant amount by \$178,410,733, from \$197,641,712 to \$376,052,445.

**File 19-1241:** The proposed resolution would approve the second modification to the grant agreement between the City and Wu Yee Children's Services for the provision of Early Care Education Integrated Services to support the City's implementation of the San Francisco Citywide Plan for Early Care and Education. The modification would extend the grant term by two years for a total term from July 1, 2017 through June 30, 2022, and increase the amount by \$36,251,054, from \$39,559,034 to \$75,810,088.

The proposed modifications were approved by the Human Services Agency Commission on November 21, 2019.

### Details of Services

According to the existing grant agreements, the Children's Council and Wu Yee provide subsidies to low income families with children 0 - 5 years old, stipends for child care workers, and administrative services related to provision of these funds.

#### *Family subsidies*

The grant agreements provide child care subsidies to eligible families. According to data provided by HSA, 5,163 families received childcare subsidies in FY 2018-19 at an average subsidy of \$10,840 per family and a total cost of \$55.97 million. Approximately 5,200 families are projected to receive childcare subsidies in FY 2019-20 at an average subsidy of \$12,331 per family and a total projected cost of \$64.1 million. The number of families receiving subsidies is expected to remain 5,200 during the proposed two year extension.

#### *Child care worker stipends*

Under the existing grant agreements, the grantees began providing child care workers with stipends in FY 2019-20. In the Fall of 2019, the grantees provided 2,176 child care workers stipends of \$3,260 each, at total cost of approximately \$7.1 million. The budget for the proposed grant modifications shows \$20.9 million allocated for child care worker stipends through the proposed two year term extension, or approximately \$10.45 million per year. The number of future stipend awards and their amounts will be determined by the number of educator applicants.

#### *Administrative services*

In addition, both grantees provide administrative services related to family subsidies, including informing parents of federal, state, and local assistance with childcare reimbursements through outreach and engagement, overseeing client eligibility and enrollment, overseeing child care provider services, rate setting for subsidy payments according to state and local policies, administering and issuing provider payments, administering background clearances of license-exempt child care providers, and tracking and reporting on utilization.

### **FISCAL IMPACT**

The proposed resolutions would amend the grant agreements to increase the grant amounts with the Children's Council by \$178,410,733 and with Wu Yee and \$36,251,054, for a total increase of \$214,661,787. The funds account for the two year extension of services and related operations at each of the grantees. Tables 1 and 2 below show actual and proposed spending for each grantee.

**Table 1: Actual Spending and Proposed Budget for Children's Council Grant**

	FY 2017-18 (Actual)	FY 2018-19 (Actual)	FY 2019-20 (Projected)	FY 2020-21 (Proposed)	FY 2021-22 (Proposed)	Total
Salaries & Benefits	\$3,691,785	\$4,371,533	\$4,850,519	\$4,858,010	\$4,865,727	\$22,637,573
Operating Expenses	1,263,494	1,704,132	1,495,543	1,480,543	1,484,178	7,427,890
Indirect Costs	564,186	685,398	758,304	763,102	764,407	3,535,397
Capital Expenditure	796	8,215	\$0	\$0	0	9,010
Direct Client Pass-Through <sup>1</sup>	47,851,446	51,508,595	75,473,294	76,351,516	71,624,092	322,808,943
<b>Subtotal</b>	<b>53,371,706</b>	<b>58,277,873</b>	<b>82,577,660</b>	<b>83,453,171</b>	<b>78,738,404</b>	<b>356,418,814</b>
Contingency <sup>a</sup>	0	0	3,414,473	8,345,317	7,873,840	19,633,631
<b>Total Uses</b>	<b>\$53,371,706</b>	<b>\$58,277,873</b>	<b>\$85,992,133</b>	<b>\$91,798,488</b>	<b>\$86,612,244</b>	<b>\$376,052,445</b>

Source: Human Services Agency

<sup>a</sup> Approximately 10% in FY 2020-21 and FY 2021-22**Table 2: Actual Spending and Proposed Budget for Wu Yee Grant**

	FY 2017-18 (Actual)	FY 2018-19 (Actual)	FY 2019-20 (Projected)	FY 2020-21 (Proposed)	FY 2021-22 (Proposed)	Total
Salaries & Benefits	\$993,264	\$1,205,643	\$1,445,906	\$1,458,882	\$1,472,247	\$6,575,943
Operating Expenses	321,031	224,901	223,020	225,155	227,355	1,221,462
Indirect Costs	200,468	214,906	250,339	252,606	254,940	1,173,259
Capital Expenditure	12,410	0	0	0	0	12,410
Direct Client Pass-Through	9,625,454	11,085,079	13,544,420	14,221,641	14,932,723	63,409,317
<b>Subtotal</b>	<b>11,152,627</b>	<b>12,730,529</b>	<b>15,463,685</b>	<b>16,158,284</b>	<b>16,887,265</b>	<b>72,392,391</b>
Contingency <sup>a</sup>	0	0	113,142	1,615,828	1,688,727	3,417,697
<b>Total Uses</b>	<b>\$11,152,627</b>	<b>\$12,730,529</b>	<b>\$15,576,827</b>	<b>\$17,774,112</b>	<b>\$18,575,992</b>	<b>\$75,810,088</b>

Source: Human Services Agency

<sup>a</sup> Approximately 10% in FY 2020-21 and FY 2021-22

Over the five-year terms of the grant agreements, approximately 91 percent of the budgeted funds are a direct client pass-through. Between FY 2018-19 and FY 2019-20, direct client pass-through costs increased by \$24 million at the Children's Council and by \$2.5 million at Wu Yee, or a total of \$26.4 million. As shown in the tables above, this higher level of spending is budgeted in the proposed two year extension. According to data provided by HSA, the higher level of direct client pass through spending is attributable to higher amounts of subsidies for families and the introduction of the child care worker stipend program.

The sources for the two grants are shown in Table 3 below.

<sup>1</sup> Direct client pass through consists of child care subsidies and early educator child care stipends

**Table 3: Funding Sources for Children’s Council and Wu Yee Grants**

	<b>Children’s Council</b>	<b>Wu Yee</b>	<b>Total</b>
Federal Sources	\$24,757,604	\$818,638	\$25,576,242
State Funding	55,130,008	20,149	55,150,157
<b>Subtotal Federal &amp; State</b>	<b>\$79,887,612</b>	<b>\$838,787</b>	<b>\$80,726,399</b>
General Funds	118,303,084	33,015,604	151,318,688
DCYF Funding	158,228,116	38,538,001	196,766,117
<b>Subtotal City Funds</b>	<b>\$276,531,200</b>	<b>\$71,553,605</b>	<b>\$348,084,805</b>
<b>Subtotal All Funds</b>	<b>356,418,812</b>	<b>72,392,392</b>	<b>428,811,204</b>
Contingency	19,633,633	3,417,696	23,051,329
<b>Total</b>	<b>\$376,052,445</b>	<b>\$75,810,088</b>	<b>\$451,862,533</b>

Source: Human Services Agency

Approximately \$80,726,399 or 19 percent are State and Federal funds, while the remaining \$348,084,805 or 81 percent are City funds. The budgeted contingency of \$23,051,329 is City General Fund.

## **RECOMMENDATION**

Approve the proposed resolutions.

<b>Item 11</b> <b>File 19-1261</b>	<b>Department:</b> Department of Children, Youth and their Families (DCYF)
<b>EXECUTIVE SUMMARY</b>	
<p style="text-align: center;"><b>Legislative Objectives</b></p> <ul style="list-style-type: none"> <li>• The proposed ordinance appropriates \$2,700,000 of the General Reserve to support the reinstatement of Spring 2020 classes at City College of San Francisco. The ordinance requires that the transfer of funds be subject to an agreement between the City (through the Department of Children, Youth, and Their Families) and City College that includes requirements to (1) use the funds for class reinstatement, (2) submit a report to the Board of Supervisors by June 30, 2020 documenting the reinstated classes and associated enrollment numbers, and (3) return any funds not used for class reinstatement or preparation of the associated report by August 30, 2020.</li> </ul> <p style="text-align: center;"><b>Key Points</b></p> <ul style="list-style-type: none"> <li>• City College of San Francisco is a public community college in San Francisco. According to a November 21, 2019 official statement from the City College of San Francisco’s Office of the Chancellor, City College removed approximately 225 credit sections and 63 non-credit sections from the Spring 2020 schedule, as well as reduced the summer class schedule by 25 percent, in an effort to curtail a projected \$13 million budget deficit for the 2019-2020 fiscal year.</li> </ul> <p style="text-align: center;"><b>Fiscal Impact</b></p> <ul style="list-style-type: none"> <li>• The proposed ordinance would appropriate \$2,700,000 of the General Reserve to the City College of San Francisco (through the Department of Children, Youth, and Their Families). According to the FY 2018-19 Comprehensive Financial Annual Financial Statement, there was \$130.9 million in the City’s General Reserve available for appropriation as of June 30, 2019</li> </ul> <p style="text-align: center;"><b>Recommendation</b></p> <ul style="list-style-type: none"> <li>• Approval of the proposed ordinance is a policy matter for the Board of Supervisors.</li> </ul>	

## MANDATE STATEMENT

City Charter Section 2.105 states that all legislative acts shall be by ordinance, approved by a majority of the members of the Board of Supervisors.

## BACKGROUND

City College of San Francisco is a public community college in San Francisco. According to a November 21, 2019 official statement from the City College of San Francisco's Office of the Chancellor, City College removed approximately 225 credit sections and 63 non-credit sections from the Spring 2020 schedule, as well as reduced the summer class schedule by 25 percent, in an effort to curtail a projected \$13 million budget deficit for the 2019-2020 fiscal year. Credit and non-credit subject areas impacted by the cuts include art, dance, music and offerings for older adults.

## DETAILS OF PROPOSED LEGISLATION

The proposed ordinance appropriates \$2,700,000 of the General Reserve to support the reinstatement of Spring 2020 classes at City College of San Francisco. The ordinance requires that the transfer of funds be subject to an agreement between the City (through the Department of Children, Youth, and Their Families) and City College that includes requirements to (1) use the funds for class reinstatement, (2) submit a report to the Board of Supervisors by June 30, 2020 documenting the reinstated classes and associated enrollment numbers, and (3) return any funds not used for class reinstatement or preparation of the associated report by August 30, 2020.

## FISCAL IMPACT

Table 1 below summarizes the proposed appropriation of \$2,700,000.

**Table 1: Appropriation of \$2,700,000 to City College of San Francisco**

<b>Sources</b>	
General Reserve	\$2,700,000
<b>Total Sources</b>	<b>\$2,700,000</b>
<b>Uses</b>	
<u>Appropriation</u>	
Department of Children, Youth and their Families – City College Enrollment Assistance Fund	\$2,700,000
<b>Total Uses</b>	<b>\$2,700,000</b>

According to the FY 2018-19 Comprehensive Financial Annual Financial Statement, there was \$130.9 million in the City's General Reserve available for appropriation as of June 30, 2019.<sup>1</sup>

<sup>1</sup> The General Reserve is intended to address revenue weaknesses, expenditure overages, or other programmatic goals not anticipated during the annual budget process. City Administrative Code Section 10.60(b) provides for the

**RECOMMENDATION**

Approval of the proposed ordinance is a policy matter for the Board of Supervisors.

---

General Reserve to be no less than 2.5 percent of budgeted regular General Fund revenues in FY 2018-19, increasing to 2.75 percent of budgeted regular General Fund revenues in FY 2019-20.