

ONESF
Building Our Future
onesanfrancisco.org

There's only one San Francisco. Let's take care of it.



San Francisco FY 2018-2027 Capital Plan
City Administrator's Office of Resilience and Capital Planning


March 23, 2017

170248

10-YEAR CAPITAL PLAN

2

- ❑ Approval of the City & County of San Francisco's FY2018-2027 Capital Plan
 - ❑ The Capital Plan collects and coordinates efforts related to San Francisco's broad array of City, County, and regional infrastructure in one document.
 - ❑ The Plan provides an assessment of capital needs, the investment required to meet those needs, and a plan of finance to fund them.
 - ❑ Admin. Code Sec. 3.20 requires the Capital Planning Committee to submit an updated 10-year Capital Plan to the Mayor's Office and the Board of Supervisors for their approval by May 1 of each odd-numbered year.
 - ❑ The FY2016-2025 Capital Plan was unanimously approved on April 21, 2015.



ACCOMPLISHMENTS

3

Renewed emphasis on protecting SF's capital assets and investing in resilience

Over \$10B invested on SF-owned infrastructure since 2008



\$35B FY 2018-27 Capital Plan proposed spring 2017

\$459M 2-Year Capital Budget adopted August 2016

Highest bond rating in City's history

Preparing for the future with earthquake safety and sea level rise planning

Major projects completed citywide



PROPOSED CAPITAL PLAN

Funding Overview FY18-27

4

Summary by Service Area FY 18-27

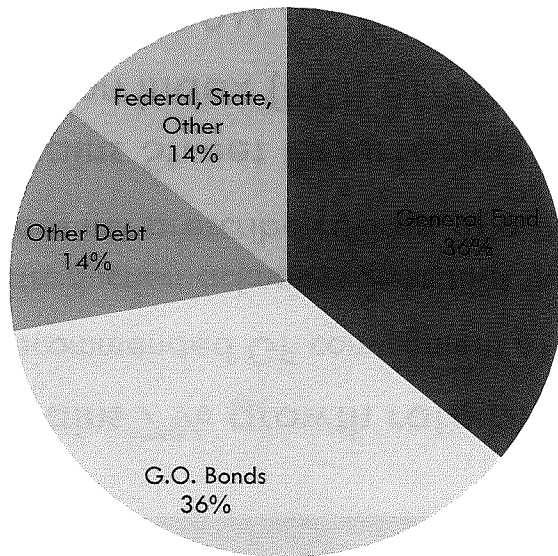
<i>(in \$millions – includes all funding sources)</i>	GENERAL FUND DEPTS	ENTERPRISE DEPTS	EXTERNAL AGENCIES	TOTAL
Public Safety	1,655	-	-	1,655
Health and Human Services	922	-	11	934
Infrastructure & Streets	1,688	7,837	-	9,526
Recreation, Culture, and Education	744	-	1,635	2,379
Economic & Neighborhood Development	-	1,884	3,094	4,978
Transportation	-	9,200	6,283	15,483
General Government	243	-	-	243
TOTAL	5,252	18,922	11,023	35,197

- ❑ Enterprise Departments: MTA, Port, PUC, SFO
- ❑ External Agencies: City College, SFUSD, OCII, SFHA, regional transit agencies

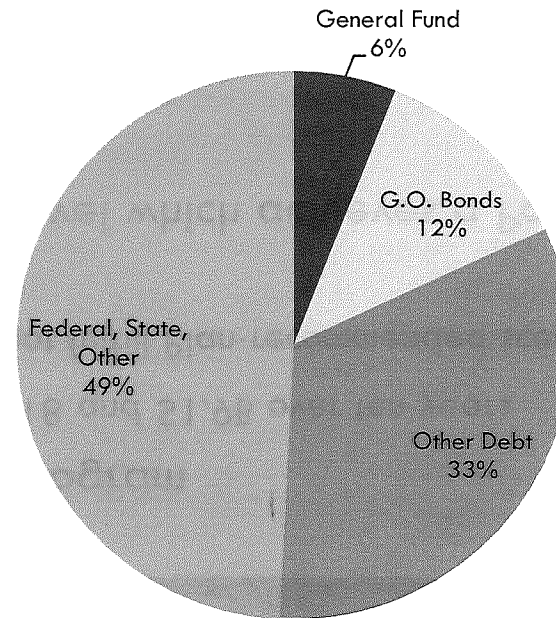
PROPOSED CAPITAL PLAN

Sources FY18-27

Funding Sources - GF Depts



Funding Sources - All Depts



PROPOSED CAPITAL PLAN

Pay-Go Policies and Assumptions

6

- ❑ Maintains 7% growth rate of the Pay-Go Program
 - ❑ Recommended GF commitment of \$137.3M in FY18 and \$1.9B over ten years
 - ❑ Introduction acknowledges that the budget may not fulfill Plan-recommended scenarios but does not prescribe revised priorities for that case
- ❑ Maintains Street Resurfacing funding at a level which achieves a Pavement Condition Index (PCI) of 70 by 2025
- ❑ Maintains \$10M/yr for Enhancement projects
- ❑ Adjusts Pay-Go Program to account for:
 - ❑ Recreation and Parks set-aside (reduced Pay-Go Program by \$15M/yr)
 - ❑ Street Tree set-aside (reduced Pay-Go Program by \$4.6M in FY18, escalated by 5% for the remainder of the Plan)
- ❑ Capital Planning Fund supports pre-construction project development to promote shovel-ready debt-financed projects

PROPOSED PAY-AS-YOU-GO PROGRAM

7

		Funding Category <i>(in \$millions)</i>	10-yr GF Need	10-yr GF Funding	% Funded
Fixed Allocation		Routine Maintenance	153	153	100%
		ADA: Facilities	12	12	100%
		ADA: Public Right-of-Way	87	87	100%
		Street Resurfacing	693	693	100%
		Enhancements	2,122	100	5%
		Recreation and Parks Base Commitment	-	150	N/A
		Contribution to Street Tree Set-Aside	-	58	N/A
		FIXED ALLOCATION TOTAL	3,067	1,253	
Variable Allocation		Right-of-Way Renewal	203	121	59%
		Facility Renewal	947	522	55%
			VARIABLE ALLOCATION TOTAL	1,150	643
		GRAND TOTAL	4,217	1,897	

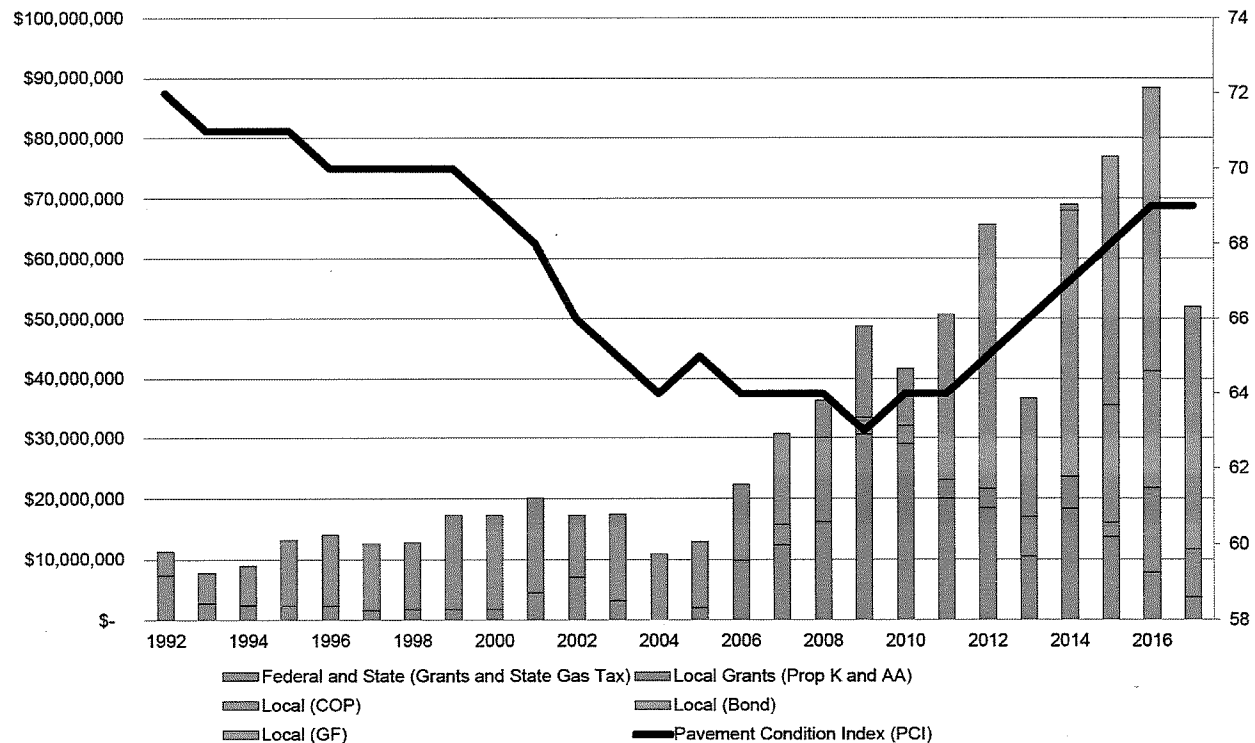
- ❑ Renewal: Investment to preserve or extend the useful life of an asset
- ❑ Enhancement: Investment that increases an asset's value and/or changes its use

SALES TAX MEASURE IMPACT

8

- ❑ Nov 2016 sales tax revenue measure not approved by voters
- ❑ Projected to raise \$150M/yr
- ❑ Estimated \$33M annual impact to the Pay-Go Program

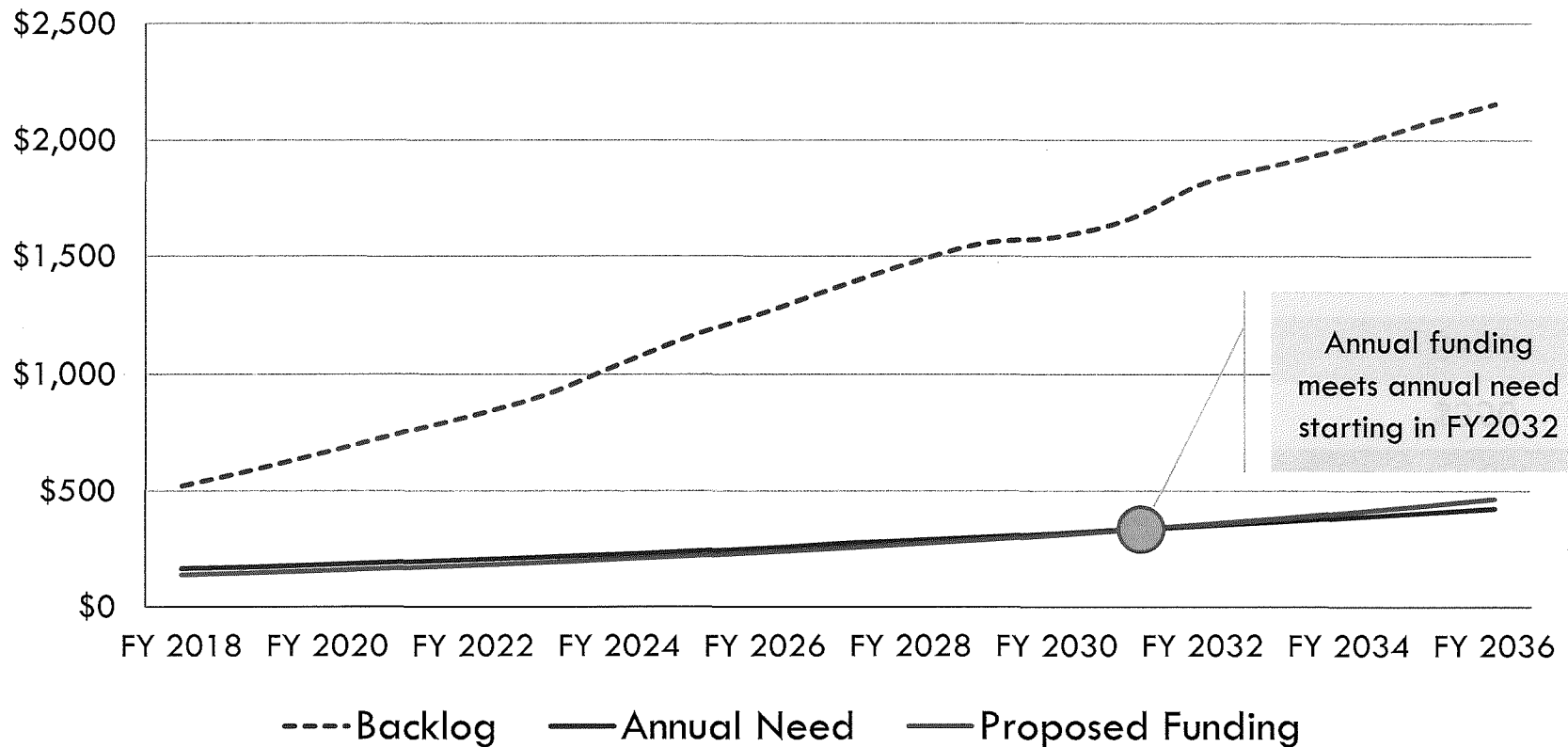
Street Resurfacing: Historical Budget & PCI



PROPOSED PAY-AS-YOU-GO PROGRAM

Impact of Funding Level on Backlog

9



- ❑ Current backlog in today's dollars: \$523M (\$799M when escalated to the end of the Plan)
- ❑ Reduction in backlog is not achieved during the 10 years of the Plan

PROPOSED DEBT PROGRAM

General Obligation (G.O.) Bond Schedule

G.O. Bond Debt Program

(in \$millions)

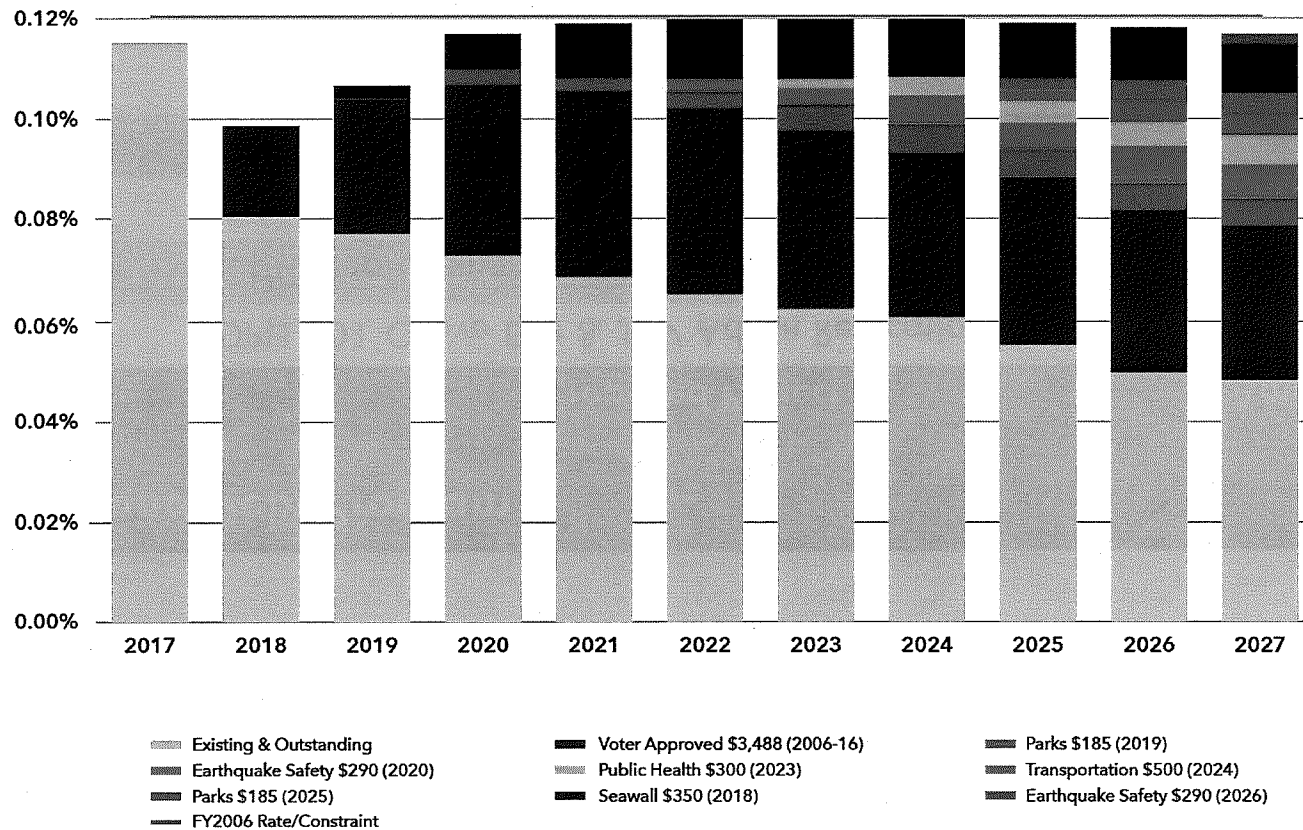
Election	Proposed Program	Amount
November 2018	Seawall Fortification	\$350
November 2019	Parks and Open Space	\$185
November 2020	Earthquake Safety & Emergency Response	\$290
November 2022	Public Health	\$300
November 2024	Transportation	\$500
June 2025	Parks and Open Space	\$185
November 2026	Earthquake Safety & Emergency Response	\$290
TOTAL		\$2,100

- G.O. Bond Program Policy: The City’s G.O. Bonds will not increase long-term property tax rates above FY2006 levels. In other words, G.O. Bonds under the City’s control will only be used as existing bonds are retired.

PROPOSED DEBT PROGRAM

General Obligation (G.O.) Bond Capacity

**Capital Plan G.O. Bond Program
FY2017 - 2027**



Note: Chart does not reflect passage of Measure C in November 2016, allowing use of Seismic Safety Loan Bond Program capacity for Affordable Housing projects

PROPOSED DEBT PROGRAM

General Fund (GF) Debt Schedule

12

General Fund Debt Program

(in \$millions)

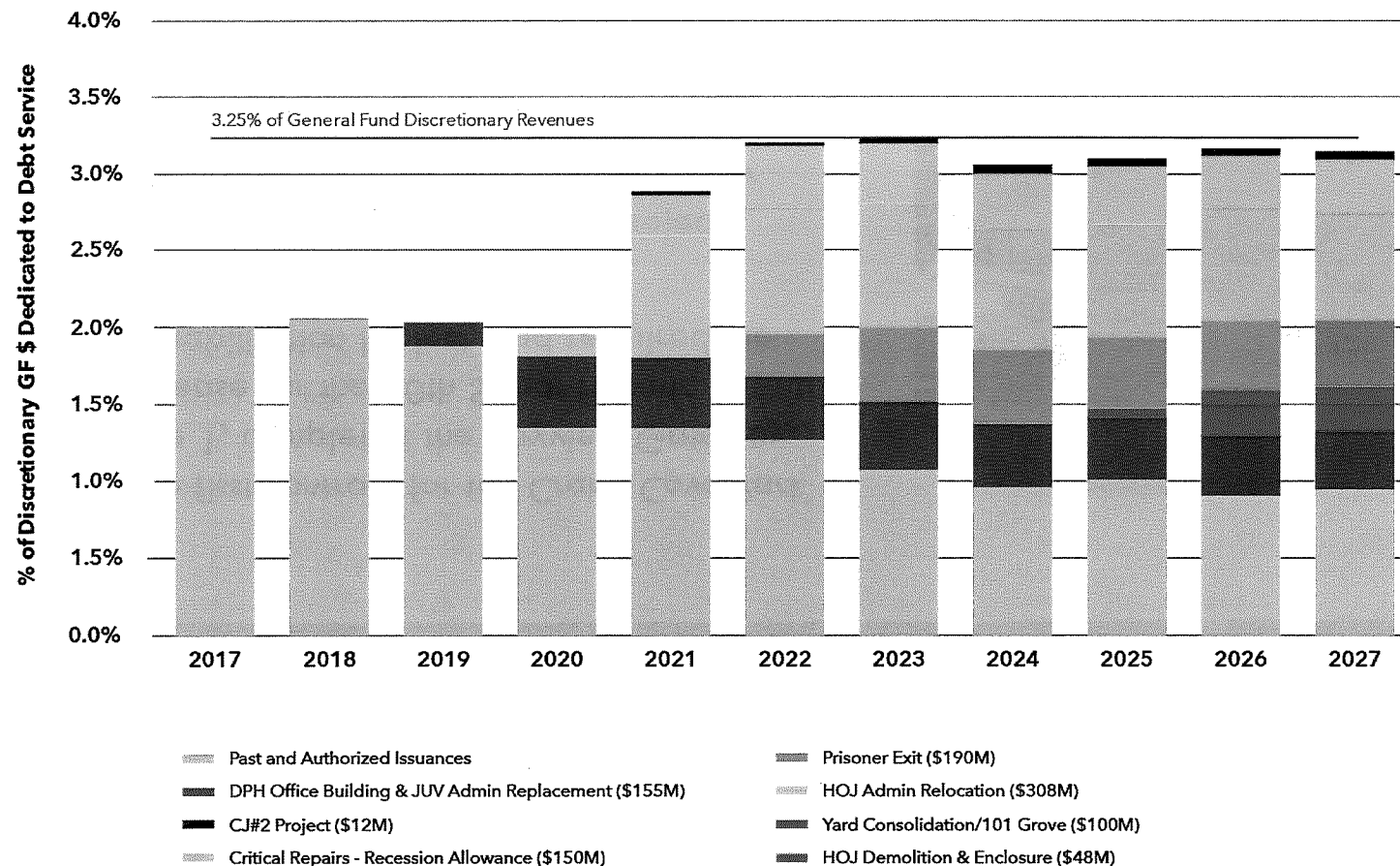
Issuance	Proposed Project	Amount
FY2018	DPH 101 Grove Exit & JUV Admin Relocation	\$155
FY2019	CJ#2 Improvements Match	\$12
FY2020-22	Critical Repairs – Recession Allowance (\$50M Annually)	\$150
FY2021	JFIP – HOJ Admin Relocation	\$308
FY2021	JFIP – Prisoner Exit	\$190
FY2025	PW Yard Consolidation	\$50
FY2025	101 Grove Retrofit	\$50
FY2026	JFIP – HOJ Demolition & Enclosure	\$48
TOTAL		\$963

- General Fund Debt Program Policy: The amount spent on General Fund debt service will not exceed 3.25% of General Fund discretionary revenues.

PROPOSED DEBT PROGRAM

General Fund Debt Capacity

**Capital Plan General Fund Debt Program
FY2017 - 2027**




CAPITAL ACHIEVEMENT HIGHLIGHTS

Economic and Neighborhood Development

14

- ❑ Awarded the first contract for the Crane Cove Park Project Phase 1, completed the Bayview Gateway, executed a lease for the 20th Street Historic Buildings Rehabilitation Project, and repaired the Pier 35 Bulkhead Building
- ❑ Completed several impact fee-funded projects, including the Hayes Street two-way project, new public realm improvements on Bartlett Street between 21st and 22nd Street
- ❑ Made significant progress in the development of neighborhoods such as Hunters Point Shipyard/Candlestick Point, Mission Bay, Transbay Transit Center, and Treasure Island




CAPITAL ACHIEVEMENT HIGHLIGHTS

General Government

15

- ❑ Advanced the Citywide 800MHz Radio System Replacement Project
- ❑ Completed 90% of the ADA Transition Plan projects, and designed, constructed, or upgraded 1,563 curb ramps to comply with ADA standards
- ❑ Completed construction on the Critical Construction Project for the City's 9-1-1 Center and Emergency Operations Center
- ❑ Completed Phase 2 Structural Steel for the Moscone Convention Center Expansion Project
- ❑ Launched the City's free municipal wireless internet access in Parks project




CAPITAL ACHIEVEMENT HIGHLIGHTS

Health and Human Services

16

- ❑ Completed construction of the new Zuckerberg San Francisco General Hospital and Trauma Center, and remodeled Laguna Honda Hospital Wings A, B, C and H into administrative offices
- ❑ Opened the City's first two Navigation Centers for people experiencing long-term street homelessness.
- ❑ Opened two new facilities to serve San Francisco's most vulnerable populations: the new County Veterans Service Office and DAAS Benefits and Resource Hub at 2 Gough Street, and a children's resource center at the Edgewood Center for Children and Families.
- ❑ Made significant progress on HOPE SF projects at Hunters View, Alice Griffith, Potrero, and Sunnydale





CAPITAL ACHIEVEMENT HIGHLIGHTS

Infrastructure and Streets

17

- ▣ Repaved and maintained 1,649 street blocks, constructed approximately 3,000 curb ramps, repaired more than 590,000 sq ft of sidewalks, repaired 28 structures including stairs, retaining walls, and guardrails, and completed 9 streetscape improvement projects
- ▣ Made significant progress on the Water System Improvement Program, water supply diversification work, and storm water management improvements





CAPITAL ACHIEVEMENT HIGHLIGHTS

Public Safety

18

- ❑ Renovated 25 of the City's 42 operating fire stations, advanced Emergency Firefighter Water System (EFWS) projects, and began planning and design for the Fire Department's new Ambulance Deployment Center
- ❑ Completed construction of the new Public Safety Building, began the design phase of a replacement facility for the SFPD Forensic Services Division (FSD) and SFPD Traffic Company, and completed ADA Barrier Removal projects at Mission, Bayview, and Central Police Stations
- ❑ Completed the structural steel erection and celebrated the topping-out ceremony of the new Office of the Chief Medical Examiner.




CAPITAL ACHIEVEMENT HIGHLIGHTS

Recreation, Culture, and Education

19

- ❑ Completed construction of several new parks and playgrounds, and renovations at Beach Chalet Playfields
- ❑ Completed renovations at the Bayview Opera House and the Asian Art Museum, finished repairs at the City's four cultural centers and the Academy of Sciences, and began renovation projects at the Fine Arts Museums
- ❑ Began Phase I of the Old Mint Restoration Project
- ❑ Completed the seismic retrofit and renovation of the War Memorial Veterans Building
- ❑ Completed improvements at many San Francisco Unified School District facilities
- ❑ Opened the Mix at SFPL, and the Bridge at Main in the Main Library



CAPITAL ACHIEVEMENT HIGHLIGHTS

Transportation

20

- ❑ Completed several Vision Zero-related high priority street safety projects, completed the Fell & Oak Bicycleway Project, installed automated bicycle counters along major cycling routes, made improvements on Market and Haight transit lines, and completed the Castro Streetscape Improvement Project
- ❑ Opened a new state-of-the-art Air Traffic Control Tower, and completed the Terminal 3 East Renovation Project
- ❑ Finished construction on several county initiatives including the final roadway configuration of the Presidio Parkway, several Caltrain improvements including reconstruction of the Jerrold Avenue Bridge, and advanced the Transbay Transit Center Project



Questions & Comments

21

onesanfrancisco.org

Brian Strong, CRO 554-5165

Heather Green, Assistant Director 554-5162

Nishad Joshi, Administrative Analyst 554-5164

Joshua Low, Administrative Analyst 554-5166

Hemiar Alburati, Business Applications Manager 554-5161

Tom Cassaro, SF Fellow 554-6075

