

File No. 090313

Committee Item No. 1

Board Item No. _____

COMMITTEE/BOARD OF SUPERVISORS

AGENDA PACKET CONTENTS LIST

Committee: Public Safety

Date: June 7, 2010

Board of Supervisors Meeting

Date _____

Cmte Board

- | | | |
|-------------------------------------|--------------------------|--|
| <input type="checkbox"/> | <input type="checkbox"/> | Motion |
| <input type="checkbox"/> | <input type="checkbox"/> | Resolution |
| <input type="checkbox"/> | <input type="checkbox"/> | Ordinance |
| <input type="checkbox"/> | <input type="checkbox"/> | Legislative Digest |
| <input type="checkbox"/> | <input type="checkbox"/> | Budget Analyst Report |
| <input type="checkbox"/> | <input type="checkbox"/> | Legislative Analyst Report |
| <input type="checkbox"/> | <input type="checkbox"/> | Ethics Form 126 |
| <input checked="" type="checkbox"/> | <input type="checkbox"/> | Introduction Form (for hearings) |
| <input checked="" type="checkbox"/> | <input type="checkbox"/> | Department/Agency Cover Letter and/or Report * |
| <input type="checkbox"/> | <input type="checkbox"/> | MOU |
| <input type="checkbox"/> | <input type="checkbox"/> | Grant Information Form |
| <input type="checkbox"/> | <input type="checkbox"/> | Grant Budget |
| <input type="checkbox"/> | <input type="checkbox"/> | Subcontract Budget |
| <input type="checkbox"/> | <input type="checkbox"/> | Contract/Agreement |
| <input type="checkbox"/> | <input type="checkbox"/> | Award Letter |
| <input type="checkbox"/> | <input type="checkbox"/> | Application |
| <input type="checkbox"/> | <input type="checkbox"/> | Public Correspondence |

OTHER

(Use back side if additional space is needed)

<input type="checkbox"/>	<input type="checkbox"/>	_____
<input type="checkbox"/>	<input type="checkbox"/>	_____
<input type="checkbox"/>	<input type="checkbox"/>	_____
<input type="checkbox"/>	<input type="checkbox"/>	_____
<input type="checkbox"/>	<input type="checkbox"/>	_____

Completed by: Victor Young

Date June 3, 2010

Completed by: Victor Young

Date _____

An asterisked item represents the cover sheet to a document that exceeds 25 pages. The complete document is in the file.

INTRODUCTION FORM
By a member of the Board of Supervisors or the Mayor

RECEIVED
BOARD OF SUPERVISORS
SAN FRANCISCO

2009 MAR 17
BY
PM 2:22
Time Stamp or Meeting Date

I hereby submit the following item for introduction:

- 1. For reference to Committee:
An ordinance, resolution, motion, or charter amendment.
- 2. Request for next printed agenda without reference to Committee
- 3. Request for Committee hearing on a subject matter.
- 4. Request for letter beginning "Supervisor _____ inquires..."
- 5. City Attorney request.
- 6. Call file from Committee.
- 7. Budget Analyst request (attach written motion).
- 8. Substitute Legislation File Nos.

Please check the appropriate boxes. The proposed legislation should be forwarded to the following:

- Small Business Commission
- Ethics Commission
- Building Inspection Commission
- Youth Commission
- Planning Commission

Note: For the Imperative Agenda (a resolution not on the printed agenda), use a different form.]

Sponsor(s): Supervisor David Campos **Chiu**

SUBJECT: Hearing on San Francisco's public safety conditions, including a discussion of citywide crime levels and crime levels by police district station and/or neighborhood. The hearing shall include a presentation from the Mayor's Office of Criminal Justice and/or the San Francisco Police Department, which shall provide all information relevant to the discussion. The information provided shall include, without limitation: (1) update on crime statistics citywide and broken down by police district station and/or neighborhood; (2) data and plans on the progress of crime fighting strategies and crime prevention programs; (3) reports on arrests, charges, and prosecutions made; and (4) any other relevant information. To the extent possible, data shall be broken down by ethnicity, gender, age, or any other relevant category.

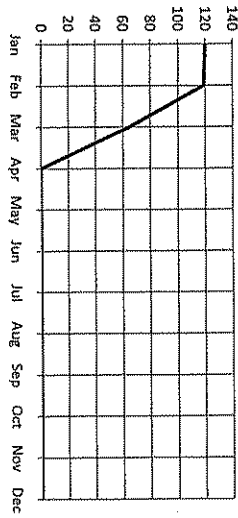
Signature of Sponsoring Supervisor: David Campos

For Clerk's Use Only:

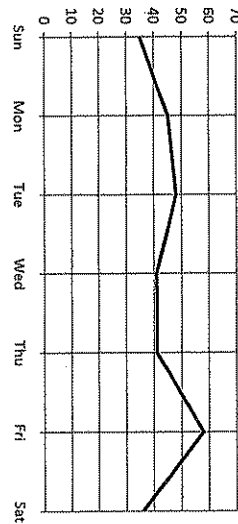
Muni-Related Incident Reports

Citywide
As of 3/25/2010

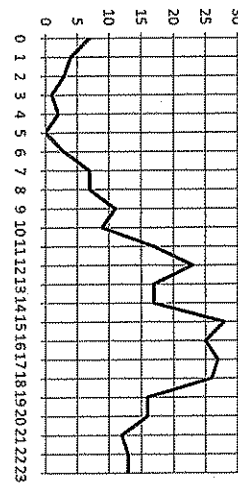
Citywide Incidents by Month of Occurrence



Citywide Incidents by Day of Occurrence



Citywide Incidents by Hour of Occurrence



Citywide Incidents by Citation Code

Citation Code	Last 7 Days	Last 28 Days	Last 365 Days
Part I - Assault	1	2	12
Part I - Burglary	0	0	3
Part I - Larceny	2	28	88
Part I - Personal/Other Theft	0	2	7
Part I - Robbery	1	16	61
Part I - Other	0	0	1
Part II - Graft/Vandalism	3	7	22
Part II - Other	4	27	108

Citywide Incidents by Muni Line

Muni Line	Last 7 Days	Last 28 Days	Last 365 Days
Unknown	0	0	32
14 - Mission	2	5	29
38 - Geary	0	6	25
30 - Stockton	0	5	18
T - Owl	0	3	14
8X - Bayshore Express	0	0	11
22 - Fillmore	1	3	11
N - Judah	0	3	9
F - Market & Wharves	0	2	9

Citywide Incidents by Intersection

Intersection	Last 7 Days	Last 28 Days	Last 365 Days
Unknown	0	5	14
16th & Mission	1	4	11
Mission & Silver	0	0	5
Geneva & San Jose	0	0	4
Divisadero & Geary	0	1	4
Cortland & Mission	0	0	4
Church & Market	0	2	4
Church & Duboce	0	1	4
Arleta & Bay Shore	0	2	3
03rd & Hudson	0	1	3

Muni Incident Summary

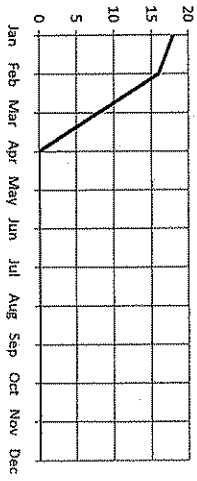
Muni Incidents, last 7 days - 11
Muni Incidents, last 28 days - 82
Muni Incidents, last 365 days - 304

Source: Oracle Incident Reporting System

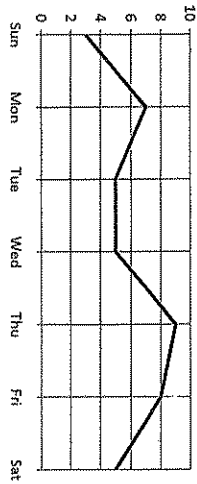
Muni-Related Incident Reports

Central
As of 3/25/2010

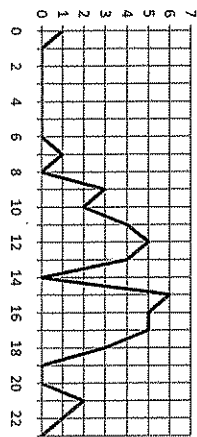
Central Incidents by Month of Occurrence



Central Incidents by Day of Occurrence



Central Incidents by Hour of Occurrence



Central Incidents by Citation Code

Citation Code	Last 7 Days	Last 28 Days	Last 365 Days
Part I - Assault	0	0	1
Part I - Burglary	0	0	0
Part I - Carjacking	0	6	27
Part I - Personal/Other Theft	0	0	1
Part I - Robbery	0	1	3
Part I - Other	0	0	0
Part II - Graffiti/Vandalism	0	0	2
Part II - Other	0	1	8

Central Incidents by Muni Line

Muni Line	Last 7 Days	Last 28 Days	Last 365 Days
30 - Stockton	0	4	14
Unknown	0	0	4
F - Market & Wharves	0	1	3
22 - Fillmore	0	0	3
38 - Geary	0	1	3
71 - Haight-Noriega	0	1	3
45 - Union - Stockton	0	0	2
1 - California	0	0	1
47 - Van Ness	0	0	1

Central Incidents by Intersection

Intersection	Last 7 Days	Last 28 Days	Last 365 Days
Unknown	0	1	3
Stockton & Sutter	0	0	3
Geary & Stockton	0	1	3
Sacramento & Stockton	0	0	2
Clay & Stockton	0	1	2
Jackson & Stockton	0	0	2
& Lombard	0	1	1
Grant & Sutter	0	0	1
Clay & Market	0	0	1
Kearney & Market	0	0	1

Muni Incident Summary

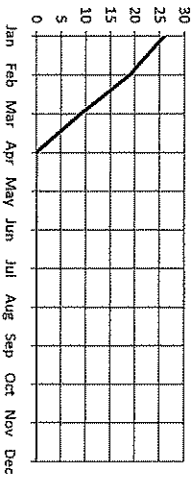
Muni Incidents, last 7 days - 0
Muni Incidents, last 28 days - 8
Muni Incidents, last 365 days - 42

Source: Oracle Incident Reporting System

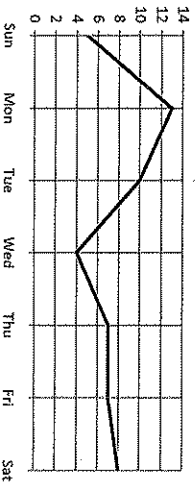
Muni-Related Incident Reports

Southern
As of 3/25/2010

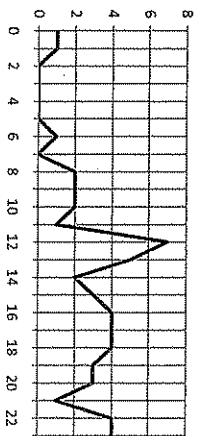
Southern Incidents by Month of Occurrence



Southern Incidents by Day of Occurrence



Southern Incidents by Hour of Occurrence



Southern Incidents by Citation Code

Citation Code	Last 7 Days	Last 28 Days	Last 365 Days
Part I - Assault	0	0	0
Part I - Burglary	0	0	1
Part I - Larceny	1	5	19
Part I - Personal/Other Theft	0	1	1
Part I - Robbery	0	1	5
Part I - Other	0	0	0
Part II - Graffiti/Vandalism	0	0	3
Part II - Other	1	5	24

Southern Incidents by Muni Line

Muni Line	Last 7 Days	Last 28 Days	Last 365 Days
Unknown	0	0	8
F - Market & Wharves	0	1	5
14 - Mission	0	0	5
KT - Ingleside/Third St	0	0	3
J - Church	0	1	3
8X - Bayshore Express	0	0	3
71 - Haight-Noriega	0	1	3
47 - Van Ness	0	2	3
N - Judah	0	0	2

Southern Incidents by Intersection

Intersection	Last 7 Days	Last 28 Days	Last 365 Days
Unknown	0	2	5
Market & Montgomery	0	0	3
4th & Market	0	0	3
4th & Mission	0	1	2
Market & Van Ness	0	0	2
Drum & Market	1	1	2
8th & Mission	0	0	2
4th & Mission	0	0	2
5th & Market	0	0	2
8th & Market	0	0	2

Muni Incident Summary

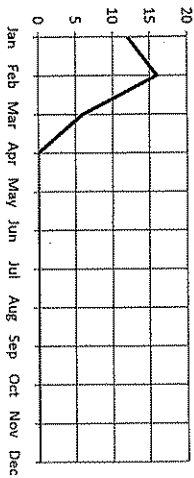
Muni incidents, last 7 days - 2
Muni incidents, last 28 days - 12
Muni incidents, last 365 days - 54

Source: Oracle Incident Reporting System

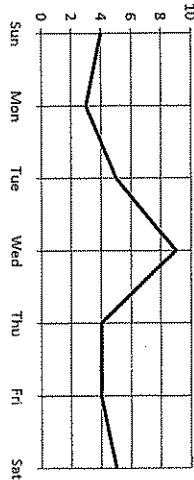
Muni-Related Incident Reports

Bayview
As of 3/25/2010

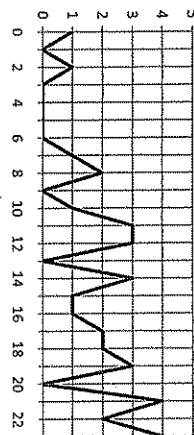
Bayview Incidents by Month of Occurrence



Bayview Incidents by Day of Occurrence



Bayview Incidents by Hour of Occurrence



Bayview Incidents by Citation Code

Citation Code	Last 7 Days	Last 28 Days	Last 365 Days
Part I - Assault	1	1	4
Part I - Burglary	0	0	0
Part I - Larceny	0	3	4
Part I - Personal/Other Theft	0	0	0
Part I - Robbery	0	2	7
Part I - Other	0	0	0
Part II - Graffiti/Vandalism	0	1	5
Part II - Other	0	3	14

Bayview Incidents by Muni Line

Muni Line	Last 7 Days	Last 28 Days	Last 365 Days
T-Owl	0	3	11
9 - San Bruno	0	1	4
Unknown	0	0	3
29 - Sunset	0	1	3
54 - Felton	0	0	3
44 - O'Shaughnessy	0	1	2
8X - Bayshore Express	0	0	2
10 - Townsend	0	1	1
24 - Divisadero	0	1	1
KT - Ingleside/Third St	1	1	1

Bayview Incidents by Intersection

Intersection	Last 7 Days	Last 28 Days	Last 365 Days
03rd & Hudson	0	1	3
03rd & La Salle	0	1	2
3rd & Patou	0	0	2
3rd & Revere	0	0	2
Keith & Oakdale	0	1	2
Paul & San Bruno	0	0	2
03rd & Oakdale	1	1	1
Gilman & Griffith	0	0	1
Fitzgerald & Hawes	0	0	1
Unknown	0	0	1

Muni Incident Summary

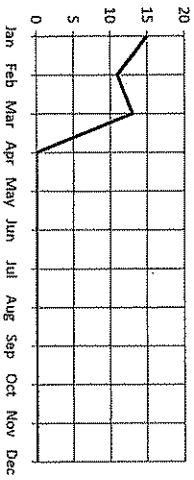
Muni incidents, last 7 days - 1
Muni incidents, last 28 days - 10
Muni incidents, last 365 days - 34

Source: Oracle Incident Reporting System

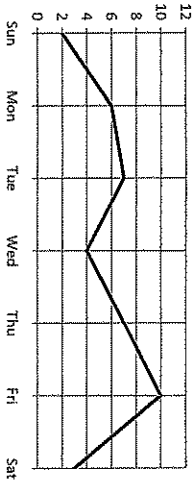
Muni-Related Incident Reports

Mission
As of 3/25/2010

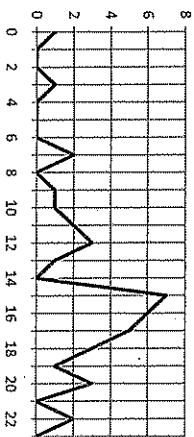
Mission Incidents by Month of Occurrence



Mission Incidents by Day of Occurrence



Mission Incidents by Hour of Occurrence



Mission Incidents by Citation Code

Citation Code	Last 7 Days	Last 28 Days	Last 365 Days
Part I - Assault	0	1	2
Part I - Burglary	0	0	1
Part I - Larceny	0	1	1
Part I - Personal/Other Theft	0	0	1
Part I - Robbery	0	2	9
Part I - Other	0	0	0
Part II - Graffiti/Vandalism	3	3	3
Part II - Other	2	7	22

Mission Incidents by Muni Line

Muni Line	Last 7 Days	Last 28 Days	Last 365 Days
14 - Mission	2	4	13
Unknown	0	0	4
49 - Van Ness-Mission	2	3	4
22 - Fillmore	0	2	4
27 - Bryant	0	0	2
Other (enter line in comment)	0	1	1
48 - Quintara-24th Street	0	0	1
44 - O'Shaughnessy	0	0	1
52 - Excelsior	0	0	1

Mission Incidents by Intersection

Intersection	Last 7 Days	Last 28 Days	Last 365 Days
16th & Mission	1	4	11
Church & Market	0	2	3
18th & Mission	2	2	2
15th & Mission	0	1	2
Mission & Silver	0	0	2
16th & Church	0	1	2
21st & Mission	1	1	1
3rd & Gilman	0	0	1
Cesar Chavez & Florida	0	0	1
Church & Duboce	0	0	1

Muni Incident Summary

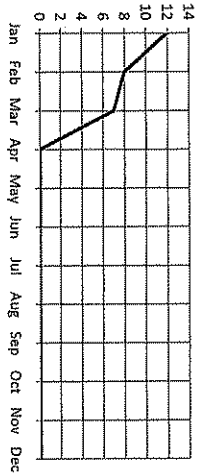
Muni Incidents, last 7 days - 5
Muni Incidents, last 28 days - 14
Muni Incidents, last 365 days - 39

Source: Oracle Incident Reporting System

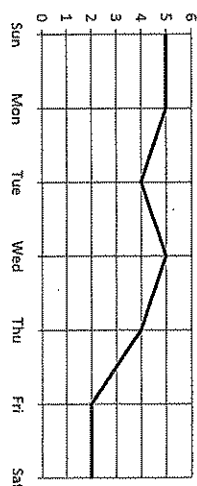
Muni-Related Incident Reports

Northern
As of 3/25/2010

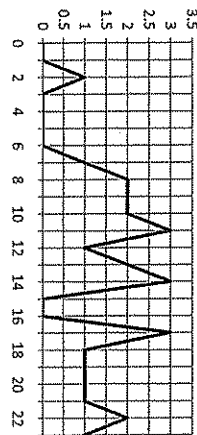
Northern Incidents by Month of Occurrence



Northern Incidents by Day of Occurrence



Northern Incidents by Hour of Occurrence



Northern Incidents by Citation Code

Citation Code	Last 7 Days	Last 28 Days	Last 365 Days
Part I - Assault	0	0	0
Part I - Burglary	0	0	0
Part I - Larceny	0	1	10
Part I - Personal/Other Theft	0	0	2
Part I - Robbery	0	3	6
Part II - Other	0	0	2
Part II - Graffiti/Vandalism	0	0	2
Part II - Other	1	4	7

Northern Incidents by Muni Line

Muni Line	Last 7 Days	Last 28 Days	Last 365 Days
31 - Balboa	0	2	4
22 - Fillmore	1	1	4
38 - Geary	0	1	3
30 - Stockton	0	1	3
Unknown	0	0	2
47 - Van Ness	0	1	2
38L - Geary Limited	0	0	2
24 - Divisadero	0	0	1
23 - Monterey	0	0	1
19 - Polk	0	0	1

Northern Incidents by Intersection

Intersection	Last 7 Days	Last 28 Days	Last 365 Days
Church & Duboce	0	1	3
Geary & Laguna	0	0	2
Burhaman & Eddy	0	1	2
Fillmore & Geary	0	0	2
Fillmore & O'Farrell	1	1	1
Divisadero & Eddy	0	0	1
2942 Lyon & Lombard	0	0	1
Fillmore & Haight	0	0	1
Fillmore & Sacramento	0	0	1
Geary & Fillmore	0	0	1

Muni Incident Summary

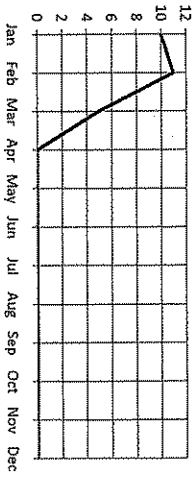
Muni incidents, last 7 days - 1
Muni incidents, last 28 days - 8
Muni incidents, last 365 days - 27

Source: Oracle Incident Reporting System

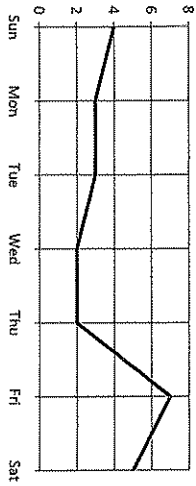
Muni-Related Incident Reports

Park
As of 3/25/2010

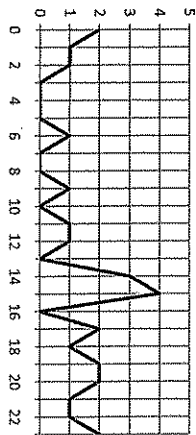
Park Incidents by Month of Occurrence



Park Incidents by Day of Occurrence



Park Incidents by Hour of Occurrence



Park Incidents by Citation Code

Citation Code	Last 7 Days	Last 28 Days	Last 365 Days
Part I - Assault	0	0	0
Part I - Burglary	0	0	0
Part I - Larceny	1	3	7
Part I - Personal/Other Theft	0	0	0
Part I - Robbery	0	1	7
Part I - Other	0	0	0
Part II - Graffiti/Vandalism	0	1	2
Part II - Other	0	1	9

Park Incidents by Muni Line

Muni Line	Last 7 Days	Last 28 Days	Last 365 Days
38 - Geary	0	1	6
5 - Fulton	0	1	5
24 - Divisadero	0	1	4
Unknown	0	0	2
N - Judah	0	0	2
31 - Balboa	1	1	2
33 - Stanyan	0	0	1
43 - Masonic	0	1	1
38L - Geary limited	0	0	1
6 - Parnassus	0	0	1

Park Incidents by Intersection

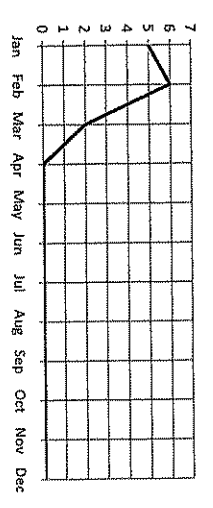
Intersection	Last 7 Days	Last 28 Days	Last 365 Days
Divisadero & McAllister	0	0	3
Divisadero & Geary	0	1	3
Unknown	0	2	2
Fulton & Masonic	0	0	2
Carl & Cole	0	0	2
Eddy & Pierce	1	1	1
Divisadero & Eddy	0	0	1
Broderick & Turk	0	0	1
Central & Haight	0	0	1
Fulton & Stanyan	0	0	1

Muni Incident Summary

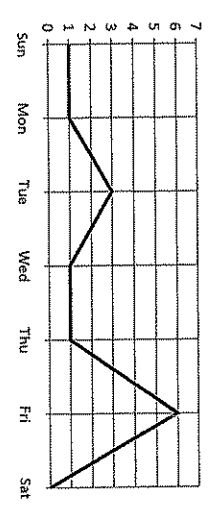
- Muni incidents, last 7 days - 1
- Muni incidents, last 28 days - 8
- Muni incidents, last 365 days - 27

Source: Oracle Incident Reporting System

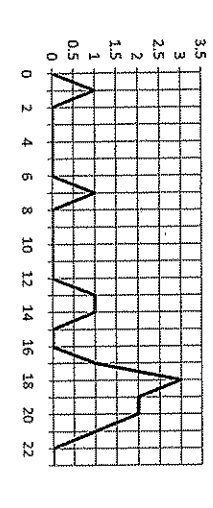
Richmond Incidents by Month of Occurance



Richmond Incidents by Day of Occurance



Richmond Incidents by Hour of Occurance



Muni-Related Incident Reports Richmond As of 3/25/2010

Richmond Incidents by Citation Code

Citation Code	Last 7 Days	Last 28 Days	Last 365 Days
Part I - Assault	0	0	0
Part I - Burglary	0	0	0
Part I - Larceny	0	2	6
Part I - Personal/Other Theft	0	0	0
Part I - Robbery	0	1	5
Part I - Other	0	0	0
Part II - Graffiti/Vandalism	0	0	0
Part II - Other	0	1	2

Richmond Incidents by Muni Line

Muni Line	Last 7 Days	Last 28 Days	Last 365 Days
38 - Geary	0	3	11
Unknown	0	0	1
71 - Haight-Noriega	0	1	1

Richmond Incidents by Intersection

Intersection	Last 7 Days	Last 28 Days	Last 365 Days
Baker & Geary	0	0	2
32nd & Geary	0	1	1
7th & Clement	0	0	1
Arguello & Geary	0	0	1
44th & Fulton	0	0	1
Divisadero & Geary	0	0	1
Fillmore & Geary	0	1	1
3rd & Geary	0	0	1
25th & Geary	0	0	1
Geary & Masonic	0	0	1

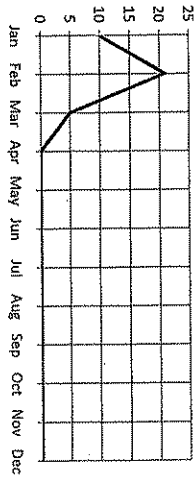
Muni Incident Summary
 Muni incidents, last 7 days - 0
 Muni incidents, last 28 days - 4
 Muni incidents, last 365 days - 13

Source: Oracle Incident Reporting System

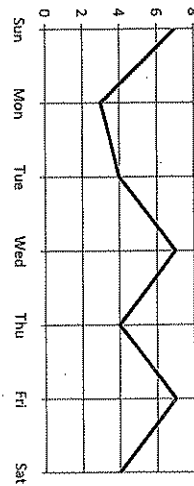
Muni-Related Incident Reports

Ingleside
As of 3/25/2010

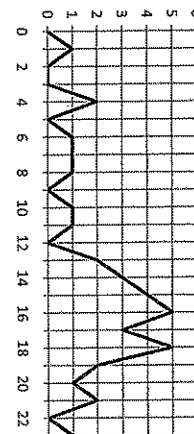
Ingleside Incidents by Month of Occurrence



Ingleside Incidents by Day of Occurrence



Ingleside Incidents by Hour of Occurrence



Ingleside Incidents by Citation Code

Citation Code	Last 7 Days	Last 28 Days	Last 365 Days
Part I - Assault	0	0	4
Part I - Burglary	0	0	0
Part I - Larceny	0	2	3
Part I - Personal/Other Theft	0	0	1
Part I - Robbery	0	2	11
Part I - Other	0	0	0
Part II - Graffiti/Vandalism	0	0	3
Part II - Other	0	4	14

Ingleside Incidents by Muni Line

Muni Line	Last 7 Days	Last 28 Days	Last 365 Days
14 - Mission	0	1	10
Unknown	0	0	5
8K - Bayshore Express	0	0	5
8AX - Bayshore A Express	0	3	3
49 - Van Ness-Mission	0	0	2
9 - San Bruno	0	1	2
43 - Masonic	0	1	1
29 - Sunset	0	0	1
54 - Felton	0	0	1

Ingleside Incidents by Intersection

Intersection	Last 7 Days	Last 28 Days	Last 365 Days
Geneva & San Jose	0	0	4
Cortland & Mission	0	0	4
Arleta & Bay Shore	0	2	3
Mission & Silver	0	0	3
Geneva & Mission	0	1	3
Santos & Velasco	0	1	2
Geneva	0	1	2
29th & Mission	0	0	1
Brazil & Moscow	0	0	1
Santos & Sunnydale	0	0	1

Muni Incident Summary

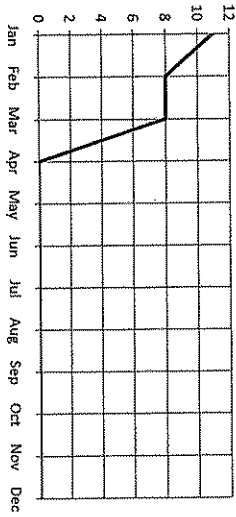
Muni incidents, last 7 days - 0
Muni incidents, last 28 days - 8
Muni incidents, last 365 days - 36

Source: Oracle Incident Reporting System

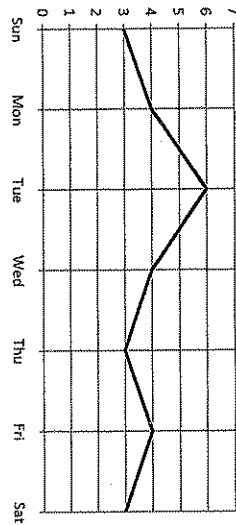
Muni-Related Incident Reports

Taraval
As of 3/25/2010

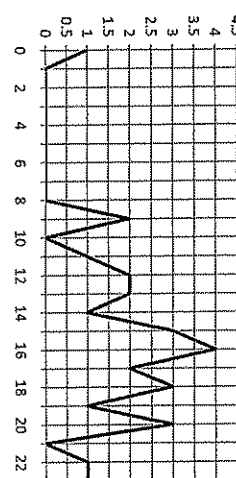
Taraval Incidents by Month of Occurance



Taraval Incidents by Day of Occurance



Taraval Incidents by Hour of Occurance



Taraval Incidents by Citation Code

Citation Code	Last 7 Days	Last 28 Days	Last 365 Days
Part I - Assault	0	0	1
Part I - Burglary	0	0	1
Part I - Larceny	0	4	8
Part I - Personal/Other Theft	0	0	0
Part I - Robbery	1	3	7
Part I - Other	0	0	1
Part II - Graffiti/Vandalism	0	1	1
Part II - Other	0	1	8

Taraval Incidents by Muni Line

Muni Line	Last 7 Days	Last 28 Days	Last 365 Days
M - Ocean View	0	2	5
28 - 19th Ave	0	3	5
N - Judah	0	2	4
L - Taraval	1	2	4
Unknown	0	0	3
43 - Masonic	0	0	1
71 - Haight-Noriega	0	0	1
8X - Bayshore Express	0	0	1
29 - Sunset	0	0	1
14 - Mission	0	0	1

Taraval Incidents by Intersection

Intersection	Last 7 Days	Last 28 Days	Last 365 Days
19th & Taraval	0	2	2
15th & Taraval	1	1	1
31st & Judah	0	0	1
34th & Noriega	0	0	1
46th & Lilloa	0	0	1
7th & Judah	0	0	1
9th & Judah	0	0	1
Broad & Capitol	0	0	1
Sunset & Taraval	0	0	1
Unknown	0	0	1

Muni Incident Summary

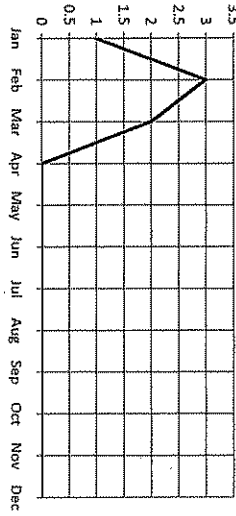
Muni Incidents, last 7 days - 1
Muni Incidents, last 28 days - 9
Muni Incidents, last 365 days - 27

Source: Oracle Incident Reporting System

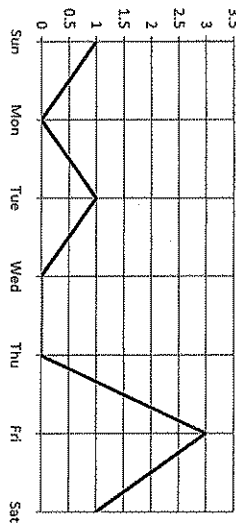
Muni-Related Incident Reports

Tenderloin
As of 3/25/2010

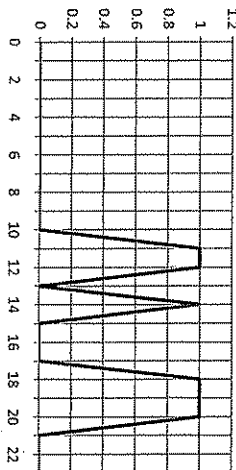
Tenderloin Incidents by Month of Occurrence



Tenderloin Incidents by Day of Occurrence



Tenderloin Incidents by Hour of Occurrence



Tenderloin Incidents by Citation Code

Citation Code	Last 7 Days	Last 28 Days	Last 365 Days
Part I - Assault	0	0	0
Part I - Burglary	0	0	0
Part I - Larceny	0	1	3
Part I - Personal/Other Theft	0	1	1
Part I - Robbery	0	0	1
Part I - Other	0	0	0
Part II - Graffiti/Vandalism	0	1	1
Part II - Other	0	0	0

Tenderloin Incidents by Muni Line

Muni Line	Last 7 Days	Last 28 Days	Last 365 Days
19 - Polk	0	2	2
M - Ocean View	0	0	1
45 - Union - Stockton	0	0	1
9L - San Bruno limited	0	0	1

Tenderloin Incidents by Intersection

Intersection	Last 7 Days	Last 28 Days	Last 365 Days
Polk & Post	0	1	1
Unknown	0	0	1
Powell	0	1	1
1493 Market	0	0	1
Sacramento & Stockton	0	0	1
Golden Gate & Larkin	0	1	1

Muni Incident Summary

Muni incidents, last 7 days - 0
Muni incidents, last 28 days - 3
Muni incidents, last 365 days - 6

Source: Oracle Incident Reporting System