

File No. 130550

Committee Item No. 8
Board Item No. _____

COMMITTEE/BOARD OF SUPERVISORS
AGENDA PACKET CONTENTS LIST

Committee: Budget and Finance Committee

Date: 06/19/2013
06/21/2013

Board of Supervisors Meeting

Date: _____

Cmte Board

- | | | |
|-------------------------------------|--------------------------|--|
| <input type="checkbox"/> | <input type="checkbox"/> | Motion |
| <input type="checkbox"/> | <input type="checkbox"/> | Resolution |
| <input checked="" type="checkbox"/> | <input type="checkbox"/> | Ordinance |
| <input checked="" type="checkbox"/> | <input type="checkbox"/> | Legislative Digest |
| <input type="checkbox"/> | <input type="checkbox"/> | Budget and Legislative Analyst Report |
| <input type="checkbox"/> | <input type="checkbox"/> | Legislative Analyst Report |
| <input type="checkbox"/> | <input type="checkbox"/> | Youth Commission Report |
| <input type="checkbox"/> | <input type="checkbox"/> | Introduction Form |
| <input checked="" type="checkbox"/> | <input type="checkbox"/> | Department/Agency Cover Letter and/or Report |
| <input type="checkbox"/> | <input type="checkbox"/> | MOU |
| <input type="checkbox"/> | <input type="checkbox"/> | Grant Information Form |
| <input type="checkbox"/> | <input type="checkbox"/> | Grant Budget |
| <input type="checkbox"/> | <input type="checkbox"/> | Subcontract Budget |
| <input type="checkbox"/> | <input type="checkbox"/> | Contract/Agreement |
| <input type="checkbox"/> | <input type="checkbox"/> | Form 126 – Ethics Commission |
| <input type="checkbox"/> | <input type="checkbox"/> | Award Letter |
| <input type="checkbox"/> | <input type="checkbox"/> | Application |
| <input type="checkbox"/> | <input type="checkbox"/> | Public Correspondence |

OTHER (Use back side if additional space is needed)

<input type="checkbox"/>	<input type="checkbox"/>	_____
<input type="checkbox"/>	<input type="checkbox"/>	_____
<input type="checkbox"/>	<input type="checkbox"/>	_____
<input type="checkbox"/>	<input type="checkbox"/>	_____
<input type="checkbox"/>	<input type="checkbox"/>	_____
<input type="checkbox"/>	<input type="checkbox"/>	_____
<input type="checkbox"/>	<input type="checkbox"/>	_____
<input type="checkbox"/>	<input type="checkbox"/>	_____
<input type="checkbox"/>	<input type="checkbox"/>	_____

Completed by: Victor Young Date June 14, 2013

Completed by: Victor Young Date _____

1 [Police Code - Street Artist Certificate Fee]

2
3 **Ordinance amending the Police Code Article 24, Section 2404.1, to increase the fee for**
4 **a Street Artist Certificate in accordance with the applicable Consumer Price Index when**
5 **necessary in order to ensure recovery of the costs of administering and enforcing the**
6 **provisions of the Street Artists Ordinance; and making environmental findings.**

7 NOTE: Additions are single-underline italics Times New Roman;
8 deletions are ~~strike-through italics Times New Roman~~.
9 Board amendment additions are double-underlined;
10 Board amendment deletions are ~~strikethrough normal~~.

11 Be it ordained by the People of the City and County of San Francisco:

12 Section 1. The Planning Department has determined that the actions contemplated in
13 this ordinance comply with the California Environmental Quality Act (California Public
14 Resources Code Section 21000 et seq.). Said determination is on file with the Clerk of the
15 Board of Supervisors in File No. 130550 and is incorporated herein by reference.

16
17 Section 2. The Police Code is hereby amended by amending Section 2404.1, to read
18 as follows:

19 **SEC. 2404.1. STREET ARTIST CERTIFICATE: FEE.**

20 Pursuant to the provisions of Proposition K, adopted by the voters at an election held
21 on November 8, 1983, the Board of Supervisors hereby establishes the fee for a Street Artist
22 Certificate to be as follows: Beginning July 1, 2010, the fee for a quarterly Street Artist
23 Certificate shall be \$166.02 and said certificate shall be valid for a period of three months from
24 the date of issuance; except that any person certified as a street artist pursuant to the
25

1 provisions of this Article shall have the option of purchasing for \$664.08 an annual certificate
2 valid for a period of one year from the date of issuance.

3 Beginning with fiscal year 2013-2014, the Controller, without further action by the Board of
4 Supervisors, shall adjust the fees set forth in this section by an amount that does not exceed changes in
5 the United States Department of Labor and Bureau of Labor Statistics Consumer Price Index for San
6 Francisco (the "Department of Labor CPI"), or a comparable appropriate Consumer Price Index if the
7 Department of Labor CPI is eliminated or superseded, provided that in no event may the adjusted fee
8 exceed the Arts Commission's costs of administering and enforcing the provisions of Article 24 of the
9 Police Code (the "Street Artists Ordinance"). No later than April 15th of each year, the Director of
10 Cultural Affairs or his or her designee, shall submit to the Controller the Arts Commission's current
11 Street Artist Certificate fee schedule and any information the Controller requests regarding the Art
12 Commission's costs of administering and enforcing the provisions of the Street Artists Ordinance. The
13 Controller shall apply the price index adjustment to produce a new certificate fee schedule for the
14 following year. No later than May 15th of each year, the Controller shall file a report with the Board
15 of Supervisors and the Arts Commission reporting the new certificate fee schedule and certifying that
16 the certificate fees, as adjusted, do not produce revenue that exceeds the Arts Commission costs of
17 administering and enforcing the provisions of the Street Artists Ordinance. Notwithstanding the
18 procedures set forth in this Section, the Board of Supervisors, in its discretion, may modify the fees by
19 ordinance at any time.

20
21 Section 3. Effective Date. This ordinance shall become effective 30 days from the
22 date of passage.

23
24 Section 4. Severability. If any section, subsection, sentence, clause, phrase, or word
25 of this Ordinance is for any reason held to be invalid or unconstitutional by a decision of any

1 court of competent jurisdiction, such decision shall not affect the validity of the remaining
2 portions of the Ordinance. The Board of Supervisors hereby declares that it would have
3 passed this Ordinance and each and every section, subsection, sentence, clause, phrase,
4 and word not declared invalid or unconstitutional without regard to whether any other portion
5 of this Ordinance would be subsequently declared invalid or unconstitutional.
6

7 Section 5. Scope of Ordinance. In enacting this Ordinance, the Board intends to
8 amend only those words, phrases, paragraphs, subsections, sections, articles, numbers,
9 punctuation, charts, diagrams, or any other constituent part of the Police Code that are
10 explicitly shown in this legislation as additions, deletions, Board amendment additions, and
11 Board amendment deletions in accordance with the "Note" that appears under the official title
12 of the legislation.
13

14 APPROVED AS TO FORM:
15 DENNIS J. HERRERA, City Attorney

16 By: _____
17 ADINE VARAH
18 Deputy City Attorney
19 n:\govern\as2013\0000496\00849368.doc
20
21
22
23
24
25

LEGISLATIVE DIGEST

[Police Code – Increasing Street Artist Certificate Fee]

Ordinance amending the Police Code by amending Article 24, Section 2404.1 to increase the fee for a Street Artist Certificate in accordance with the applicable Consumer Price Index when necessary in order to ensure recovery of the costs of administering and enforcing the provisions of the Street Artists Ordinance; and making environmental findings.

Existing Law

Section 2400 (SEC. 6) of the Police Code, which the San Francisco voters approved, provides that the "Board of Supervisors may increase the [Street Artist C]ertificate fee when necessary in order to finance the costs of the Art[s] Commission in administering and enforcing the provisions of this ordinance." Since July 1, 2010, under Section 2404.1 of the Police Code, the fee for a quarterly (3 month) Street Artists Certificate is \$166.02 and the fee for an annual (1 year) Street Artists Certificate is \$664.08. The fees have remained unchanged for three years.

Amendments to Current Law

Beginning with fiscal year 2013-2014, and only when necessary in order to ensure recovery of the costs of the Arts Commission in administering and enforcing the provisions of the Street Artists Ordinance, the Controller would adjust the fees in accordance with the applicable Consumer Price Index. Specifically, the Controller would have the authority to adjust Street Artists Fees in an amount that (1) does not exceed changes in the United States Department of Labor and Bureau of Labor Statistics Consumer Price Index for San Francisco (the "Department of Labor CPI"), and (2) does not exceed the Arts Commission's costs of administering and enforcing the provisions of the Street Artists Ordinance.

Background Information

The Arts Commission has determined that the current fees are insufficient to cover the costs of administering and enforcing the Street Artists Ordinance. The Controller's application of the Department of Labor Consumer Price Index is a ministerial function and is consistent with annual City fee adjustments authorized under the Charter and the Street Artists Ordinance.

The Budget and Legislative Analyst's Report is located in Board of Supervisor's File No. 130535 and at the following website:

<http://www.sfbos.org/index.aspx?page=14753>

The following documents related to the FYs 2013-2014 and 2014-2015 Budget of the City and County of San Francisco are available in the reference file and online at the following websites:

- **The City and County of San Francisco Proposed Budget and Appropriation Ordinance as of May 31, 2013 (BOS File No. 130535)**

<http://www.sfcontroller.org/Modules/ShowDocument.aspx?documentid=4337>

- **The City and County of San Francisco Proposed Salary Ordinance as of May 31, 2013 (BOS File No. 130536)**

<http://www.sfcontroller.org/Modules/ShowDocument.aspx?documentid=4335>

- **Mayor's 2013-2014 and 2014-2015 Proposed Budget (BOS File No. 130536)**

<http://www.sfmayor.org/Modules/ShowDocument.aspx?documentID=266>

BOARD of SUPERVISORS



City Hall
Dr. Carlton B. Goodlett Place, Room 244
San Francisco 94102-4689
Tel. No. 554-5184
Fax No. 554-5163
TDD/TTY No. 554-5227

June 11, 2013

File No. 130550

Sarah Jones
Environmental Review Officer
Planning Department
1650 Mission Street, 4th Floor
San Francisco, CA 94103

Dear Ms. Jones:

On June 4, 2013, Mayor Lee introduced the following proposed legislation:

File No. 130550

Ordinance amending the Police Code Article 24, Section 2404.1, to increase the fee for a Street Artist Certificate in accordance with the applicable Consumer Price Index when necessary in order to ensure recovery of the costs of administering and enforcing the provisions of the Street Artists Ordinance; and making environmental findings.

This legislation is being transmitted to you for environmental review.

Angela Calvillo, Clerk of the Board

Victor Young

By: Victor Young, Committee Clerk
Budget and Finance Committee

Attachment

c: Monica Pereira, Environmental Planning
Joy Navarrete, Environmental Planning

*Statutory Exemption
CEQA Section 15273
Rates, Tolls, Fees, and Charges*

J. Navarrete June 13, 2013

Joy Navarrete



Ben Rosenfield
Controller

Monique Zmuda
Deputy Controller

MEMORANDUM

TO: The Honorable Board of Supervisors
Clerk of the Board

FROM: Michelle Allersma, Acting Director of Budget & Analysis
Controller's Office

DATE: June 12, 2013

SUBJECT: Certification of Fees – Legislative Fee Changes

The Controller's Office published a Master Fee Schedule of Budget Submissions for FY 2013-14 and FY 2014-15 Budget Deliberations in April 2013. The Master Fee Schedule provides policymakers with a timely and comprehensive summary of departmental licenses, permits, fines, and service charges, organized alphabetically by department. These data are a compilation of departmental budget submissions, and represent each department's estimate of fee revenue and related cost recovery. Adopted fees may vary from what is published in the Master Fee Schedule. The full report is available on our website at:
<http://sfcontroller.org/index.aspx?page=399>

Please refer to the referenced pages for the following fees:

- Street Artist Fee, p. 5
- Fire Department Permit Fees, p. 46
- Medical Examiner Fees, pp. 47-48
- Public Guardian Fee, p. 57
- Library Fines and Fees, p. 96-98
- Recreation and Park Code Fees, pp. 116-139

Patient rates charged by the Department of Public Health are not included in the Master Fee Schedule because budgeted revenue is based on reimbursements from (with few exceptions) Medi-Cal, Medicare and other third parties, rather than the patient rates. The pending legislation sets patient rates as a reference point for full cost recovery in order to increase reimbursement amounts.

As indicated in the Master Fee Schedule, none of the referenced fees are projected to recover more than the cost of providing the relevant service(s). Please contact Drew Murrell of my staff at (415) 554- 7647 if you have any questions.

Attachments: Excerpted pages from Master Fee Schedule

Budget Form 2B: Schedule of Licenses, Permits, Fines & Service Charges

DEPARTMENT: ARTS COMMISSION (ART)

Inflation Factor for FY 2013-14 Fee Auto Increase as per Code Section **	2.2%
Inflation Factor for FY 2014-15 Fee Auto Increase as per Code Section **	3.5%

CPI Adjustment	
Yes	
No	

Item	Fee Status C/M/N	Description	Code Authorization	Auto CPI Adjust Yes/No	Unit Basis (eg. per sq ft)	FY 2012-13 Fee	FY 2012-13 Units (Est.)	FY 2012-13 Revenue Budgeted	FY 2012-13 Cost Recovery (Est.)	FY 2013-14 Fee **	FY 2013-14 Units (Est.)	FY 2013-14 Revenue Proposed	FY 2013-14 Cost Recovery (Est.)	FY 2014-15 Fee **	FY 2014-15 Units (Est.)	FY 2014-15 Revenue Proposed	FY 2014-15 Cost Recovery (Est.)	Fiscal Year of Last Increase	Fee Prior to Last Increase
1	M	Street/Artist Certification Fee	Ord. 41-83	No	Per license	\$ 664.08	395	\$ 312,003	96%	\$ 841.92	418	\$ 351,923	100%	\$ 871.31	419	\$ 365,079	100%	FY 11/12	\$616.64
2	M	Civic Design Review Fee	Admin Code Sec. 3.19	No	Per Review	\$ 2,316.00	50	\$ 115,800	81%	\$ 2,483.00	50	\$ 124,500	100%	\$ 2,583.00	50	\$ 129,150	100%	N/A	

Fee Status: C - Continuing
M - Modified
N - New

Notes:

** If Auto CPI adjustment = Yes, FY 2013-14 and FY 2014-15 Fee will be automatically generated based on the inflation factor determined by the Controller.
If Auto CPI adjustment = No, FY 2013-14 and FY 2014-15 Fee will remain the same as previous year or entered by dept according to Code Authorization.

Budget Form 2B: Schedule of Licenses, Permits, Fines & Service Charges

DEPARTMENT: Fire (FIR)

Inflation Factor for FY 2011-12 Fee Auto Increase as per Code Section **	2.2%
Inflation Factor for FY 2014-15 Fee Auto Increase as per Code Section **	3.5%

CPI Adjustment	
Yes	
No	

Item #	Fee Status C/M/N	Description	Code Authorization	Auto CPI Adjust Yes/No	Unit Basis (eq. per sq ft)	FY 2012-13 Fee	FY 2012-13 Revenue Budgeted	FY 2012-13 Cost Recovery (Est.)	FY 2013-14 Fee	FY 2013-14 Revenue Proposed	FY 2013-14 Cost Recovery (Est.)	FY 2014-15 Fee	FY 2014-15 Revenue Proposed	FY 2014-15 Cost Recovery (Est.)	Fiscal Year of Last Increase	Fee Prior to Last Increase
1	M	Pre-Application Plan Review	SFFC 112.11	No	Per Request of Client	\$ 220.00	\$ 74,800	99%	\$ 230	\$ 88,550	99%	\$ 230.00	\$ 88,550	97%	2010	\$ 190.00
2	M	Fire Water Flow Request	SFFC 112.17	No	Per Request of Client	\$110/\$220	\$ 73,700	100%	\$115/\$230	\$ 88,550	99%	\$115/\$230	\$ 88,550	97%	2010	\$95/\$190
3	C	Fire Prevention Plan Check	SFFC 112.9	No	Per Plan reviewed	See Schedule	\$ 3,835,000	99%	See Schedule	\$ 4,400,000	100%	See Schedule	\$ 4,400,000	99%	2013	See Schedule
4	M	Fire Inspection Fees	SFFC 112.10	No	Per Request of Client	\$ 110.00	\$ 9,800	98%	\$ 115	\$ 1,403,000	100%	\$ 115.00	\$ 1,403,000	99%	2010	\$ 95.00
5	C	High Rise Fire Inspection Fees	SFFC 112.8	No	Per 1,000 sq ft	\$ 12.00	\$ 1,023,000	101%	\$ 12	\$ 1,680,000	100%	\$ 12.00	\$ 1,680,000	98%	2010	\$ 11.00
6	C	Tax Collection Renewal Business and Tax Fees		No	Per location	\$ 330.00	\$ 4,150	100%	\$ 330	\$ 1,562,000	99%	\$ 330.00	\$ 1,562,000	98%	2010	\$ 270.00
7	C	Original Permit/License Fees	SFFC 112.2	No	Per inspection	\$ 330.00	\$ 879,500	99%	\$ 330	\$ 879,500	99%	\$ 330.00	\$ 879,500	98%	2010	\$ 270.00
8	M	Reinspection	SFFC 112.3	No	Per inspection	\$ 220.00	\$ 103,400	100%	\$ 230	\$ 56,350	100%	\$ 230.00	\$ 56,350	99%	2010	\$ 190.00
9	M	Reternal Inspection Fee	SFFC 112.7	No	Per inspection	\$ 110.00	\$ 124,300	100%	\$ 115	\$ 138,000	98%	\$ 115.00	\$ 138,000	97%	2010	\$ 95.00
10	C	Overtime Services Fees	SFFC 112.15	No	Per hour	\$ 131.00	\$ 7,658	100%	\$ 133	\$ 1,150,000	100%	\$ 132.78	\$ 1,150,000	100%	2010	\$ 128.00
11	C	Residential Inspection	SFFC 112.18	No	Per inspection	\$ 157.00	\$ 3,637	100%	\$ 157	\$ 571,009	100%	\$ 157	\$ 571,009	100%	2009	\$ 146.00
12	C	Residential Key Access Program	SFFC 112.19	No	Per subscriber	\$ 230.00	\$ -	N/A	\$ 230	\$ -	N/A	\$ 230	\$ -	N/A	N/A	N/A
13	C	Misc Subpoenas & Fire Reports	ADMIN CODE	No	Per document	\$4-\$12	\$ 15,000	N/A	\$4-\$12	\$ 15,000	N/A	\$4-\$12	\$ -	N/A	N/A	\$ -
14	C	Vehicle Incident Insurance Fee	SFFC	No	Per incident	\$249/\$498	\$ 3,144	80%	\$249/\$498	\$ 3,144	N/A	\$249/\$498	\$ 3,144	N/A	N/A	\$ -
15	C	False Alarm Response Fee	SFFC 112.4	No	Per incident	\$250/\$500	\$ 630	N/A	\$250/\$500	\$ 630	N/A	\$250/\$500	\$ 630	N/A	N/A	N/A
16	C	Medical Cannabis Dispensary Fee	ADMIN CODE	No	Per dispensary	\$ 110.00	\$ 880	N/A	\$ 110	\$ 880	N/A	\$ 110.00	\$ 880	N/A	N/A	N/A
17	C	Ambulance Services	HC 128.1	No	Per type of service	\$379/\$1,690	\$ 65,000	N/A	\$379/\$1,690	\$ 312,499,651	N/A	\$379/\$1,690	\$ 312,499,651	N/A	N/A	\$ -
18	C	Medical Records Fees	CA Evidence 156D-1587	No	Per Request of Client	\$ 15.00	\$ 1,000	N/A	\$ 15	\$ 15,000	N/A	\$ 15.00	\$ 15,000	N/A	N/A	\$ -

Fee Status: C - Continuing
M - Modified
N - New

Notes:

** If Auto CPI adjustment = Yes, FY 2013-14 and FY 2014-15 Fee will be automatically generated based on the inflation factor determined by the Controller.
If Auto CPI adjustment = No, FY 2013-14 and FY 2014-15 Fee will remain the same as previous year or entered by dept according to Code Authorization.

Budget Form 2B: Schedule of Licenses, Permits, Fines & Service Charges

DEPARTMENT: GSA-City Administrator (ADM)

Inflation Factor for FY 2013-14 Fee Auto Increase as per Code Section **	2.2%
Inflation Factor for FY 2014-15 Fee Auto Increase as per Code Section **	3.5%

CPI Adjustment	
Yes	
No	

Item	Fee Status C/M/N	Description	Code Authorization	Auto CPI Adjust Yes/No	Unit Basis (eg. per sq ft)	FY 2012-13 Fee	FY 2012-13 Units (Est.)	FY 2012-13 Revenue Budgeted	FY 2012-13 Cost Recovery (Est.)	FY 2013-14 Fee	FY 2013-14 Units (Est.)	FY 2013-14 Revenue Proposed	FY 2013-14 Cost Recovery (Est.)	FY 2014-15 Fee	FY 2014-15 Units (Est.)	FY 2014-15 Revenue Proposed	FY 2014-15 Cost Recovery (Est.)	Fiscal Year of Last Increase	Fee Prior to Last Increase
1	C	Proof of death for insurance purposes	Admin. Code, Section 8.14	Yes	per letter	\$ 7.11	7.26	\$ -	100%	\$ 7.26	7.52	\$ -	\$ -	\$ 7.52	7.52	\$ -	\$ -	2012	\$ 7.00
2	C	Statement to attending physician at death	Admin. Code, Section 8.14	Yes	per letter	\$ 7.11	7.26	\$ -	100%	\$ 7.26	7.52	\$ -	\$ -	\$ 7.52	7.52	\$ -	\$ -	2012	\$ 7.00
3	C	Non-contagious letter	Admin. Code, Section 8.14	Yes	per letter	\$ 7.11	7.26	\$ -	100%	\$ 7.26	7.52	\$ -	\$ -	\$ 7.52	7.52	\$ -	\$ -	2012	\$ 7.00
4	C	Certified copy of Medical Examiner's report	Admin. Code, Section 8.14	Yes	per report	\$ 65.00	66.44	\$ -	100%	\$ 66.44	68.77	\$ -	\$ -	\$ 68.77	68.77	\$ -	\$ -	2012	\$ 65.00
5	C	Copy (not certified) of Medical Examiner's report	Admin. Code, Section 8.14	Yes	per report	\$ 60.00	61.33	\$ -	100%	\$ 61.33	63.48	\$ -	\$ -	\$ 63.48	63.48	\$ -	\$ -	2012	\$ 15.00
6	C	Disaster notices for decomposed, accident or infectious cases	Admin. Code, Section 8.14	Yes	per pouch	\$ 50.76	51.89	\$ -	100%	\$ 51.89	53.70	\$ -	\$ -	\$ 53.70	53.70	\$ -	\$ -	2012	\$ 50.00
7	C	Forensic autopsy performed on non-Medical Examiner's cases or outside country	Admin. Code, Section 8.14	Yes	per autopsy	\$ 3,410.06	3,485.76	\$ -	100%	\$ 3,485.76	3,607.76	\$ -	\$ -	\$ 3,607.76	3,607.76	\$ -	\$ -	2012	\$ 3,359.00
8	C	X-rays	Admin. Code, Section 8.14	Yes	per xray	\$ 117.76	120.38	\$ -	100%	\$ 120.38	124.59	\$ -	\$ -	\$ 124.59	124.59	\$ -	\$ -	2012	\$ 116.00
9	C	Copies of X-rays	Admin. Code, Section 8.14	Yes	per copy	\$ 25.38	25.94	\$ -	100%	\$ 25.94	26.85	\$ -	\$ -	\$ 26.85	26.85	\$ -	\$ -	2012	\$ 25.00
10	C	Results of microscopic slides	Admin. Code, Section 8.14	Yes	per slide	\$ 25.38	25.94	\$ -	100%	\$ 25.94	26.85	\$ -	\$ -	\$ 26.85	26.85	\$ -	\$ -	2012	\$ 25.00
11	C	Outside use of facilities for identification purposes	Admin. Code, Section 8.14	Yes	per case	\$ 35.53	36.32	\$ -	100%	\$ 36.32	37.59	\$ -	\$ -	\$ 37.59	37.59	\$ -	\$ -	2012	\$ 35.00
12	C	Storage of remains for funeral directors for other than Medical Examiner's cases	Admin. Code, Section 8.14	Yes	per day	\$ 57.87	59.15	\$ -	100%	\$ 59.15	61.22	\$ -	\$ -	\$ 61.22	61.22	\$ -	\$ -	2012	\$ 57.00
13	M	Removal of remains to Medical Examiner's Office prior to completion of investigation	Admin. Code, Section 8.14	Yes	per removal	\$ 480.19	490.85	\$ -	100%	\$ 490.85	508.03	\$ -	\$ -	\$ 508.03	508.03	\$ -	\$ -	2012	\$ 473.00
14	C	Storage of remains following completion of investigation and notification of family or funeral director of completed investigation, Medical Examiner's cases	Admin. Code, Section 8.14	Yes	per day	\$ 57.87	59.15	\$ -	100%	\$ 59.15	61.22	\$ -	\$ -	\$ 61.22	61.22	\$ -	\$ -	2012	\$ 57.00
15	C	Removal and storage of remains from rest homes or other agencies that have no facilities for cold storage	Admin. Code, Section 8.14	Yes	per day	\$ 117.76	120.38	\$ -	100%	\$ 120.38	124.59	\$ -	\$ -	\$ 124.59	124.59	\$ -	\$ -	2012	\$ 116.00
16	C	Reimbursement for direct cremation	Admin. Code, Section 8.14	Yes	per cremation	\$ 909.62	929.81	\$ -	100%	\$ 929.81	962.36	\$ -	\$ -	\$ 962.36	962.36	\$ -	\$ -	2012	\$ 895.00
17	C	Forensic alcohol report	Admin. Code, Section 8.14	Yes	per report	\$ 12.18	12.45	\$ -	100%	\$ 12.45	12.89	\$ -	\$ -	\$ 12.89	12.89	\$ -	\$ -	2012	\$ 12.00
18	C	Supporting documentation for results of forensic alcohol report	Admin. Code, Section 8.14	Yes	per page	\$ 8.12	8.30	\$ -	100%	\$ 8.30	8.59	\$ -	\$ -	\$ 8.59	8.59	\$ -	\$ -	2012	\$ 8.00
19	C	Specimen storage	Admin. Code, Section 8.14	Yes	per month	\$ 29.44	30.09	\$ -	100%	\$ 30.09	31.15	\$ -	\$ -	\$ 31.15	31.15	\$ -	\$ -	2012	\$ 29.00
20	C	Court and deposition testimony/consultation, staff, per hour	Admin. Code, Section 8.14	Yes	per hour	\$ 234.51	239.72	\$ -	100%	\$ 239.72	248.11	\$ -	\$ -	\$ 248.11	248.11	\$ -	\$ -	2012	\$ 231.00
21	C	Court and deposition testimony/consultation, toxicologist, per hour	Admin. Code, Section 8.14	Yes	per hour	\$ 293.39	299.91	\$ -	100%	\$ 299.91	310.40	\$ -	\$ -	\$ 310.40	310.40	\$ -	\$ -	2012	\$ 289.00
22	C	Court and deposition testimony/consultation, toxicologist, (PH.D.), per hour	Admin. Code, Section 8.14	Yes	per hour	\$ 416.23	425.47	\$ -	100%	\$ 425.47	440.36	\$ -	\$ -	\$ 440.36	440.36	\$ -	\$ -	2012	\$ 410.00
23	C	Court and deposition testimony/consultation, forensic pathologist, per hour	Admin. Code, Section 8.14	Yes	per hour	\$ 608.10	621.60	\$ -	100%	\$ 621.60	643.36	\$ -	\$ -	\$ 643.36	643.36	\$ -	\$ -	2012	\$ 599.00
24	C	Court and deposition testimony/consultation, investigator, per hour	Admin. Code, Section 8.14	Yes	per hour	\$ 293.39	299.91	\$ -	100%	\$ 299.91	310.40	\$ -	\$ -	\$ 310.40	310.40	\$ -	\$ -	2012	\$ 289.00
25	C	Drug screening in blood or urine by ELISA (4 common drug categories)	Admin. Code, Section 8.14	Yes	per 4 drugs	\$ 416.23	425.47	\$ -	100%	\$ 425.47	440.36	\$ -	\$ -	\$ 440.36	440.36	\$ -	\$ -	2012	\$ 410.00
26	C	Drug screening in blood or urine by ELISA (8 common drug categories)	Admin. Code, Section 8.14	Yes	per 8 drugs	\$ 625.36	639.25	\$ -	100%	\$ 639.25	661.62	\$ -	\$ -	\$ 661.62	661.62	\$ -	\$ -	2012	\$ 616.00
27	C	Drug screening in blood or urine by ELISA (12 common drug categories)	Admin. Code, Section 8.14	Yes	per 12 drugs	\$ 833.48	851.98	\$ -	100%	\$ 851.98	881.80	\$ -	\$ -	\$ 881.80	881.80	\$ -	\$ -	2012	\$ 821.00

Item	Fee Status C/M/W	Description	Code Authorization	Auto CPI Adjust Yes/No	Unit/Basis (eg. per sq ft)	FY 2012-13 Fee	FY 2012-13 Units (Est.)	FY 2012-13 Revenues Budgeted	FY 2012-13 Cost Recovery (Est.)	FY 2013-14 Fee **	FY 2013-14 Units (Est.)	FY 2013-14 Revenue Proposed	FY 2013-14 Cost Recovery (Est.)	FY 2014-15 Fee **	FY 2014-15 Units (Est.)	FY 2014-15 Revenue Proposed	FY 2014-15 Cost Recovery (Est.)	Fiscal Year of Last Increase	Fee Prior to Last Increase	
28	C	Drug screening in blood or urine by GC/MS	Admin Code, Section 8.14	Yes	per screen	\$ 1,249.71		\$ -	100%	\$ 1,277.45		\$ -		\$ 1,322.17		\$ -		2012	\$ 1,231.00	
29	C	Drug confirmation in urine, per drug	Admin Code, Section 8.14	Yes	per drug	\$ 312.68		\$ -	100%	\$ 319.62		\$ -		\$ 330.81		\$ -		2012	\$ 308.00	
30	C	Blood confirmation and quantitation in blood, per drug	Admin Code, Section 8.14	Yes	per drug	\$ 312.68		\$ -	100%	\$ 319.62		\$ -		\$ 330.81		\$ -		2012	\$ 308.00	
31	C	Drug screening in gastric contents or tissue, by GC/MS	Admin Code, Section 8.14	Yes	per screen	\$ 1,562.39		\$ -	100%	\$ 1,597.08		\$ -		\$ 1,652.98		\$ -		2012	\$ 1,539.00	
32	C	Drug confirmation in gastric contents or tissue, per drug	Admin Code, Section 8.14	Yes	per test	\$ 416.23		\$ -	100%	\$ 425.47		\$ -		\$ 440.38		\$ -		2012	\$ 410.00	
33	C	Date rape drug screening in urine	Admin Code, Section 8.14	Yes	per test	\$ 1,249.71		\$ -	100%	\$ 1,277.45		\$ -		\$ 1,322.17		\$ -		2012	\$ 1,231.00	
34	C	Date rape drug confirmation in urine, per drug	Admin Code, Section 8.14	Yes	per test	\$ 312.68		\$ -	100%	\$ 319.62		\$ -		\$ 330.81		\$ -		2012	\$ 308.00	
35	C	Drug screening and confirmation in hair, per hair specimen	Admin Code, Section 8.14	Yes	per test	\$ 4,165.38		\$ -	100%	\$ 4,258.87		\$ -		\$ 4,407.94		\$ -		2012	\$ 4,104.00	
36	C	Decedent's property mailing fee	Admin Code, Section 8.14	Yes	per property	\$ 41.62		\$ -	100%	\$ 42.55		\$ -		\$ 44.04		\$ -		2012	\$ 41.00	
37	C	Histology service for outside agencies	Admin Code, Section 8.14	Yes	cassettes	\$ 124.87		\$ -	100%	\$ 127.64		\$ -		\$ 132.11		\$ -		2012	\$ 123.00	
38	C	Forensic alcohol service for outside agencies	Admin Code, Section 8.14	Yes	per test	\$ 165.49		\$ -	100%	\$ 170.19		\$ -		\$ 176.15		\$ -		2012	\$ 164.00	
39	C	Drug screening and confirmation in nails	Admin Code, Section 8.14	Yes	per specimen	\$ 1,190.83		\$ -	100%	\$ 1,217.27		\$ -		\$ 1,259.87		\$ -		2012	\$ 1,173.00	
40	C	Preparing toxicology specimen for shipment for retest	Admin Code, Section 8.14	Yes	per specimen	\$ 57.87		\$ -	100%	\$ 59.15		\$ -		\$ 61.22		\$ -		2012	\$ 57.00	
41	C	Animal Control Fees						\$ 582,000				\$ 582,000				\$ 582,000				
42	C	Adoption - Dog	HC 41.10	Yes	Animal	\$ 137.05		\$ -	6%	\$ 140.09		\$ -		\$ 145.00		\$ -		2012	\$ 135.00	
43	C	Adoption - Cat	HC 41.10	Yes	Animal	\$ 100.50		\$ -	6%	\$ 102.74		\$ -		\$ 106.33		\$ -		2012	\$ 99.00	
44	C	Steal/Impound	HC 41.10	Yes	Animal	\$ 50.76		\$ -	41%	\$ 51.88		\$ -		\$ 53.70		\$ -		2012	\$ 50.00	
45	C	Daily Care	HC 41.10	Yes	Days	\$ 25.38		\$ -		\$ 25.94		\$ -		\$ 26.85		\$ -		2012	\$ 25.00	
46	C	Late Fee	HC 41.17	Yes	Fine	\$ 25.38		\$ -	N/A	\$ 25.94		\$ -		\$ 26.85		\$ -		2012	\$ 25.00	
47	C	Dog License - Unaltered	HC 41.15	Yes	Tag	\$ 30.46		\$ -	45%	\$ 31.13		\$ -		\$ 32.22		\$ -		2012	\$ 30.00	
48	C	Dog License - Altered	HC 41.15	Yes	Tag	\$ 25.38		\$ -		\$ 25.94		\$ -		\$ 26.85		\$ -		2012	\$ 25.00	
49	C	Dog License - Senior Citizen (Altered)	HC 41.16	Yes	Tag	\$ 10.13		\$ -		\$ 10.38		\$ -		\$ 10.74		\$ -		2012	\$ 10.00	
50	C	Voluntary Cat Registration	HC 41.10	Yes	Tag	\$ 12.18		\$ -	2%	\$ 12.45		\$ -		\$ 12.89		\$ -		2012	\$ 12.00	
		Office of Labor Standards Enforcement						\$ 374,036				\$ 414,036				\$ 474,036				
		Penalties for Prevailing Wage Violations: Employees on public works contracts must be paid prevailing wages. In addition, the Board of Supervisors has set prevailing wage rates for work covered by Admin Code section 21C. When OLSE finds violations of prevailing wage requirements on public works contracts, penalties of \$50 per worker per day are required.																		
51	C	Penalties for MCO/HCAO Violations: The Minimum Compensation Ordinance (MCO) generally requires City contractors and certain tenants to provide their covered employees with (a) no less than the MCO hourly wage in effect; (b) 12 paid days off per year (or cash equivalent); and (c) 10 days off per year without pay per year. The Health Care Accountability Ordinance (HCAO) generally requires City contractors and certain tenants to offer health plan benefits to their covered employees, to make payment to the City for use by the Department of Public Health, or, under limited circumstances, to make payments directly to their covered employees. When the OLSE determines that a contractor has violated these laws, the agency may assess liquidated damages.	Admin Code sec 6.22	No	Per worker per day	\$ 50.00	3000	150,000.00		\$ 50.00	3000	150,000.00		\$ 50.00	3000	150,000.00		nil	\$ -	
52	C		Admin Code sec 12P, 12Q	No	per worker per week (up to)	\$ 100.00	100	10,000.00		\$ 100.00	100	10,000.00		\$ 100.00	100	10,000.00		nil	\$ -	

Budget Form 2B: Schedule of Licenses, Permits, Fines & Service Charges

DEPARTMENT: Human Services Agency (DSS)

Inflation Factor for FY 2013-14 Fee Auto Increase as per Code Section **	2.2%
Inflation Factor for FY 2014-15 Fee Auto Increase as per Code Section **	3.5%

CPI Adjustment	
Yes	X
No	

Item	Fee Status C/M/N	Description	Code Authorization	Auto CPI Adjust Yes/No	Unit Basis (eg. per sq ft)	FY 2012-13 Fee	FY 2012-13 Units (Est)	FY 2012-13 Revenue Budgeted	FY 2012-13 Cost Recovery (Est)	FY 2013-14 Fee	FY 2013-14 Units (Est)	FY 2013-14 Revenue Proposed	FY 2013-14 Cost Recovery (Est)	FY 2014-15 Fee	FY 2014-15 Units (Est)	FY 2014-15 Revenue Proposed	FY 2014-15 Cost Recovery (Est)	Fiscal Year of Last Increase	Fee Prior to Last Increase
1	C	Representative Payee Fee	111208	No	per eligible client amount defined by Social Security applicable fees	\$37.00	5,946	\$220,002	32%	\$37.00	5405	\$200,000	32%	\$37.00	5405	\$200,000	32%	FY11,12	\$ -
2	C	ADMIN FEE-PUBLIC GUARDIAN	001907	No	pursuant to Probate Code Section 2942	n/a	n/a	\$300,000		n/a	n/a	\$300,000		n/a	n/a	\$300,000			\$ -
3	C	ATTY FEES-PUBLIC GUARDIAN		No	per case - pursuant to Probate Code Section 2942	n/a	n/a	\$85,000		n/a	n/a	\$85,000		n/a	n/a	\$85,000			\$ -
4	C	BOND FEE-PUBLIC GUARDIAN		No	per case - pursuant to Probate Code Sections 7622 and 7623	n/a	n/a	\$16,000		n/a	n/a	\$16,000		n/a	n/a	\$16,000			\$ -
5	C	ADMIN FEE-PUBLIC ADMINISTRATOR		No	per case - pursuant to Probate Code Sections 7622 and 7623	n/a	n/a	\$275,000		n/a	n/a	\$275,000		n/a	n/a	\$275,000			\$ -
6	C	ATTY FEES-PUBLIC ADMINISTRATOR		No	per case - pursuant to Probate Code Sections 7622 and 7623	n/a	n/a	\$173,410		n/a	n/a	\$173,410		n/a	n/a	\$173,410			\$ -
7	C	BOND FEE-PUBLIC ADMINISTRATOR		No	per case - pursuant to Probate Code Sections 7622 and 7623	n/a	n/a	\$15,356		n/a	n/a	\$15,356		n/a	n/a	\$15,356			\$ -
8	C	IMD FEE - REP PAYEE	001907	No	per case as defined by Mental Health	n/a	n/a	\$79,920		n/a	n/a	\$70,000		n/a	n/a	\$70,000			\$ -

Fee Status: C - Continuing
M - Modified
N - New

Notes:

** If Auto CPI adjustment = Yes, FY 2013-14 and FY 2014-15 Fee will be automatically generated based on the inflation factor determined by the Controller.
If Auto CPI adjustment = No, FY 2013-14 and FY 2014-15 Fee will remain the same as previous year or entered by dept according to Code Authorization.

Budget Form 2B: Schedule of Licenses, Permits, Fines & Service Charges

DEPARTMENT: San Francisco Public Library (LIB)

Inflation Factor for FY 2013-14 Fee Auto Increase as per Code Section **	2.2%
Inflation Factor for FY 2014-15 Fee Auto Increase as per Code Section **	3.5%

CPI Adjustment	
Yes	No
No	X

Item	Fee Status C/M/N	Description	Code Authorization	Auto CPI Adjust Yes/No	Unit Basis (e.g., per sq ft)	FY 2012-13 Fee	FY 2012-13 Units (Est.)	FY 2012-13 Revenue Budgeted	FY 2012-13 Cost Recovery (Est.)	FY 2013-14 Fee **	FY 2013-14 Units (Est.)	FY 2013-14 Revenue Proposed	FY 2013-14 Cost Recovery (Est.)	FY 2014-15 Fee **	FY 2014-15 Units (Est.)	FY 2014-15 Revenue Proposed	FY 2014-15 Cost Recovery (Est.)	Fiscal Year of Last Increase	Fee Prior to Last Increase
1	C	Overdue fines for Adults(18-64)	8.21-2	No	per item overdue	\$0.10-\$5.00	N/A			\$0.10-\$5.00	N/A			\$0.10-\$5.00	N/A				\$
2	C	Video & Digital Video Discs (DVDs) for Adults & Seniors	8.21-2	No	per item overdue	\$1.00-\$5.00	N/A			\$1.00-\$5.00	N/A			\$1.00-\$5.00	N/A				\$
3	C	Orchestral/Music Sets for Adults & Seniors	8.21-2	No	per item overdue	\$0.25-\$5.00	N/A	\$ 550,000	100%	\$0.25-\$5.00	N/A	\$ 550,000	100%	\$0.25-\$5.00	N/A	\$ 550,000	100%		\$
4	C	Overdue fines for Seniors (over 65)	8.21-2	No	per item overdue	\$0.05-\$5.00	N/A			\$0.05-\$5.00	N/A			\$0.05-\$5.00	N/A				\$
5	C	Returned Checks	8.21-2	No	per check	\$ 35.00	N/A			\$ 35.00	N/A			\$35	N/A				\$
6	C	Lost Card: Adult/Seniors	8.21-2	No	per card	\$ 1.00	N/A			\$ 1.00	N/A			\$ 1.00	N/A				\$
7	C	Lost Card: Youth (0-17 yrs)	8.21-2	No	per card	\$ 0.50	N/A			\$ 0.50	N/A			\$ 0.50	N/A				\$
8	C	Processing Fee (PF): Cataloged materials	8.21-2	No	per lost item	\$ 5.00	N/A			\$ 5.00	N/A			\$ 5.00	N/A				\$
9	C	Media Case(lost)	8.21-2	No	per case	\$ 1.00	N/A			\$ 1.00	N/A	\$ 180,000	100%	\$ 1.00	N/A	\$ 180,000	100%	2008	From Audiocassette to Media Case
10	C	Barcode Label	8.21-2	No	per label	\$ 0.25	N/A			\$ 0.25	N/A			\$ 0.25	N/A				\$
11	C	Barcode & Flyleaf	8.21-2	No	per Barcode & Flyleaf	\$ 1.00	N/A	\$ 360,000	100%	\$ 1.00	N/A			\$ 1.00	N/A				\$
12	C	Books by Mail	8.21-2	No	per book	\$3 or cost of shipping & handling, whichever is greater	N/A			\$3 or cost of shipping & handling, whichever is greater	N/A			\$3 or cost of shipping & handling, whichever is greater	N/A				\$
13	C	Public Copy and Print	N/A	No	per page	Black & white: \$0.10; color: \$0.40	N/A			Black & white: \$0.10; color: \$0.40	N/A			Black & white: \$0.10; color: \$0.40	N/A				\$
14	C	Inter-Library Loan: Photocopy	8.21-2	No	per page	\$ 0.25	N/A			\$ 0.25	N/A	\$ 180,000	100%	\$ 0.25	N/A	\$ 180,000	100%		\$
15	C	Inter-Library Loan: Photocopy (maximum of 50 pages/day) - Rush	8.21-2	No	per page	\$ 5.00	N/A			\$ 5.00	N/A			\$ 5.00	N/A				\$

Item	Fee Status C/M/N	Description	Code Authorization	Audio CPI Adjust Yes/No	Unit Basis (e.g., per sq ft)	FY 2012-13 Fee	FY 2012-13 Units (Est.)	FY 2012-13 Revenue Budgeted	FY 2012-13 Cost Recovery (Est.)	FY 2013-14 Fee	FY 2013-14 Units (Est.)	FY 2013-14 Revenue Proposed	FY 2013-14 Cost Recovery (Est.)	FY 2014-15 Fee	FY 2014-15 Units (Est.)	FY 2014-15 Revenue Proposed	FY 2014-15 Cost Recovery (Est.)	Fiscal Year of Last Increase	Fee Prior to Last Increase
16	C	Hardbook: Adult/Teen, Non-fiction	8.21-2	No	per book	\$ 35.00	N/A			\$ 35.00	N/A			\$ 35.00	N/A				\$ -
17	C	Hardbook: Adult/Teen, Fiction	8.21-2	No	per book	\$ 25.00	N/A			\$ 25.00	N/A			\$ 25.00	N/A				\$ -
18	C	Hardbook: Juvenile, Non-fiction	8.21-2	No	per book	\$ 20.00	N/A			\$ 20.00	N/A			\$ 20.00	N/A				\$ -
19	C	Hardbook: Juvenile, Fiction	8.21-2	No	per book	\$ 15.00	N/A			\$ 15.00	N/A			\$ 15.00	N/A				\$ -
20	C	Paperback: Cataloged: Adult/Teen Non-Fiction	8.21-2	No	per book	\$ 20.00	N/A			\$ 20.00	N/A			\$ 20.00	N/A				\$ -
21	C	Paperback: Cataloged: Adult/Teen Fiction	8.21-2	No	per book	\$ 10.00	N/A			\$ 10.00	N/A			\$ 10.00	N/A				\$ -
22	C	Paperback: Cataloged: Juvenile Non-fiction	8.21-2	No	per book	\$ 10.00	N/A			\$ 10.00	N/A			\$ 10.00	N/A				\$ -
23	C	Paperback: Cataloged: Juvenile Fiction	8.21-2	No	per book	\$ 5.00	N/A			\$ 5.00	N/A			\$ 5.00	N/A				\$ -
24	C	Other Materials: Paperback Other Materials:	8.21-2	No	per item	\$ 5.00	N/A			\$ 5.00	N/A			\$ 5.00	N/A				\$ -
25	C	Paperback/Hardback: International Generic Record - based on fair market value	8.21-2	No	per item	\$5.00-\$15.00	N/A	\$ 57,800	100%	\$5.00-\$15.00	N/A	\$ 57,800	100%	\$5.00-\$15.00	N/A	\$ 57,800	100%		\$ -
26	C	Periodicals/Magazines	8.21-2	No	per item	\$ 5.00	N/A			\$ 5.00	N/A			\$ 5.00	N/A				\$ -
27	C	Phone record	8.21-2	No	per item	\$ 15.00	N/A			\$ 15.00	N/A			\$ 15.00	N/A				\$ -
28	C	Audiocassettes	8.21-2	No	per tape	\$10.00-Fair market value of set	N/A			\$10.00-Fair market value of set	N/A			\$10.00-Fair market value of set	N/A				\$ -
29	C	Videos & DVDs	8.21-2	No	per video/DVD	\$ 20.00	N/A			\$ 20.00	N/A			\$ 20.00	N/A				\$ -
30	C	Supplementary Materials: incl booklets, libretti, maps, CDs etc. (no PF)	8.21-2	No	per item	\$ 3.00	N/A			\$ 3.00	N/A			\$ 3.00	N/A				\$ -
31	C	Sheet Music/Scores	8.21-2	No	per sheet	\$ 30.00	N/A			\$ 30.00	N/A			\$ 30.00	N/A			2008	FMV as set by Library Art/Music Dept
32	C	Sheet Music/Uncataloged	8.21-2	No	per sheet	\$ 30.00	N/A			\$ 30.00	N/A			\$ 30.00	N/A			2008	FMV as set by Library Art/Music Dept
33	C	Audio Books	8.21-2	No	per tape or CD	\$5.00-Fair market value of set	N/A			\$5.00-Fair market value of set	N/A			\$5.00-Fair market value of set	N/A			2008	FMV as set by Library Art/Music Dept
34	C	Compact Discs	8.21-2	No	per CD	\$ 15.00	N/A			\$ 15.00	N/A			\$ 15.00	N/A			2008	CD was added
35	C	Language Sets	8.21-2	No	per item	\$10.00-Fair market value of set	N/A			\$10.00-Fair market value of set	N/A			\$10.00-Fair market value of set	N/A				\$ -
36	C	Vertical/Picture File (no PF)	8.21-2	No	per item	\$ 5.00	N/A			\$ 5.00	N/A			\$ 5.00	N/A				\$ -

Item	Fee Status C/M/N	Description	Code Authorization	Auto CPI Adjust Yes/No	Unit Basis (e.g., per sq ft)	FY 2012-13 Fee	FY 2012-13 Units (Est.)	FY 2012-13 Revenue Budgeted	FY 2012-13 Cost Recovery (Est.)	FY 2013-14 Fee **	FY 2013-14 Units (Est.)	FY 2013-14 Revenue Proposed	FY 2013-14 Cost Recovery (Est.)	FY 2014-15 Fee **	FY 2014-15 Units (Est.)	FY 2014-15 Revenue Proposed	FY 2014-15 Cost Recovery (Est.)	Fiscal Year of Last Increase	Fee Prior to Last Increase
37	C	Meeting Room - Non-standard furniture set-up	8.21-2	No	Flat Fee	\$ 25.00	N/A			\$ 25.00	N/A			\$ 25.00	N/A			2008	
38	C	Meeting RM -Custodial Services, Light Refreshments(set-up & clean up)	8.21-2	No	Flat Fee	\$ 25.00	N/A			\$ 25.00	N/A			\$ 25.00	N/A			2008	
39	C	Meeting RM -Custodial Services, Refreshments(setup & clean up)	8.21-2	No	Flat Fee	\$ 100.00	N/A			\$ 100.00	N/A			\$ 100.00	N/A			2008	
40	C	Meeting RM -VHS/VCR Monitor/technician	8.21-2	No	Flat Fee	\$ 30.00	N/A			\$ 30.00	N/A			\$ 30.00	N/A			2008	
41	C	Meeting RM -Microphone	8.21-2	No	Flat Fee	\$ 30.00	N/A			\$ 30.00	N/A			\$ 30.00	N/A			2008	
42	C	Meeting RM -Slide, VCR, Overhead projection	8.21-2	No	Flat Fee	\$ 30.00	N/A	\$ 8,000	100%	\$ 30.00	N/A	\$ 8,000	100%	\$ 30.00	N/A	\$ 8,000	100%	2008	
43	C	Koret Auditorium -Slide, VCR, Overhead projection	8.21-2	No	per hour	\$ 30.00	N/A			\$ 30.00	N/A			\$ 30.00	N/A			2008	
44	C	Video/Film Projector/Projectionist	8.21-2	No	per hour	\$ 30.00	N/A			\$ 30.00	N/A			\$ 30.00	N/A			2008	
45	C	Multiple Microphone Set-up/Mixing	8.21-2	No	per hour	\$ 30.00	N/A			\$ 30.00	N/A			\$ 30.00	N/A			2008	
46	C	Web site patch, PowerPoint Presentation	8.21-2	No	per hour	\$ 30.00	N/A			\$ 30.00	N/A			\$ 30.00	N/A			2008	
47	C	Audio Duplication/Technician	8.21-2	No	per hour	\$ 30.00	N/A			\$ 30.00	N/A			\$ 30.00	N/A			2008	
48	C	Engineer "Fire Watch" Fee	8.21-2	No	per hour	\$ 30.00	N/A			\$ 30.00	N/A			\$ 30.00	N/A			2008	
49	C	Visitor's Card (non-California resident)	8.21-2	No	per card	\$ 10.00	N/A	\$ -	100%	\$ 10.00	N/A	\$ -	100%	\$ 10.00	N/A	\$ -	100%	2008	
50	C	San Francisco History Center: reproduction of photographs (for teaching, scholarship or research purposes)	8.21-2	No	per photo	\$ 1.00	N/A			\$ 1.00	N/A			\$ 1.00	N/A				
51	C	San Francisco History Center: reproduction of photographs (for commercial purposes)	8.21-2	No	per photo	\$15+ fair market value of additional labor required due to age or condition of photograph	N/A	\$ 25,000	100%	\$15+ fair market value of additional labor required due to age or condition of photograph	N/A	\$ 25,000	100%	\$ 25,000	N/A	\$ 25,000	100%		
52	C	San Francisco History Center: Scanning of photographs	8.21-2	No	per photo	\$15 per existing scan; \$20 per new scan; \$1 per CD	N/A			\$15 per existing scan; \$20 per new scan; \$1 per CD	N/A			\$15 per existing scan; \$20 per new scan; \$1 per CD	N/A			2008	

Fee Status: C - Continuing
M - Modified
N - New

Notes:
** If Auto CPI adjustment = Yes, FY 2013-14 and FY 2014-15 Fee will be automatically generated based on the inflation factor determined by the Controller.
*** If Auto CPI adjustment = No, FY 2013-14 and FY 2014-15 Fee will remain the same as previous year or entered by dept according to Code Authorization.

BUDGET FORM 2b: Department Schedule of Licenses, Permits, Fines & Service Charges

DEPARTMENT NAME: Recreation & Parks (REC)

Inflation Factor for FY 2013-14 Fee Auto Increase as per Code Section ** 2.2%

Inflation Factor for FY 2014-15 Fee Auto Increase as per Code Section ** 3.5%

CPI Adjustment	Yes
	No

Item	Fee Status C/M/N	Description	Code Authorization	Auto CPI Adjust Y/N	2012-13 Fee	2012-13 Units (Est.)	2012-13 Cost Recovery (Est.)	2013-14 Fee (Rounded)**	2013-14 Units (Est.)	2013-14 Cost Recovery (Est.)	2014-15 Fee (Rounded)**	2014-15 Units (Est.)	2014-15 Cost Recovery (Est.)	Unit Basis	Year of Last Increase	Fee Prior to Last Increase
1	C	Carnival Admission	Park Code, Section 12.09	No												
		Category:														
		Children 5 and under			No fees if accompanied by adult.											
		Children 12 and under			\$0.50	55,000		\$1.00	55,000		\$1.00	55,000				\$0.00
		Adults			\$1.50	23,000		\$2.00	23,000		\$2.00	23,000				\$0.25
																\$1.00
1A	C	Botanical Garden	Park Code, Section 12.46	No												
		Category:														
		Adults			\$7.00	28,000		\$7.00	28,000		\$7.00	28,000				
		Youth/Seniors			\$5.00	10,000		\$5.00	10,000		\$5.00	10,000				
		Child			\$2.00	500		\$2.00	500		\$2.00	500				
		Family			\$15.00	1,200		\$15.00	1,200		\$16.00	1,200				
																22.83%
2	C	Japanese Tea Garden	Park Code, Section 12.05	No												
		Category:														
		Adult			\$5.00	20,000		\$5.00	20,000		\$5.00	20,000				\$4.00
		Senior			\$3.00	2,000		\$3.00	2,000		\$3.00	2,000				\$1.25
		Children (5-11 years)			\$2.00	2,000		\$2.00	2,000		\$2.00	2,000				\$1.50
		Youth (12-17)			\$5.00	1,000		\$3.00	1,000		\$3.00	1,000				\$1.25
		Non Resident - Senior			\$5.00	34,000		\$5.00	34,000		\$5.00	34,000				
		Non Resident - Adult			\$7.00	305,000		\$7.00	305,000		\$7.00	305,000				
		Non Resident - Youth			\$5.00	26,000		\$5.00	26,000		\$5.00	26,000				
		Non Resident - Child			\$2.00	30,000		\$2.00	30,000		\$2.00	30,000				\$1.00
		Commission to designate 3 free hours per week														
3	C	Tennis Fees at GGP	Approved by R&P Commission prior to 1996 Charter Amendment	No												
		Category - Tennis Court Fees														
		Adult - Walk On, Weekday			\$4.00	5,200		\$4.00	5,200		\$4.00	5,200				Unknown
																Unknown

Item	Fee Status C/M/N	Description	Court Authorization	Auto CPI Adjust Y/N	2012-13 Fee	2012-13 Units (Est.)	2012-13 Conf Recovery (Est.)	2013-14 Fee (Revised)	2013-14 Units (Est.)	2013-14 Conf Recovery (Est.)	2014-15 Fee (Revised)	2014-15 Units (Est.)	2014-15 Conf Recovery (Est.)	Unit Bid	Year of Last Increase	Fee Prior to Last Increase
		Adult - Walk On, Evening & Weekend			\$5.00			\$5.00			\$5.00					
		Adult - Reserved Court			\$6.00			\$6.00			\$6.00					
		Senior - Walk On, Weekday			\$2.00			\$2.00			\$2.00					
		Senior - Walk On, Evening & Weekend			\$2.00			\$2.00			\$2.00					
		Senior - Reserved Court			\$2.00			\$2.00			\$2.00					
		Youth - Walk on, Weekday			\$2.00			\$2.00			\$2.00					
		Youth - Walk on, Evening & Weekend			\$2.00			\$2.00			\$2.00					
		Youth - Reserved Court			\$2.00			\$2.00			\$2.00					
		Tournament/League Play - Weekday 90 min.			\$15.00			\$15.00			\$15.00					
		Tournament/League Play - Weekday Evening 90min			\$15.00			\$15.00			\$15.00					
		Tournament/League Play - Weekend 90 min.			\$15.00			\$15.00			\$15.00					
		Category - Tennis Pro Lesson	Park Code Section 12.41		\$15.00	1,100		\$15.00	1,100		\$15.00	1,100			7/21/06	Unknown
		Pro Lesson - 60 Min. Individual			\$70.00			\$70.00			\$70.00					\$50.00
		Pro Lesson - 30 Min. Individual			\$40.00			\$40.00			\$40.00					\$50.00
		Pro Lesson - 60 Min. 2 person (cost per person)			\$65.00			\$65.00			\$65.00					\$30.00
		Pro Lesson - 60 Min. Group Adult (cost per person)			\$22.00			\$22.00			\$22.00					\$20.00
		Pro Lesson - 60 Min. Group Junior (cost per person)			\$18.00			\$18.00			\$18.00					\$16.00
		Cancellation Fee (less than 24 hrs)			25% of lesson fee			25% of lesson fee			25% of lesson fee				25% of lesson fee	
4	C	Kezar Parking	Park Code, Section 12.08 (a)	No		tickets sold			tickets sold			tickets sold			7/21/06	2003
		Category:														
		(a) Hourly Parking Rates -														
		0-1 hour			\$2.50	14,000		\$3.00	14,000		\$3.00	14,000				\$1.50
		1-2 hours			\$5.00	21,000		\$5.00	21,000		\$5.00	21,000				\$9.00
		2-3 hours			\$7.00	10,000		\$7.00	10,000		\$7.00	10,000				\$5.00
		3-4 hours			\$10.00	4,000		\$10.00	4,000		\$10.00	4,000				\$7.00
		4-5 hours			\$12.00	2,000		\$12.00	2,000		\$12.00	2,000				\$9.00
		5-6 hours			\$14.00	1,500		\$14.00	1,500		\$14.00	1,500				\$11.00
		6-7 hours			\$16.00	1,200		\$16.00	1,200		\$16.00	1,200				\$13.00
		7-12 hours			\$18.00	11,000		\$18.00	11,000		\$18.00	11,000				\$15.00
		Special Event Parking			\$10.00	4,800		\$10.00	4,800		\$10.00	4,800				\$8.00
		(b) Monthly Parking Rates														
		Resident Rate			\$160.00	750		\$160.00	750		\$160.00	750				\$115.00
		Commercial Rate (5 days per week)			\$185.00	2,300		\$185.00	2,300		\$185.00	2,300				\$140.00
		Senior Rate			\$60.00			\$60.00			\$60.00					\$63.00

Item	Fee Status C/M/N	Description	Code/Authorization	Auto CPT Adjust Y/N	2012-13 Fee	2012-13 Units (Est.)	2012-13 Cost Recovery (Est.)	2013-14 Fee (Rounded)	2013-14 Units (Est.)	2013-14 Cost Recovery (Est.)	2014-15 Fee (Rounded)	2014-15 Units (Est.)	2014-15 Cost Recovery (Est.)	Unit Basis	Year of Last Increase	Fee Prior to Last Increase
		(C) Other Rates														
		Lost Ticket Fee			\$18.00	113		\$18.00	113		\$19.00	113			\$15.00	\$18.00
		Validated Tracker Books (100 Stickers per book)			\$150.00	40		\$150.00	40		\$158.00	40			\$125.00	\$100.00
S	C	County Fair Building Rental	Park Code Section 12.46	No						61.96%					Unknown	Unknown
		(a) Garden Room - (Group I,II,III)			\$21, \$49, \$171	214		\$21, \$50, \$175	214		\$22, \$52, \$181	214			Unknown	Unknown
		(b) Recreation Room - (Group I,II,III)			\$33, \$81, \$235	279		\$34, \$83, \$240	279		\$35, \$86, \$248	279				
		(c) Auditorium - (Group I,II,III)			\$69, \$190, \$355	91		\$71, \$194, \$363	91		\$73, \$201, \$376	91				
		(d) Gallery - (Group I,II,III)			\$91, \$214, \$547	36		\$93, \$219, \$559	36		\$96, \$227, \$579	36				
		(e) Entire Building - (Group I,II,III)			\$166, \$380, \$997	11		\$170, \$388, \$1019	11		\$176, \$402, \$1055	11				
		(f) Patio - (Group II,III)			\$176, \$364, \$1191	10		\$180, \$372, \$1217	10		\$186, \$385, \$1260	10				
		(g) Gallery Courtyard - (Group II,III)			\$188, \$332, \$1061	18		\$192, \$339, \$1084	18		\$199, \$351, \$1122	18				
		(h) Kitchen - (Group II,III)			\$176, \$332, \$1061	64		\$180, \$339, \$1084	64		\$199, \$351, \$1122	64				
		(i) Microphone - (Group II,III)			\$25, \$25	52		\$26, \$26	52		\$27, \$27	52				

Group I = Garden clubs or flower societies engaged in horticultural activities. Group II = Non-profit groups. Group III = All private functions and non-horticultural groups

PROGRAM - CITYWIDE SERVICES

Item	Category	Park Code, Section 12.06	Auto CPT Adjust Y/N	2012-13 Fee	2012-13 Units (Est.)	2012-13 Cost Recovery (Est.)	2013-14 Fee (Rounded)	2013-14 Units (Est.)	2013-14 Cost Recovery (Est.)	2014-15 Fee (Rounded)	2014-15 Units (Est.)	2014-15 Cost Recovery (Est.)	Unit Basis	Year of Last Increase	Fee Prior to Last Increase	
1	C	Coit Tower Admission	No						206.17%						7/21/06	
		Category:														
		Adult		\$5.00	1,000		\$5.00	1,000		\$5.00	1,000				\$4.50	\$3.75
		Youth (12-17)		\$5.00	250		\$5.00	250		\$5.00	250				N/A	\$3.00
		Senior		\$3.00	250		\$3.00	250		\$3.00	250				\$3.50	\$2.50
		Child (5-11 Years)		\$1.50	200		\$2.00	200		\$2.00	200				\$2.00	\$1.50
		Non Resident - Adult		\$7.00	85,000		\$7.00	85,000		\$7.00	85,000				\$7.00	N/A
		Non Resident - Senior		\$5.00	10,000		\$5.00	10,000		\$5.00	10,000				\$5.00	N/A
		Non Resident - Youth		\$5.00	7,500		\$5.00	7,500		\$5.00	7,500				\$5.00	\$5.00
		Non Resident - Child		\$2.00	5,500		\$2.00	5,500		\$2.00	5,500				\$2.00	\$2.00
2	C	Kezar Pavilion Rental	No													
		Category:														
		25 Total Revenue Generating Rental Dates														
		25 Total Revenue Generating Rental Dates														

Item	Fee Scale C/M/N	Description	Code Authorization	Auto CPE Adj Y/N	2012-13 Fee	2012-13 Unit (E1)	2012-13 Cost Recovery (E1)	2013-14 Fee (Roundup)**	2013-14 Unit (E1)	2013-14 Cost Recovery (E1)	2014-15 Fee (Roundup)**	2014-15 Unit (E1)	2014-15 Cost Recovery (E1)	Unit Base	Year to Date Increase	Fee Prior to Last Increase
		(e) Commercial/Fundraisers & International			\$3,000 for up to 8hrs or 25% of gross ticket receipts, whichever is greater			\$3,066 for up to 8hrs or 25% of gross ticket receipts, whichever is greater			\$3,173 for up to 8hrs or 25% of gross ticket receipts, whichever is greater				\$3,000 for up to 8hrs or 25% of gross ticket receipts, whichever is greater	
		(b) Adult Athletic Events (18 and older)			\$2,000 for up to 8hrs or 25% of gross ticket receipts, whichever is greater			\$2,044 for up to 8hrs or 25% of gross ticket receipts, whichever is greater			\$2,116 for up to 8hrs or 25% of gross ticket receipts, whichever is greater				\$2,000 for up to 8hrs or 25% of gross ticket receipts, whichever is greater	
		(c) Youth Athletic Events - Open Facility (17 and under)			\$505 3hr. Minimum & \$60 ea. Addl. Hr or 25% gross ticket revenues, whichever is greater			\$516 3hr. Minimum & \$61 ea. Addl. Hr or 25% gross ticket receipts or gross revenues, whichever is greater			\$534 3hr. Minimum & \$63 ea. Addl. Hr or 25% gross ticket receipts or gross revenues, whichever is greater				\$500 3hr. Minimum & \$60 ea. Addl. Hr or 25% gross ticket receipts or gross revenues, whichever is greater	
		(d) Youth Athletic Events - Closed Facility (17 & under)			\$600 3hr. Minimum & \$80 ea. addl. hr. or 25% gross ticket receipts or gross revenues, whichever is greater			\$613 3hr. Minimum & \$82 ea. addl. hr. or 25% gross ticket receipts or gross revenues, whichever is greater			\$654 3hr. Minimum & \$85 ea. addl. hr. or 25% gross ticket receipts or gross revenues, whichever is greater				\$600 3hr. Minimum & \$80 ea. addl. hr. or 25% gross ticket receipts or gross revenues, whichever is greater	
		(e) Student Photo Shoot			Free			Free			Free				Free	
		(f) Small Crew Photo Shoot			\$150 per hour			\$158 per hour			\$158 per hour				\$150 per hour	
		(g) Large Crew Film Shoot			\$2000 4 hr. minimum & \$300 each addl. hour			\$2044 4 hr. minimum & \$307 each addl. hour			\$2116 4 hr. minimum & \$318 each addl. hour				\$2000 4 hr. minimum & \$300 each addl. hour	
3	C	Matthew J. Boxer Stadium Rental	Park Code Section 1242	No		85 Revenue Generating Rental Dates			85 Revenue Generating Rental Dates			85 Revenue Generating Rental Dates				8/2/06
		(a) Adult - Professional/International/Concerts			\$3,000 for up to 8hrs or 25% of gross ticket receipts, whichever is greater			\$3,066 for up to 8hrs or 25% of gross ticket receipts, whichever is greater			\$3,173 for up to 8hrs or 25% of gross ticket receipts, whichever is greater				\$3,000 for up to 8hrs or 25% of gross ticket receipts, whichever is greater	

Item	Fee Status CDMN	Description	Code Authorization	Auto CPT Adult Y/N	2012-13 Fee	2012-13 Units (Est.)	2012-13 Cost Recovery (Est.)	2013-14 Fee (Rounded)**	2013-14 Units (Est.)	2013-14 Cost Recovery (Est.)	2014-15 Fee (Rounded)**	2014-15 Units (Est.)	2014-15 Cost Recovery (Est.)	Unit Base	Year of Last Increase	Fee Prior to Last Increase
		(b) Amateur Athletic Events - Open facility			\$600 4 hr. minimum and \$150 each additional hour or 25% of gross revenues, whichever is greater			\$634 4 hr. minimum and \$158 each additional hour or 25% of gross revenues, whichever is greater			\$600 4 hr. minimum and \$150 each additional hour or 25% of gross revenues, whichever is greater					\$600 4 hr. minimum and \$150 each additional hour or 25% of gross revenues, whichever is greater
		(c) Amateur Athletic Events - Closed facility			\$1000 4hr. Minimum and \$220 each additional hour or 25% of gross ticket receipts, whichever is greater			\$1022 4hr. Minimum and \$220 each additional hour or 25% of gross ticket receipts, whichever is greater			\$1000 4hr. Minimum and \$220 each additional hour or 25% of gross ticket receipts, whichever is greater					\$900 4hr. Minimum and \$200 each additional hour or 25% of gross ticket receipts, whichever is greater
		(d) Youth Events - Open facility			\$500 3hr. Minimum and \$60 each additional hour or 25% of gross ticket receipts, whichever is greater			\$511 3hr. Minimum and \$61 each additional hour or 25% of gross ticket receipts, whichever is greater			\$500 3hr. Minimum and \$60 each additional hour or 25% of gross ticket receipts, whichever is greater					\$500 3hr. Minimum and \$60 each additional hour or 25% of gross ticket receipts, whichever is greater
		(e) Youth Events - Closed facility			\$500 3hr. Minimum and \$80 each additional hour or 25% of gross tickets receipts, whichever is greater			\$511 3hr. Minimum and \$82 each additional hour or 25% of gross tickets receipts, whichever is greater			\$500 3hr. Minimum and \$80 each additional hour or 25% of gross tickets receipts, whichever is greater					\$400 3hr. Minimum and \$50 each additional hour or 25% of gross tickets receipts, whichever is greater
		(f) Adult Soccer Leagues			\$600 3hr. Minimum and \$150 each additional hour or 25% of gross tickets receipts, whichever is greater			\$634 3hr. Minimum and \$153 each additional hour or 25% of gross tickets receipts, whichever is greater			\$600 3hr. Minimum and \$150 each additional hour or 25% of gross tickets receipts, whichever is greater					\$600 3hr. Minimum and \$150 each additional hour or 25% of gross tickets receipts, whichever is greater
4	C	Kezar Stadium Rental	Park Code Section 12.42	No	65 Total Revenue Generating Rental Dates	65 Total Revenue Generating Rental Dates	65 Total Revenue Generating Rental Dates	65 Total Revenue Generating Rental Dates	65 Total Revenue Generating Rental Dates	65 Total Revenue Generating Rental Dates	65 Total Revenue Generating Rental Dates	65 Total Revenue Generating Rental Dates	65 Total Revenue Generating Rental Dates		8/2/06	

Item	Fee Status C/M/N	Description	Code Abbreviation	Auth. CPT Adj. Fee Y/N	2012-13 Fee	2012-13 Units (E+L)	2012-13 Cost Recovery (E+L)	2013-14 Fee (Roundup)	2013-14 Units (E+L)	2013-14 Cost Recovery (E+L)	2014-15 Fee (Roundup)	2014-15 Units (E+L)	2014-15 Cost Recovery (E+L)	Unit Basis	Year of Last Increase	Fee Prior to Last Increase
		(a) Commercial/Fundraisers/International/Graduations			\$5,000 4hr. Minimum and \$450 each additional hour or 25% of gross ticket receipts, whichever is greater			\$5,066 4hr. Minimum and \$460 each additional hour or 25% of gross ticket receipts, whichever is greater			\$3,173 4hr. Minimum and \$476 each additional hour or 25% of gross ticket receipts, whichever is greater				\$3,000 4hr. Minimum and \$450 each additional hour or 25% of gross ticket receipts, whichever is greater	\$2,000 4hr. Minimum and \$450 each additional hour or 25% of gross ticket receipts, whichever is greater
		(b) Amateur Athletic Events - Open facility			\$800 4 hr. minimum and \$150 each additional hour			\$818 4 hr. minimum and \$153 each additional hour			\$847 4 hr. minimum and \$158 each additional hour				\$800 4 hr. minimum and \$150 each additional hour	\$600 4 hr. minimum and \$150 each additional hour
		(c) Amateur Athletic Events - Closed facility			\$1200 4hr. Minimum and \$280 each additional hour or 25% of gross ticket receipts, whichever is greater			\$1226 4hr. Minimum and \$286 each additional hour or 25% of gross ticket receipts, whichever is greater			\$1267 4hr. Minimum and \$296 each additional hour or 25% of gross ticket receipts, whichever is greater				\$1200 4hr. Minimum and \$280 each additional hour or 25% of gross ticket receipts, whichever is greater	\$900 4hr. Minimum and \$300 each additional hour or 25% of gross ticket receipts, whichever is greater
		(d) Youth Events - Open facility			\$500 3hr. Minimum and \$60 each additional hour or 25% of gross ticket receipts, whichever is greater			\$511 3hr. Minimum and \$61 each additional hour or 25% of gross ticket receipts, whichever is greater			\$529 3hr. Minimum and \$63 each additional hour or 25% of gross ticket receipts, whichever is greater				\$500 3hr. Minimum and \$60 each additional hour or 25% of gross ticket receipts, whichever is greater	\$300 3hr. Minimum and \$40 each additional hour
		(e) Youth Events - Closed facility			\$600 3hr. Minimum and \$80 each additional hour or 25% of gross tickets receipts, whichever is greater			\$613 3hr. Minimum and \$82 each additional hour or 25% of gross tickets receipts, whichever is greater			\$634 3hr. Minimum and \$85 each additional hour or 25% of gross tickets receipts, whichever is greater				\$600 3hr. Minimum and \$80 each additional hour or 25% of gross tickets receipts, whichever is greater	\$400 3hr. Minimum and \$50 each additional hour on 25% of gross tickets receipts, whichever is greater
		(f) Adult Soccer Leagues			\$600 3hr. Minimum and \$150 each additional hour or 25% of gross tickets receipts, whichever is greater			\$615 3hr. Minimum and \$158 each additional hour or 25% of gross tickets receipts, whichever is greater			\$634 3hr. Minimum and \$158 each additional hour or 25% of gross tickets receipts, whichever is greater				\$600 3hr. Minimum and \$150 each additional hour or 25% of gross tickets receipts, whichever is greater	\$400 3hr. Minimum and \$100 each additional hour or 25% of gross tickets receipts, whichever is greater
		(g) Student Photo Shoot			Free of Charge			Free of Charge			Free of Charge				Free of Charge	N/A

Item	Fee Status Stones CDMN	Description	Code Attribution	Attr CPY Adjur ZTA	2012-13 Fee	2012-13 Units (Est)	2013-13 Conf Recovery (Est)	2013-13 Fee (Rounded)	2013-13 Units (Est)	2013-13 Conf Recovery (Est)	2014-15 Fee (Rounded)	2014-15 Units (Est)	2014-15 Conf Recovery (Est)	Unit Brief	Year of Last Increase	Fee Prior to Last Increase
		(h) Small Crew Photo Shoot			\$150 per hour			\$158 per hour							\$150 per hour	N/A
5	C	Athletic Field Reservation	Park Code Section 12.56	Yes		17,000	88.57%		17,000			17,000	85.99%		7/29/2005	
		Category: For Adults														
		(a) Single Use Reservations (one playing time)														
		Softball														
		Residents - Lighted Field (1.5 hrs.)			\$38.00										\$35.00	N/A
		Residents - Non-Lighted Field (1.5 hrs.)			\$27.00										\$25.00	N/A
		Non-Residents-Lighted (1.5 hrs.)			\$71.00										\$65.00	N/A
		Non-Residents-Non-Lighted (1.5 hrs.)			\$55.00										\$50.00	N/A
		All Other Sports (Baseball, Soccer, Etc.)														
		Residents - Lighted Field (2 hrs.)			\$55.00										\$50.00	\$28.00
		Residents - Non-Lighted (2 hrs.)			\$44.00										\$40.00	\$21.00
		Residents - Lighted Field (3 hrs.)			\$82.00										\$75.00	N/A
		Residents - Non-Lighted (3 hrs.)			\$71.00										\$65.00	N/A
		Non-Residents - Lighted Field (2 hrs.)			\$77.00										\$70.00	N/A
		Non-Residents - Non-Lighted (2 hrs.)			\$66.00										\$60.00	N/A
		Non-Residents - Lighted Field (3 hrs.)			\$92.00										\$85.00	N/A
		Non-Residents - Non-Lighted (3 hrs.)			\$82.00										\$75.00	N/A
		Twilight Fields -														
		Residents (April - September)			\$33.00										\$30.00	\$21.00
		Non-Residents (April - September)			\$44.00										\$40.00	N/A
		(b) Multiple Usage with Specific Locations and Times														
		Softball														
		Residents - Lighted Field (1.5 hrs.)			\$44.00										\$40.00	\$35.00
		Residents - Non-Lighted (1.5 hrs.)			\$30.00										\$28.00	\$23.00
		Non-Residents - Lighted Field (1.5 hrs.)			\$77.00										\$70.00	N/A
		Non-Residents - Non-Lighted (1.5 hrs.)			\$60.00										\$55.00	
		All Other Sports (Baseball, Soccer, Etc.)														
		Residents - Lighted Field (2 hrs.)			\$60.00										\$55.00	\$31.00
		Residents - Non-Lighted (2 hrs.)			\$49.00										\$45.00	\$23.00
		Residents - Lighted Field (3 hrs.)			\$87.00										\$80.00	
		Residents - Non-Lighted (3 hrs.)			\$77.00										\$70.00	N/A
		Non-Residents-Lighted (2 hrs.)			\$82.00										\$75.00	N/A
		Non-Residents-Non-Lighted (2 hrs.)			\$71.00										\$65.00	N/A
		Non-Residents-Lighted (3 hrs.)			\$99.00										\$90.00	N/A
		Non-Residents-Non-Lighted (3 hrs.)			\$87.00										\$80.00	N/A
		(c) Winter Reservations (November thru March)														
		Ground Sports - per hour														
		Residents - Single Lighted			\$27.00										\$25.00	\$20.00

Item	Fee Stmt C/P/N	Description	Code Authorization	Auto CPT Admitt. Y/N	2023-24 Fee	2022-23 Units (Est)	2022-23 Cost Recovery (Est)	2023-24 Fee (Rounded)	2013-14 Units (Est)	2013-14 Cost Recovery (Est)	2014-15 Fee (Rounded)**	2014-15 Units (Est)	2014-15 Cost Recovery (Est)	Unit - Year of Last Increase	Fee Prior to Last Increase
		Residents - Multiple Lighted			\$53.00			\$54.00			\$55.00				\$50.00
		Residents - Single Non-Lighted			\$22.00			\$22.00			\$23.00				\$17.00
		Residents - Multiple Non-Lighted			\$27.00			\$28.00			\$29.00				\$30.00
		Non-Residents-Single Lighted			\$33.00			\$34.00			\$35.00				N/A
		Non-Residents- Multiple Lighted			\$38.00			\$39.00			\$40.00				N/A
		Non-Residents- Single Non-Lighted			\$27.00			\$28.00			\$29.00				N/A
		Non-Residents- Multiple Non-Lighted			\$53.00			\$54.00			\$55.00				N/A
		ASSOCIATED FEES (For both Adults and Youth)													
		(a) Field Lining Fees													
		Sofball & Baseball			\$53.00			\$54.00			\$55.00				\$20.00
		Soccer & Football #1 (every 10 Yards)			\$87.00			\$89.00			\$92.00				\$80.00
		Lacrosse & Rugby			\$99.00			\$101.00			\$105.00				\$90.00
		Gaelic football (twice the size of soccer)			\$174.00			\$178.00			\$184.00				\$160.00
		Fooball #2 (every five yards)			\$131.00			\$134.00			\$139.00				\$120.00
		(b) Scheduling Fee													
		Leagues/Tournaments (over 25 reservations)			\$3.00			\$3.00			\$3.00				\$5.00
6	C	Photo Center Fees	Park Code, Section 12.29	Yes		1,050 Members			1,050 Members			1,050 Members		2003	Unknown
		Category:													
		Adult Annual Membership, Unlimited use			\$269.00			\$275.00			\$285.00				\$200.00
		Youth Annual Membership, Unlimited use			\$134.00			\$137.00			\$142.00				\$125.00
		Adult - 6 months membership fee			\$54.00			\$55.00			\$57.00				\$50.00
		Each time use with membership			\$5.00			\$5.00			\$5.00				\$5.00
		Junior (under 18) - 6 months membership fee			\$27.00			\$28.00			\$29.00				\$25.00
		Each time use with membership			\$5.00			\$5.00			\$5.00				\$5.00
		Senior (62 and over) - 6 months membership fee			\$27.00			\$28.00			\$29.00				\$25.00
		Each time use with membership			\$5.00			\$5.00			\$5.00				\$5.00
7	C	Stern Grove Clubhouse Rental	Park Code, Section 12.21(a)	Yes		160 Events			160 Events	42.53%		160 Events	40.50%	4/2/03	Unknown
		Category:													
		Monday - Friday (10:00a.m. until 4:00pm)			\$700.00			\$716.00			\$741.00				\$600.00
		Monday - Thursday Weeknight			\$700.00			\$716.00			\$741.00				\$600.00
		Saturday-Sunday (10:00am until 4:00pm or 5:00pm until 11:00pm)			\$840.00			\$859.00			\$889.00				\$750.00
		Outside Surrounding area			\$150.00			\$155.00			\$158.00				\$150.00
		Each Additional Hour			\$112.00			\$114.00			\$118.00				\$100.00
8	C	Facilities Rental	Park Code, Section 12.21(b)	Yes		1350 Events			1350 Events	54.89%		1350 Events	52.06%	4/2/03	Unknown

Item	Fee Status Share CDMN	Description	Code Authorization	Auto CPT Adj: Y/N	2012-13 Fee (Roundup)**	2012-13 Cost Recovery (Est.)	2013-14 Fee (Roundup)**	2013-14 Units (Est.)	2013-14 Cost Recovery (Est.)	2014-15 Fee (Roundup)**	2014-15 Units (Est.)	2014-15 Cost Recovery (Est.)	Unit Basis	Year of Last Increase	Fee Prior to Last Increase
		Category:													
		(a) Neighborhood Recreation Centers and Playgrounds													
		Class A - Up to two hours			\$97.00		\$99.00			\$102.00					\$75.00
		Class A - Each additional hour			\$97.00		\$99.00			\$102.00					\$75.00
		Class B - Up to two hours			\$72.00		\$74.00			\$77.00					\$55.00
		Class B - Each additional hour			\$72.00		\$74.00			\$77.00					\$27.50
		Class C - Up to two hours			\$52.00		\$53.00			\$55.00					\$40.00
		Class C - Each additional hour			\$52.00		\$53.00			\$55.00					\$20.00
		(b) Julius Kahn Clubhouse (Sunday Only)													
		Up to two hours			\$97.00		\$99.00			\$102.00					\$100.00
		Each additional hour			\$97.00		\$99.00			\$102.00					\$62.50
9	C	Picnic Areas Reservation Fees	Park Code, Section 12.23	Yes					48.22%						
		Category:													
		(a) Family or Small Group Picnic						1900 Events			1900 Events			2003	Unknown
		1-50 Prime Location (per day, per site)			\$61.00		\$62.00			\$64.00					\$50.00
		1-50 Other Location (per day, per site)			\$30.00		\$31.00			\$32.00					\$25.00
		(b) Associations, Non-Profit Organizations, Schools Picnic						500 Events			500 Events			2003	Unknown
		51-100 Prime Location (per day, per site)			\$90.00		\$92.00			\$95.00					\$75.00
		51-100 Other Location (per day, per site)			\$61.00		\$62.00			\$64.00					\$50.00
		101-200 Prime Location (per day, per site)			\$121.00		\$124.00			\$128.00					\$100.00
		101-200 Other Location (per day, per site)			\$90.00		\$92.00			\$95.00					\$75.00
		201-300 Prime Location (per day, per site)			\$181.00		\$185.00			\$191.00					\$150.00
		201-300 Other Location (per day, per site)			\$151.00		\$154.00			\$159.00					\$125.00
		over 400 Other Location (per day, per site)			\$502.00		\$509.00			\$520.00					\$250.00
		(C) Company Picnic						25 Events			25 Events			2003	Unknown
		1 to 200 participants (per day, per site)			\$241.00		\$246.00			\$255.00					\$200.00
		201 to 300 participants (per day, per site)			\$302.00		\$309.00			\$320.00					\$250.00
		301 to 500 participants (per day, per site)			\$422.00		\$431.00			\$446.00					\$350.00
		501 to 750 participants (per day, per site)			\$604.00		\$617.00			\$639.00					\$500.00
		Over 750 participants (per day, per site)			\$906.00		\$926.00			\$958.00					\$750.00
		With special events			minimum of \$1,126, fee to be negotiated		minimum of \$1,150, fee to be negotiated			minimum of \$1,190, fee to be negotiated					minimum of \$1,000 - fee to be negotiated
		Category:													
		Chain of Lakes Site (Middle Lake) - First 2 hours			\$500.00		\$507.00			\$518.00					\$250.00
															\$150.00

Item	Fee Status C/P/N	Description	Cafe Authorization	Auto CPI Adjoint Y/N	2013-13 Fee	2012-13 Unit (Est.)	2012-13 Cont Recovery (Est.)	2013-14 Fee (Revised)**	2013-14 Unit (Est.)	2013-14 Cont Recovery (Est.)	2014-15 Fee (Revised)**	2014-15 Unit (Est.)	2014-15 Cont Recovery (Est.)	Unit Rate	Year of Last Increase	Fee Prior to Last Increase	
		Fuchsia Garden Sites - First 2 hours			\$300.00			\$307.00			\$318.00					\$250.00	\$150.00
		Pioneer Log Cabin Picnic Area - First 2 hours			\$300.00			\$307.00			\$318.00					\$250.00	\$150.00
		Portals of Pass/Lloyd's Lake Sites - First 2 hours			\$300.00			\$307.00			\$318.00					\$250.00	\$150.00
		Rose Garden Sites - First 2 hours			\$300.00			\$307.00			\$318.00					\$250.00	\$150.00
		Each Additional Hour for above sites			\$55.00			\$56.00			\$58.00					\$50.00	\$25.00
		Chinese Pavilion - First 2 hours			\$550.00			\$562.00			\$582.00					\$500.00	\$350.00
		Palace of Fine Arts Rotunda Site - First 2 hours			\$550.00			\$562.00			\$582.00					\$500.00	\$350.00
		Shakespeare Garden Site - First 2 hours			\$550.00			\$562.00			\$582.00					\$500.00	\$350.00
		Queen Wilhelmina Garden - First 2 hours			\$550.00			\$562.00			\$582.00					\$500.00	\$350.00
		Each Additional Hour for above sites			\$111.00			\$113.00			\$117.00					\$100.00	\$55.00
11	C	Special Events (non-profit/commercial fee)	Park Code Section 12.22	Yes						95.90%			88.72%				Unknown
		GGP Lindley Meadow			\$11,000.00			\$11,244.00			\$11,658.00					\$11,658.00	\$100.00
		GGP Speedway Meadow			\$19,800.00			\$20,240.00			\$20,948.00					\$20,948.00	\$25.00
		GGP Marx Meadow			\$2,700.00			\$2,760.00			\$2,857.00					\$2,857.00	\$400.00
		GGP Sharon Meadow			\$13,200.00			\$13,495.00			\$13,965.00					\$13,965.00	\$300.00
		GGP Polo Fields			\$55,200.00			\$56,425.00			\$58,400.00					\$58,400.00	\$750.00
		GGP Band/Shell			\$2,700.00			\$2,760.00			\$2,857.00					\$2,857.00	\$300.00
		GGP Music Concourse			\$11,000.00			\$11,244.00			\$11,658.00					\$11,658.00	\$300.00
		Civic Center Plaza			\$27,000.00			\$27,599.00			\$28,565.00					\$28,565.00	\$300.00
		Civic Center DG Center Area			\$13,500.00			\$13,800.00			\$14,283.00					\$14,283.00	\$300.00
		Japantown Peace Plaza			\$1,400.00			\$1,431.00			\$1,481.00					\$1,481.00	\$300.00
		Lerry Garcia Amphitheater			\$1,250.00			\$1,278.00			\$1,323.00					\$1,323.00	\$300.00
		Justin Herman Plaza			7700			\$7,871.00			\$8,146.00					\$8,146.00	\$300.00
		Justin Herman - Don Choe Handicapp			\$5,500.00			\$5,578.00			\$5,705.00					\$5,705.00	\$300.00
		Lake Merced Parking Lot			\$1,100.00			\$1,124.00			\$1,163.00					\$1,163.00	\$300.00
		Marina Green Big (Scott St)			\$8,200.00			\$8,382.00			\$8,675.00					\$8,675.00	\$300.00
		Marina Green Little (Yacht Rd.)			\$884.00			\$904.00			\$936.00					\$936.00	\$300.00
		Mission Dolores Park			\$13,200.00			\$13,495.00			\$13,965.00					\$13,965.00	\$300.00
		Precita Park			\$5,000.00			\$5,111.00			\$5,290.00					\$5,290.00	\$300.00
		Portsmouth Square			\$552.00			\$564.00			\$584.00					\$584.00	\$300.00
		Potrero Del Sol (stage)			\$1,650.00			\$1,687.00			\$1,746.00					\$1,746.00	\$300.00
		Potrero Del Sol (skate park)			\$2,200.00			\$2,249.00			\$2,328.00					\$2,328.00	\$300.00
		Potrero Del Sol (entire park)			\$11,000.00			\$11,244.00			\$11,658.00					\$11,658.00	\$300.00

Item	Fee Status C/M/N	Description	Code Abatement	Auto CFI Adjud Y/N	2012-13 Fee	2012-13 Units (Est)	2012-13 Cost Recovery (Est)	2013-14 Fee (Revised)**	2013-14 Units (Est)	2013-14 Cost Recovery (Est)	2014-15 Fee (Revised)**	2014-15 Units (Est)	2014-15 Cost Recovery (Est)	Unit Basis	Year of Last Increase	Fee Prior to Last Increase
		UN Plaza			\$1,650.00			\$1,687.00			\$1,746.00					
		Union Square			\$8,200.00			\$8,382.00			\$8,675.00					
		Washington Square Park			\$3,520.00			\$3,598.00			\$3,724.00					\$150.00
		other sites \$1.00 / person times venue capacity			\$1.00			\$1.00			\$1.00					\$50.00
12	C	Film / Video / Photography	Park Code, Section 12.24	Yes		200 Events			200 Events	90.11%		200 Events	86.06%			
		Category:														
		(a) Still Photo Shoot/website			\$234.00			\$239.00			\$247.00					N/A
		Outdoors - Simple non intrusive			\$587.00			\$600.00			\$621.00					N/A
		Outdoors - Large crew >20														
		(b) Film and Video			\$234.00			\$239.00			\$247.00					N/A
		Documentary			\$587.00			\$600.00			\$621.00					N/A
		Simple TV commercials with crew of 35 or under														
		Larger Production			\$1173, \$500/day for set up or breakdown			\$1199, \$511/day for set up or breakdown			\$1241, \$529/day for set up or breakdown					\$1000, \$500/day for set up or breakdown
		Facility, Property Usage			Minimum of \$5868			Minimum of \$5997			Minimum of \$6207					\$1,000.00
		(c) Encroachment Fee	Park Code, Section 12.25	Yes	\$563.00			\$575.00			\$595.00					\$500.00
			Commission Resolution No. 15629	No												Unknown
13	C	Randall Museum Classes														Unknown
		(a) Ongoing 6 - 10 week classes			the number of hours class meets each week x the no. of weeks the class runs x \$2.50 per hour for kids classes or \$3 per hour for adult classes + \$2 - \$5 per class for kids' materials (\$3 - \$10 per class for adult classes)	Total 520 Students for a, d, and e categories			Total 520 Students for a, d, and e categories			Total 520 Students for a, d, and e categories				
		(b) Summer Day Camps				80			80			80				
		Summer Overnight Camp at Mather				20			20			20				
		(c) Saturday Drop-in Classes			\$3 per person or \$3 for parent/child combo for 15 min to 1 hr.	700			700			700				

Item	Fee Status C/M/N	Description	Code Authorization	Auto CPI Adjust Y/N	2012-13 Fee	2012-13 Unit (E/L)	2012-13 Cost Recovery (E/L)	2013-14 Fee (Rounded)**	2013-14 Unit (E/L)	2013-14 Cost Recovery (E/L)	2014-15 Fee (Rounded)**	2014-15 Unit (E/L)	2014-15 Cost Recovery (E/L)	Unit Basis	Year of Last Increase	Fee Prior to Last Increase	
		(d) Holidays Break Classes			\$7 - \$10 for 2 hr.	Total 520 Students for a, d, and e categories		\$7 - \$10 for 2 hr.	Total 520 Students for a, d, and e categories		\$7 - \$10 for 2 hr.	Total 520 Students for a, d, and e categories					
		(e) Family Field Trips			\$2 to \$15 per person for 2-4 hrs field trips	Total 520 Students for a, d, and e categories		\$2 to \$15 per person for 2-4 hrs field trips	Total 520 Students for a, d, and e categories		\$2 to \$16 per person for 2-4 hrs field trips	Total 520 Students for a, d, and e categories					
		(f) School Field Trip Programs			\$55.00	8-1000 Students are taught by RPD staff and also Randall Friends Docents. expect to go down due to new fee structure and loss of free buses RPD had provided		\$56.00	8-1000 Students are taught by RPD staff and also Randall Friends Docents. expect to go down due to new fee structure and loss of free buses RPD had provided		\$58.00	8-1000 Students are taught by RPD staff and also Randall Friends Docents. expect to go down due to new fee structure and loss of free buses RPD had provided					
14	C	Randall Museum Rental Rates Group I = Museum Sponsored Groups, Group II = Non-Profit Groups, Group III = Other Groups	Commission Resolution No. 15628	No											Unknown	Unknown	
		(a) Room Rental Rates	Commission Resolution No. 15628	No	\$20, \$55, \$80 \$15, \$50, \$75 \$15, \$25, \$45 N/A, \$40, \$60	78 groups - revenue generating rentals only		\$20, \$56, \$82 \$15, \$51, \$77 \$15, \$26, \$46 N/A, \$41, \$61	78 groups - revenue generating rentals only			\$21, \$58, \$85 \$16, \$53, \$80 \$16, \$27, \$48 N/A, \$42, \$65	78 groups - revenue generating rentals only			Unknown	Unknown
		(b) Theater Rental Rates	Commission Resolution No. 15628	No	\$30 3hrs., \$75 per day \$125 3hrs., \$200 per day \$250 3hrs., \$500 per day	38 groups paid theater rentals and 99 groups free users, total usage 14,000 people per year		\$51 3hrs., \$77 per day \$128 3hrs., \$205 per day \$256 3hrs., \$507 per day	38 groups paid theater rentals and 99 groups free users, total usage 14,000 people per year		\$53 3hrs., \$80 per day \$132 3hrs., \$213 per day \$265 3hrs., \$518 per day	38 groups paid theater rentals and 99 groups free users, total usage 14,000 people per year			Unknown	Unknown	

Item	Fee Status C/M/N	Description	Code Authorization	Auto CPT Adjst Y/N	2012-13 Fee	2012-13 Units (Est)	2012-13 Cont Recovery (Est)	2013-14 Fee (Recovery)	2013-14 Units (Est)	2013-14 Cont Recovery (Est)	2014-15 Fee (Recovery)	2014-15 Units (Est)	2014-15 Cont Recovery (Est)	Unit Start	Year of Last Increase	Fee Prior to Last Increase
		© Basement Leases to Golden Gate Model Railroad Club			\$250/year	Exhibit is open for the public to view on Sat. Fee needs to be increased		\$250/year								
15	C	Swimming Pool Fees	Park Code, Session 12.40	Yes		250,000 charge and 40,000 free	15.78%		250,000 charge and 40,000 free			15.03%			7/29/2005	Unknown
		Category:														
		Children Admission			\$1.00						\$1.00				\$1.00	\$0.50
		Adult Lesson			\$7.00						\$7.00				\$5.00	\$3.00
		Adult Admission			\$5.00						\$5.00				\$4.00	\$3.00
		Family Swim			N/A						N/A				N/A	\$5.00
		Children Lesson			\$2.00						\$2.00				\$2.00	\$1.00
		Senior Script			\$25 for 10 Sessions						\$24 for 10 Sessions				\$20 for 10 Sessions	\$18.75
		Adult Script			\$48 for 10 sessions						\$49 for 10 sessions				\$34 for 10 Sessions	\$28.00
		Adult Script			N/A						N/A				N/A	\$12.25
		Special/Economic Need Script			\$25 for 10 Sessions						\$24 for 10 Sessions				\$20 for 10 Sessions	\$15.00
		Child Script			N/A						N/A				N/A	\$15.00
		New Swimming Pool Fees structure														
		Toddler - (5-18)														
		Recreation Swim (including parent)			\$5.00						\$5.00				\$5.00	N/A
		Children - (5-18)														
		Monthly pass - not including lessons			\$17.00						\$18.00				\$15.00	N/A
		H2O Fitness			\$54 for 10 Sessions						\$56 for 10 Sessions				\$50 for 10 Sessions	N/A
		Learning to swim			\$37 for 10 Sessions						\$39 for 10 Sessions				\$35 for 10 Sessions	N/A
		Adult - (18-55)														
		Monthly pass - not including lessons			\$54.00						\$55.00				\$50.00	N/A
		Economic need, Monthly swimming pass - not including lessons or H2O Fitness			\$37.00						\$38.00				\$35.00	N/A
		H2O Fitness			\$54 for 10 Sessions						\$56 for 10 Sessions				\$50 for 10 Sessions	N/A
		Learning to swim			\$37 for 10 Sessions						\$39 for 10 Sessions				\$35 for 10 Sessions	N/A
		Seniors														
		Recreation use			\$4.00						\$4.00				\$4.00	N/A
		Lap use			\$4.00						\$4.00				\$4.00	N/A
		Monthly pass - not including lessons			\$38.00						\$39.00				\$35.00	N/A

Item	Fee / Sibling / C/M/N	Description	Code Authorization	Auto CPI Adj/af Y/N	2012-13 Fee	2012-13 Units (Est)	2012-13 Cost (Est)	2012-14 Fee (Rounded)**	2013-14 Units (Est)	2013-14 Cost Recovery (Est)	2014-15 Fee (Rounded)**	2014-15 Units (Est)	2014-15 Cost Recovery (Est)	Unit Basis	Year's Last Increase	Fee Payer to Last Increase
		H2O Fitness			\$54 for 10 Sessions			\$55 for 10 Sessions			\$56 for 10 Sessions				\$50 for 10 Sessions	N/A
		Learning to swim														N/A
		Family Plan														
		Monthly Swim pass for 1 adult & 2 children (not including lessons)			\$64.00			\$65.00			\$67.00				\$60.00	N/A
		Monthly Swim pass for 2 adult & 2 children (not including lessons)			\$108.00			\$110.00			\$114.00				\$100.00	N/A
		Lessons - (10 weeks - 10 Sessions)						\$0.00			\$0.00					N/A
		Pre-school / tiny tots (with parents)			\$54.00			\$55.00			\$57.00				\$50.00	N/A
		Learn to swim lesson (two week sessions)			\$10.00			\$10.00			\$10.00				\$10.00	N/A
		Semi-private (two to three students per instructor)			\$22 per half hour session, minimum 5 sessions			\$22 per half hour session, minimum 5 sessions			\$23 per half hour session, minimum 5 sessions				\$20 per half hour session, minimum 5 sessions	N/A
		Private lessons			\$32 per half hour session, minimum 5 sessions			\$33 per half hour session, minimum 5 sessions			\$34 per half hour session, minimum 5 sessions				\$30 per half hour session, minimum 5 sessions	N/A
		Scholarships			Up to 10% of total enrollment would be available for partial scholarships			Up to 10% of total enrollment would be available for partial scholarships			Up to 10% of total enrollment would be available for partial scholarships				Up to 10% of total enrollment would be available for partial scholarships	N/A
		Classes - these fees do not include the cost of material or certification costs														
		CPR			\$64.00			\$65.00			\$67.00				\$60.00	N/A
		First Aid			\$55.00			\$56.00			\$58.00				\$50.00	N/A
		Lifeguard Training			\$109.00			\$111.00			\$115.00				\$100.00	N/A
		Lifeguard Training - Challenge			\$44.00			\$45.00			\$47.00				\$40.00	N/A
		Tide-22			\$108.00			\$110.00			\$114.00				\$100.00	N/A
		Pet First Aid			\$37.00			\$38.00			\$39.00				\$35.00	N/A
		Scholarships			Up to 10% of total enrollment would be available for partial scholarships			Up to 10% of total enrollment would be available for partial scholarships			Up to 10% of total enrollment would be available for partial scholarships				Up to 10% of total enrollment would be available for partial scholarships	N/A
		Age Group / Masters swim teams			\$24 per hour of program (with coach certified in safety via Red Cross)			\$25 per hour of program (with coach certified in safety via Red Cross)			\$26 per hour of program (with coach certified in safety via Red Cross)				\$20 per hour of program (with coach certified in safety via Red Cross)	\$0.00
		Age group / Marionettes			\$46 per hour of program			\$47 per hour of program			\$49 per hour of program				\$40 per hour of program	basic entry fee of upwards of \$60 for two hours
		Master swim teams			\$46 per hour of program			\$47 per hour of program			\$49 per hour of program				\$40 per hour of program	basic entry fee of upwards of \$60 for two hours

Item	Fee Status	Fee Category	Description	Code Authorization	Auto CPI Adjust Y/N	2017-13 Fee (Roundup)	2017-13 Units (Est.)	2017-13 Conf. Receipt (Est.)	2013-14 Fee (Roundup)	2013-14 Units (Est.)	2013-14 Conf. Receipt (Est.)	2014-15 Fee (Roundup)	2014-15 Units (Est.)	2014-15 Conf. Receipt (Est.)	2014-15 Fee Prior to Last Increase	
			<i>Rentals (All rentals are a minimum of two hours)</i>													
			Community groups, Other City Agencies			Staffing Cost + \$54			Staffing Cost + \$55			Staffing Cost + \$57			Cost + \$50	N/A
			Birthday Package (3 hours) includes one recreation director to conduct activities, 1.5 hours of swimming of which 1 1/2 hour is private pool time, as well as the use of the multi-purpose room)													
			5 - 30 children			\$327.00			\$334.00			\$346.00			\$300.00	N/A
			31 - 50 children			\$436.00			\$446.00			\$462.00			\$400.00	N/A
			Commercial groups fees will not change.													
16	M		Summer Day Camp	Park Code, Section 12.15	Yes		3,200			3,200	55.68%				2004	
			Category:													
			Pine Lake Camp - SF Residents			\$110.00	865 (80% of capacity 1,080)		\$112.00	865 (80% of capacity 1,080)		\$116.00	865 (80% of capacity 1,080)		\$87.00	\$85.00
			Silver Tree Camp - SF Residents			\$110.00	1,080 (80% of capacity 1,350)		\$112.00	1,080 (80% of capacity 1,350)		\$116.00	1,080 (80% of capacity 1,350)		\$87.00	\$85.00
			Camp Gourmet - SF Residents			\$110.00	280 (100% of capacity)		\$112.00	280 (100% of capacity)		\$116.00	280 (100% of capacity)		\$87.00	\$85.00
			Athletic Day Camp (2 weeks total) - SF Residents			\$195.00	600 (80% of capacity 750)		\$197.00	600 (80% of capacity 750)		\$204.00	600 (80% of capacity 750)		\$174.00	\$170.00
			Pacific Art Camp (2 weeks total) - SF Residents			\$195.00	255 (85% of capacity 300)		\$197.00	255 (85% of capacity 300)		\$204.00	255 (85% of capacity 300)		\$174.00	\$170.00
			Pacific Art Camp (age 4 - 6) - SF Residents			\$48.00	50 (85% of capacity 60)		\$49.00	50 (85% of capacity 60)		\$51.00	50 (85% of capacity 60)		\$43.00	\$42.00
			Pine Lake Camp - Non-SF Residents			\$140.00	Approximately 2% of total enrollment		\$143.00	Approximately 2% of total enrollment		\$148.00	Approximately 2% of total enrollment		\$126.00	\$123.00
			Silver Tree Camp - Non-SF Residents			\$140.00	Approximately 2% of total enrollment		\$143.00	Approximately 2% of total enrollment		\$148.00	Approximately 2% of total enrollment		\$126.00	\$123.00
			Camp Gourmet - Non-SF Residents			\$140.00	Approximately 2% of total enrollment		\$143.00	Approximately 2% of total enrollment		\$148.00	Approximately 2% of total enrollment		\$126.00	\$123.00
			Athletic Day Camp (2 weeks total) - Non-SF Residents			\$279.00	Approximately 2% of total enrollment		\$285.00	Approximately 2% of total enrollment		\$295.00	Approximately 2% of total enrollment		\$252.00	\$246.00
			Pacific Art Camp (2 weeks total) - Non-SF Residents			\$279.00	Approximately 2% of total enrollment		\$285.00	Approximately 2% of total enrollment		\$295.00	Approximately 2% of total enrollment		\$252.00	\$246.00
			Pacific Art Camp (age 4 - 6) - Non-SF Residents			\$70.00	Approximately 2% of total enrollment		\$72.00	Approximately 2% of total enrollment		\$75.00	Approximately 2% of total enrollment		\$65.00	\$61.00

Item	Fee Status Change	Description	Park Code, Section 12.27	Auto CPT Adjust Y/N	2012-13 Fee	2012-13 Units (Est.)	2012-13 Cost Recovery (Est.)	2013-14 Fee (Roundup)	2013-14 Units (Est.)	2013-14 Cost Recovery (Est.)	2014-15 Fee (Roundup)	2014-15 Units (Est.)	2014-15 Cost Recovery (Est.)	Unit Bill	Year of Last Increase	Fee Prior to Last Increase
17	C	Sharon Art Studio Classes Fees	Park Code, Section 12.27	Yes			18.26%			17.47%			4/2/03	Unknown		
		Category:				Students/quarter										
		Adults - Ceramics Class			\$180.00	175		\$184.00	175		\$190.00	175			\$149.00	\$124.00
		Adults - Glass Class			\$141.00	80		\$144.00	80		\$149.00	80			\$108.00	\$90.00
		Adults - Jewelry-General Class			\$230.00	40		\$235.00	40		\$243.00	40			\$108.00	\$90.00
		Adults - Jewelry-Enamel Class			\$135.00	5		\$138.00	5		\$143.00	5			\$84.00	\$70.00
		Adults - Drawing-General Class			\$113.00	13		\$116.00	13		\$120.00	13			\$75.00	\$65.00
		Adults - Mosaics Class			\$95.00	10		\$97.00	10		\$100.00	10			\$60.00	\$50.00
		Adults - Life Drawing			\$65.00	28		\$66.00	28		\$68.00	28			\$48.00	\$40.00

PROGRAM - NEIGHBORHOOD SERVICES

Item	Fee Status Change	Description	Park Code, Section 12.30	Auto CPT Adjust Y/N	2012-13 Fee	2012-13 Units (Est.)	2012-13 Cost Recovery (Est.)	2013-14 Fee (Roundup)	2013-14 Units (Est.)	2013-14 Cost Recovery (Est.)	2014-15 Fee (Roundup)	2014-15 Units (Est.)	2014-15 Cost Recovery (Est.)	Unit Bill	Year of Last Increase	Fee Prior to Last Increase
1	C	Latchkey Program	Park Code, Section 12.30	Yes			11.16%			10.89%					5/30/2003	Unknown
		Category:														
		School Year (Monday - Friday)			\$54 per month	400 Students		\$55 per month	400 Students		\$56 per month	400 Students			\$50.00	
		Summer (Monday - Friday)			\$90 per participant per session	1,150 Students		\$92 per participant per session	1,150 Students		\$94 per participant per session	1,150 Students			\$80.00	
2	C	Tinytoys Program	Park Code, Section 12.39	Yes			11.16%			10.89%					7/29/05	Unknown
		Category:														
		Traditional Tiny Toys			\$53.00 for 10 visit			\$54 for 10 visit			\$55 for 10 visit				30	
		Play Groups			\$5.00 for drop in or \$22.00 for 10 visits			\$5.00 for drop in or \$22.00 for 10 visits			\$5.00 for drop in or \$23.00 for 10 visits				\$5/\$20	
		Kids' Gym			\$4.00 for drop in or \$32.00 for 10 visit			\$4.00 for drop in or \$32.00 for 10 visit			\$4.00 for drop in or \$33.00 for 10 visit				\$4/\$30	
		Arts and Crafts			\$4.00 for drop in or \$31.00 for 10 visit			\$4.00 for drop in or \$31.00 for 10 visit			\$4.00 for drop in or \$32.00 for 10 visit				\$4/\$30	
		Special Programs			\$5.00 for drop in or \$22.00 for 10 visits			\$5.00 for drop in or \$22.00 for 10 visits			\$5.00 for drop in or \$23.00 for 10 visits				\$3/\$20	
2	C	Recreation Program Fees	Park Code, Section 12.44	Yes			11.16%			10.89%						

Item	Fee Status C/M/A	Description	Code Authorization	Auto CPT Adjust Y/N	2013-13 Fee	2012-13 Units (Est)	2012-13 Cont Recovery (Est)	2013-14 Fee (Remaining)	2013-14 Units (Est)	2013-14 Cont Recovery (Est)	2014-15 Fee (Remaining)	2014-15 Units (Est)	2014-15 Cont Recovery (Est)	Unit Basis	Year of Last Disease	Fee Prior to Last Increase
		Level			1, 2, 3, 4, 5											Unknown
		Step 1			25, 1.50, 4.00, 12.00			25, 1.50, 4.00, 12.00			25, 1.50, 4.00, 12.00					
		Step 2			.50, 1.75, 5.00, 16.00			.50, 1.75, 5.00, 16.00			.50, 1.75, 5.00, 17.00					
		Step 3			.75, 2.00, 6.00, 20.00			.75, 2.00, 6.00, 20.00			.75, 2.00, 6.00, 21.00					
		Step 4			1.00, 2.25, 7.00, 24.00			1.00, 2.25, 7.00, 24.00			1.00, 2.25, 7.00, 25.00					
		Step 5			1.25, 3.00, 8.00, 28.00			1.25, 3.00, 8.00, 29.00			1.25, 3.00, 8.00, 29.00					

PROGRAM - CAMP MATHER																
Item	Code	Description	Code Authorization	Auto CPT Adjust Y/N	2013-13 Fee	2012-13 Units (Est)	2012-13 Cont Recovery (Est)	2013-14 Fee (Remaining)	2013-14 Units (Est)	2013-14 Cont Recovery (Est)	2014-15 Fee (Remaining)	2014-15 Units (Est)	2014-15 Cont Recovery (Est)	Unit Basis	Year of Last Disease	Fee Prior to Last Increase
1	C	Camp Mather Fees				1,150 groups, 5,370 people						1,150 groups, 5,370 people	85.76%			
		(a) San Francisco Residents	Park Code, Section 12.01	Yes						90.04%						
		2 Person Cabin Size - Nightly Rate			\$81.00	0		\$83.00	0		\$86.00	0				\$76.00
		2 Person Cabin Size - Weekly Rate			\$444.00	176		\$454.00	176		\$470.00	176				\$413.00
		3 Person Cabin Size - Nightly Rate			\$107.00	0		\$109.00	0		\$113.00	0				\$100.00
		3 Person Cabin Size - Weekly Rate			\$602.00	474		\$615.00	474		\$637.00	474				\$561.00
		4 Person Cabin Size - Nightly Rate			\$133.00	0		\$136.00	0		\$141.00	0				\$125.00
		4 Person Cabin Size - Weekly Rate			\$743.00	672		\$759.00	672		\$786.00	672				\$692.00
		5 Person Cabin Size - Nightly Rate			\$159.00	0		\$163.00	0		\$169.00	0				\$148.00
		5 Person Cabin Size - Weekly Rate			\$867.00	1,140		\$886.00	1,140		\$917.00	1,140				\$809.00
		6 Person Cabin Size - Nightly Rate			\$194.00	0		\$198.00	0		\$205.00	0				\$181.00
		6 Person Cabin Size - Weekly Rate			\$974.00	1,758		\$996.00	1,758		\$1,031.00	1,758				\$907.00
		4 Person Tent Size - Nightly Rate			\$35.00	0		\$36.00	0		\$37.00	0				\$35.00
		4 Person Tent Size - Weekly Rate			\$176.00	240		\$180.00	240		\$186.00	240				\$164.00
		6 Person Tent Size - Nightly Rate			\$47.00	0		\$48.00	0		\$50.00	0				\$44.00
		6 Person Tent Size - Weekly Rate			\$229.00	840		\$234.00	840		\$242.00	840				\$214.00
		(b) Non Residents	Park Code, Section 12.01	Yes												
		2 Person Cabin Size - Nightly Rate			\$89.00	0		\$91.00	0		\$94.00	0				\$83.00
		2 Person Cabin Size - Weekly Rate			\$551.00	4		\$543.00	4		\$562.00	4				\$495.00
		3 Person Cabin Size - Nightly Rate			\$124.00	0		\$127.00	0		\$131.00	0				\$115.00
		3 Person Cabin Size - Weekly Rate			\$736.00	6		\$752.00	6		\$778.00	6				\$686.00
		4 Person Cabin Size - Nightly Rate			\$151.00	0		\$154.00	0		\$159.00	0				\$141.00
		4 Person Cabin Size - Weekly Rate			\$885.00	8		\$905.00	8		\$937.00	8				\$825.00

Item	Fee Status C/M/W	Description	Code Amputation	Age CPI Adjust Y/N	2012-13 Fee	2012-13 Units (Est)	2012-13 Cost Recovery (Est)	2013-14 Fee (Revised)**	2013-14 Units (Est)	2013-14 Cost Recovery (Est)	2014-15 Fee (Revised)**	2014-15 Units (Est)	2014-15 Cost Recovery (Est)	Unit - Year of Last Increase	Fee Prior to Last Increase
		5 Person Cabin Size - Nightly Rate			\$177.00	0		\$181.00	0		\$187.00	0			\$165.00
		5 Person Cabin Size - Weekly Rate			\$1,056.00	10		\$1,059.00	10		\$1,096.00	10			\$965.00
		6 Person Cabin Size - Nightly Rate			\$205.00	0		\$210.00	0		\$217.00	0			\$191.00
		6 Person Cabin Size - Weekly Rate			\$1,187.00	42		\$1,215.00	42		\$1,255.00	42			\$1,107.00
		4 Person Tent Size - Nightly Rate			\$46.00	0		\$47.00	0		\$49.00	0			\$43.00
		4 Person Tent Size - Weekly Rate			\$231.00	0		\$236.00	0		\$244.00	0			\$215.00
		6 Person Tent Size - Nightly Rate			\$59.00	0		\$60.00	0		\$62.00	0			\$55.00
		6 Person Tent Size - Weekly Rate			\$309.00	0		\$316.00	0		\$327.00	0			\$288.00
		(g) Senior Camp (Age 55+, includes cabin & meals for 4 days/nights & roundtrip transportation from SF)	Park Code, Section 12.01												Unknown
		Residents			\$250.00			\$255.00			\$264.00				\$247.00
		Non-Residents			\$258.00			\$264.00			\$273.00				\$271.00
		(d) Cancellation and Processing Fees	Park Code, Section 12.01												Unknown
		Cancellation 30 days prior to reservation date			\$50 or half the deposit			\$51 or half the deposit			\$53 or half the deposit				\$50 or half the deposit
		Cancellation less than 30 days prior to reservation date			\$100 or the entire deposit			\$102 or the entire deposit			\$106 or the entire deposit				\$100 or the entire deposit
		Cancellation after final payment			50% of total fees, plus the entire deposit			50% of total fees, plus the entire deposit			50% of total fees, plus the entire deposit				50% of total fees, plus the entire deposit
		Late payment penalty			5% on total amount due			5% on total amount due			5% on total amount due				5% on total amount due
		Change of reservation			\$15.00			\$15.00			\$16.00				\$15.00
		Unauthorized overnight stay at camp			\$75.00			\$77.00			\$80.00				\$75.00
		Late check-out	Park Code, Section 12.02		\$75.00			\$77.00			\$80.00				\$75.00
		Day Use Fees		Yes		N/A			N/A			N/A			4/1/2005
		Adult (Age 15 years plus)			\$14.00			\$14.00			\$14.00				\$12.00
		Youth (Ages 2 to 12 years)			\$7.00			\$7.00			\$7.00				\$6.00
		Infant (Under age 2)			\$0.00			\$0.00			\$0.00				\$0.00
		Meal Fees - Overnight guests	Park Code, Section 12.03	Yes											4/1/2005
		Adult (Age 15 years plus) - Daily Rate			\$55.00			\$56.00			\$57.00				\$24.00
		Adult (Age 15 years plus) - Weekly Rate			\$222.00			\$227.00			\$233.00				\$152.00
		Youth (Ages 6 to 12 years) - Daily Rate			\$19.00			\$19.00			\$20.00				\$12/15/14
		Youth (Ages 6 to 12 years) - Weekly Rate			\$129.00			\$132.00			\$137.00				\$85/89/1

Fee Status CDMN	Description	Code Subpart	Age CPT Admitt Y/N	2012-13 Fee	2012-13 Unit (E+)	2012-13 Cost Recovery (E+)	2013-14 Fee (Revised)	2013-14 Unit (E+)	2013-14 Cost Recovery (E+)	2014-15 Fee (Revised)	2014-15 Unit (E+)	2014-15 Cost Recovery (E+)	Unit Base	Year of Last Increase	Fee Prior to Last Increase
	Infant (Under age 2) - Daily Rate			\$0.00			\$0.00			\$0.00					\$0.00
	Infant (Under age 2) - Weekly Rate			\$0.00			\$0.00			\$0.00					\$0.00
	(c) Meal Fees - Transient guests	Park Code, Section 12.03	Yes			N/A								4/1/2005	
	Adult (Age 13 years plus) - Breakfast / Lunch			\$14.00			\$14.00			\$14.00					\$10.00
	Adult (Age 13 years plus) - Dinner			\$19.00			\$19.00			\$20.00					\$13.00
	Youth (Age 2 to 12 years) - Breakfast / Lunch			\$8.00			\$8.00			\$8.00					\$6.00
	Youth (Age 2 to 12 years) - Dinner			\$13.00			\$13.00			\$13.00					\$9.00
	Infant (Under age 2) - Breakfast / Lunch			\$0.00			\$0.00			\$0.00					\$0.00
	Infant (Under age 2) - Dinner			\$0.00			\$0.00			\$0.00					\$0.00
	(f) Low income fee reduction - 50% reduction for SF Residents meeting income requirements Section 12.04	Park Code, Section 12.04	Yes												

Note: The Fee & Park Commission is authorized to establish SF residing families who meet low income eligibility. To satisfy income limit requirements, the applicant's household annual income levels must be at or lower than the amounts below.

Family of 2 - \$27,450, Family of 3 - \$30,850, Family of 4 - \$34,300, Family of 5 - \$37,050, and Family of 6 - \$39,800

PROGRAM - GOLF

1	C	Fleming Golf Green Fees	Park Code, Section 12.12	Yes	45,000	45,000	51.13%	45,000	48.70%	45,000	48.70%				
		Category: Weekdays - Mon-Thurs, Weekends - Fri-Sun													
		Resident with card, Weekdays			\$23.00		\$24.00			\$25.00					\$17.00
		Resident with card, Weekends			\$25.00		\$26.00			\$27.00					\$19.00
		Nonresident, Weekdays			\$28.00		\$29.00			\$30.00					\$22.00
		Nonresident, Weekends			\$33.00		\$34.00			\$35.00					\$27.00
		Junior, Weekdays			\$12.00		\$12.00			\$12.00					\$7.00
		Junior, Weekends			\$16.00		\$16.00			\$17.00					\$10.00
		Senior, Weekdays			\$17.00		\$17.00			\$18.00					\$11.00
		Senior, Weekends			\$22.00		\$22.00			\$23.00					\$16.00
		Tournament, Weekdays			\$53.00		\$54.00			\$55.00					\$27.00
		Tournament, Weekends			\$44.00		\$45.00			\$47.00					\$33.00
		Replay Weekdays/Weekends			\$12.00		\$12.00			\$12.00					\$8.00
		Harding Golf Green Fees	Park Code, Section 12.12	Yes		72,500		72,500	42.78%		72,500	50.76%		9/1/2006	
		Category:													
		Resident with card, Weekdays			\$52.00		\$53.00			\$55.00					\$46.00
		Resident with card, Weekends			\$66.00		\$67.00			\$69.00					\$46.00
		Northern California Resident - Weekdays			\$90.00		\$92.00			\$95.00					\$82.00
		Northern California Resident, Weekends			\$100.00		\$102.00			\$106.00					\$94.00
		Standard, Weekdays			\$155.00		\$158.00			\$164.00					\$125.00
		Standard, Weekends			\$175.00		\$179.00			\$185.00					\$138.00

Item	Fee Status	Fee	COM/IN	Description	Code Authorization	Also CPT? Adjust Y/N	2012-13 Fee	2012-13 Units (Est)	2012-13 Cost Recovery (Est)	2013-14 Fee (Roundup)	2013-14 Units (Est)	2013-14 Cost Recovery (Est)	2014-15 Res (Roundup)	2014-15 Units (Est)	2014-15 Cost Recovery (Est)	2014-15 Fee	2014-15 Units (Est)	2014-15 Cost Recovery (Est)	Year of Last Increase	Fee Prior to Last Increase
				Junior, Weekdays			\$20.00			\$20.00			\$21.00			\$21.00				\$15.00
				Junior, Weekends			\$25.00			\$26.00			\$27.00			\$27.00				\$20.00
				Senior Resident - Weekdays			\$57.00			\$38.00			\$39.00			\$39.00				\$31.00
				Senior Resident - Weekends			\$66.00			\$67.00			\$69.00			\$69.00				\$59.00
				Resident Twilight, Weekdays			\$41.00			\$42.00			\$43.00			\$43.00				\$35.00
				Resident Twilight, Weekends			\$50.00			\$51.00			\$53.00			\$53.00				\$44.00
				Northern California Twilight, Weekdays			\$71.00			\$73.00			\$76.00			\$76.00				\$69.00
				Northern California Twilight, Weekends			\$80.00			\$82.00			\$85.00			\$85.00				\$79.00
				Standard Twilight, Weekdays			\$85.00			\$87.00			\$90.00			\$90.00				\$105.00
				Standard Twilight, Weekends			\$100.00			\$102.00			\$106.00			\$106.00				\$155.00
				Tournament, Weekdays			\$125.00			\$128.00			\$132.00			\$132.00				\$115.00
				Tournament, Weekends			\$135.00			\$138.00			\$143.00			\$143.00				\$135.00
				Northern California Offseason/Aerification ¹ Weekdays																\$79.00
				Northern California Offseason/Aerification ² Weekends																\$89.00
				Tournament Offseason/Aerification Weekdays																\$84.00
				Tournament Offseason/Aerification Weekends																\$94.00
				Standard Offseason/Aerification Weekdays																\$115.00
				Standard Offseason/Aerification Weekends																\$155.00
				Northern California Super Twilight Weekdays																\$45.00
				Northern California Super Twilight Weekends																\$55.00
				Note: The Northern California is comprised of Alameda, Contra Costa, Marin, San Mateo, Santa Clara, Santa Cruz, Solano, Sonoma, Del Norte, Siskiyou, Modoc, Humboldt, Trinity, Shasta, Lassen, Plumas, Tehama, Mendocino, Lake, Glenn, Butte, Sierra, Colusa, Sutter, Yuba, Nevada, Placer, Napa, Yolo, Sacramento, El Dorado, San Joaquin, Amador, Alpine, Calaveras, Stanislaus, Tuolumne, Mariposa, Monterey, San Benito, Merced, Fresno and Tulare Counties.																
				Off Season is from December 1 to the last day of February. Aerification is from the first day that major green aerifications starts until 7 days after completion.																
3	C			Golden Gate Golf Green Fees	Park Code, Section 12.16	Yes		45,000			45,000	39.67%		45,000			45,000	37.78%		
				Category:																
				Non-Resident - Weekdays			\$16.00			\$16.00			\$16.00			\$16.00				\$13.00
				Non-Resident - Weekends			\$20.00			\$20.00			\$20.00			\$20.00				\$17.00
				Resident - Weekdays			\$12.00			\$12.00			\$12.00			\$12.00				\$10.00
				Resident - Weekends			\$14.00			\$14.00			\$14.00			\$14.00				\$12.00
				Senior - Weekdays			\$9.00			\$9.00			\$9.00			\$9.00				\$7.00
				Senior - Weekends			\$12.00			\$12.00			\$12.00			\$12.00				\$9.00
				Junior - Weekdays			\$6.00			\$6.00			\$6.00			\$6.00				\$4.00
				Junior - Weekends & Holidays			\$8.00			\$8.00			\$8.00			\$8.00				\$6.00
				Student			\$0.00			\$0.00			\$0.00			\$0.00				\$0.00

Item	Fee Status C/M/N	Description	Code Authorization	Auto CFI Adjust Y/N	2012-13 Fee	2012-13 Units (Est.)	2012-13 Cost Recovery (Est.)	2013-14 Fee (Rounded)	2013-14 Units (Est.)	2013-14 Cost Recovery (Est.)	2014-15 Fee (Rounded)	2014-15 Units (Est.)	2014-15 Cost Recovery (Est.)	Year of Last Increase	Unit Basis	Fee Prior to Last Increase
		Twilight - Weekdays			\$9.00			\$9.00			\$9.00					\$7.00
		Twilight - Weekends & Holidays			\$10.00			\$10.00			\$10.00					\$8.00
		Tournament - Weekdays			\$19.00			\$19.00			\$20.00					\$16.00
		Tournament - Weekends & Holidays			\$27.00			\$28.00			\$29.00					\$24.00
4	C	Lincoln Golf Green Fees	Park Code, Section 12.13	Yes		41,000	59.06%		41,000	59.06%		41,000	56.25%	2005		
		Category:														
		Non Resident - Weekdays			\$41.00			\$42.00			\$43.00					\$31.00
		Non Resident - Weekends & Holidays			\$45.00			\$46.00			\$48.00					\$35.00
		Resident - Weekdays			\$25.00			\$26.00			\$27.00					\$20.00
		Resident - Weekends & Holidays			\$30.00			\$31.00			\$32.00					\$24.00
		Senior Resident - Weekdays			\$15.00			\$15.00			\$16.00					\$11.00
		Senior Resident - Weekends & Holidays			\$25.00			\$24.00			\$25.00					\$19.00
		Junior Resident - Weekdays			\$13.00			\$13.00			\$13.00					\$10.00
		Junior Resident - Weekends & Holidays			\$18.00			\$18.00			\$19.00					\$19.00
		Student			\$0.00			\$0.00			\$0.00					\$0.00
		Back 9 - Weekdays			\$14.00			\$14.00			\$14.00					\$10.00
		Back 9 - Weekends & Holidays			\$19.00			\$19.00			\$20.00					\$14.00
		Twilight - Weekdays			\$23.00			\$24.00			\$25.00					\$19.00
		Twilight - Weekends & Holidays			\$29.00			\$30.00			\$31.00					\$23.00
		Tournament - Weekdays			\$47.00			\$48.00			\$50.00					\$37.00
		Tournament - Weekends & Holidays			\$57.00			\$58.00			\$60.00					\$45.00
5	C	Sharp Park Golf Green Fees	Park Code, Section 12.14	Yes		51,000	58.43%		51,000	58.43%		51,000	55.64%	2005		
		Category:														
		Non Resident - Weekdays			\$41.00			\$42.00			\$43.00					\$31.00
		Non Resident - Weekends & Holidays			\$45.00			\$46.00			\$48.00					\$35.00
		Resident - Weekdays			\$25.00			\$26.00			\$27.00					\$20.00
		Resident - Weekends & Holidays			\$30.00			\$31.00			\$32.00					\$24.00
		Senior Resident - Weekdays			\$15.00			\$15.00			\$16.00					\$11.00
		Senior Resident - Weekends & Holidays			\$23.00			\$24.00			\$25.00					\$19.00
		Junior Resident - Weekdays			\$13.00			\$13.00			\$13.00					\$10.00
		Junior Resident - Weekends & Holidays			\$18.00			\$18.00			\$19.00					\$19.00
		Student			\$0.00			\$0.00			\$0.00					\$0.00
		Back 9 - Weekdays			\$14.00			\$14.00			\$14.00					\$10.00

Item	Fee Stmt C/P/M/A	Description	Code Authorization	Auto CPY Admitt Y/N	2012-13 Fee	2012-13 Units (Est.)	2012-13 Cost Recovery (Est.)	2013-14 Fee (Revised)	2013-14 Units (Est.)	2013-14 Cost Recovery (Est.)	2014-15 Fee (Revised)	2014-15 Units (Est.)	2014-15 Cost Recovery (Est.)	Unit Basis	Year of Last Increase	Fee Prior to Last Increase
		Back 9 - Weekends & Holidays			\$19.00			\$19.00			\$20.00					\$16.00
		Twilight - Weekdays			\$23.00			\$24.00			\$25.00					\$19.00
		Twilight - Weekends & Holidays			\$29.00			\$30.00			\$31.00					\$25.00
		Tournament - Weekdays			\$47.00			\$48.00			\$50.00					\$40.00
		Tournament - Weekends & Holidays			\$57.00			\$58.00			\$60.00					\$49.00

PROGRAM - YACHT HARBOR

Item	Code	Description	Park Code	Section	Auto CPY Admitt Y/N	2012-13 Fee	2012-13 Units (Est.)	2012-13 Cost Recovery (Est.)	2013-14 Fee (Revised)	2013-14 Units (Est.)	2013-14 Cost Recovery (Est.)	2014-15 Fee (Revised)	2014-15 Units (Est.)	2014-15 Cost Recovery (Est.)	Unit Basis	Year of Last Increase	Fee Prior to Last Increase
1	C	Marina Fees															
		(e) Permanent Berth Fees															
		West Harbor	Park Code	Section 12.11	No		Occupied Berths / Total Berths										2007
		00' - 25'				\$11.61	19 occupied / 19 available		\$12.00	19 occupied / 19 available		\$12.00	19 occupied / 19 available				\$472.00
		30' - 35'				\$11.77	59 occupied / 65 available		\$12.00	59 occupied / 65 available		\$12.00	59 occupied / 65 available				\$595.00
		40' - 45'				\$14.28	65 occupied / 71 available		\$15.00	65 occupied / 71 available		\$16.00	65 occupied / 71 available				\$720.00
		50' - 70'				\$14.60	22 occupied / 22 available		\$15.00	22 occupied / 22 available		\$16.00	22 occupied / 22 available				\$840.00
		80' - 90'				\$14.91	75 occupied / 75 available		\$15.00	75 occupied / 75 available		\$16.00	75 occupied / 75 available				\$1,165.00
							25 occupied / 25 available			25 occupied / 25 available			25 occupied / 25 available				\$1,310.00
							17 occupied / 17 available			17 occupied / 17 available			17 occupied / 17 available				\$1,488.00
							26 occupied / 26 available			26 occupied / 26 available			26 occupied / 26 available				\$1,786.00
							2 occupied / 2 available			2 occupied / 2 available			2 occupied / 2 available				\$2,432.00
							4 occupied / 4 available			4 occupied / 4 available			4 occupied / 4 available				\$2,756.00
		East Harbor	Park Code	Section 12.11	No	4% Increase											2005
		00' - 25'				\$8.69	12 occupied / 20 available		\$9.00	12 occupied / 20 available		\$9.00	12 occupied / 20 available				
		30' - 35'				\$8.82	124 occupied / 151 available		\$9.00	124 occupied / 151 available		\$9.00	124 occupied / 151 available				
		(b) Deposits	Park Code	Section 12.11	No												
		Berth				One Month Rent											
		Electric Adapter				\$125.00			\$128.00			\$132.00					\$125.00
		Hazardous Material or Removal Fee				\$150.00			\$155.00			\$158.00					
		Key for Visiting Boaters				\$50 per day			\$51 per day			\$52 per day					
		(c) Guest Dock	Park Code	Section 12.11	No												
		0' - 50'				\$1.50			\$2.00			\$2.00					
		Commercial Dock Fee				\$2.50 per foot & \$1.00 per person			\$3.00 per foot & \$1.00 per person			\$3.00 per foot & \$1.00 per person					

Item	Fee Status (CPM)	Description	Code Authorization	Auto CP1 Adjust Y/N	2012-12 Fee (Monthly)	2012-13 Units (Est.)	2012-13 Cost Recovery (Est.)	2013-14 Fee (Monthly)**	2013-14 Units (Est.)	2013-14 Cost Recovery (Est.)	2014-15 Fee (Monthly)**	2014-15 Units (Est.)	2014-15 Cost Recovery (Est.)	Unit Basis	Year of Last Increase	Fee Prior to Last Increase
		(d) Parking	Park Code Section 12.11	No											2005	
		Berth Parking for Owners and Partners Only - Two Stickers			Free			Free							Free	
		Berth Parking for Owners and Partners Only - Adm. Stickers			\$120 Annually			\$127 Annually							\$120 Annually	
		Daily Parking, Crew & Non-Owner			\$7.50 per day			\$8.00 per day							\$7.50 per day	
		Special Event Parking			\$7.50 per day			\$8.00 per day							\$7.50 per day	
		Trailer/Dingy Parking, for Regatta etc.			\$7.50 per day			\$8.00 per day							\$7.50 per day	
		(e) Purchase Fees														
		Key Purchase (Berth holders, Partners & Families)			\$25 per key			\$26 per key							\$25 per key	\$20 per key
		(f) Services	Park Code, Section 12.11	No											2005	2000
		Chain Fee (delinquent fees, unauthorized vessels)			\$50 per incident			\$51 per incident							\$50 per incident	
		Citation Courtesy/Notices			50% of cite fee			50% of cite fee							50% of cite fee	
		Daily Impound			\$50 per day			\$51 per day							\$50 per day	
		Dock Box Cleaning Fee			\$50.00 (from Haz Mat Deposit)			\$51.00 (from Haz Mat Deposit)							\$50.00 (from Haz Mat Deposit)	
		Hydro Hoist Surcharge			40% of monthly berth fee			40% of monthly berth fee							40% of monthly berth fee	
		Impound			\$150 per incident			\$153 per incident							\$150 per incident	
		Harbor Line Installation			\$30 per line			\$31 per line							\$30 per line	\$25.00
		Labor			\$50 per incident or \$75 per hour, whichever is greater			\$51 per incident or \$77 per hour, whichever is greater							\$50 per incident or \$75 per hour, whichever is greater	
		Late Fees			10% of initial fee			10% of initial fee							10% of initial fee	
		Pump Out - sewage			\$5 per incident			\$5 per incident							\$5 per incident	
		Pump Out - Water			\$75 for first incident; \$125 for subsequent incidents			\$77 for first incident; \$125 for subsequent incidents							\$75 for first incident; \$125 for subsequent incidents	\$50 for first incident; \$100 for subsequent incidents
		Slip Transfer Fee (Determined by size of berth or vessel, whichever is greater)														
		20'-35'			\$150.00			\$153.00							\$150.00	
		36'-45'			\$200.00			\$204.00							\$200.00	
		46' & up			\$75.00			\$77.00							\$75.00	

Item	Fee Status	Fee	Description	Code Authorization	Auto CPI Adjust Y/N	2013-13 Fee	2013-13 Unit (Est)	2012-13 Cont Recovery (Est)	2013-14 Cont Recovery (Est)	2013-14 Unit (Est)	2013-14 Fee (Rounded)**	2014-15 Unit (Est)	2014-15 Cont Recovery (Est)	2014-15 Fee (Rounded)**	2014-15 Unit (Est)	2014-15 Cont Recovery (Est)	Year of Last Increase	Fee Prior to Last Increase	
			Towing			\$75.00					\$77.00			\$80.00				\$75.00	\$50.00
			Towing (harbor to harbor)			\$100.00					\$102.00			\$106.00				\$100.00	
			(b) Storage	Park Code, Section 12.11	No														
			Dock Box - additional (first box free)			\$15 per month					\$15 per month			\$16 per month			\$15 per month	\$100.00	
			Multi-hull Surcharge			additional 40% of monthly berth fee					additional 40% of monthly berth fee			additional 40% of monthly berth fee			additional 40% of monthly berth fee		
			Skiff, less than 20' and no power or dock box			\$100 per month					\$102 per month			\$106 per month			\$100 per month	\$100.00	
			Small Boat Rack (Dinghy, kayak or canoe)			\$25 per month					\$26 per month			\$27 per month			\$25 per month		
			Storage Lockers			\$25 per month					\$26 per month			\$27 per month			\$25 per month		
			(b) Wait List Fee			\$75 per year					\$77 per year			\$78 per year			\$75 per year	\$100.00	

Fee Status: C - Continuing
M - Modified
N - New

Notes:
** If Auto CPI adjustment = Yes, FY 2013-14 and FY 2014-15 Fee will be automatically generated based on the inflation factor determined by the Controller.
If Auto CPI adjustment = No, FY 2013-14 and FY 2014-15 Fee will remain the same as previous year or entered by dept according to Code Authorization.

CALIFORNIA NEWSPAPER SERVICE BUREAU

DAILY JOURNAL CORPORATION

Mailing Address : 915 E FIRST ST, LOS ANGELES, CA 90012
Telephone (213) 229-5300 / Fax (213) 229-5481
Visit us @ WWW.LEGALADSTORE.COM

Victor Young
S.F. BD OF SUPERVISORS (OFFICIAL NOTICES)
1 DR CARLTON B GOODLETT PL #244
SAN FRANCISCO, CA 94102

COPY OF NOTICE

Notice Type: GPN GOVT PUBLIC NOTICE
Ad Description: vy Budget and Finance - Fee Ad - 130550 - Police

To the right is a copy of the notice you sent to us for publication in the SAN FRANCISCO CHRONICLE. Please read this notice carefully and call us with any corrections. The Proof of Publication will be filed with the Clerk of the Board. Publication date(s) for this notice is (are):

06/09/2013 , 06/15/2013

Daily Journal Corporation

Serving your legal advertising needs throughout California. Call your local

BUSINESS JOURNAL, RIVERSIDE	(951) 784-0111
DAILY COMMERCE, LOS ANGELES	(213) 229-5300
LOS ANGELES DAILY JOURNAL, LOS ANGELES	(213) 229-5300
ORANGE COUNTY REPORTER, SANTA ANA	(714) 543-2027
SAN DIEGO COMMERCE, SAN DIEGO	(619) 232-3486
SAN FRANCISCO DAILY JOURNAL, SAN FRANCISCO	(800) 640-4829
SAN JOSE POST-RECORD, SAN JOSE	(408) 287-4866
THE DAILY RECORDER, SACRAMENTO	(916) 444-2355
THE INTER-CITY EXPRESS, OAKLAND	(510) 272-4747

CNS 2495991

NOTICE OF PUBLIC HEARING BUDGET AND FINANCE COMMITTEE SAN FRANCISCO BOARD OF SUPERVISORS JUNE 19, 2013 - 10:00 A.M. LEGISLATIVE CHAMBER, ROOM 250, CITY HALL

1 DR. CARLTON B. GOODLETT
PLACE, SAN FRANCISCO, CA 94102
NOTICE IS HEREBY GIVEN THAT the Budget and Finance Committee will hold a public hearing to consider the following proposal and said public hearing will be held as follows, at which time all interested parties may attend and be heard:

File No. 130550. Ordinance amending the Police Code, Article 24, Section 2404.1 to increase the fee for a Street Artist Certificate in accordance with the applicable Consumer Price Index when necessary in order to ensure recovery of the costs of administering and enforcing the provisions of the Street Artists Ordinance; and making environmental findings.

If the legislation passes, the current fees of \$166.02 for quarterly Street Artist Certificates and \$664.08 for annual Street Artist Certificates will be subject to the following provision beginning with FY2013-2014:

The Controller shall, without further action by the Board of Supervisors, adjust the fees by an amount that does not exceed changes in the United States Department of Labor and Bureau of Labor Statistics Consumer Price Index for San Francisco (the "Department of Labor CPI"), or a comparable appropriate Consumer Price Index if the Department of Labor CPI is eliminated or superseded, provided that in no event may the adjusted fee exceed the Arts Commission's costs of administering and enforcing the provisions of Police Code, Article 24, (the "Street Artists Ordinance"). Notwithstanding the procedures set forth in this Section, the Board of Supervisors, in its discretion, may modify the fees by Ordinance at any time.

In accordance with San Francisco Administrative Code, Section 67.7-1, persons who are unable to attend the hearing on this matter may submit written comments to the City prior to the time the hearing begins. These comments will be made a part of the official public record and shall be brought to the attention of the Members of the Committee. Written comments should be addressed to Angela Calvillo, Clerk of the Board, Room 244, City Hall, 1 Dr. Carlton B. Goodlett Place, San Francisco, CA 94102. Information relating to the proposed fee is available in the Office of the Clerk of the Board. Agenda information relating to this matter will be available for public review on Friday, June 14, 2013.

Angela Calvillo, Clerk of the Board



* A 0 0 0 0 0 3 1 0 1 3 9 0 *

BOARD of SUPERVISORS



City Hall
1 Dr. Carlton B. Goodlett Place, Room 244
San Francisco 94102-4689
Tel. No. 554-5184
Fax No. 554-5163
TDD/TTY No. 554-5227

NOTICE OF PUBLIC HEARING

BUDGET AND FINANCE COMMITTEE

SAN FRANCISCO BOARD OF SUPERVISORS


NOTICE IS HEREBY GIVEN THAT the Budget and Finance Committee will hold a public hearing to consider the following proposal and said public hearing will be held as follows, at which time all interested parties may attend and be heard:

- Date:** Wednesday, June 19, 2013
- Time:** 10:00 a.m.
- Location:** Legislative Chamber, located at City Hall
1 Dr. Carlton B. Goodlett Place, San Francisco, CA
- Subject:** File No. 130550. Ordinance amending the Police Code by amending Article 24, Section 2404.1 to increase the fee for a Street Artist Certificate in accordance with the applicable Consumer Price Index when necessary in order to ensure recovery of the costs of administering and enforcing the provisions of the Street Artists Ordinance; and making environmental findings.

If the legislation passes, the current fees of \$166.02 for quarterly Street Artist Certificates and \$664.08 for annual Street Artist Certificates will be subject to the following provision beginning with FY2013-2014:


The Controller shall, without further action by the Board of Supervisors, adjust the fees by an amount that does not exceed changes in the United States Department of Labor and Bureau of Labor Statistics Consumer Price Index for San Francisco (the "Department of Labor CPI"), or a comparable appropriate Consumer Price Index if the Department of Labor CPI is eliminated or superseded, provided that in no event may the adjusted fee exceed the Arts Commission's costs of administering and enforcing the provisions of Police Code, Article 24, (the "Street Artists Ordinance"). Notwithstanding the procedures set forth in this Section, the Board of Supervisors, in its discretion, may modify the fees by Ordinance at any time.

In accordance with San Francisco Administrative Code, Section 67.7-1, persons who are unable to attend the hearing on this matter may submit written comments to the City prior to the time the hearing begins. These comments will be made a part of the official public record and shall be brought to the attention of the Members of the Committee. Written comments should be addressed to Angela Calvillo, Clerk of the Board, Room 244, City Hall, 1 Dr. Carlton B. Goodlett Place, San Francisco, CA 94102. Information relating to the proposed fee is available in the Office of the Clerk of the Board. Agenda information relating to this matter will be available for public review on Friday, June 14, 2013.

A handwritten signature in black ink, appearing to read 'Angela Calvillo', with a stylized flourish at the end.

Angela Calvillo, Clerk of the Board

DATED: June 7, 2013
POSTED: June 7, 2013
PUBLISHED: June 9, 2013, and June 15, 2013



1 [Accept and Expend Grant - National Science Foundation and Amendment to the Annual Salary Ordinance, FY2012-2013 - \$257,744]

2
3 Ordinance authorizing the Department of Technology to retroactively accept and
4 expend a grant in the amount of \$257,744 from the National Science Foundation for
5 Intergovernmental Personnel Act assignment and amending Ordinance No. 165-12
6 (Annual Salary Ordinance, FY2012-2013) to reflect the addition of one 1381 Special
7 Assistant XXII position at the Department of Technology.

NOTE:

8
9 Additions are *single-underline italics Times New Roman*;
10 Deletions are *strike-through italics Times New Roman*;
11 Board amendment additions are double-underlined;
12 Board amendment deletions are ~~strike-through normal~~.

13 Be it ordained by the People of the City and County of San Francisco:


Section 1. Findings

14 On February 1, 2012, the National Science Foundation awarded the City and County
15 of San Francisco a continuation grant in the amount of \$257,744 for its share of the cost of
16 Mr. Chris Vein's Intergovernmental Personnel Act (IPA) assignment as Senior Science and
17 Technology Advisor to the National Science Foundation. The agreement provides that all
18 direct costs associated with the assignment, including salary and fringe benefit costs, will
19 be reimbursed through the grant award. This award covers Mr. Vein's IPA assignment for
20 the period of January 16, 2012 to January 15, 2013.

Section 2. Authorization to Accept and Expend Funds.

21 The Board of Supervisors hereby authorizes the Department of Technology to
22 retroactively accept and expend \$257,744 in grant funds from the National Science
23 Foundation and further authorizes the Department of Technology to execute any
24 documents required for the implementation of these grants.

25



1 In addition, the Board of Supervisors hereby waives the inclusion of indirect costs in

2 the grant budget.

3 **Section 3. Grant Funded Position; Amendment to Annual Salary Ordinance**

4 The hereinafter designated section of Ordinance No. 165-12 (Annual Salary

5 Ordinance FY 2012-2013) is hereby amended to add the following grant-funded permanent

6 exempt position, and to read as follows:

7 **Department: TIS (75) Department of Technology**

8 **Program: BIU Administration**

9 **Subfund: 2S GSF FNR**

10 **Index Code: TISFIPAA**

11 Amendment	FTE	Class and Item Number	Compensation
12 Add	1 FTE	1381 Special Assistant XII	\$6,587-\$8,006

13 **APPROVED AS TO FORM:**

14 **APPROVED AS TO CLASSIFICATION**
15 **DEPARTMENT OF HUMAN RESOURCES**

15 By:

16 WILLIAM K. SANDERS

17 Deputy City Attorney

15 By:

16 MICKI CALLAHAN

17 Director

18 **APPROVED:**

19 Mayor

20 **APPROVED:**

21 Controller

22 **Recommended:**

23 MARC Y. TOUITOU

24 Director

25 Department of Technology

n:\telcom\as2013\9690091\00851508.docx

Mayor Lee

BOARD OF SUPERVISORS

