FILE NO. 201173

Petitions and Communications received from October 1, 2020, through October 15, 2020, for reference by the President to Committee considering related matters, or to be ordered filed by the Clerk on October 20, 2020.

Personal information that is provided in communications to the Board of Supervisors is subject to disclosure under the California Public Records Act and the San Francisco Sunshine Ordinance. Personal information will not be redacted.

From the Office of the Mayor, pursuant to Charter, Section 3.100(18), making the following appointments: Copy: Each Supervisor. (1)

- **Barbara Sklar** - Disability and Aging Services Commission - term ending July 1, 2024
- **Martha Knutzen** - Disability and Aging Services Commission - term ending July 1, 2024
- **Elmy Bermejo** - Commission on the Environment - term ending October 5, 2024

From the Department of Public Health, submitting Directive of the Health Officer No. 2020-35. Copy: Each Supervisor. (2)

From the Department of Public Health, Jail Health Services, submitting an update on the risks of COVID-19 infection faced by incarcerated people in the San Francisco Jail. Copy: Each Supervisor. (3)

From the City Administrator, pursuant to Administrative Code, Section 1.24, submitting the Indemnification Quarterly Report for July - September 2020. Copy: Each Supervisor. (4)

From the Public Utilities Commission, regarding details of its newest bond offerings. Copy: Each Supervisor. (5)

From the Office of the Treasurer and Tax Collector, pursuant to California State Government Code, Section 53646, submitting the CCSF Pooled Investment Report for September 2020. Copy: Each Supervisor. (6)

From the Mayor's Office of Housing and Community Development, pursuant to Administrative Code, Section 109.3, submitting the 3rd Quarter CY 2020 Reporting on Prioritization of 100% Affordable Housing Projects. Copy: Each Supervisor. (7)

From the Department of Elections, submitting updates on voting for the November 3, 2020, Consolidated General Election. 4 letters. Copy: Each Supervisor. (8)

From the Office of the Assessor-Recorder, on behalf of the Economic Recovery Task Force, submitting a final report of policy recommendations and processes. Copy: Each Supervisor. (9)

From Public Works, pursuant to Public Works Code, Article 5.8, submitting a Notice of Intent for a Mobile Food Facility Permit. Copy: Each Supervisor. (10)

From the Office of the Chief Medical Examiner, pursuant to Health Code, Section 227, submitting the Overdose Report for January - August 2020. Copy: Each Supervisor. (11)

From the Employees Retirement System, submitting Notice of a Retirement Board Election held during the period of January 8, 2021, to February 5, 2021. Copy: Each Supervisor. (12)

From the Office of the Controller's City Services Auditor, submitting information needed for reported behested payments to the City and County of San Francisco's Give2SF Fund. Copy: Each Supervisor. (13)

From the Office of the Controller, submitting the City and County of San Francisco's Give2SF COVID-19 Response and Recovery Fund monthly report, dated October 1, 2020. Copy: Each Supervisor. (14)

From the Office of the Controller's City Services Auditor, submitting the Give2SF Monthly Update. Copy: Each Supervisor. (15)

From the Office of the Controller's Budget and Analysis, submitting the report for the Budget and Appropriation Ordinance for FYs 2020-2021 and 2021-2022 Budget and Ordinance, and the Salary Ordinance for FYs 2020-2021 and 2021-2022, that were passed by the Board of Supervisors on October 1, 2020. Copy: Each Supervisor. (16)

From the Office of the Controller's Office of Economic Analysis, submitting their revised report on Business Tax Changes: Economic Impact Report. Copy: Each Supervisor. (17)

From California Fish and Game, submitting a notice of findings regarding the petition to list the Western Joshua tree (Yucca brevifolia) as threatened or endangered under the California Endangered Species Act. Copy: Each Supervisor. (18)

From California Fish and Game, submitting a notice of proposed regulatory action relative to amending California Code of Regulations Title 14, Sections 29.06, relating to Recreational Sea Urchin Bag Limit Exemption. Copy: Each Supervisor. (19)

From the Black Employee Alliance, regarding corruption at the Department of Human Resources' Equal Opportunity Employment Division. 4 letters. Copy: Each Supervisor. (20)

From concerned citizens, regarding the proposed Budget and Appropriation Ordinance for Departments - FYs 2020-2021 and 2021-2022, and the proposed Annual Salary Ordinance - FYs 2020-2021 and 2021-2022. File Nos. 200567 and 200568. 10 letters. Copy: Each Supervisor. (21)

From concerned citizens, regarding proposed Ordinance - Building Code - Mandating New Construction Be All-Electric. File No. 200701. 13 letters. Copy: Each Supervisor. (22)

From concerned citizens, regarding the Hearing for the Appeal of Determination of Exemption from Environmental Review - Proposed 2001-37th Avenue Project; and the Hearing for the Appeal of Conditional Use Authorization - 2001-37th Avenue. File Nos. 200992 & 200996. 130 letters. Copy: Each Supervisor. (23)

From concerned citizens, regarding proposed Resolution for Real Property Lease – Twin Peaks Petroleum, Inc. - 598 Portola Drive - $200,200 Per Year Base Rent. File No. 200965. 29 letters. Copy: Each Supervisor. (24)

From Eileen Boken, submitting communications for various files. File Nos. 200679, 200398, 201140, 201136, 200992, and 200996. 5 letters. Copy: Each Supervisor. (25)

From Patrick Monette-Shaw, regarding Laguna Honda as an inappropriate site for housing. Copy: Each Supervisor. (26)

From Bob Planthold, regarding Muni Bus 27-line restoration to 5th Street. Copy: Each Supervisor. (27)

From the Black Employee Alliance, regarding the Hearing for Workforce Programs and African American Unemployment and Economic Mobility. File No. 170282. Copy: Each Supervisor. (28)

From concerned citizens, regarding the proposed Ordinance - Police Code - Third-Party Food Delivery Services. File No. 200398. 2 letters. Copy: Each Supervisor. (29)

From concerned citizens, regarding proposed Ordinance - Health Code - Cleaning and Disease Prevention Standards in Tourist Hotels and Large Commercial Office Buildings. File No. 200764. 4 letters. Copy: Each Supervisor. (30)

From Michael Lyon, regarding proposed Resolution - Home Detention Electronic Monitoring Program Rules and Regulations and Program Administrator’s Evidence of Financial Responsibility - FY 2020-2021. File No. 200876. Copy: Each Supervisor. (31)

From Reed Smith, regarding the Hearing on the Appeal of Determination of Community Plan Evaluation - Proposed 1088 Howard Street Project. File No. 200891. Copy: Each Supervisor. (32)

From concerned citizens, regarding the Hearing on the Appeal of Determination of Exemption from Environmental Review - Proposed Department of Public Health - Local Oversight Program Site No. 12076 Investigation/Remediation Project (1776 Green Street). File No. 200908. 44 letters. Copy: Each Supervisor. (33)

From concerned citizens, regarding the proposed Ordinance - Administrative Code - Temporary Tenant Protections Due to COVID-19. File No. 201059. 2 letters. Copy: Each Supervisor. (34)

From concerned citizens, regarding the Mayoral Appointment for the Planning Commission - Rachael Tanner. File No. 201087. 3 letters. Copy: Each Supervisor. (35)

From Stephen Cornell, regarding the proposed Resolution - Supporting Small Business Success with Shared Spaces. File No. 201140. Copy: Each Supervisor. (36)

From Marie Sandoval, regarding enforcing skateboarders from neighborhood sidewalks. Copy: Each Supervisor. (37)

From The Bay Club Company and Bon Appetit Management Company, pursuant to the WARN Act, California Labor Code, Section 1401, submitting notices of elimination of positions. 2 letters. Copy: Each Supervisor. (38)

From Johnny Schenone, regarding Recology’s buyback program. Copy: Each Supervisor. (39)

From Carynn Silva, regarding choosing a different name for the legislation known as the “CAREN Act.” Copy: Each Supervisor. (40)

From concerned citizens, regarding homelessness, drug use, shoplifting and the general decline of San Francisco. 11 letters. Copy: Each Supervisor. (41)

From Paul, regarding changing the admission policy at Lowell High School to the lottery system. Copy: Each Supervisor. (42)

From Michael Papesh, regarding evaluations of the Supervisors' performance from a citizen's point of view. Copy: Each Supervisor. (43)

From Lonna Richmond, regarding the Park Service’s failure to protect and conserve our National Parks. Copy: Each Supervisor. (44)

From Denise Louie, regarding the City’s Hazards and Climate Resilience Plan. 2 letters. Copy: Each Supervisor. (45)

From concerned citizens, regarding the San Francisco Police Department using private cameras to spy on Black-led protests against police violence. 42 letters. Copy: Each Supervisor. (46)

From Inagala Reddy, regarding the Resolution against the India Citizenship Amendment Act. Copy: Each Supervisor. (47)

From concerned citizens, regarding the COVID-19 pandemic. 2 letters. Copy: Each Supervisor. (48)

From:	Mchugh, Eileen (BOS)
To:	BOS-Supervisors; BOS-Legislative Aides; BOS-Administrative Aides
Cc:	Calvillo, Angela (BOS); Somera, Alisa (BOS); Young, Victor (BOS); BOS Legislation, (BOS); Kittler, Sophia (MYR); Peacock, Rebecca (MYR); PEARSON, ANNE (CAT)
Subject:	TIME SENSITIVE: Mayoral Appointment - Disability and Aging Services Commission
Date:	Monday, October 12, 2020 4:11:01 PM
Attachments:	Clerk"s Memo 10.9.2020.pdf 2020-Barbara Sklar-DASC-Appt Letter.pdf 2020-Barbara Sklar-F700.pdf 2020-Barbara Sklar-Resume.pdf

Hello,

The Office of the Mayor has submitted the attached complete reappointment package. Please see the attached memo from the Clerk of the Board for more information and instructions.

Thank you,

Eileen McHugh
Executive Assistant
Board of Supervisors
1 Dr. Carlton B. Goodlett Place, City Hall, Room 244
San Francisco, CA 94102-4689
Phone: (415) 554-5184 | Fax: (415) 554-5163
eileen.e.mchugh@sfgov.org| www.sfbos.org

BOARD of SUPERVISORS

City Hall
1 Dr. Carlton B. Goodlett Place, Room 244
San Francisco 94102-4689
Tel. No. 554-5184
Fax No. 554-5163
TDD/TTY No. 554-5227

MEMORANDUM

Date: October 12, 2020

To: Members, Board of Supervisors

From: Angela Calvillo, Clerk of the Board

Subject: Mayoral Reappointment - Disability and Aging Services Commission

On October 9, 2020, the Mayor submitted the following complete reappointment package pursuant to Charter, Section 3.100(18). Appointments in this category are effective immediately unless rejected by a two-thirds vote of the Board of Supervisors within 30 days.

- **Barbara Sklar** - Disability and Aging Services Commission - term ending July 1, 2024.

Pursuant to Board Rule 2.18.3, a Supervisor may request a hearing on a Mayoral appointment by timely notifying the Clerk in writing.

The Clerk shall refer the appointment to the Rules Committee and the Committee shall refer its recommendation to the Board for the Board's consideration and action within 30 days of the notice of the appointment as provided in Charter, Section 3.100(18).

If you would like to hold a hearing on this reappointment, please notify me in writing by **12:00 p.m. on Friday, October 16, 2020.**

c: Hillary Ronen - Rules Committee Chair
Alisa Somera - Legislative Deputy
Victor Young - Rules Clerk
Anne Pearson - Deputy City Attorney
Sophia Kittler - Mayor's Legislative Liaison

OFFICE OF THE MAYOR
SAN FRANCISCO

LONDON N. BREED
MAYOR

Notice of Reappointment

October 9, 2020

San Francisco Board of Supervisors
City Hall, Room 244
1 Dr. Carlton B. Goodlett Place
San Francisco, CA 94102

Honorable Board of Supervisors,

Pursuant to Charter Section 3.100(18), of the City and County of San Francisco, I make the following reappointment:

Barbara Sklar to the Disability and Aging Services Commission for a four-year term ending July 1, 2024.

I am confident that Ms. Sklar will continue to serve our community well. Attached are her qualifications to serve, which demonstrate how her appointment represents the communities of interest, neighborhoods and diverse populations of the City and County of San Francisco.

Should you have any question about this appointment, please contact my Director of Commission Affairs, Tyra Fennell, at 415-554-6696.

Sincerely,

London N. Breed
Mayor, City and County of San Francisco

1 DR. CARLTON B. GOODLETT PLACE, ROOM 200
SAN FRANCISCO, CALIFORNIA 94102-4681
TELEPHONE: (415) 554-6141

From:	Mchugh, Eileen (BOS)
To:	BOS-Supervisors; BOS-Legislative Aides; BOS-Administrative Aides
Cc:	Calvillo, Angela (BOS); Somera, Alisa (BOS); Young, Victor (BOS); BOS Legislation, (BOS); PEARSON, ANNE (CAT); Kittler, Sophia (MYR); Peacock, Rebecca (MYR)
Subject:	TIME SENSITIVE: Mayoral Appointment 3.100(18) - Disability and Aging Services Commission and Commission on the Environment
Date:	Wednesday, October 7, 2020 3:37:00 PM
Attachments:	Clerk"s Memo 10.7.2020.pdf 2020-Martha Knutzen-Resume.doc 2020-Martha Knutzen-Annual F700.pdf 2020-Martha Knutzen-DAS-Appt Letter.pdf 2020-Elmy Bermejo-ENV-Appt Letter.pdf 2020-Elmy Bermejo-Annual F700.pdf 2020-Elmy Bermejo-Bio.pdf

---

Hello,

The Office of the Mayor submitted the attached complete appointment package pursuant to Charter, Section 3.100(18). Please see the attached memo from the Clerk of the Board for more information and instructions.

Thank you,

Eileen McHugh
Executive Assistant
Board of Supervisors
1 Dr. Carlton B. Goodlett Place, City Hall, Room 244
San Francisco, CA 94102-4689
Phone: (415) 554-5184 | Fax: (415) 554-5163
eileen.e.mchugh@sfgov.org| www.sfbos.org

BOARD of SUPERVISORS

City Hall
1 Dr. Carlton B. Goodlett Place, Room 244
San Francisco 94102-4689
Tel. No. 554-5184
Fax No. 554-5163
TDD/TTY No. 554-5227

MEMORANDUM

Date: October 7, 2020

To: Members, Board of Supervisors

From: Angela Calvillo, Clerk of the Board

Subject: Mayoral Reappointments - Disability and Aging Services Commission
Commission on the Environment

On October 7, 2020, the Mayor submitted the following complete reappointment packages pursuant to Charter, Section 3.100(18). Appointments in this category are effective immediately unless rejected by a two-thirds vote of the Board of Supervisors within 30 days.

- **Martha Knutzen** - Disability and Aging Services Commission - term ending July 1, 2024.
- **Elmy Bermejo** - Commission on the Environment - term ending October 5, 2024.

Pursuant to Board Rule 2.18.3, a Supervisor may request a hearing on a Mayoral appointment by timely notifying the Clerk in writing.

Upon receipt of such notice, the Clerk shall refer the appointment to the Rules Committee so that the Board may consider the appointment and act within 30 days of the appointment as provided in Charter, Section 3.100(18).

If you would like to hold a hearing on either of these reappointments, please notify me in writing by **12:00 p.m. on Wednesday, October 14, 2020.**

c: Hillary Ronen - Rules Committee Chair
Alisa Somera - Legislative Deputy
Victor Young - Rules Clerk
Anne Pearson - Deputy City Attorney
Sophia Kittler - Mayor's Legislative Liaison

OFFICE OF THE MAYOR
SAN FRANCISCO

LONDON N. BREED
MAYOR

Notice of Reappointment

October 6, 2020

San Francisco Board of Supervisors
City Hall, Room 244
1 Dr. Carlton B. Goodlett Place
San Francisco, CA 94102

Honorable Board of Supervisors,

Pursuant to Charter Section 3.100(18), of the City and County of San Francisco, I make the following reappointment:

Martha Knutzen to the Disability and Aging Services Commission for a four-year term ending July 1, 2024.

I am confident that Ms. Knutzen will continue to serve our community well. Attached are her qualifications to serve, which demonstrate how her appointment represents the communities of interest, neighborhoods and diverse populations of the City and County of San Francisco.

Should you have any question about this appointment, please contact my Director of Commission Affairs, Tyra Fennell, at 415-554-6696.

Sincerely,

London N. Breed
Mayor, City and County of San Francisco

1 DR. CARLTON B. GOODLETT PLACE, ROOM 200
SAN FRANCISCO, CALIFORNIA 94102-4681
TELEPHONE: (415) 554-6141

OFFICE OF THE MAYOR
SAN FRANCISCO

LONDON N. BREED
MAYOR

Notice of Reappointment

October 6, 2020

San Francisco Board of Supervisors
City Hall, Room 244
1 Dr. Carlton B. Goodlett Place
San Francisco, CA 94102

Honorable Board of Supervisors,

Pursuant to Charter Section 3.100(18), of the City and County of San Francisco, I make the following reappointment:

Elmy Bermejo to the Commission on the Environment for a four-year term ending October 5, 2024.

I am confident that Ms. Bermejo will continue to serve our community well. Attached are her qualifications to serve, which demonstrate how her appointment represents the communities of interest, neighborhoods and diverse populations of the City and County of San Francisco.

Should you have any question about this appointment, please contact my Director of Commission Affairs, Tyra Fennell, at 415-554-6696.

Sincerely,

London N. Breed
Mayor, City and County of San Francisco

1 DR. CARLTON B. GOODLETT PLACE, ROOM 200
SAN FRANCISCO, CALIFORNIA 94102-4681
TELEPHONE: (415) 554-6141

From:	Mchugh, Eileen (BOS)
To:	BOS-Supervisors; BOS-Legislative Aides; BOS-Administrative Aides
Cc:	Calvillo, Angela (BOS); Somera, Alisa (BOS); Laxamana, Junko (BOS); Ng, Wilson (BOS); PEARSON, ANNE (CAT)
Subject:	FW: New Indoor Movie Theater Directive
Date:	Wednesday, October 7, 2020 9:43:00 AM
Attachments:	2020.10.06 FINAL Signed Directive No. Directive 2020-35 - Indoor Theaters.pdf

Hello,

Please see the attached Directive of the Health Officer No. 2020-35.

Thank you,

Eileen McHugh
Executive Assistant
Board of Supervisors
1 Dr. Carlton B. Goodlett Place, City Hall, Room 244
San Francisco, CA 94102-4689
Phone: (415) 554-5184 | Fax: (415) 554-5163
eileen.e.mchugh@sfgov.org| www.sfbos.org

From: Pearson, Anne (CAT) <Anne.Pearson@sfcityatty.org>
Sent: Wednesday, October 7, 2020 8:31 AM
To: BOS-Supervisors <bos-supervisors@sfgov.org>
Cc: Calvillo, Angela (BOS) <angela.calvillo@sfgov.org>
Subject: New Indoor Movie Theater Directive

Supervisors –

The Health Officer has issued the new health directive setting forth best practices for indoor movie theaters, which may begin operating today with limited capacity and other safety precautions. Please distribute the attached copy of the signed directive to the members of the Board of Supervisors. This document is public.

Under the current health order, indoor movie theaters can open if they satisfy all the requirements in the order and this directive, including a health and safety plan. The major safety requirements of the directive include:

- The number of people inside a movie theater must never exceed 25% of the capacity of that theater up to a maximum of 100 attendees, excluding personnel. If a movie theater complex has multiple individual theaters, then the 25% capacity limit applies to the complex as a whole and to each individual theater, and the 100-person maximum applies to the individual theaters.

Personnel and patrons must at all times maintain at least six feet of distance from people who are not part of their household.

- Show times must be staggered or spaced apart to maximize physical distancing in lobbies, hallways, or restrooms.
- Face coverings are mandatory at all times.
- Concession areas must remain closed at this time. Outside food and beverages are not allowed. Eating and drinking are prohibited to ensure that face covering is continuous.
- Operators must keep the space clean with enhanced disinfecting and sanitation procedures, including disinfecting theater seating between uses and disinfecting high touch surfaces each hour.

Anne Pearson – available by cell phone at 646-241-7670
Deputy City Attorney
Office of the City Attorney
1 Dr. Carlton B. Goodlett Place, Suite 234
San Francisco, CA 94102
Tel: (415) 554-4706
anne.pearson@sfcityatty.org

Attorney-Client Communication - Do Not Disclose
Confidential Attorney-Work Product - Do Not Disclose

DIRECTIVE OF THE HEALTH OFFICER No. 2020-35

DIRECTIVE OF THE HEALTH OFFICER OF THE CITY AND COUNTY OF SAN FRANCISCO REGARDING REQUIRED BEST PRACTICES FOR INDOOR MOVIE THEATERS

(PUBLIC HEALTH DIRECTIVE)
DATE OF DIRECTIVE: October 7, 2020

By this Directive, the Health Officer of the City and County of San Francisco (the "Health Officer") issues industry-specific direction that indoor movie theaters, as described below, must follow as part of the local response to the Coronavirus Disease 2019 ("COVID-19") pandemic. This Directive constitutes industry-specific guidance as provided under Sections 4.e and 11 of Health Officer Order No. C19-07j issued on September 30, 2020 (the "Stay-Safer-At-Home Order") and, unless otherwise defined below, initially capitalized terms used in this Directive have the same meaning given them in that order. This Directive goes into effect immediately upon issuance, and remains in effect until suspended, superseded, or amended by the Health Officer. This Directive has support in the bases and justifications set forth in the Stay-Safer-At-Home Order. As further provided below, this Directive automatically incorporates any revisions to the Stay-Safer-At-Home Order or other future orders issued by the Health Officer that supersede that order or reference this Directive. This Directive is intended to promote best practices as to Social Distancing Requirements and sanitation measures, helping prevent the transmission of COVID-19 and safeguard the health of workers, children, their families, and the community.

UNDER THE AUTHORITY OF CALIFORNIA HEALTH AND SAFETY CODE SECTIONS 101040, 101085, AND 120175, THE HEALTH OFFICER DIRECTS AS FOLLOWS:

1. **This Directive applies to all owners, operators and managers of indoor movie theaters operating under subsection 21 of Appendix C-1 of the Stay-Safer-At-Home Order ("Indoor Movie Theaters").**

2. **Attached as Exhibit A to this Directive is guidance from the Department of Public Health for Indoor Movie Theaters ("Guidance"). All Indoor Movie Theaters must comply with all applicable requirements listed in the Guidance.**

3. **Each Indoor Movie Theater must create, adopt, and implement a written health and safety plan (a "Health and Safety Plan"). The Health and Safety Plan must be substantially in the form attached to this Directive as Exhibit B.**

4. **Each Indoor Movie Theater must (a) make the Health and Safety Plan available upon request to all Personnel working on site and to the patrons, customers or members it serves, (b) provide a summary of the plan to all Personnel working on site or otherwise in the City in relation to its operations, and (c) post the plan online and at the entrance to any other physical location that the Indoor Movie Theater operates within the City. Also, each Indoor Movie Theater must provide a copy of the Health and Safety Plan and evidence of its implementation to any authority enforcing this Directive or the Stay-Safer-At-Home Order upon demand.**

Health Officer Directive No. 2020-35

5. **Each Indoor Movie Theater subject to this Directive must provide items such as Face Coverings (as provided in Health Order No. C19-12c issued on July 22, 2020, and any future amendment to that order), hand sanitizer or handwashing stations, or both, and disinfectant and related supplies to any of that Indoor Movie Theater's Personnel. If any Indoor Movie Theater is unable to provide these required items to Personnel or otherwise fails to comply with required Guidance, then it must cease operating until it can fully comply and demonstrate its strict compliance. Further, as to any non-compliant operation, any such Indoor Movie Theater is subject to immediate closure and the fines and other legal remedies described below, as a violation of the Stay-Safer-At-Home Order.**

6. **For purposes of this Directive, "Personnel" includes all of the following people who provide goods or services associated with the Indoor Movie Theater in the City: employees; contractors and sub-contractors (such as those who sell goods or perform services onsite or who deliver goods for the business); vendors who are permitted to sell goods onsite; volunteers; and other individuals who regularly provide services onsite at the request of the Host. "Personnel" includes "gig workers" who perform work via the business's app or other online interface, if any.**

7. **This Directive may be revised by the Health Officer, through revision of this Directive or another future directive or order, as conditions relating to COVID-19 require, in the discretion of the Health Officer. All Indoor Movie Theaters must stay updated regarding any changes to the Stay-Safer-At-Home Order and this Directive by checking the Department of Public Health website (www.sfdph.org/healthorders; www.sfdph.org/directives) regularly.**

8. **Implementation of this Directive augments—but does not limit—the obligations of each Indoor Movie Theater under the Stay-Safer-At-Home Order including, but not limited to, the obligation to prepare, post, and implement a Social Distancing Protocol under Section 4.d and Appendix A of the Stay-Safer-At-Home Order. Each Indoor Movie Theater must follow this industry-specific guidance and update all guidance or other requirements as necessary for the duration of this Directive, including, without limitation, as this Directive is amended or extended in writing by the Health Officer and consistent with any extension of the Stay-Safer-At-Home Order, any other order that supersedes that order, and any Health Officer order that references this Directive**

This Directive is issued in furtherance of the purposes of the Stay-Safer-At-Home Order. Where a conflict exists between this Directive and any state, local, or federal public health order related to the COVID-19 pandemic, including, without limitation, the Social Distancing Protocol, the most restrictive provision controls. Failure to carry out this Directive is a violation of the Stay-Safer-At-Home Order, constitutes an imminent threat and menace to public health, constitutes a public nuisance, and is a misdemeanor punishable by fine, imprisonment, or both.

Tomás J. Aragón, MD, DrPH,
Health Officer of the
City and County of San Francisco

Date: October 7, 2020

Health Officer Directive No. 2020-35 Exhibit A
Interim Guidance: Indoor Movie Theaters

October 7, 2020

The following guidance was developed by the San Francisco Department of Public Health for use by Indoor Movie Theater operators and their Personnel and will be posted http://www.sfcdcp.org/businesses.

This guidance may change as information is updated. Initially capitalized terms are defined in Health Officer Directive 2020-35 posted at http://www.sfdph.org/directives and Health Officer Orders C19-07j (the Stay-Safer-At-Home Order) and C19-12c (the Face Covering Order) posted at https://www.sfdph.org/dph/alerts/coronavirus-healthorders.asp as they may be amended or updated.

AUDIENCE: Operators, Personnel, and patrons of Indoor Movie Theaters.

BACKGROUND: Indoor Movie Theaters are allowed to open indoors on a limited basis and with modified operations. Indoor Movie Theaters can open up to a MAXIMUM 25% capacity, with a maximum of 100 attendees per theater auditorium excluding Personnel. Indoor Movie Theaters are required to adhere to these guidelines and must monitor Health Officer Orders and Directives for updates, changes, or amendments.

Generally, indoor activities have much higher risks for COVID-19. Please see Indoor Risk During the COVID-19 Pandemic, below, for information about indoor risks.

KEY POINTS

- **The number of people inside an Indoor Movie Theater must never exceed 25% of the capacity of that theater up to a maximum of 100 attendees, excluding Personnel. If a movie theater complex has multiple individual theaters, then the 25% capacity limit applies to the complex as a whole and to each individual theater, and the 100-person maximum applies to each of the individual theaters.**
- **Personnel and patrons must maintain at least six feet of distance from people who are not part of their Household at all times.**
- **Face Coverings are mandatory at all times.**
- **Concession areas must remain closed at this time. Food and beverages even if purchased outside the theater are not allowed to be brought into the theater and consumed inside the theater. Eating and drinking are prohibited to ensure that Face Covering is continuous.**
- **Keep the space clean with enhanced disinfecting and sanitation procedures as described in this guidance.**

BASIC COVID-19 PREVENTION

- **Wash your hands often with soap and water.** If soap and water are not available, use a hand sanitizer that contains at least 60% ethanol or 70 % isopropanol.
- **Avoid Close Contact**. To the greatest extent, maintain at least six feet of social distancing between yourself and the people who don't live in your Household.
- **Wear a Face Covering.** Cover your mouth and nose with a Face Covering in public settings and when around people who don't live in your Household.
- Routinely **clean and disinfect** frequently touched surfaces.
- **Monitor Your Health Daily**. Be alert of symptoms such as fever, cough, shortness of breath, or other symptoms. If you are experiencing any of these symptoms, stay home.

Flu vaccines are critical in the fight against COVID-19 by (1) keeping Personnel and communities healthy and (2) reducing strain on our healthcare and testing systems that are responding to COVID-19. **Strongly encourage all Personnel to get a flu shot.** Post signage to encourage flu vaccine among customers, visitors, etc.

PLANNING

- Fill out the Health and Safety Plan (see Exhibit B, below) outlining what the facility will do to implement the requirements in this guidance and any relevant Health Officer Directives or Orders. Share this plan with Personnel, patrons, and other members of the facility.
- Create a plan to manage patron movement throughout the facility to facilitate patron screening and ensure compliance with physical distancing requirements at all times.
- Post the Health and Safety Plan online and in a highly visible on-site location for Personnel and patrons.
- Prepare and post the Social Distancing Protocol (see Appendix A of the Stay-Safer-At-Home Order, posted at http://www.sfdph.org/healthorders).
- All places of business including Indoor Movie Theaters must be prepared to assist public health authorities in potential contact tracing efforts. Retain the schedules of all Personnel at the Indoor Movie Theater. Consider retaining the credit card information of your patrons for contact tracing purposes. Any lists maintained for contact tracing purposes should be discarded after three weeks. If Personnel or patrons tests positive for COVID-19, the place of business must assist the Department of Public Health to identify other Participants who may have been exposed to help prevent further spread of COVID-19.

MANDATORY SIGNAGE REQUIREMENTS

- Conspicuously post stand-alone signage at the primary public entrances to the facility that COVID-19 is transmitted through the air, that risk is much higher indoors, and seniors and those with health risks should consider avoiding indoor settings with crowds. This information should also be posted on the Indoor Movie Theater's website and ticket reservation webpages.

- Display a set of clearly visible rules for patrons and Personnel at the entrance that are to be a condition of entry. The rules must include instructions to wear facial coverings, wash hands or use hand sanitizer, maintain at least six feet of distance, avoid unnecessary touching of surfaces, guidance for entering and exiting the theater, the prohibition of eating and drinking, etc. Whenever possible, these rules must also be available online and visible on ticketing websites.
- Conspicuously post signage to remind patrons that consuming food or drink onsite (including if brought in from outside) is prohibited given the risk associated with removing a Face Covering when eating or drinking.
- Include similar information in announcements, both audio and visual, for the preview reel providing COVID-19 safety guidance for theater patrons.
- The City has created an online Outreach Toolkit for Corona Virus (COVID-19) that includes printable resources including many of the signs required in this document. These include signage about proper hygiene, social distancing, Face Coverings, health screening, the risks of indoor transmission, testing and getting vaccinated for the flu. https://sf.gov/outreach-toolkit-coronavirus-covid-19

SETTING UP THE SPACE

- Ticket lines and ticket vending machines must be configured to ensure that physical distancing of at least six feet is maintained at all times. Consider moving ticket machines or using tape, stickers, signage or barriers to ensure physical distancing requirements are met as patrons and Personnel move about the facility.
- Prepare to minimize contact between patrons and Personnel. Use prepaid ticketing or contactless payment systems wherever possible. Use a glass or plexiglass window to separate Personnel from patrons at the ticket window. Plexiglass or other barriers are not substitutes for six feet of distancing and any Personnel working behind Plexiglass must maintain a minimum physical distance of six feet from others.
- Make hand sanitizer available in high-traffic locations like entrances, exits and near elevators and restrooms. Touch-free hand sanitizer dispensers should be installed where possible.
- Prepare to manage the flow of patrons into the theater to facilitate health screening and monitor capacity levels, Face Covering compliance, and proper physical distancing. Establish pathways using tape, signs, or physical barriers to encourage physical distancing and one-way foot traffic, especially in narrow aisles and hallways. Use visual clues such as signs or floor markings at locations where lines will form, like the restrooms and the theater entrances.
- Utilize alternate exits when possible to keep patrons from needing to return to the lobby.
- Close all common areas where people may gather and that are not necessary for access to the theater. Remove or block off furniture or attractions in lobbies, lounges, entertainment spaces, or arcades that are not going to be used at this time.
- Remove, empty, or block off all food and beverage vending machines including water fountains. If the Indoor Movie Theater has a separate restaurant or bar space, it may not be operated at this time.
- In bathrooms, maximize ventilation and minimize crowding and touching of common surfaces by, for example, keeping doors propped open, closing every other sink, stall, urinal, and posting

signage establishing a maximum capacity for bathrooms with clearly marked and distanced queueing areas.

- Takes steps to prevent gathering in enclosed spaces, such as hallways and stairwells.
- Block off alternate rows of seating within the theater in accordance with the theater's reservation plan and physical distancing requirements.
- Use of Personnel break rooms should be limited. Reconfigure these spaces to encourage social distancing. As Face Coverings cannot be worn during eating/drinking, limit the number of Personnel in a breakroom at any one time to ensure distancing can be maintained. Clean countertops and tables between uses.
- Modify or restrict the use or restrict the number of workstations and worker seating areas so that individuals are at least six feet apart in all directions (e.g. side-to-side and when facing one another) and are not sharing workstations without cleaning and disinfection between use. When distancing is not feasible between workstations, provide and require the use of Face Coverings or physical barriers like plastic shielding walls in areas where they would not affect air flow.
- Check for pest infestation or harborage, and make sure all pest control measures are functioning.
- If your business was closed for a long period of time, flush out the stagnant water from the plumbing lines by running water through fixtures. Detailed guidance may be found at: https://www.sfwater.org/flushingguidance

MANAGING RISK DURING THEATER GATHERINGS

- Show only films or recorded or live performances on a screen. No live, in-person performances open to the public are allowed at this time.
- Tickets sales must be available for purchase online or via phone whenever possible to reduce the need to stand in line for tickets.
- Paper tickets should be avoided. If paper tickets are used, the staff person collecting them should wear appropriate personal protective equipment (Face Covering) and disposable gloves. Hand hygiene should be performed after doffing gloves.
- All patrons must have their seats assigned before entering the theater auditorium. The seats in every theater auditorium should be numbered. Theater Personnel must use a reservation or seating chart (electronic or paper) to assign seating. Seating must be arranged to assure patrons maintain at least six feet of distance in all directions from patrons who are not part of their Household. This spacing may require separating each person or Household in a theater by multiple empty seats on both sides and empty seats in front and behind. Personnel should assist patrons finding their seats and help them maintain social distancing when entering and exiting the theater.
- Instruct patrons to remain in their assigned seats for the duration of the movie except to use the restroom. Ensure that patrons do not use seats other than those assigned to them.
- Each theater is limited to 25% of its capacity up to a maximum of 100 patrons. If multiple theaters within one complex are used, the 25% capacity limit applies both to the entire complex and to each theater, and the 100 patron maximum apples to each individual theater. The 100-

person cap applies to patrons of the theater and is exclusive of Personnel. The number of Personnel present in a theater auditorium must be kept to the minimum number required to carry out the Indoor Movie Theater's responsibilities under this guidance or for safety purposes.

- Limit Household group sizes to no more than 10 people.
- Limit the duration of showings whenever reasonable. Do not show double features at this time. Prohibit patrons from purchasing tickets for multiple shows on the same day.
- To minimize the time spent inside and avoid unnecessary queuing, require patrons to arrive no more than 30 minutes before show times and make provisions for individuals with mobility issues.
- Designate Personnel to oversee the physical distancing and line-up of patrons prior to entering the theatre, inside the lobbies and by washrooms. If patrons must exit through the lobby, minimize the number of people in the lobby by staggering start times, and direct them away from patrons arriving for other screenings.
- Avoid overcrowding and mixing of patrons in lobbies, hallways, common areas and restrooms. Unless required for queuing before a movie, prohibit patrons from gathering before and after show times. If multiple theaters within one complex are used, screening times must be staggered or limited so that no two groups of patrons will be using common areas to enter or exit the theater at the same time. Indoor Movie Theaters must develop a plan for staggering show times and controlling patron paths of travel to eliminate crowding in common areas.
- Designate Personnel to monitor theater auditoriums to make sure that theater patrons are maintaining physical distancing from others, not eating or drinking and that they are wearing facial coverings and are remaining in their assigned seats throughout the screening. Remind patrons to minimize talking in the theater and not talk loudly.
- Limit the number of patrons using the elevator to four, or if feasible, to only members of the same Household.
- Remind patrons to exit the theater auditorium one row at a time and maintain physical distancing on the way out. Wherever possible, direct patrons to leave via alternate exits after their show or avoid going back into the lobby altogether.
- Consider designating specific show times for vulnerable populations (those over 50 years or age or with chronic health conditions).

PROTECT PERSONNEL

Coordinate your Efforts

Designate a COVID-19 Worksite Safety Monitor, who can act as the staff liaison, and single point of contact for Personnel at each site for questions or concerns around practices, protocols, or potential exposure. This person will also serve as a liaison to SFDPH. The liaison should train staff to advise patrons, if necessary, that the Indoor Movie Theater will refuse service to the customer if they fail to comply with safety requirements.

Screen Personnel and Encourage Testing

Conduct wellness checks for everyone (employees, vendors, and delivery staff) before they enter the facility. Screening instructions for Personnel are found at www.sfcdcp.org/screening-handout. **Establishments must exclude from entering the facility those who answer yes** to any of the questions on the above form.

- Encourage COVID-19 testing. Many people with COVID-19 do not know they are sick because they have no symptoms, yet they can still infect others. Testing for COVID-19 is available in San Francisco. Healthcare providers in San Francisco are REQUIRED to test anyone with COVID-19 symptoms (see sfcdcp.org/covid19symptoms). If you want to get tested when you have no symptoms, health insurers in California are REQUIRED to pay for testing for essential Personnel including Indoor Movie Theater Personnel. If you choose to get tested when you have no symptoms, do not get tested more frequently than once every two weeks. If you are uninsured, you can get tested at CityTestSF (https://sf.gov/citytestsf).
- If you are feeling ill with cold or flu-like symptoms, you MUST get tested for COVID-19 and have a negative result before being allowed to go back to work (see https://sfcdcp.org/screen and https://sfcdcp.org/rtw). If you are feeling ill, get tested and DO NOT enter a business or organization unless it is for core essential needs (such as food, housing, health care, etc.) that you cannot obtain by any other means.
- Take all possible steps to prevent getting sick. Wear a Face Covering, practice good hand hygiene, stay physically distant from others (at least six feet).

Train Personnel

Ensure that all Personnel are trained on the following protocols:

- Health and Safety Plan, Social Distancing, and Screening Protocols. Share information on COVID-19, how to prevent it from spreading, and which underlying health conditions may make individuals more susceptible to contracting the virus.
- How to monitor social distancing and offer gentle reminders to patrons to maintain social distance, and wear Face Coverings. Guests should maintain a minimum distance of six feet if they are not in the same Household while waiting in line, waiting to be seated, or waiting in line for the restrooms.
- Appropriate personal protective equipment, including the proper way to wear Face Coverings and use protective gloves.
- Cleaning and disinfection techniques, and the importance of disinfecting frequently touched surfaces. See DPH Guidance on cleaning.
- The Indoor Movie Theater should develop protocols to handle non-compliant patrons, and all employees who interact with patrons should receive training on this protocol.
- Employer or government-sponsored sick leave and other benefits the Personnel may be entitled to receive that would make it financially easier to stay at home (see Paid sick leave in San Francisco). Remember that Personnel cannot be fired due to COVID-19 results or needed time off for recovery.

Health Screenings of Patrons

- Indoor Movie Theaters must verbally screen all patrons upon entry with the questions about COVID-19 symptoms and exposure to COVID-19. Theaters must ask the questions and relay the information found at: https://www.sfcdcp.org/screeningvisitors. Indoor Movie Theaters must exclude from entering the facility those who answer yes to any of the questions on the above form.
- A copy of the applicable Screening Handout must be provided to anyone on request. Indoor Movie Theaters may use a poster or other large-format version of the Screening Handouts may be used to review the questions with people verbally.

DISINFECTION

- Auditoriums and each previously occupied seat must be disinfected between movie screenings and before the next group of patrons are permitted to enter an auditorium. Seat maps of patrons can be used after a screening to help target this activity. This enhanced cleaning will necessitate increased intervals between screenings. Consider using disposable or washable seat covers between each user, particularly on porous surfaces (for example, fabric cover cushioned chairs) that are difficult to properly clean.
- Perform thorough cleaning in high traffic areas such as waiting areas and lobbies, Personnel break rooms, etc., and areas of ingress and egress, including stairways and elevator banks. Frequently disinfect highly touched surfaces, including counters, credit card machines, touchscreens, buttons, doorknobs, armrests, toilets, hand washing facilities, etc.
- Highly touched areas (including high touch surfaces in bathrooms) should be disinfected approximately once per hour on a predetermined schedule and monitored by management to ensure compliance. Frequently disinfect bathrooms, at least every four hours (this is in addition to cleaning high-touch surfaces in bathrooms every hour). Conspicuously post a checklist inside each bathroom clearly detailing the dates and times the room was last cleaned, disinfected, or restocked.
- How to properly disinfect surfaces:
    - **Read and follow product label instructions for required protective equipment**. Gloves are frequently required to protect the users, long sleeves and eye protection are not uncommon.
    - **Clean first, then disinfect**. Disinfectants do not work well on soiled surfaces. See SF DPH Cleaning Guidance.
    - **Use the right product**. Choose EPA-registered disinfectants that are approved COVID-19. Find a complete list of approved products at https://cfpub.epa.gov/giwiz/disinfectants/index.cfm; you may also check the SF Environment website for reduced risk products.
    - **If concentrates must be used, follow dilution directions carefully and wear eye protection and gloves**. Follow label directions for products which require dilution. Measure, rather than "eye estimate" both the concentrate and the water; some suppliers have "Metered Dispensing Systems," which automate the measuring process. Don't forget to clearly label all containers with diluted products."

  - **Using too much product does not improve its performance and can create hazards for both the user and others who come into contact with treated surfaces**. In the case of chlorine bleach please note that for COVID-19 the CDC specifies a different concentration of bleach (Five Tablespoons per gallon of water or four teaspoons per quart of water) than is used for other applications.
  - **Don't wipe it off immediately**. EPA approved disinfectants require a minimum contact time to be effective against the human coronavirus, and the disinfectant must be left on the surface for this amount of time before being wiped off.
- Manufacturer's instructions for cleaning should be followed for sensitive electronic equipment (e.g. ticket machines, projectors).
- If Personnel are required to wear equipment such as radios, headsets, or earpieces, these must be designated for a specific individual and not shared. If sharing this equipment is unavoidable, protocols must be developed by the theater operator to ensure they are cleaned between each use according to manufacturer's suggested cleaning instructions.
- If items are handed out to patrons, such as 3D glasses, these should either be single use or protocols established to ensure disinfection between uses.
- Assisted audio devices should be thoroughly disinfected between uses according to manufacturer's suggested cleaning instructions.

VENTILATION

Make any necessary improvements to the ventilation of the establishment, including:

- HVAC systems (if one is present)
  - Ensure HVAC systems are serviced and functioning properly.
  - Evaluate possibilities for upgrading air filters to the highest efficiency possible.
  - Increase the percentage of outdoor air through the HVAC system, readjusting or overriding recirculation ("economizer") dampers.
  - Disable demand-control ventilation controls that reduce air supply based on temperature or occupancy.
  - Evaluate running the building ventilation system even when the building is unoccupied to maximize ventilation. At the minimum, reset timer-operated ventilation systems so that they start operating one to two hours before the building opens and two to three hours after the building is closed.
- Increase natural ventilation by opening windows and doors when environmental conditions and building requirements allow.
- Consider installing portable air cleaners ("HEPA filters").
- If the establishment uses pedestal fans or hard mounted fans, adjust the direction of fans to minimize air blowing from one individual's space to another's space.

For more information and additional resources, please see the following: San Francisco Department of Public Health (SFDPH): https://www.sfcdcp.org/COVID-ventilation.

Indoor Risk During the COVID-19 Pandemic

Scientists agree that the risk of transmitting COVID-19 is generally **much greater** indoors than outdoors. Consider the increased risk to yourself and your community before participating in indoor activities.

How Does Covid-19 Spread?
COVID-19 is transmitted from person-to-person and occurs in some of the following scenarios:

- Large droplets from coughing and sneezing are propelled directly into the face, nose, eyes, or mouth of someone nearby, usually within 6 feet. These droplets are sometimes called "ballistic droplets" because they travel in straight lines and are subject to the forces of gravity. OR
- Small droplets and particles are released when a person breathes, talks, sings, coughs, or sneezes. These small droplets and particles can remain suspended in the air for a period of time and/or move beyond 6 feet on indoor air currents. Other people might inhale these small droplets and particles even if they are further than six feet away. These droplets are sometimes referred to as "aerosols" or "bioaerosols". OR
- A person touches a surface that is contaminated and then touches a mucus membrane such as their nose, eyes or mouth. Contaminated surfaces are sometimes called "fomites".

The COVID-19 virus can travel in the air more than 6 feet and builds up indoors. Generally, whenever possible, choose outdoor activities over indoor activities, and if you need to go indoors, limit your time indoors if you are with people who are not in your household. Avoid enclosed spaces that are crowded and have poor ventilation.

The Guidance for Indoor Risk During the COVID-19 Pandemic (includes bibliography) can be found at sfcdcp.org/indoorrisk.

Frequently Asked Questions

Q. Can Personnel eat or drink in the theater during their breaks?
A. Personnel should take their snack or meal breaks outside if they can do so safely but may not take breaks in common areas of the theater or other workspaces such as a projection room. Personnel can eat and drink in a break room as long as safe physical distancing can be maintained, but are strongly encouraged to avoid gathering in break rooms even if distancing can be maintained. Personnel should clean and disinfect the area where they have taken their break.

Q. Can patrons enter the theater after the feature film has started?
A. Yes, patrons can enter the theater late, but only if theater's Personnel ensure the latecomers sit in their assigned seats and remain physically distant from other patrons in the theater.

Q. If there are many empty seats in the theater, can a patron switch to a different seat that is physically distant from others?
A. No, patrons cannot sit in any seat other than the one they were assigned. Since seating charts should be used when cleaning and disinfecting the theater it is important for the operator to have a record of where everyone was seated. Additionally, should it become necessary to do case investigation if there is

a known case of a COVID-positive patron in your Indoor Movie Theater, the Department of Public Health may need to consult an accurate seating chart.

Q. How often should we clean areas?
A. Disinfect high touch surfaces such as door handles, payment machines, counter tops, toilet seats, and faucets at least once per hour. In addition to cleaning high touch surfaces in bathrooms every hour, clean and disinfect bathrooms frequently, and at least every four hours. Post a cleaning log conspicuously in each bathroom.

Q. What is an example of how the capacity limits work?
A. If your Indoor Movie Theater complex has a total capacity of 2,400 people and includes six individual theaters, two with a capacity to seat 100 people each, two with a capacity to seat 400 people each, and two with a capacity to seat 600 people each, then, assuming at least six-foot physical distancing requirements are met at all times between patrons from different households and Personnel, you may have at any time (1) no more than 600 patrons in your entire facility (25% of 2,400), (2) no more than 25 patrons seated in each of the 100-person theaters (25% of 100), (3) no more than 100 patrons seated in each of the 400-person theaters (25% of 400), and (4) and no more than 100 patrons seated in each of the 600-person theaters (because 25% of 600 is 150 and exceeds the 100 patron cap, only 100 patrons may be seated in those theaters).

Q. Is it *really* riskier to be indoors?
A. Generally, yes. The same activity is usually much riskier indoors than outdoors because of the risk of aerosol transmission indoors.

Q. How much more risky?
A. Precise numbers are difficult to calculate but the science is clear: the COVID-19 virus can build up indoors and many individuals can get sick indoors even if they were more than 6 feet away from the infected person.

Each of these factors adds to your risk: participating in multiple indoor activities, being indoors with many other people from other households, taking your face covering off for any amount of time, being closer than 6 feet to other people, being around others who are singing or shouting. Activities that combine these risk factors multiply your risk even more.

Q. How can we reduce risk at indoor activities?

- Consider potential outdoor and in-home alternatives
- Find options for outdoors, curbside, delivery or take out
- Decide not to socialize indoors
- Plan and consider safety precautions for indoor activities well in advance
- Limit your group to members of your own household
- Limit the time spent indoors. Minimize time in places where masks are not worn consistently
- Find times when the location will not be busy or crowded
- Choose locations which have larger interior spaces and high ceilings
- Look for good ventilation, including good air flow due to open doors or open windows
- Do not enter if there are people not wearing masks and maintaining at least 6 feet social distance

- Singing, shouting, sneezing, or coughing carries much higher risk: go back outdoors if you see or hear these activities indoors
- Guard your minimum 6 feet of social distance
- Keep your mask on at all times.

Resources

Stay informed. Information is changing rapidly. Useful resources can be found at:

- San Francisco Department of Public Health (SFDPH)
  - https://www.sfcdcp.org/covid19
- Printable resources such as signage:
  - https://sf.gov/outreach-toolkit-coronavirus-covid-19
- California Blueprint for a Safer Economy issued by the State of California
  - https://covid19.ca.gov/safer-economy/#reopening-data
- California Department of Public Health (CDPH) Covid-19 Industry Guidance: Family Entertainment Centers
  - https://files.covid19.ca.gov/pdf/guidance-family-entertainment--en.pdf
- National Association of Theater Owners: CinemaSafe Voluntary Health & Safety Guidelines for United States Movie Theater Owners
  - https://www.cinemasafe.org/#guidelines
- Centers for Disease Control and Prevention (CDC)
  - List of Guidance documents (searchable) https://www.cdc.gov/coronavirus/2019-ncov/communication/guidance-list.html
- Promoting Face Covering-wearing during the COVID-19 pandemic: A POLICYMAKER'S GUIDE
  - https://preventepidemics.org/wp-content/uploads/2020/08/Promoting-Face covering-Wearing-During-COVID-19.pdf
- After testing
  - Informational Booklet: After your COVID-19 test: What to do while you wait for your test results to prevent the spread of COVID-19 and save lives

HSP

Health and Safety Plan

Checklist

Health Officer Directive No. 2020-35 (Exhibit B)
Health and Safety Plan (issued 10/7/2020)

Each Indoor Movie Theater must complete, post onsite, and follow this Health and Safety Plan.

Check off all items below that apply and list other required information.

Business/Entity name: *Contact name:*

Facility Address: *Email / telephone:*

(*You may contact the person listed above with any questions or comments about this plan*.)

Planning and Preparation for Opening Indoor Movie Theaters

☐ Familiarize with and complete all requirements set forth in Health Officer Directive 2020-35 and attached guidance for Indoor Movie Theaters, available at http://www.sfdph.org/directives.

☐ Create and implement a plan to manage the flow of patrons into and throughout the theater to facilitate health screening and monitor capacity levels, face covering compliance, and proper physical distancing. Include plan to stagger or space movie start times to avoid multiple groups of people entering or leaving movies at the same time.

☐ Create a reservation system to assign seats to patrons in way that separates each household by at least 6 feet in all directions.

☐ Prepare and post onsite and online the Social Distancing Protocol (see Appendix A of the Shelter in Place Health Order, posted at www.sfdph.org/healthorders)

☐ Designate a COVID-19 staff liaison (a Worksite Safety Monitor) to be the single point of contact at each site for questions or concerns around practices, protocols, or potential exposure. This person will also serve as a liaison to SFDPH.

☐ Train staff on health and safety practices that must be followed including all requirements of Health Officer Directive 2020-35 and the attached Interim Guidance for Indoor Movie Theaters.

☐ Understand the adjusted capacity of your movie theater (as further described in the guidance, each theater is limited to 25% of its capacity up to a maximum of 100 patrons, exclusive of Personnel) and be prepare to operate while strictly adhering to capacity limits.

Preparing the Indoor Movie Theater Space

☐ Post all mandatory signage found in the Interim Guidance for Indoor Movie Theaters available at www.sfcdcp.org/businesses

☐ Provide hand sanitizer at high-traffic locations like entrances, exits and near elevators.

☐ Establish pathways using tape, signs, or physical barriers to encourage physical distancing and one-way foot traffic, especially in narrow aisles and hallways. Use visual clues such as signs or floor markings at locations where lines will form, like the restrooms and the theater entrances.

☐ Configure ticket lines and ticket vending machines to ensure that physical distancing of 6 feet is maintained at all times.

☐ Block off alternate rows of seating within the theater in accordance with the theater's reservation plan and physical distancing requirements.

HSP

Health and Safety Plan

Checklist

Health Officer Directive No. 2020-35 (Exhibit B)
Health and Safety Plan (issued 10/7/2020)

Each Indoor Movie Theater must complete, post onsite, and follow this Health and Safety Plan.

☐ Close all common areas where people may gather.

☐ Remove or block off furniture or attractions in lobbies, lounges, entertainment spaces, or arcades that are not going to be used at this time.

☐ Close all concession stands and remove, empty or block off all food beverage vending machines. Close all restaurants, bars or other food/beverage service areas.

☐ In bathrooms, close every other sink, stall and urinal. Post signage establishing the bathroom's maximum capacity.

☐ Review https://www.sfcdcp.org/COVID-ventilation and implement all appropriate ventilation best practices in the facility.

Operational Requirements

☐ Strictly implement all requirements of Health Officer Directive 2020-35 and attached Interim Guidance while operating the theater. This includes enforcing all capacity limits, physical distancing and face covering requirements, and sanitation requirements.

☐ Do not present in-person performances in the theater.

☐ Sell tickets online or via phone; minimize use of paper tickets.

☐ Require patrons to remain in their assigned seats for the duration of the movie and ensure that patrons do not use seats other than those assigned to them.

☐ Require patrons to arrive no more than 30 minutes before show to minimize their time in the theater.

☐ Minimize the number of people in the lobby by staggering movie start times, and direct them away from patrons arriving for other screenings.

☐ Designate Personnel to oversee the physical distancing and line-up of patrons prior to entering the theatre, inside the lobbies and by washrooms. Designate Personnel to oversee seat assignments and to assist patrons in safely locating their seat and exiting auditoriums.

☐ Remind patrons to exit the theater auditorium one row at a time and maintain physical distancing on the way out. If possible, use alternate exits so that patrons do not have to exit through the lobby.

☐ Limit the number of patrons using the elevator to 4, or to only members of the same family.

Personnel and Patron Screening & Advisories

☐ Train Personnel in the requirements of the Health Officer Directive 2020-35, the attached DPH Guidance and this Health and Safety Plan (HSP), including their obligation to monitor patron compliance with Face Covering requirements.

☐ Develop a plan to ensure Personnel and patrons comply with social distancing requirements.

☐ Screen Personnel prior to entering the facility every day. See www.sfcdcp.org/screen

HSP

Health and Safety Plan

Checklist

Health Officer Directive No. 2020-35 (Exhibit B)
Health and Safety Plan (issued 10/7/2020)

Each Indoor Movie Theater must complete, post onsite, and follow this Health and Safety Plan.

☐ Ensure that all Patrons complete COVID-19 screening before entering the Indoor Movie Theater space. Anyone who answers "yes" to a screening question must be prevented from entry.

☐ Require patrons and Personnel to wear Face Coverings at all times according to the Face Covering Health Officer Order No. C19-12c.

Cleaning and Disinfecting Requirements

☐ Clean and disinfect the theater as required by Health Officer Directive 2020-35, the Social Distancing Protocol, and this Health and Safety Plan. Disinfect high touch surfaces routinely throughout the day, and at least once every hour.

☐ Disinfect auditoriums and each previously occupied seat between movie screenings and before the next group of patrons are permitted to enter an auditorium.

☐ Frequently clean and disinfect bathrooms, at least every four hours.

Additional Facility Requirements

☐ Check for pest infestation or harborage, and make sure all pest control measures are functioning.

☐ Make sure that plumbing is functioning and, if the facility was dormant, then the pipes are flushed.

Additional Measures

Click or tap here to enter text.

Indoor Movie Theater Self-certification (must be signed by Indoor Movie Theater Owner or Worksite Safety Monitor):

Initial each line and sign below:

_____ I acknowledge that I have read and fully understand the information above.

_____ The owner/Worksite Safety Monitor will ensure these principles and procedures will be reviewed with all current and future employees.

_____ _____
Print name Date:

_____
Signature

From:	Board of Supervisors, (BOS)
To:	BOS-Supervisors
Subject:	FW: COVID update from SF Jail Health
Date:	Wednesday, October 14, 2020 10:52:00 AM
Attachments:	COVID Update Jails Oct 2020.pdf

From: Pratt, Lisa (DPH) <lisa.pratt@sfdph.org>
Sent: Wednesday, October 14, 2020 10:11 AM
To: Board of Supervisors, (BOS) <board.of.supervisors@sfgov.org>
Subject: Fw: COVID update from SF Jail Health

Please see attached.

Lisa A. Pratt, MD, MPH
Director/Medical Director
Jail Health Services
lisa.pratt@sfdph.org
O: 415-995-1701
M: 415-515-0857
650 5th St #309, San Francisco, CA 94107
twitter | facebook | sfhealthnetwork.org

San Francisco Health Network
SAN FRANCISCO DEPARTMENT OF PUBLIC HEALTH

From: Pratt, Lisa (DPH)
Sent: Wednesday, October 14, 2020 8:24 AM
To: Raju, Manohar (PDR) <manohar.raju@sfgov.org>; Boudin, Chesa (DAT) <chesa@sfgov.org>; Fletcher, Karen (ADP) <karen.fletcher@sfgov.org>; davidm <davidm@sfpretrial.org>; LGiorgi@sftc.org <LGiorgi@sftc.org>; Miyamoto, Paul (SHF) <paul.miyamoto@sfgov.org>; Scott, William (POL) <william.scott@sfgov.org>
Cc: Colfax, Grant (DPH) <grant.colfax@sfdph.org>; Hammer, Hali (DPH) <hali.hammer@sfdph.org>; Breed, London (MYR) <london.breed@sfgov.org>; Harris, Danielle (PDR) <danielle.harris@sfgov.org>; Anderson, Tara (DAT) <tara.anderson@sfgov.org>; Halpern-Finnerty, Josie (DAT) <josie.halpern-finnerty@sfgov.org>
Subject: COVID update from SF Jail Health

To Criminal Justice Partners,

It has been almost seven months since my letter of March 24, 2020 in which I outlined the

risks of COVID infection faced by incarcerated people in the San Francisco Jail. Based on the facilities and the operations of the jail, I suggested a goal population 700-800 people. I would like to update you on the success of our partnership toward this goal and the new challenges ahead.

Because of your efforts, we had a significant reduction in the jail population, including fewer bookings as well as fewer jail bed days. Alternatives to detention, innovations in case processing along with bail reform and the emergency "zero-bail" order issued by the California Supreme Court resulted in a 40% reduction in the population from the baseline in January of 1238 to a low in August of 738. By decreasing the population density, we have been successful in preventing jail outbreaks and controlling transmission of those who enter the jail with identified COVID infection at intake. As of the end of August, we had identified 49 cases of COVID and owing to the critical work in partnership with the Sheriff's Office, we have been able to provide masks, COVID tests and appropriate space for isolation and quarantine to all incarcerated people. We were also able to provide frequent cleaning of the facilities. As a result, we have been able to prevent spread throughout the jail.

On September 4, 2020, Sheriff Miyamoto closed County Jail 4 [located in the Hall of Justice (HOJ)] in accordance with Ordinance 80-20. This closure occurred several months ahead of the legislated deadline and is a move widely applauded by advocates, incarcerated people and city leaders. In so doing, the jail effectively reduced available bed space by approximately 400, along with critical holding space used to provide access to incarcerated people to the courts located at the Hall of Justice for required proceedings.

Since September, we have seen a steady increase in the jail population. As I write this today, the population stands at 835, the greatest number since April 1, 2020. We have seen an increase in bookings as well as transfers from other county jails and state prisons (which had previously been on hold). Following the withdrawal of the emergency bail schedule from the California judicial council at the end of June, people remain in jail longer, adding to the conditions that increase risk of COVID transmission.

This temporal occurrence of an increasing population with a cell capacity reduction of 25% after the closure of County Jail 4 means that it is increasingly difficult to keep COVID infections at bay. There are approximately 448 cells that are appropriate for COVID isolation or quarantine. The overwhelming majority of these cells are occupied by persons needing celled housing (versus open bunks in dorms) for classification (custody) reasons. The few remaining can be set aside for COVID isolation. And this is not nearly enough.

In addition to an increased population density after CJ4 closed, the sheriff's office is now required to transport incarcerated people from San Bruno to the HOJ in vans and buses throughout the day. Upon arriving to the downtown complex, incarcerated people awaiting court are then held in holding cells and areas that result in a mixing of people in different stages of quarantine and isolation. It is virtually impossible to prevent this mixing of people, given the limited holding cells in the jails and the courts. This is how an outbreak begins in a correctional setting. One effective strategy to mitigate this particular risk is to increase the use of video court appearances and attorney conferences where possible.

As we head into the change of seasons, bringing cooler weather and holidays, we expect an increase in COVID cases. We also know there will be several court holidays that will further delay case processing. The above confluence of factors

leads me to again ask for aggressive strategies to reduce the jail population. Now that CJ4 is closed, in order to protect the health of incarcerated people I would offer a target number 25% lower than the previous recommendation to correspond with the reduction in beds – with a goal of 600. I expect that with this reduced jail population, we will be able to create the distance needed to mitigate spread of COVID infection.

This public health crisis continues to endanger the lives of incarcerated people, the staff that work in the jail, and the community at large. You have demonstrated an ability to move quickly and creatively to continue to divert people from jail and decrease their length of stay.

I appreciate your continued efforts during this extraordinary time.

Lisa

Lisa A. Pratt, MD, MPH
Director/Medical Director
Jail Health Services
lisa.pratt@sfdph.org
O: 415-995-1701
M: 415-515-0857
650 5th St #309, San Francisco, CA 94107
twitter | facebook | sfhealthnetwork.org

San Francisco Health Network

SAN FRANCISCO DEPARTMENT OF PUBLIC HEALTH

This e-mail is intended for the recipient only. If you receive this e-mail in error, notify the sender and destroy the e-mail immediately. Disclosure of the PHI contained herein may subject the discloser to civil or criminal penalties under state and federal privacy laws.

City and County of San Francisco
London N. Breed
Mayor

San Francisco Department of Public Health
Jail Health Services
Lisa A. Pratt, MD, MPH, Director

October 13, 2020

To Criminal Justice Partners,

It has been almost seven months since my letter of March 24, 2020 in which I outlined the risks of COVID infection faced by incarcerated people in the San Francisco Jail. Based on the facilities and the operations of the jail, I suggested a goal population 700-800 people. I would like to update you on the success of our partnership toward this goal and the new challenges ahead.

Because of your efforts, we had a significant reduction in the jail population, including fewer bookings as well as fewer jail bed days. Alternatives to detention, innovations in case processing along with bail reform and the emergency "zero-bail" order issued by the California Supreme Court resulted in a 40% reduction in the population from the baseline in January of 1238 to a low in August of 738. By decreasing the population density, we have been successful in preventing jail outbreaks and controlling transmission of those who enter the jail with identified COVID infection at intake. As of the end of August, we had identified 49 cases of COVID and owing to the critical work in partnership with the Sheriff's Office, we have been able to provide masks, COVID tests and appropriate space for isolation and quarantine to all incarcerated people. We were also able to provide frequent cleaning of the facilities. As a result, we have been able to prevent spread throughout the jail.

On September 4, 2020, Sheriff Miyamoto closed County Jail 4 [located in the Hall of Justice (HOJ)] in accordance with Ordinance 80-20. This closure occurred several months ahead of the legislated deadline and is a move widely applauded by advocates, incarcerated people and city leaders. In so doing, the jail effectively reduced available bed space by approximately 400, along with critical holding space used to provide access to incarcerated people to the courts located at the Hall of Justice for required proceedings.

Since September, we have seen a steady increase in the jail population. As I write this today, the population stands at 835, the greatest number since April 1, 2020. We have seen an increase in bookings as well as transfers from other county jails and state prisons (which had previously been on hold). Following the withdrawal of the emergency bail schedule from the California judicial council at the end of June, people remain in jail longer, adding to the conditions that increase risk of COVID transmission.

This temporal occurrence of an increasing population with a cell capacity reduction of 25% after the closure of County Jail 4 means that it is increasingly difficult to keep COVID infections at bay. There are approximately 448 cells that are appropriate for COVID isolation or quarantine. The overwhelming majority of these cells are occupied by persons needing celled housing (versus open bunks in dorms) for classification (custody) reasons. The few remaining can be set aside for COVID isolation. And this is not nearly enough.

In addition to an increased population density after CJ4 closed, the sheriff's office is now required to transport incarcerated people from San Bruno to the HOJ in vans and buses throughout the day. Upon arriving to the downtown complex, incarcerated people awaiting court are then held in holding cells and areas that result in a mixing of people in different stages of quarantine and isolation. It is

virtually impossible to prevent this mixing of people, given the limited holding cells in the jails and the courts. This is how an outbreak begins in a correctional setting. One effective strategy to mitigate this particular risk is to increase the use of video court appearances and attorney conferences where possible.

As we head into the change of seasons, bringing cooler weather and holidays, we expect an increase in COVID cases. We also know there will be several court holidays that will further delay case processing. The above confluence of factors leads me to again ask for aggressive strategies to reduce the jail population. Now that CJ4 is closed, in order to protect the health of incarcerated people I would offer a target number 25% lower than the previous recommendation to correspond with the reduction in beds – with a goal of 600. I expect that with this reduced jail population, we will be able to create the distance needed to mitigate spread of COVID infection.

This public health crisis continues to endanger the lives of incarcerated people, the staff that work in the jail, and the community at large. You have demonstrated an ability to move quickly and creatively to continue to divert people from jail and decrease their length of stay.

I appreciate your continued efforts during this extraordinary time.

Lisa A. Pratt, MD, MPH

From:	Board of Supervisors, (BOS)
To:	BOS-Supervisors
Subject:	FW: SEC. 1.24. - HOLD HARMLESS AGREEMENT Quarterly Reports Period of July - September 2020
Date:	Tuesday, October 6, 2020 1:03:00 AM
Attachments:	Letter to BOS Q1 Report July - September 2020.doc APPROVAL OF INDEMNITY PROVISIONS Summary July-Sept 2020.docx

From: Fitzgerald, Elizabeth (ADM) <elizabeth.fitzgerald@sfgov.org>
Sent: Monday, October 5, 2020 8:50 AM
To: Calvillo, Angela (BOS) <angela.calvillo@sfgov.org>; GUIBERT, GUS (CAT) <Gus.Guibert@sfcityatty.org>; Lane, Maura (CON) <maura.lane@sfgov.org>; Murdoch, Christine (LIB) <Christine.Murdoch@sfpl.org>
Subject: SEC. 1.24. - HOLD HARMLESS AGREEMENT Quarterly Reports Period of July - September 2020

Good morning,

Please find attached the Hold Harmless Agreement Quarterly Report covering the period of July 1 through September 30, 2020.

Let me know if you have any questions.

Thank you,

_____

Elizabeth Fitzgerald, Sr. Risk Analyst
Office of the City Administrator
Risk Management Division
25 Van Ness Avenue, Suite 750
San Francisco, CA 94102
Email: elizabeth.fitzgerald@sfgov.org

Working remotely (cell 510-672-3192)

CITY AND COUNTY OF SAN FRANCISCO
OFFICE OF THE
CITY ADMINISTRATOR
RISK MANAGEMENT DIVISION

London N. Breed
Naomi Kelly, City Administrator

TO: HONORABLE BOARD OF SUPERVISORS

FROM: MATT HANSEN
DIRECTOR

DATE: October 5, 2020

RE: INDEMNIFICATION QUARTERLY REPORT
JULY – SEPTEMBER 2020

This report is submitted to the Board of Supervisors as per Administrative Code Section 1.24, wherein the Risk Manager is required to maintain a record of all indemnification agreements approved under the authority granted to the Risk Manager by said Code and to submit quarterly reports of such approvals.

Copy of this report will be furnished to the City Attorney and City Controller as per ordinance, and forwarded to the San Francisco Main Library for filing.

cc: Dennis Herrera, City Attorney
Ben Rosenfield, Controller
SF Main Library, Government Section

25 Van Ness Avenue, Suite 750, San Francisco, CA 94102
Telephone (415) 554-2303; Fax (415) 554-2357

APPROVAL OF INDEMNITY PROVISIONS
JULY - SEPTEMBER 2020

MOU between the United States Fund for UNICEF and the San Francisco and Our Children Our Families Council
Mutual Indemnity

In an effort to pay greater attention to meeting the rights and needs of their youngest residents, the parties mutually agree to engage in activities to build child friendly governance with child/youth participation and build community through engagement with local stakeholders as well as implementing strategic activities for actualizing meaningful change for children at the local level.

UNICEF grants the City a non-exclusive, non-transferable license to use the UNICEF and UNICEF USA Licensed Material set forth in the MOU in promotional material.

Agreement between the California Department of Forestry and Fire Protection (CALFIRE) and the San Francisco Public Utilities Commission (SFPUC).

SFPUC to indemnity CALFIRE.

SFPUC needs to conduct prescribed burns on two earthen dam faces in San Mateo County on the Peninsula Watershed – San Andreas and Pilarcitos Dams.

The dam faces need to be cleared regularly to allows for inspections per requirements from the California Department of Water Resources, Division of Dam Safety. This also serves as an annual training exercise for CALFIRE and SFPUC staff preparing for fire season. The Peninsula Watershed is a State Responsibility Area, which means CALFIRE is the lead for firefighting response in response with local fire departments. The SFPUC responsibility as the landowner is to provide information, access, and support to CALFIRE. This Standard Agreement follows a now expired three-year agreement that allowed prescribed burns in previous years to serve the purposes described above.

Agreement between Pacific Gas and Electric Company (PG&E) and San Francisco Department of the Environment (SFE).

SFE to indemnity PG&E

SFE is seeking to enter into a contract with PG&E to administer an energy efficiency marketing program called EnergyAccessSF. The program will serve the residents and business located in San Francisco's disadvantaged communities (94125, 94102, 94103, 94110 and 94134). The program utilizes State ratepayer funds, which are overseen by the California Public Utilities Commission. PG&E collects the funds and distribute to SFE.

Agreement between Clark Construction Group (GC) and the Department of Public Works (DPW)

DPW to indemnity Clark Construction Group

The SFPD Traffic Company and Forensic Services Division Facility Project is funded through the Emergency Safety and Emergency Response (ESER) Bond Program. The project is located at 1995 Evans Avenue in the Bayview District. The project is currently in the tenth month of a twenty-five month construction phase.

Existing PG&E gas pipes in the public are obstructing construction activities and must be removed. PG&E has confirmed that the gas pipes are abandoned and no longer connected to the gas main. The City and PG&E are in dispute as to who is responsible for the existing pipe removal and cost obligation causing delay to the project. To mitigate further schedule impacts, DPW has asked the General Contractor Clark Construction to perform the required demolition of the subject gas pipes. Given the uncertainties of existing conditions in the public way, Clark Construction has requested indemnification.

Agreement between the California Department of Food and Agriculture and the San Francisco Department of Public Health, Environmental Health (DPH)

Mutual Indemnity on six (6) agreements.

1. **Weighmaster Program: Agreement No. 20-0034-000-SA**

   Under the contract, DPH will inspect junk dealers and recycling establishments licensed as Weighmasters to determine compliance with California Business and Professions Code.

2. **Fuels, Lubricants & Automotive Products Program: Agreement No. 20-00087-000-SA**

   DPH will inspect ser vice stations, quick lube and oil change shops. And auto service shops to determine compliance with the California Business and Professions Code for petroleum and automotive products advertising and labeling.

3. **Standardization Inspections: Agreement No. 20-0118-000-SA**

   DPH will perform inspection to ensure enforcement of the California Good and Agriculture Code, the California Code of Regulations and any State policies and procedures pertaining to fruits and vegetables.

4. **Certified Farmers Inspections: Agreement No. 20-0158-000-SA**

   DPH will perform market and production site inspections and investigations per the California Food and Agricultural Code, the California Code of Regulations and any established certified farmers' market and/or State policies and procedures.

5. **Organic Inspections: Agreement No. 20-0217-000-SA**

   DPH will perform inspections per the California Organics Food and Farming Act.

6. Glassy-Winged Sharpshooter Program: Agreement No. 1-0727-051-SF

DPH will establish a work plan for survey, inspection, and control of the glassy-winged sharpshooter.

Grant agreement between the San Francisco Parks Alliance (SFPA) and the San Francisco Department of Recreation and Park

SF Recreation and Park to indemnity the San Francisco Parks Alliance

The Recreation and Park Department operates and maintains real property owned by the City and County of San Francisco bound by South Park Street, with main entrances from 2nd and 3rd Streets, known as South Park. SFPA is a California nonprofit with the mission to champion, transform and activate parks and public spaces throughout the City, and provides fiscal sponsorship to the South Park Improvement Association (SPIA).

On behalf of SPIA, SFPA has proposed to hire and pay for the services of Martinelli Environmental Graphics to fabricate and install a historical sign in the Park and has offered to donate the sign services as a grant-in-place to the City.

Agreement between Deloitte Consulting LLP (Deloitte Consulting) and the San Francisco District Attorney's Office.

DA's office to indemnify Deloitte Consulting

The gift is for Deloitte Consulting to work on a pro bono basis to assist the DA's office to conduct three Strategic Planning Sessions. Deloitte Consulting will work with the DA's office to align on a high-level future vision for the DA's office; identify how high-level trends in criminal justice impact that vision; map the capabilities required to support execution of the vision; highlight actions needed at a conceptual level to meet capability gaps and opportunities; and sequence high-level actions required to activate the capabilities.

Agreement between Sirius Computer Solutions, Inc. and the San Francisco Department of Technology.

No indemnity provided by contractor for infringement

The Department of Technology intends to incorporate the Terms of Service for a Sirius Computer Solutions, Inc., an IBM reseller, to provide equipment maintenance of the City's IBM Mainframe. Sirius is an integrator of technology based solutions that spans data center equipment. Sirius will provide mainframe equipment maintenance and also assist the Department of Technology configure City's IBM Mainframe.

The Department of Technology recommends accepting the indemnification in its entirety because the equipment is maintained by certified IBM engineers for whom a separate agreement is being executed and insurance offered by IBM.

Student Training Agreements between Boston University, School of Social Work and Oregon Health and Science University and the Department of Public Health (DPH.

Mutual Indemnity

DPH seeks to include mutual indemnification language for their Student Training Agreements to establish non-monetary Student Training agreements with educational institutions to allow their students enrolled in approved and accredited academic health care programs to use DPH clinical facilities to gain clinical or job-related experienced.

Historically, student training agreements have provided evidence of General Liability, Professional Liability insurance and endorsements that name the City as additional insured throughout the term of the agreement.

Students placed in DPH clinical facilities are considered trainees in the department's workforce, and are under DPH medical supervision at all times.

From: Calvillo, Angela (BOS)
To: Mchugh, Eileen (BOS)
Subject: FW: NEWS RELEASE: SFPUC Announces Latest Details of Green Bond Offerings
Date: Friday, October 2, 2020 10:31:59 AM

From: communications@sfwater.org <communications@sfwater.org>
Sent: Friday, October 2, 2020 10:00 AM
To: BOS-Legislative Aides <bos-legislative_aides@sfgov.org>
Subject: NEWS RELEASE: SFPUC Announces Latest Details of Green Bond Offerings

525 Golden Gate Avenue, 12th Floor
San Francisco, CA 94102
T 415.554.3289
communications@sfwater.org

NEWS RELEASE
SFPUC Contact:
Will Reisman
415-551-4346
wreisman@sfwater.org

FOR IMMEDIATE RELEASE
October 2, 2020

SFPUC Announces Latest Details of Green Bond Offerings

Nearly $350 million in funding will benefit water infrastructure improvements and other initiatives that address climate change to be listed on London Stock Exchange

San Francisco, CA – The San Francisco Public Utilities Commission (SFPUC) has posted details of its newest bond offerings, which includes a $342 million (preliminary, subject to change) taxable green bond to refund bonds related to the agency's Water System Improvement Program (WSIP) which will also be listed on the London Stock Exchange.

"The SFPUC's Green Bond Program is a great example of how we embrace the notion of being both environmentally and fiscally responsible," said SFPUC General Manager Harlan L. Kelly, Jr. "These financing tools help us both fund critical infrastructure projects while also allowing us to adapt to the new realities brought on by climate change. By investing smartly now, we are preparing for the future."

To reach European investors, this taxable financing will be listed on the London Stock Exchange, a first for a US muni green bond. The offering represents the latest series of the SFPUC's Green Bonds, an innovative program the proceeds of which are dedicated to fund environmentally beneficial projects like clean water, renewable energy, and other initiatives that mitigate and adapt to the risks of climate change.

Along with the SFPUC, the bond offering is being managed by Goldman Sachs, Bank of America Securities, Morgan Stanley, Siebert Williams Shank and Company, and SMBC Nikko Securities America.

The SFPUC was the first issuer to certify a green bond under the Climate Bonds Water Criteria in 2016, a funding mechanism established by the Climate Bond Initiative (CBI.) In 2017, the SFPUC was subsequently recognized for its achievements by CBI in its Green Bond Pioneer Awards.

“Offshore listing is another step in the development of the US green municipal market and SFPUC are again leading the way,” said Justine Leigh-Bell, Deputy CEO Climate Bonds Initiative. “Climate impacts and clean water supply are interlinked. We can expect to see more municipal green issuers focused on addressing these twin challenges.”

With its latest offering, the SFPUC will now have offered more than $2.5 billion in green bonds, making it among the global leaders in the field of climate change financing initiatives.

All of the SFPUC’s green bond sale details are available on the agency’s investor portal, which is free and open to the public. Interested investors or residents can access the website to get more information on next week’s bond sale. More information is also available on the agency’s Green Bond report page, which identifies projects, environmental and social impacts, and alignment of projects with the United Nations Sustainable Development Goals.

About the San Francisco Public Utilities Commission
The San Francisco Public Utilities Commission (SFPUC) is a department of the City and County of San Francisco. It delivers drinking water to 2.7 million people in the San Francisco Bay Area, collects and treats wastewater for the City and County of San Francisco, and generates clean power for municipal buildings, residential customers, and businesses. Our mission is to provide our customers with high quality, efficient and reliable water, power, and sewer services in a manner that values environmental and community interests and sustains the resources entrusted to our care. Learn more at www.sfwater.org.

###

This email was sent to bos-legislative_aides@sfgov.org
San Francisco Public Utilities Commission, 525 Golden Gate Avenue, San Francisco, CA 94102, USA
Unsubscribe

From:	Board of Supervisors, (BOS)
To:	BOS-Supervisors
Subject:	FW: CCSF Monthly Pooled Investment Report for September 2020
Date:	Wednesday, October 14, 2020 1:36:00 PM
Attachments:	CCSF Monthly Pooled Investment Report for September 2020.pdf

From: Dion, Ichieh (TTX) <ichieh.dion@sfgov.org>
Sent: Wednesday, October 14, 2020 10:58 AM
Subject: CCSF Monthly Pooled Investment Report for September 2020

All-

Please find the CCSF Pooled Investment Report for the month of September attached for your use.

Regards,

Ichieh Dion
City and County of San Francisco
1 Dr. Carlton B. Goodlett Place, Room 140
San Francisco, CA 94102
415-554-5433

Office of the Treasurer & Tax Collector
City and County of San Francisco

Tajel Shah, Chief Assistant Treasurer
Robert L. Shaw, CFA, Chief Investment Officer

José Cisneros, Treasurer

Investment Report for the month of September 2020

October 15, 2020

The Honorable London N. Breed
Mayor of San Francisco
City Hall, Room 200
1 Dr. Carlton B. Goodlett Place
San Francisco, CA 94102-4638

The Honorable Board of Supervisors
City and County of San Franicsco
City Hall, Room 244
1 Dr. Carlton B. Goodlett Place
San Francisco, CA 94102-4638

Colleagues,

In accordance with the provisions of California State Government Code, Section 53646, we forward this report detailing the City's pooled fund portfolio as of September 30, 2020. These investments provide sufficient liquidity to meet expenditure requirements for the next six months and are in compliance with our statement of investment policy and California Code.

This correspondence and its attachments show the investment activity for the month of September 2020 for the portfolios under the Treasurer's management. All pricing and valuation data is obtained from Interactive Data Corporation.

CCSF Pooled Fund Investment Earnings Statistics *

	Current Month		Prior Month	
(in $ million)	Fiscal YTD	September 2020	Fiscal YTD	August 2020
Average Daily Balance	$ 11,169	$ 11,162	$ 11,172	$ 11,092
Net Earnings	26.82	8.37	18.45	8.87
Earned Income Yield	0.95%	0.91%	0.97%	0.94%

CCSF Pooled Fund Statistics *

(in $ million) **Investment Type**	**% of Portfolio**	**Book Value**	**Market Value**	**Wtd. Avg. Coupon**	**Wtd. Avg. YTM**	**WAM**
U.S. Treasuries	48.81%	$ 5,524.4	$ 5,542.6	0.57%	0.58%	150
Federal Agencies	27.67%	3,096.2	3,141.5	1.49%	1.52%	372
State & Local Government Agency Obligations	0.50%	56.4	57.3	2.35%	2.56%	196
Public Time Deposits	0.40%	45.0	45.0	0.19%	0.19%	117
Negotiable CDs	6.44%	730.0	731.5	0.87%	0.87%	86
Medium Term Notes	0.04%	5.0	5.0	3.05%	3.08%	100
Money Market Funds	11.86%	1,346.9	1,346.9	0.05%	0.05%	1
Supranationals	4.28%	480.5	485.5	0.68%	2.03%	435
Totals	100.0%	$ 11,284.4	$ 11,355.3	0.85%	0.87%	202

In the remainder of this report, we provide additional information and analytics at the security-level and portfolio-level, as recommended by the California Debt and Investment Advisory Commission.

Respectfully,



José Cisneros
Treasurer

cc: Treasury Oversight Committee: Aimee Brown, Kevin Kone, Brenda Kwee McNulty, Eric Sandler, Meghan Wallace
Ben Rosenfield - Controller, Office of the Controller
Mark de la Rosa - Acting Audits Director, Office of the Controller
Mayor's Office of Public Policy and Finance
San Francisco County Transportation Authority
San Francisco Public Library
San Francisco Health Service System

Portfolio Summary
Pooled Fund

As of September 30, 2020

(in $ million) Security Type	Par Value	Book Value	Market Value	Market/Book Price	Current % Allocation	Max. Policy Allocation	Compliant?
U.S. Treasuries	$ 5,521.0	$ 5,524.4	$ 5,542.6	100.33	48.81%	100%	Yes
Federal Agencies	3,096.5	3,096.2	3,141.5	101.46	27.67%	100%	Yes
State & Local Government Agency Obligations	56.7	56.4	57.3	101.63	0.50%	20%	Yes
Public Time Deposits	45.0	45.0	45.0	100.00	0.40%	100%	Yes
Negotiable CDs	730.0	730.0	731.5	100.20	6.44%	30%	Yes
Bankers Acceptances	-	-	-	-	0.00%	40%	Yes
Commercial Paper	-	-	-	-	0.00%	25%	Yes
Medium Term Notes	5.0	5.0	5.0	100.81	0.04%	25%	Yes
Repurchase Agreements	-	-	-	-	0.00%	10%	Yes
Reverse Repurchase/ Securities Lending Agreements	-	-	-	-	0.00%	$75mm	Yes
Money Market Funds - Government	1,346.9	1,346.9	1,346.9	100.00	11.86%	20%	Yes
LAIF	-	-	-	-	0.00%	$50mm	Yes
Supranationals	482.1	480.5	485.5	101.03	4.28%	30%	Yes
TOTAL	**$ 11,283.3**	**$ 11,284.4**	**$ 11,355.3**	**100.63**	**100.00%**	**-**	**Yes**

The City and County of San Francisco uses the following methodology to determine compliance: Compliance is pre-trade and calculated on both a par and market value basis, using the result with the lowest percentage of the overall portfolio value. Cash balances are included in the City's compliance calculations.

Please note the information in this report does not include cash balances. Due to fluctuations in the market value of the securities held in the Pooled Fund and changes in the City's cash position, the allocation limits may be exceeded on a post-trade compliance basis. In these instances, no compliance violation has occurred, as the policy limits were not exceeded prior to trade execution.
The full Investment Policy can be found at https://sftreasurer.org/banking-investments/investments

Totals may not add due to rounding.

City and County of San Francisco
Pooled Fund Portfolio Statistics

For the month ended September 30, 2020

Average Daily Balance	$11,162,201,688
Net Earnings	$8,366,959
Earned Income Yield	0.91%
Weighted Average Maturity	202 days

Investment Type	*($ million)*	Par Value	Book Value	Market Value
U.S. Treasuries		$ 5,521.0	$ 5,524.4	$ 5,542.6
Federal Agencies		3,096.5	3,096.2	3,141.5
State & Local Government Agency Obligations		56.7	56.4	57.3
Public Time Deposits		45.0	45.0	45.0
Negotiable CDs		730.0	730.0	731.5
Commercial Paper		-	-	-
Medium Term Notes		5.0	5.0	5.0
Money Market Funds		1,346.9	1,346.9	1,346.9
Supranationals		482.1	480.5	485.5
Total		**$ 11,283.3**	**$ 11,284.4**	**$ 11,355.3**

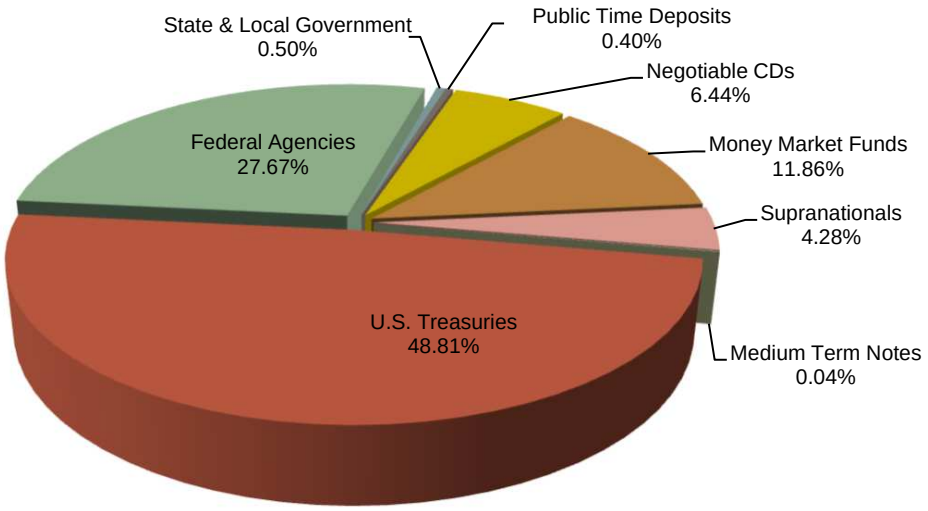

Asset Allocation by Market Value

Portfolio Analysis
Pooled Fund

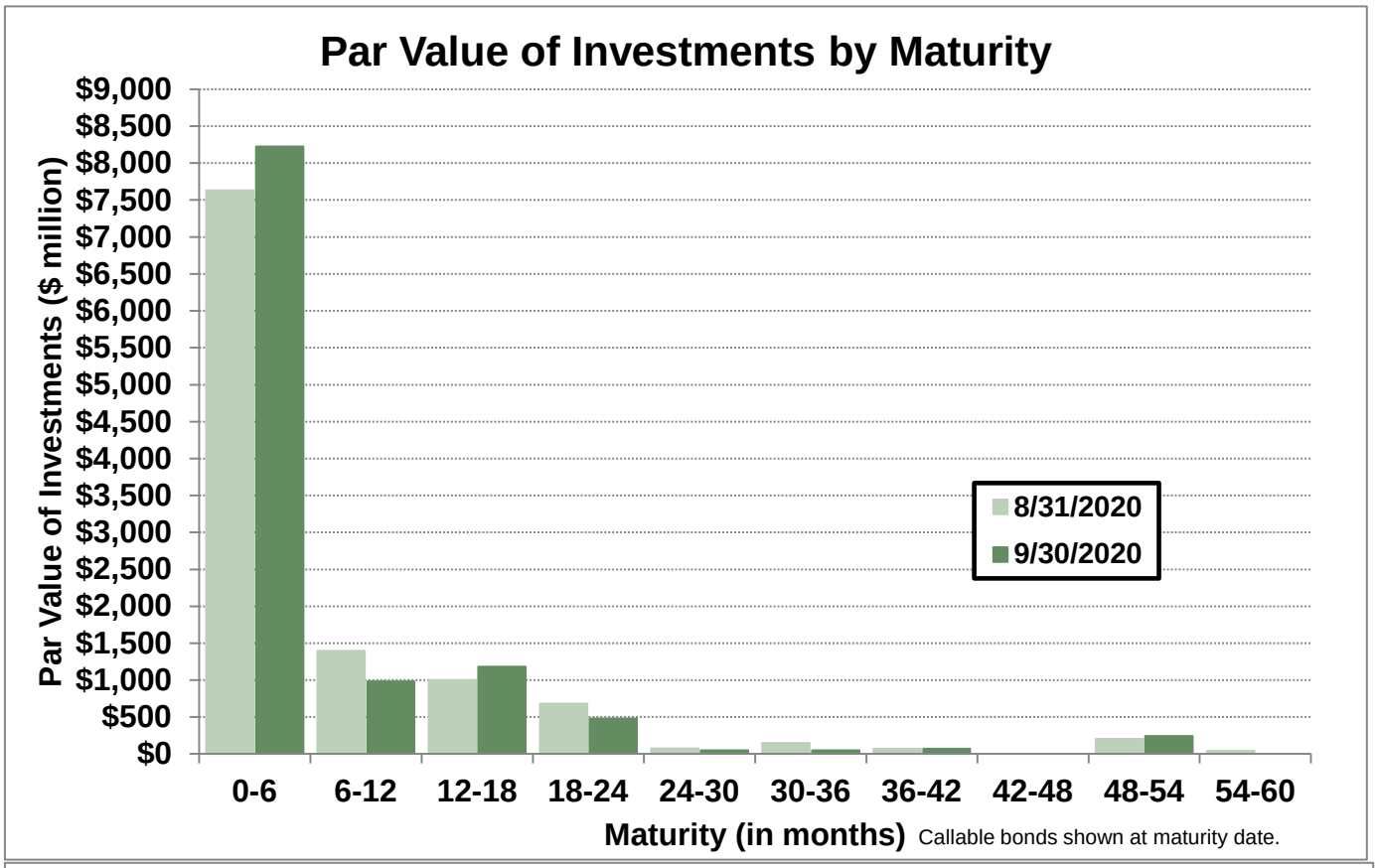

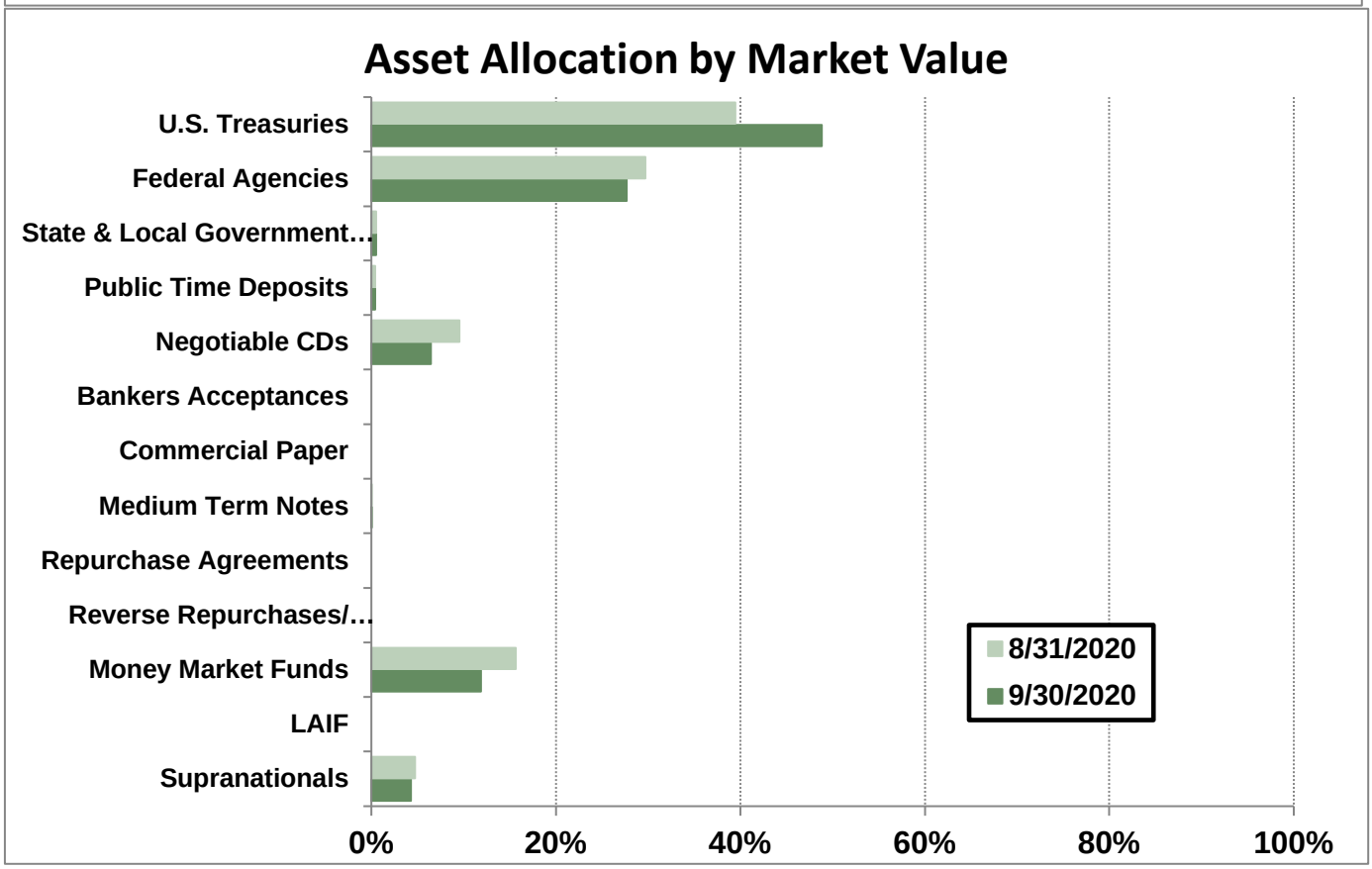

Yield Curves

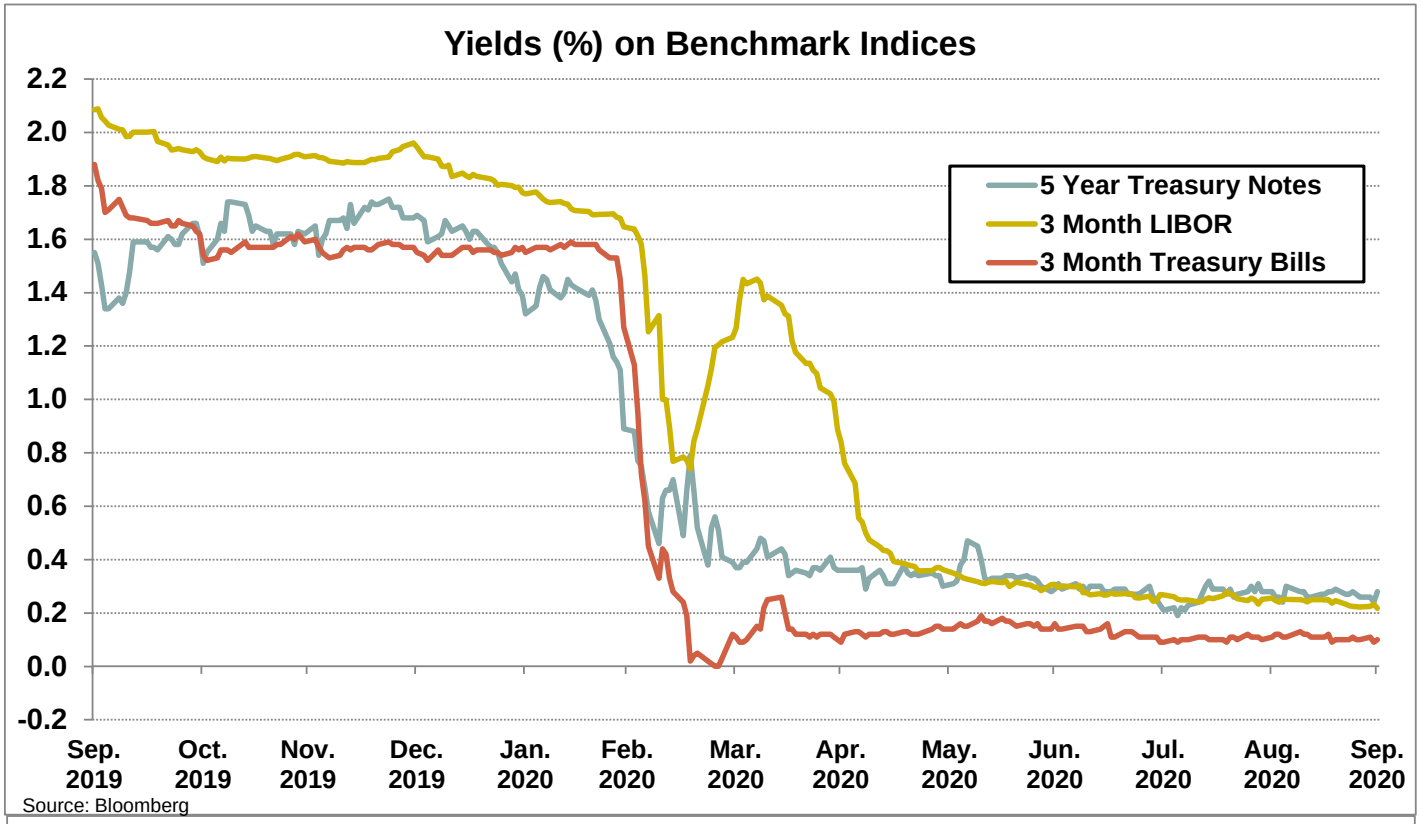

Source: Bloomberg

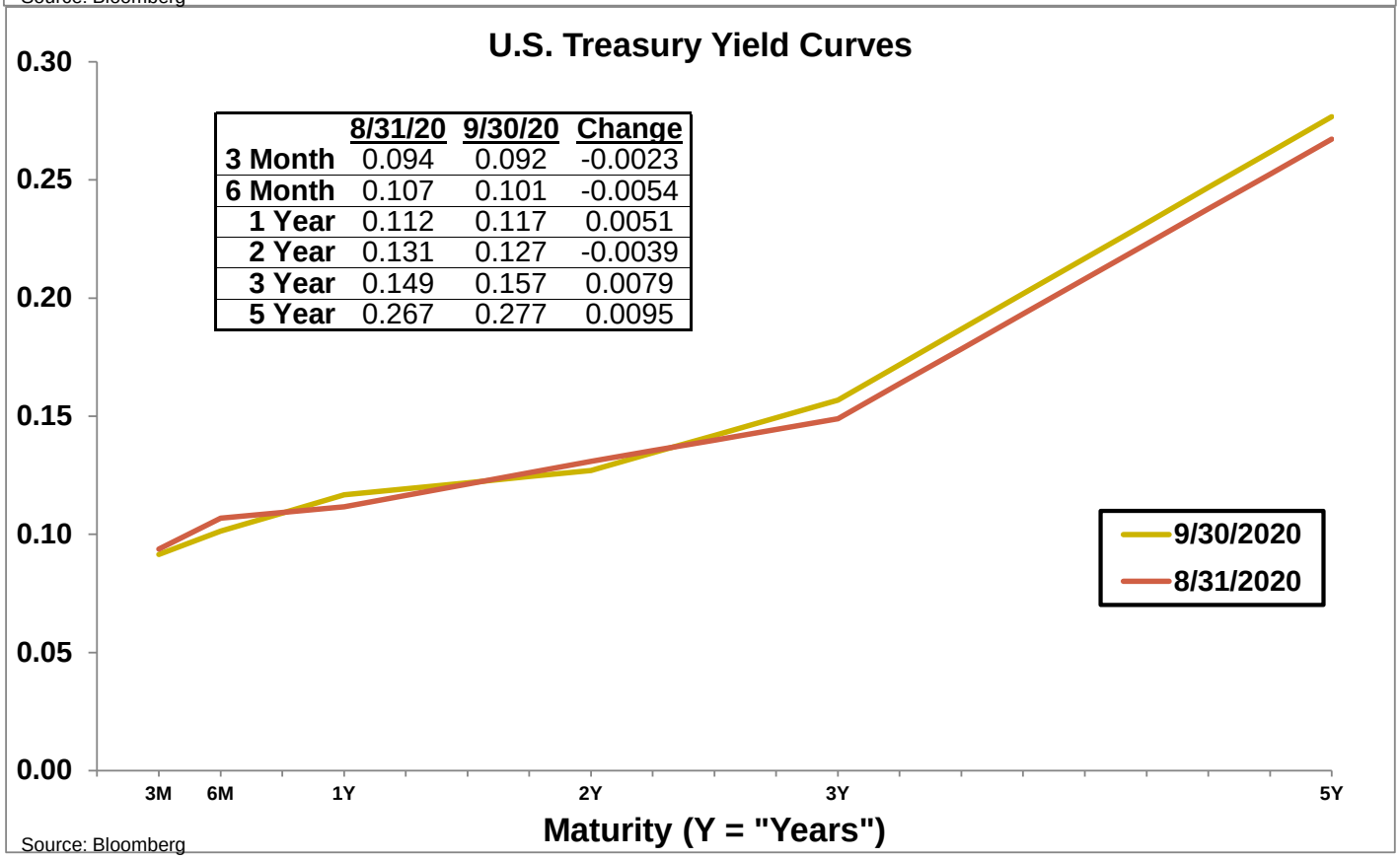

	8/31/20	9/30/20	Change
3 Month	0.094	0.092	-0.0023
6 Month	0.107	0.101	-0.0054
1 Year	0.112	0.117	0.0051
2 Year	0.131	0.127	-0.0039
3 Year	0.149	0.157	0.0079
5 Year	0.267	0.277	0.0095

Source: Bloomberg

Investment Inventory
Pooled Fund

As of September 30, 2020

Type of Investment	CUSIP	Issuer Name	Settle Date	Maturity Date	Coupon	Par Value	Book Value	Amortized Book Value	Market Value
U.S. Treasuries	9127962J7	TREASURY BILL	6/8/2020	10/1/2020	0.00	$ 25,000,000	$ 24,986,655	$ 25,000,000	$ 25,000,000
U.S. Treasuries	9127962J7	TREASURY BILL	9/22/2020	10/1/2020	0.00	25,000,000	24,999,581	25,000,000	25,000,000
U.S. Treasuries	9127962J7	TREASURY BILL	7/6/2020	10/1/2020	0.00	50,000,000	49,983,083	50,000,000	50,000,000
U.S. Treasuries	9127964G1	TREASURY BILL	9/22/2020	10/6/2020	0.00	25,000,000	24,999,388	24,999,781	24,999,750
U.S. Treasuries	9127964G1	TREASURY BILL	9/23/2020	10/6/2020	0.00	50,000,000	49,998,989	49,999,611	49,999,500
U.S. Treasuries	9127964H9	TREASURY BILL	8/18/2020	10/13/2020	0.00	25,000,000	24,996,387	24,999,226	24,999,500
U.S. Treasuries	9127964H9	TREASURY BILL	9/25/2020	10/13/2020	0.00	50,000,000	49,998,183	49,998,788	49,999,000
U.S. Treasuries	9127962R9	TREASURY BILL	7/16/2020	10/15/2020	0.00	50,000,000	49,981,674	49,997,181	49,998,500
U.S. Treasuries	9128282Z2	US TREASURY	11/20/2019	10/15/2020	1.63	50,000,000	50,000,000	50,000,000	50,029,000
U.S. Treasuries	9127964J5	TREASURY BILL	6/11/2020	10/20/2020	0.00	30,000,000	29,980,678	29,997,198	29,998,800
U.S. Treasuries	9127964J5	TREASURY BILL	5/28/2020	10/20/2020	0.00	50,000,000	49,969,540	49,996,009	49,998,000
U.S. Treasuries	9127964J5	TREASURY BILL	6/8/2020	10/20/2020	0.00	50,000,000	49,969,292	49,995,646	49,998,000
U.S. Treasuries	9127964J5	TREASURY BILL	9/23/2020	10/20/2020	0.00	50,000,000	49,997,375	49,998,153	49,998,000
U.S. Treasuries	9127962S7	TREASURY BILL	7/24/2020	10/22/2020	0.00	25,000,000	24,993,263	24,998,428	24,998,750
U.S. Treasuries	9127964K2	TREASURY BILL	5/28/2020	10/27/2020	0.00	50,000,000	49,965,694	49,994,132	49,997,000
U.S. Treasuries	9127964K2	TREASURY BILL	9/29/2020	10/27/2020	0.00	50,000,000	49,997,628	49,997,797	49,997,000
U.S. Treasuries	9127962T5	TREASURY BILL	7/29/2020	10/29/2020	0.00	50,000,000	49,986,839	49,995,994	49,996,500
U.S. Treasuries	9127964Q9	TREASURY BILL	6/11/2020	11/3/2020	0.00	50,000,000	49,963,750	49,991,750	49,995,750
U.S. Treasuries	9127964Q9	TREASURY BILL	6/15/2020	11/3/2020	0.00	50,000,000	49,966,066	49,992,058	49,995,750
U.S. Treasuries	912796TP4	TREASURY BILL	8/4/2020	11/5/2020	0.00	25,000,000	24,994,188	24,997,813	24,998,000
U.S. Treasuries	912796TP4	TREASURY BILL	8/6/2020	11/5/2020	0.00	25,000,000	24,994,313	24,997,813	24,998,000
U.S. Treasuries	912796TP4	TREASURY BILL	6/9/2020	11/5/2020	0.00	50,000,000	49,963,733	49,991,481	49,996,000
U.S. Treasuries	912796TP4	TREASURY BILL	9/23/2020	11/5/2020	0.00	50,000,000	49,995,222	49,996,111	49,996,000
U.S. Treasuries	9127964R7	TREASURY BILL	9/28/2020	11/10/2020	0.00	25,000,000	24,997,402	24,997,583	24,997,750
U.S. Treasuries	9127964R7	TREASURY BILL	6/12/2020	11/10/2020	0.00	55,000,000	54,960,782	54,989,611	54,995,050
U.S. Treasuries	9127962Z1	TREASURY BILL	8/13/2020	11/12/2020	0.00	50,000,000	49,986,729	49,993,875	49,994,500
U.S. Treasuries	9127964S5	TREASURY BILL	6/16/2020	11/17/2020	0.00	50,000,000	49,961,500	49,988,250	49,994,100
U.S. Treasuries	9127964S5	TREASURY BILL	6/16/2020	11/17/2020	0.00	50,000,000	49,961,286	49,988,185	49,994,100
U.S. Treasuries	9127963A5	TREASURY BILL	7/21/2020	11/19/2020	0.00	25,000,000	24,990,337	24,996,087	24,996,925
U.S. Treasuries	9127963A5	TREASURY BILL	7/27/2020	11/19/2020	0.00	25,000,000	24,990,816	24,996,087	24,996,925
U.S. Treasuries	9127963A5	TREASURY BILL	8/20/2020	11/19/2020	0.00	50,000,000	49,986,729	49,992,854	49,993,850
U.S. Treasuries	9127963A5	TREASURY BILL	9/30/2020	11/19/2020	0.00	50,000,000	49,994,757	49,994,862	49,993,850
U.S. Treasuries	9127964T3	TREASURY BILL	6/25/2020	11/24/2020	0.00	25,000,000	24,983,375	24,994,094	24,996,750
U.S. Treasuries	9127964T3	TREASURY BILL	8/10/2020	11/24/2020	0.00	25,000,000	24,992,970	24,996,419	24,996,750
U.S. Treasuries	9127964T3	TREASURY BILL	7/6/2020	11/24/2020	0.00	50,000,000	49,970,625	49,988,750	49,993,500
U.S. Treasuries	912796TU3	TREASURY BILL	9/3/2020	12/3/2020	0.00	50,000,000	49,986,729	49,990,812	49,991,500
U.S. Treasuries	9127963J6	TREASURY BILL	6/15/2020	12/10/2020	0.00	25,000,000	24,978,739	24,991,639	24,995,375
U.S. Treasuries	9127963J6	TREASURY BILL	6/15/2020	12/10/2020	0.00	25,000,000	24,978,739	24,991,639	24,995,375
U.S. Treasuries	9127963J6	TREASURY BILL	6/15/2020	12/10/2020	0.00	50,000,000	49,955,500	49,982,500	49,990,750
U.S. Treasuries	9128283L2	US TREASURY	11/18/2019	12/15/2020	1.88	50,000,000	50,128,906	50,024,600	50,179,500
U.S. Treasuries	9128283L2	US TREASURY	11/26/2019	12/15/2020	1.88	50,000,000	50,119,141	50,023,209	50,179,500
U.S. Treasuries	9127963K3	TREASURY BILL	6/19/2020	12/17/2020	0.00	50,000,000	49,959,149	49,982,622	49,990,100
U.S. Treasuries	9127963L1	TREASURY BILL	6/29/2020	12/24/2020	0.00	25,000,000	24,979,913	24,990,521	24,994,175
U.S. Treasuries	9127963L1	TREASURY BILL	7/2/2020	12/24/2020	0.00	50,000,000	49,964,028	49,982,733	49,988,350
U.S. Treasuries	9127963L1	TREASURY BILL	8/27/2020	12/24/2020	0.00	50,000,000	49,982,646	49,987,750	49,988,350
U.S. Treasuries	9127965F2	TREASURY BILL	7/28/2020	12/29/2020	0.00	25,000,000	24,986,354	24,992,114	24,994,500
U.S. Treasuries	9127965F2	TREASURY BILL	7/28/2020	12/29/2020	0.00	50,000,000	49,972,194	49,983,931	49,989,000
U.S. Treasuries	912796TY5	TREASURY BILL	7/21/2020	12/31/2020	0.00	36,000,000	35,980,440	35,989,080	35,991,000
U.S. Treasuries	912828N48	US TREASURY	11/22/2019	12/31/2020	1.75	50,000,000	50,058,594	50,013,166	50,201,500

Investment Inventory
Pooled Fund

Type of Investment	CUSIP	Issuer Name	Settle Date	Maturity Date	Coupon	Par Value	Book Value	Amortized Book Value	Market Value
U.S. Treasuries	912796A58	TREASURY BILL	8/4/2020	1/5/2021	0.00	50,000,000	49,979,039	49,986,933	49,987,500
U.S. Treasuries	912796A58	TREASURY BILL	8/4/2020	1/5/2021	0.00	50,000,000	49,978,397	49,986,533	49,987,500
U.S. Treasuries	912796A66	TREASURY BILL	8/11/2020	1/12/2021	0.00	25,000,000	24,988,717	24,992,454	24,994,750
U.S. Treasuries	912796A66	TREASURY BILL	8/11/2020	1/12/2021	0.00	25,000,000	24,988,343	24,992,203	24,994,750
U.S. Treasuries	912796A66	TREASURY BILL	9/29/2020	1/12/2021	0.00	25,000,000	24,993,438	24,993,563	24,994,750
U.S. Treasuries	912796A66	TREASURY BILL	8/27/2020	1/12/2021	0.00	50,000,000	49,980,450	49,985,408	49,989,500
U.S. Treasuries	9127963U1	TREASURY BILL	8/31/2020	1/14/2021	0.00	25,000,000	24,990,408	24,992,594	24,992,625
U.S. Treasuries	9127963U1	TREASURY BILL	7/16/2020	1/14/2021	0.00	50,000,000	49,963,347	49,978,854	49,985,250
U.S. Treasuries	9128283Q1	US TREASURY	3/4/2019	1/15/2021	2.00	50,000,000	49,486,328	49,920,279	50,273,500
U.S. Treasuries	9128283Q1	US TREASURY	11/18/2019	1/15/2021	2.00	50,000,000	50,210,938	50,052,734	50,273,500
U.S. Treasuries	9128283Q1	US TREASURY	11/22/2019	1/15/2021	2.00	50,000,000	50,208,984	50,052,744	50,273,500
U.S. Treasuries	9128283Q1	US TREASURY	12/3/2019	1/15/2021	2.00	50,000,000	50,175,781	50,045,557	50,273,500
U.S. Treasuries	912796A74	TREASURY BILL	8/18/2020	1/19/2021	0.00	25,000,000	24,987,618	24,991,156	24,992,000
U.S. Treasuries	912796A74	TREASURY BILL	8/26/2020	1/19/2021	0.00	25,000,000	24,989,703	24,992,242	24,992,000
U.S. Treasuries	912796A74	TREASURY BILL	8/27/2020	1/19/2021	0.00	50,000,000	49,979,458	49,984,417	49,984,000
U.S. Treasuries	9127963V9	TREASURY BILL	7/24/2020	1/21/2021	0.00	25,000,000	24,984,163	24,990,200	24,992,025
U.S. Treasuries	9127963V9	TREASURY BILL	7/27/2020	1/21/2021	0.00	25,000,000	24,984,425	24,990,200	24,992,025
U.S. Treasuries	9127963V9	TREASURY BILL	7/28/2020	1/21/2021	0.00	25,000,000	24,985,127	24,990,589	24,992,025
U.S. Treasuries	912796A82	TREASURY BILL	8/25/2020	1/26/2021	0.00	50,000,000	49,975,403	49,981,313	49,979,500
U.S. Treasuries	912796A82	TREASURY BILL	8/25/2020	1/26/2021	0.00	50,000,000	49,975,938	49,981,719	49,979,500
U.S. Treasuries	912796B65	TREASURY BILL	9/1/2020	2/2/2021	0.00	50,000,000	49,976,258	49,980,883	49,983,650
U.S. Treasuries	912796B65	TREASURY BILL	9/4/2020	2/2/2021	0.00	50,000,000	49,975,882	49,980,194	49,983,650
U.S. Treasuries	9127963W7	TREASURY BILL	8/10/2020	2/4/2021	0.00	25,000,000	24,986,279	24,990,288	24,991,000
U.S. Treasuries	9127963W7	TREASURY BILL	8/18/2020	2/4/2021	0.00	25,000,000	24,986,424	24,989,938	24,991,000
U.S. Treasuries	9127963W7	TREASURY BILL	8/6/2020	2/4/2021	0.00	50,000,000	49,973,458	49,981,625	49,982,000
U.S. Treasuries	912796B73	TREASURY BILL	9/8/2020	2/9/2021	0.00	50,000,000	49,974,868	49,978,622	49,979,100
U.S. Treasuries	912796B73	TREASURY BILL	9/29/2020	2/9/2021	0.00	50,000,000	49,982,451	49,982,715	49,979,100
U.S. Treasuries	9127964C0	TREASURY BILL	8/24/2020	2/11/2021	0.00	25,000,000	24,987,531	24,990,302	24,990,300
U.S. Treasuries	9127964C0	TREASURY BILL	9/28/2020	2/11/2021	0.00	25,000,000	24,991,406	24,991,595	24,990,300
U.S. Treasuries	9127964C0	TREASURY BILL	8/13/2020	2/11/2021	0.00	50,000,000	49,969,667	49,977,833	49,980,600
U.S. Treasuries	9127964D8	TREASURY BILL	8/24/2020	2/18/2021	0.00	25,000,000	24,986,156	24,989,111	24,990,250
U.S. Treasuries	9127964D8	TREASURY BILL	8/31/2020	2/18/2021	0.00	25,000,000	24,987,591	24,989,840	24,990,250
U.S. Treasuries	9127964D8	TREASURY BILL	8/20/2020	2/18/2021	0.00	50,000,000	49,969,667	49,976,667	49,980,500
U.S. Treasuries	912796B99	TREASURY BILL	9/22/2020	2/23/2021	0.00	50,000,000	49,977,007	49,978,351	49,980,000
U.S. Treasuries	912796B99	TREASURY BILL	9/22/2020	2/23/2021	0.00	50,000,000	49,979,445	49,980,647	49,980,000
U.S. Treasuries	912796B99	TREASURY BILL	9/30/2020	2/23/2021	0.00	50,000,000	49,980,635	49,980,767	49,980,000
U.S. Treasuries	912796XE4	TREASURY BILL	8/27/2020	2/25/2021	0.00	50,000,000	49,971,942	49,977,338	49,979,500
U.S. Treasuries	912796XE4	TREASURY BILL	9/21/2020	2/25/2021	0.00	50,000,000	49,977,854	49,979,264	49,979,500
U.S. Treasuries	912796XE4	TREASURY BILL	8/27/2020	2/25/2021	0.00	100,000,000	99,939,333	99,951,000	99,959,000
U.S. Treasuries	912796C23	TREASURY BILL	9/30/2020	3/2/2021	0.00	25,000,000	24,989,853	24,989,919	24,989,450
U.S. Treasuries	912796C23	TREASURY BILL	9/30/2020	3/2/2021	0.00	25,000,000	24,989,641	24,989,708	24,989,450
U.S. Treasuries	912796C23	TREASURY BILL	9/29/2020	3/2/2021	0.00	50,000,000	49,978,397	49,978,678	49,978,900
U.S. Treasuries	912796C23	TREASURY BILL	9/29/2020	3/2/2021	0.00	50,000,000	49,977,542	49,977,833	49,978,900
U.S. Treasuries	9127964F3	TREASURY BILL	9/4/2020	3/4/2021	0.00	25,000,000	24,986,048	24,988,129	24,989,300
U.S. Treasuries	9127964F3	TREASURY BILL	9/3/2020	3/4/2021	0.00	150,000,000	149,912,792	149,926,208	149,935,800
U.S. Treasuries	9127964M8	TREASURY BILL	9/10/2020	3/11/2021	0.00	100,000,000	99,936,806	99,944,098	99,954,200
U.S. Treasuries	9128284B3	US TREASURY	11/22/2019	3/15/2021	2.38	50,000,000	50,472,656	50,162,815	50,515,500
U.S. Treasuries	9128284B3	US TREASURY	12/6/2019	3/15/2021	2.38	50,000,000	50,449,219	50,159,400	50,515,500
U.S. Treasuries	9127964N6	TREASURY BILL	9/17/2020	3/18/2021	0.00	50,000,000	49,972,194	49,974,333	49,975,500
U.S. Treasuries	9127964N6	TREASURY BILL	9/17/2020	3/18/2021	0.00	100,000,000	99,939,333	99,944,000	99,951,000

Investment Inventory
Pooled Fund

Type of Investment	CUSIP	Issuer Name	Settle Date	Maturity Date	Coupon	Par Value	Book Value	Amortized Book Value	Market Value
U.S. Treasuries	9127962F5	TREASURY BILL	9/24/2020	3/25/2021	0.00	25,000,000	24,987,108	24,987,604	24,987,000
U.S. Treasuries	9127962F5	TREASURY BILL	9/24/2020	3/25/2021	0.00	25,000,000	24,987,159	24,987,653	24,987,000
U.S. Treasuries	9127962F5	TREASURY BILL	9/24/2020	3/25/2021	0.00	100,000,000	99,946,917	99,948,958	99,948,000
U.S. Treasuries	912828C57	US TREASURY	4/15/2019	3/31/2021	2.25	50,000,000	49,863,281	49,965,438	50,533,000
U.S. Treasuries	9128284G2	US TREASURY	4/9/2019	4/15/2021	2.38	50,000,000	50,013,672	50,003,636	50,611,500
U.S. Treasuries	9128284G2	US TREASURY	12/9/2019	4/15/2021	2.38	50,000,000	50,462,891	50,184,030	50,611,500
U.S. Treasuries	9128284G2	US TREASURY	12/11/2019	4/15/2021	2.38	50,000,000	50,457,031	50,182,440	50,611,500
U.S. Treasuries	9128284T4	US TREASURY	11/26/2019	6/15/2021	2.63	50,000,000	50,732,422	50,331,980	50,883,000
U.S. Treasuries	9128284T4	US TREASURY	11/27/2019	6/15/2021	2.63	50,000,000	50,744,141	50,337,887	50,883,000
U.S. Treasuries	9128284T4	US TREASURY	12/11/2019	6/15/2021	2.63	50,000,000	50,697,266	50,324,633	50,883,000
U.S. Treasuries	9128284T4	US TREASURY	12/18/2019	6/15/2021	2.63	50,000,000	50,714,844	50,337,091	50,883,000
U.S. Treasuries	9128287A2	US TREASURY	11/8/2019	6/30/2021	1.63	50,000,000	49,933,594	49,969,896	50,558,500
U.S. Treasuries	9128287A2	US TREASURY	12/3/2019	6/30/2021	1.63	50,000,000	49,968,750	49,985,217	50,558,500
U.S. Treasuries	9128287A2	US TREASURY	12/9/2019	6/30/2021	1.63	50,000,000	49,978,516	49,989,730	50,558,500
U.S. Treasuries	912828S27	US TREASURY	8/15/2017	6/30/2021	1.13	25,000,000	24,519,531	24,907,641	25,187,500
U.S. Treasuries	912828Y20	US TREASURY	12/12/2019	7/15/2021	2.63	50,000,000	50,728,516	50,359,869	50,984,500
U.S. Treasuries	912828YC8	US TREASURY	12/9/2019	8/31/2021	1.50	50,000,000	49,865,234	49,928,666	50,625,000
U.S. Treasuries	912828T34	US TREASURY	12/11/2019	9/30/2021	1.13	50,000,000	49,498,047	49,722,745	50,488,500
U.S. Treasuries	912828T67	US TREASURY	11/10/2016	10/31/2021	1.25	50,000,000	49,574,219	49,907,388	50,605,500
U.S. Treasuries	912828U65	US TREASURY	12/13/2016	11/30/2021	1.75	100,000,000	99,312,500	99,838,838	101,883,000
U.S. Treasuries	912828U81	US TREASURY	11/22/2019	12/31/2021	2.00	50,000,000	50,402,344	50,238,271	51,160,000
U.S. Treasuries	912828XW5	US TREASURY	8/15/2017	6/30/2022	1.75	25,000,000	24,977,539	24,991,962	25,708,000
U.S. Treasuries	912828S35	US TREASURY	1/9/2020	6/30/2023	1.38	50,000,000	49,605,469	49,688,233	51,691,500
U.S. Treasuries	912828WE6	US TREASURY	12/17/2019	11/15/2023	2.75	50,000,000	51,960,938	51,564,359	54,019,500
Subtotals					**0.57**	**$ 5,521,000,000**	**$ 5,524,406,162**	**$ 5,523,025,898**	**$ 5,542,616,725**
Federal Agencies	3130ACK52	FEDERAL HOME LOAN BANK	3/12/2018	10/5/2020	1.70	$ 25,530,000	$ 25,035,101	$ 25,527,890	$ 25,534,340
Federal Agencies	313384J75	FED HOME LN DISCOUNT NT	7/9/2020	10/7/2020	0.00	50,000,000	49,981,875	49,998,792	49,999,500
Federal Agencies	313384J91	FED HOME LN DISCOUNT NT	7/13/2020	10/9/2020	0.00	13,500,000	13,495,380	13,499,580	13,499,865
Federal Agencies	313396K51	FREDDIE MAC DISCOUNT NT	7/7/2020	10/13/2020	0.00	31,819,000	31,806,007	31,817,409	31,818,364
Federal Agencies	313384K65	FED HOME LN DISCOUNT NT	6/8/2020	10/14/2020	0.00	25,000,000	24,985,333	24,998,510	24,999,500
Federal Agencies	313384K65	FED HOME LN DISCOUNT NT	6/8/2020	10/14/2020	0.00	25,000,000	24,985,333	24,998,510	24,999,500
Federal Agencies	3133EKR57	FEDERAL FARM CREDIT BANK	9/25/2019	10/20/2020	0.20	112,500,000	112,450,838	112,497,611	112,503,375
Federal Agencies	3130AHDF7	FEDERAL HOME LOAN BANK	2/12/2020	10/21/2020	1.63	50,000,000	50,019,700	50,001,563	50,041,000
Federal Agencies	313384L56	FED HOME LN DISCOUNT NT	7/15/2020	10/21/2020	0.00	50,000,000	49,980,944	49,996,111	49,998,500
Federal Agencies	3132X0KR1	FARMER MAC	11/2/2016	11/2/2020	0.36	25,000,000	25,000,000	25,000,000	25,004,500
Federal Agencies	3133EJT90	FEDERAL FARM CREDIT BANK	11/16/2018	11/16/2020	2.95	50,000,000	49,947,835	49,996,717	50,180,500
Federal Agencies	3137EAEK1	FREDDIE MAC	11/15/2017	11/17/2020	1.88	50,000,000	49,952,000	49,997,945	50,114,500
Federal Agencies	3134GBX56	FREDDIE MAC	11/24/2017	11/24/2020	2.25	60,000,000	60,223,200	60,010,997	60,186,600
Federal Agencies	3134GBLR1	FREDDIE MAC	5/25/2017	11/25/2020	1.75	24,715,000	24,712,529	24,714,894	24,774,069
Federal Agencies	3133EHW58	FEDERAL FARM CREDIT BANK	11/27/2017	11/27/2020	1.90	25,000,000	24,992,629	24,999,617	25,068,500
Federal Agencies	3133EHW58	FEDERAL FARM CREDIT BANK	11/27/2017	11/27/2020	1.90	25,000,000	24,992,629	24,999,617	25,068,500
Federal Agencies	3130A3UQ5	FEDERAL HOME LOAN BANK	12/13/2017	12/11/2020	1.88	10,000,000	9,957,600	9,997,248	10,034,300
Federal Agencies	3132X0ZY0	FARMER MAC	12/15/2017	12/15/2020	2.05	12,750,000	12,741,458	12,749,415	12,800,873
Federal Agencies	313384T74	FED HOME LN DISCOUNT NT	6/19/2020	12/18/2020	0.00	25,000,000	24,978,514	24,990,792	24,995,250
Federal Agencies	313384T74	FED HOME LN DISCOUNT NT	6/19/2020	12/18/2020	0.00	25,000,000	24,978,514	24,990,792	24,995,250
Federal Agencies	3133EGX75	FEDERAL FARM CREDIT BANK	12/21/2016	12/21/2020	0.35	50,000,000	50,000,000	50,000,000	50,023,000
Federal Agencies	3133EFTX5	FEDERAL FARM CREDIT BANK	12/24/2015	12/24/2020	0.48	100,000,000	100,000,000	100,000,000	100,080,000
Federal Agencies	313384V30	FED HOME LN DISCOUNT NT	7/7/2020	12/30/2020	0.00	50,000,000	49,959,911	49,979,500	49,989,000
Federal Agencies	3133EJ4Q9	FEDERAL FARM CREDIT BANK	1/11/2019	1/11/2021	2.55	100,000,000	99,934,000	99,990,791	100,671,000

Investment Inventory
Pooled Fund

Type of Investment	CUSIP	Issuer Name	Settle Date	Maturity Date	Coupon	Par Value	Book Value	Amortized Book Value	Market Value
Federal Agencies	3133EJCE7	FEDERAL FARM CREDIT BANK	4/16/2018	2/12/2021	2.35	50,000,000	49,673,710	49,957,674	50,402,000
Federal Agencies	3137EAEL9	FREDDIE MAC	2/16/2018	2/16/2021	2.38	22,000,000	21,941,920	21,992,687	22,184,360
Federal Agencies	313385CJ3	FED HOME LN DISCOUNT NT	8/28/2020	2/26/2021	0.00	47,000,000	46,972,675	46,977,779	46,980,730
Federal Agencies	3133EKCS3	FEDERAL FARM CREDIT BANK	3/11/2019	3/11/2021	2.55	50,000,000	49,975,000	49,994,494	50,535,000
Federal Agencies	3133EKCS3	FEDERAL FARM CREDIT BANK	3/11/2019	3/11/2021	2.55	50,000,000	49,975,000	49,994,494	50,535,000
Federal Agencies	3133EKR99	FEDERAL FARM CREDIT BANK	10/3/2019	3/25/2021	0.26	90,000,000	89,982,000	89,994,156	90,052,200
Federal Agencies	3132X0Q53	FARMER MAC	3/29/2018	3/29/2021	2.60	6,350,000	6,343,079	6,348,870	6,427,470
Federal Agencies	3132X0Q53	FARMER MAC	3/29/2018	3/29/2021	2.60	20,450,000	20,427,710	20,446,359	20,699,490
Federal Agencies	3133EKFP6	FEDERAL FARM CREDIT BANK	4/5/2019	4/5/2021	2.23	25,000,000	24,916,500	24,978,754	25,267,000
Federal Agencies	3133EKFP6	FEDERAL FARM CREDIT BANK	4/5/2019	4/5/2021	2.23	25,000,000	24,917,500	24,979,008	25,267,000
Federal Agencies	3133EJNS4	FEDERAL FARM CREDIT BANK	5/22/2018	5/10/2021	2.70	17,700,000	17,653,095	17,690,437	17,973,819
Federal Agencies	3135G0U35	FANNIE MAE	6/25/2018	6/22/2021	2.75	25,000,000	24,994,250	24,998,611	25,472,000
Federal Agencies	3135G0Q89	FANNIE MAE	10/21/2016	10/7/2021	1.38	25,000,000	25,000,000	25,000,000	25,309,250
Federal Agencies	3133EJK24	FEDERAL FARM CREDIT BANK	10/19/2018	10/19/2021	3.00	25,000,000	24,980,900	24,993,325	25,738,750
Federal Agencies	3133EGZJ7	FEDERAL FARM CREDIT BANK	10/25/2016	10/25/2021	1.38	14,500,000	14,500,000	14,500,000	14,687,775
Federal Agencies	3133EGZJ7	FEDERAL FARM CREDIT BANK	10/25/2016	10/25/2021	1.38	15,000,000	15,000,000	15,000,000	15,194,250
Federal Agencies	3133ELWS9	FEDERAL FARM CREDIT BANK	4/15/2020	10/25/2021	0.40	50,000,000	49,992,387	49,994,693	50,123,500
Federal Agencies	3133ELWS9	FEDERAL FARM CREDIT BANK	4/15/2020	10/25/2021	0.40	50,000,000	49,992,387	49,994,693	50,123,500
Federal Agencies	3133EJT74	FEDERAL FARM CREDIT BANK	11/15/2018	11/15/2021	3.05	50,000,000	49,950,000	49,981,296	51,630,500
Federal Agencies	3130AHJY0	FEDERAL HOME LOAN BANK	11/8/2019	11/19/2021	1.63	17,000,000	16,970,930	16,983,780	17,282,880
Federal Agencies	3130AHJY0	FEDERAL HOME LOAN BANK	11/8/2019	11/19/2021	1.63	25,000,000	24,957,250	24,976,148	25,416,000
Federal Agencies	3130AHJY0	FEDERAL HOME LOAN BANK	11/8/2019	11/19/2021	1.63	25,000,000	24,957,250	24,976,148	25,416,000
Federal Agencies	3130AHJY0	FEDERAL HOME LOAN BANK	11/8/2019	11/19/2021	1.63	45,000,000	44,923,050	44,957,066	45,748,800
Federal Agencies	3130AHJY0	FEDERAL HOME LOAN BANK	11/8/2019	11/19/2021	1.63	50,000,000	49,914,500	49,952,295	50,832,000
Federal Agencies	3133EJ3B3	FEDERAL FARM CREDIT BANK	3/19/2020	12/17/2021	2.80	19,000,000	19,677,730	19,469,525	19,610,090
Federal Agencies	3133EJ3B3	FEDERAL FARM CREDIT BANK	12/17/2018	12/17/2021	2.80	25,000,000	24,974,250	24,989,615	25,802,750
Federal Agencies	3133EJ3B3	FEDERAL FARM CREDIT BANK	12/17/2018	12/17/2021	2.80	25,000,000	24,974,250	24,989,615	25,802,750
Federal Agencies	3133EJ3B3	FEDERAL FARM CREDIT BANK	12/17/2018	12/17/2021	2.80	25,000,000	24,964,250	24,985,583	25,802,750
Federal Agencies	3130AHSR5	FEDERAL HOME LOAN BANK	12/20/2019	12/20/2021	1.63	22,500,000	22,475,700	22,485,207	22,911,525
Federal Agencies	3133ELTN4	FEDERAL FARM CREDIT BANK	3/18/2020	1/18/2022	0.53	50,000,000	49,886,500	49,919,823	50,233,000
Federal Agencies	3133ELTN4	FEDERAL FARM CREDIT BANK	3/23/2020	1/18/2022	0.53	63,450,000	63,289,472	63,335,750	63,745,677
Federal Agencies	3133ELKN3	FEDERAL FARM CREDIT BANK	1/28/2020	1/28/2022	1.55	100,000,000	99,992,000	99,994,703	101,845,000
Federal Agencies	3133EKAK2	FEDERAL FARM CREDIT BANK	2/19/2019	2/14/2022	2.53	20,700,000	20,682,612	20,692,015	21,378,339
Federal Agencies	3133EKBV7	FEDERAL FARM CREDIT BANK	3/1/2019	3/1/2022	2.55	10,000,000	9,997,186	9,998,675	10,337,100
Federal Agencies	313378WG2	FEDERAL HOME LOAN BANK	4/5/2019	3/11/2022	2.50	17,780,000	17,848,986	17,813,881	18,383,453
Federal Agencies	313378WG2	FEDERAL HOME LOAN BANK	4/5/2019	3/11/2022	2.50	40,000,000	40,158,360	40,077,775	41,357,600
Federal Agencies	3133EKDC7	FEDERAL FARM CREDIT BANK	4/8/2019	3/14/2022	2.47	26,145,000	26,226,050	26,185,033	27,021,380
Federal Agencies	3133EKDC7	FEDERAL FARM CREDIT BANK	4/8/2019	3/14/2022	2.47	45,500,000	45,634,680	45,566,523	47,025,160
Federal Agencies	3133ELUQ5	FEDERAL FARM CREDIT BANK	3/25/2020	3/25/2022	0.70	25,000,000	24,999,000	24,999,260	25,198,500
Federal Agencies	3133ELUQ5	FEDERAL FARM CREDIT BANK	3/25/2020	3/25/2022	0.70	25,000,000	24,993,000	24,994,822	25,198,500
Federal Agencies	3133ELUQ5	FEDERAL FARM CREDIT BANK	3/25/2020	3/25/2022	0.70	25,000,000	24,996,000	24,997,041	25,198,500
Federal Agencies	3133ELUQ5	FEDERAL FARM CREDIT BANK	3/25/2020	3/25/2022	0.70	25,000,000	24,983,250	24,987,610	25,198,500
Federal Agencies	3135G0T45	FANNIE MAE	6/6/2017	4/5/2022	1.88	25,000,000	25,072,250	25,022,568	25,658,250
Federal Agencies	3135G0V59	FANNIE MAE	4/12/2019	4/12/2022	2.25	25,000,000	24,918,000	24,958,252	25,809,500
Federal Agencies	3135G0V59	FANNIE MAE	4/12/2019	4/12/2022	2.25	50,000,000	49,836,000	49,916,504	51,619,000
Federal Agencies	3135G0V59	FANNIE MAE	4/12/2019	4/12/2022	2.25	50,000,000	49,836,000	49,916,504	51,619,000
Federal Agencies	3133EKHB5	FEDERAL FARM CREDIT BANK	4/18/2019	4/18/2022	2.35	50,000,000	49,969,500	49,984,305	51,688,500
Federal Agencies	3133EKLR5	FEDERAL FARM CREDIT BANK	5/16/2019	5/16/2022	2.25	25,000,000	24,949,250	24,972,588	25,844,750
Federal Agencies	3133EKLR5	FEDERAL FARM CREDIT BANK	5/16/2019	5/16/2022	2.25	35,000,000	34,928,950	34,961,623	36,182,650
Federal Agencies	3133EHLY7	FEDERAL FARM CREDIT BANK	6/6/2017	6/2/2022	1.88	50,000,000	50,059,250	50,019,804	51,421,000

Investment Inventory
Pooled Fund

Type of Investment	CUSIP	Issuer Name	Settle Date	Maturity Date	Coupon	Par Value	Book Value	Amortized Book Value	Market Value
Federal Agencies	3133EHLY7	FEDERAL FARM CREDIT BANK	6/9/2017	6/2/2022	1.88	50,000,000	49,997,500	49,999,163	51,421,000
Federal Agencies	3133ELDK7	FEDERAL FARM CREDIT BANK	12/16/2019	6/15/2022	1.63	20,000,000	19,998,940	19,999,277	20,496,600
Federal Agencies	3133ELDK7	FEDERAL FARM CREDIT BANK	12/16/2019	6/15/2022	1.63	25,000,000	24,998,676	24,999,097	25,620,750
Federal Agencies	3133ELDK7	FEDERAL FARM CREDIT BANK	12/16/2019	6/15/2022	1.63	25,000,000	24,998,676	24,999,097	25,620,750
Federal Agencies	3133EHZP1	FEDERAL FARM CREDIT BANK	3/18/2020	9/20/2022	1.85	25,000,000	25,718,750	25,564,172	25,824,750
Federal Agencies	3133ELVL5	FEDERAL FARM CREDIT BANK	4/3/2020	10/3/2022	0.70	40,000,000	39,990,000	39,991,982	40,422,000
Federal Agencies	3133ELJH8	FEDERAL FARM CREDIT BANK	3/25/2020	1/23/2023	1.60	10,140,000	10,384,141	10,339,279	10,467,421
Federal Agencies	3133ELNE0	FEDERAL FARM CREDIT BANK	3/18/2020	2/14/2024	1.43	20,495,000	20,950,604	20,887,751	21,302,298
Federal Agencies	3133ELCP7	FEDERAL FARM CREDIT BANK	12/3/2019	12/3/2024	1.63	25,000,000	24,960,000	24,966,634	26,342,250
Federal Agencies	3137EAEP0	FREDDIE MAC	2/14/2020	2/12/2025	1.50	5,000,000	4,996,150	4,996,635	5,247,900
Federal Agencies	3137EAEP0	FREDDIE MAC	2/14/2020	2/12/2025	1.50	5,000,000	4,996,150	4,996,635	5,247,900
Federal Agencies	3137EAEP0	FREDDIE MAC	2/14/2020	2/12/2025	1.50	5,000,000	4,996,150	4,996,635	5,247,900
Federal Agencies	3137EAEP0	FREDDIE MAC	2/14/2020	2/12/2025	1.50	15,000,000	14,988,450	14,989,906	15,743,700
Federal Agencies	3137EAEP0	FREDDIE MAC	2/14/2020	2/12/2025	1.50	50,000,000	49,961,500	49,966,352	52,479,000
Federal Agencies	3133ELQY3	FEDERAL FARM CREDIT BANK	3/23/2020	3/3/2025	1.21	16,000,000	15,990,720	15,991,707	16,592,160
Federal Agencies	3133ELQY3	FEDERAL FARM CREDIT BANK	3/23/2020	3/3/2025	1.21	24,000,000	23,964,240	23,968,042	24,888,240
Subtotals					**1.49**	**$ 3,096,524,000**	**$ 3,096,235,542**	**$ 3,097,304,033**	**$ 3,141,536,902**
State/Local Agencies	13063DGA0	CALIFORNIA ST	4/25/2018	4/1/2021	2.80	$ 33,000,000	$ 33,001,320	$ 33,000,224	$ 33,394,680
State/Local Agencies	13066YTY5	CALIFORNIA ST DEPT OF WTR RES	2/6/2017	5/1/2021	1.71	21,967,414	21,595,725	21,916,412	22,154,357
State/Local Agencies	91412GF59	UNIV OF CALIFORNIA CA REVENUE	8/9/2016	5/15/2021	1.91	1,769,000	1,810,695	1,774,416	1,779,366
Subtotals					**2.35**	**$ 56,736,414**	**$ 56,407,741**	**$ 56,691,052**	**$ 57,328,403**
Public Time Deposits	PPE504BU6	SAN FRANCISCO CREDIT UNION	6/4/2020	12/1/2020	0.20	$ 10,000,000	$ 10,000,000	$ 10,000,000	$ 10,000,000
Public Time Deposits	PPE505CM0	BANK OF SAN FRANCISCO	6/8/2020	12/7/2020	0.20	5,000,000	5,000,000	5,000,000	5,000,000
Public Time Deposits	PPE808900	BRIDGE BANK	6/23/2020	12/23/2020	0.22	10,000,000	10,000,000	10,000,000	10,000,000
Public Time Deposits	PPE20ZJV4	BANK OF SAN FRANCISCO	9/21/2020	3/22/2021	0.16	10,000,000	10,000,000	10,000,000	10,000,000
Public Time Deposits	PPEF10AD0	BRIDGE BANK	9/21/2020	3/22/2021	0.16	10,000,000	10,000,000	10,000,000	10,000,000
Subtotals					**0.19**	**$ 45,000,000**	**$ 45,000,000**	**$ 45,000,000**	**$ 45,000,000**
Negotiable CDs	06417MDE2	BANK OF NOVA SCOTIA HOUS	10/3/2019	10/9/2020	0.49	$ 50,000,000	$ 50,000,000	$ 50,000,000	$ 50,005,695
Negotiable CDs	89114N6E0	TORONTO DOMINION BANK NY	10/1/2019	10/9/2020	0.49	50,000,000	50,000,000	50,000,000	50,005,695
Negotiable CDs	06370R6W4	BANK OF MONTREAL CHICAGO	11/13/2019	10/26/2020	0.40	50,000,000	50,000,000	50,000,000	50,014,598
Negotiable CDs	96130ADY1	WESTPAC BANKING CORP NY	10/30/2019	10/28/2020	0.42	50,000,000	50,000,000	50,000,000	50,015,804
Negotiable CDs	78012URS6	ROYAL BANK OF CANADA NY	12/3/2019	12/3/2020	0.36	35,000,000	35,000,000	35,000,000	35,020,602
Negotiable CDs	06367BBD0	BANK OF MONTREAL CHICAGO	12/3/2019	12/4/2020	1.85	50,000,000	50,000,000	50,000,000	50,164,255
Negotiable CDs	96130AEP9	WESTPAC BANKING CORP NY	12/6/2019	12/9/2020	0.39	50,000,000	50,000,000	50,000,000	50,035,168
Negotiable CDs	96130AET1	WESTPAC BANKING CORP NY	12/13/2019	12/14/2020	1.86	75,000,000	75,000,000	75,000,000	75,285,849
Negotiable CDs	89114NFY6	TORONTO DOMINION BANK NY	1/23/2020	1/6/2021	1.73	70,000,000	70,000,000	70,000,000	70,312,228
Negotiable CDs	06367BFR5	BANK OF MONTREAL CHICAGO	1/29/2020	1/28/2021	0.30	50,000,000	50,000,000	50,000,000	50,034,448
Negotiable CDs	06367BJF7	BANK OF MONTREAL CHICAGO	3/10/2020	3/1/2021	0.54	100,000,000	100,000,000	100,000,000	100,187,901
Negotiable CDs	78012UTJ4	ROYAL BANK OF CANADA NY	3/12/2020	3/15/2021	0.90	100,000,000	100,000,000	100,000,000	100,378,884
Subtotals					**0.87**	**$ 730,000,000**	**$ 730,000,000**	**$ 730,000,000**	**$ 731,461,125**
Medium Term Notes	89236TFQ3	TOYOTA MOTOR CREDIT CORP	1/8/2019	1/8/2021	3.05	$ 5,000,000	$ 4,997,000	$ 4,999,594	$ 5,037,500
Subtotals					**3.05**	**$ 5,000,000**	**$ 4,997,000**	**$ 4,999,594**	**$ 5,037,500**

Investment Inventory
Pooled Fund

Type of Investment	CUSIP	Issuer Name	Settle Date	Maturity Date	Coupon	Par Value	Book Value	Amortized Book Value	Market Value
Money Market Funds	262006208	DREYFUS GOVERN CASH MGMT-I	9/30/2020	10/1/2020	0.03	$ 10,603,343	$ 10,603,343	$ 10,603,343	$ 10,603,343
Money Market Funds	608919718	FEDERATED GOVERNMENT OBL-PI	9/30/2020	10/1/2020	0.05	951,019,123	951,019,123	951,019,123	951,019,123
Money Market Funds	09248U718	BLACKROCK LIQ INST GOV FUND	9/30/2020	10/1/2020	0.06	10,544,422	10,544,422	10,544,422	10,544,422
Money Market Funds	31607A703	FIDELITY INST GOV FUND	9/30/2020	10/1/2020	0.04	363,314,299	363,314,299	363,314,299	363,314,299
Money Market Funds	61747C707	MORGAN STANLEY INST GOVT FUN	9/30/2020	10/1/2020	0.02	11,384,403	11,384,403	11,384,403	11,384,403
Subtotals					**0.05**	**$ 1,346,865,590**	**$ 1,346,865,590**	**$ 1,346,865,590**	**$ 1,346,865,590**
Supranationals	45905UQ80	INTL BK RECON & DEVELOP	11/9/2017	11/9/2020	1.95	$ 50,000,000	$ 49,965,000	$ 49,998,755	$ 50,097,500
Supranationals	45905UQ80	INTL BK RECON & DEVELOP	12/20/2017	11/9/2020	1.95	50,000,000	49,718,500	49,989,594	50,097,500
Supranationals	459052Q66	INTL BK RECON & DEVELOP DISCO	8/25/2020	11/23/2020	0.00	25,000,000	24,993,750	24,996,319	24,997,500
Supranationals	459052R57	IBRD DISCOUNT NOTE	8/7/2020	11/30/2020	0.00	50,000,000	49,984,028	49,991,667	49,994,000
Supranationals	45950KCM0	INTERNATIONAL FINANCE CORP	1/25/2018	1/25/2021	2.25	50,000,000	49,853,000	49,984,442	50,319,500
Supranationals	4581X0DB1	INTER-AMERICAN DEVEL BK	4/19/2018	4/19/2021	2.63	45,000,000	44,901,000	44,981,934	45,589,950
Supranationals	4581X0DB1	INTER-AMERICAN DEVEL BK	5/16/2018	4/19/2021	2.63	50,000,000	49,693,972	49,942,745	50,655,500
Supranationals	45950KCJ7	INTERNATIONAL FINANCE CORP	5/23/2018	7/20/2021	1.13	12,135,000	11,496,942	11,973,550	12,223,828
Supranationals	459058GH0	INTL BK RECON & DEVELOP	7/25/2018	7/23/2021	2.75	50,000,000	49,883,000	49,968,451	51,030,000
Supranationals	459058HV8	INTL BK RECON & DEVELOP	1/28/2020	1/28/2025	2.05	25,000,000	25,000,000	25,000,000	25,112,500
Supranationals	459058HV8	INTL BK RECON & DEVELOP	1/28/2020	1/28/2025	2.05	25,000,000	25,000,000	25,000,000	25,112,500
Supranationals	459058HV8	INTL BK RECON & DEVELOP	1/28/2020	1/28/2025	2.05	50,000,000	50,000,000	50,000,000	50,225,000
Subtotals					**1.90**	**$ 482,135,000**	**$ 480,489,191**	**$ 481,827,456**	**$ 485,455,278**
Grand Totals					**0.83**	**$ 11,283,261,004**	**$ 11,284,401,225**	**$ 11,285,713,624**	**$ 11,355,301,524**

Monthly Investment Earnings

Pooled Fund

For month ended September 30, 2020

Type of Investment	CUSIP	Issuer Name	Par Value	Coupon	YTM[1]	Settle Date	Maturity Date	Earned Interest	Amort. Expense	Realized Gain/(Loss)	Earned Income /Net Earnings
U.S. Treasuries	9127963R8	TREASURY BILL	$ -	0.00	0.15	6/15/20	9/1/20	$ -	$ -	$ -	$ -
U.S. Treasuries	912796XH7	TREASURY BILL	-	0.00	0.08	9/2/20	9/3/20	-	44	-	44
U.S. Treasuries	912796XH7	TREASURY BILL	-	0.00	0.07	9/2/20	9/3/20	-	97	-	97
U.S. Treasuries	9127963X5	TREASURY BILL	-	0.00	0.16	6/12/20	9/8/20	-	778	-	778
U.S. Treasuries	9127963X5	TREASURY BILL	-	0.00	0.16	6/12/20	9/8/20	-	778	-	778
U.S. Treasuries	912796TJ8	TREASURY BILL	-	0.00	0.16	6/15/20	9/10/20	-	1,956	-	1,956
U.S. Treasuries	912796TJ8	TREASURY BILL	-	0.00	0.17	6/15/20	9/10/20	-	2,063	-	2,063
U.S. Treasuries	9127963Y3	TREASURY BILL	-	0.00	0.15	5/28/20	9/15/20	-	5,979	-	5,979
U.S. Treasuries	9127963Y3	TREASURY BILL	-	0.00	0.15	6/2/20	9/15/20	-	2,372	-	2,372
U.S. Treasuries	9127963Y3	TREASURY BILL	-	0.00	0.08	9/11/20	9/15/20	-	222	-	222
U.S. Treasuries	9127963Y3	TREASURY BILL	-	0.00	0.08	9/14/20	9/15/20	-	56	-	56
U.S. Treasuries	9127962G3	TREASURY BILL	-	0.00	0.18	6/18/20	9/17/20	-	7,778	-	7,778
U.S. Treasuries	9127963Z0	TREASURY BILL	-	0.00	0.07	9/9/20	9/22/20	-	1,354	-	1,354
U.S. Treasuries	9127963Z0	TREASURY BILL	-	0.00	0.07	9/10/20	9/22/20	-	1,167	-	1,167
U.S. Treasuries	9127963Z0	TREASURY BILL	-	0.00	0.08	9/15/20	9/22/20	-	729	-	729
U.S. Treasuries	9127962H1	TREASURY BILL	-	0.00	0.09	8/17/20	9/24/20	-	1,438	-	1,438
U.S. Treasuries	9127962H1	TREASURY BILL	-	0.00	0.08	9/14/20	9/24/20	-	1,083	-	1,083
U.S. Treasuries	9127964A4	TREASURY BILL	-	0.00	0.08	9/15/20	9/29/20	-	1,458	-	1,458
U.S. Treasuries	9127964A4	TREASURY BILL	-	0.00	0.08	9/15/20	9/29/20	-	1,478	-	1,478
U.S. Treasuries	9127964A4	TREASURY BILL	-	0.00	0.05	9/28/20	9/29/20	-	70	-	70
U.S. Treasuries	9128285B2	US TREASURY	-	2.75	1.81	10/1/19	9/30/20	130,738	(43,947)	-	86,791
U.S. Treasuries	9127962J7	TREASURY BILL	25,000,000	0.00	0.17	6/8/20	10/1/20	-	3,481	-	3,481
U.S. Treasuries	9127962J7	TREASURY BILL	25,000,000	0.00	0.07	9/22/20	10/1/20	-	419	-	419
U.S. Treasuries	9127962J7	TREASURY BILL	50,000,000	0.00	0.14	7/6/20	10/1/20	-	5,833	-	5,833
U.S. Treasuries	9127964G1	TREASURY BILL	25,000,000	0.00	0.06	9/22/20	10/6/20	-	394	-	394
U.S. Treasuries	9127964G1	TREASURY BILL	50,000,000	0.00	0.06	9/23/20	10/6/20	-	622	-	622
U.S. Treasuries	9127964H9	TREASURY BILL	25,000,000	0.00	0.09	8/18/20	10/13/20	-	1,935	-	1,935
U.S. Treasuries	9127964H9	TREASURY BILL	50,000,000	0.00	0.07	9/25/20	10/13/20	-	606	-	606
U.S. Treasuries	9127962R9	TREASURY BILL	50,000,000	0.00	0.15	7/16/20	10/15/20	-	6,042	-	6,042
U.S. Treasuries	9128282Z2	US TREASURY	50,000,000	1.63	1.63	11/20/19	10/15/20	66,598	-	-	66,598
U.S. Treasuries	9127964J5	TREASURY BILL	30,000,000	0.00	0.18	6/11/20	10/20/20	-	4,425	-	4,425
U.S. Treasuries	9127964J5	TREASURY BILL	50,000,000	0.00	0.15	5/28/20	10/20/20	-	6,302	-	6,302
U.S. Treasuries	9127964J5	TREASURY BILL	50,000,000	0.00	0.17	6/8/20	10/20/20	-	6,875	-	6,875
U.S. Treasuries	9127964J5	TREASURY BILL	50,000,000	0.00	0.07	9/23/20	10/20/20	-	778	-	778
U.S. Treasuries	9127962S7	TREASURY BILL	25,000,000	0.00	0.11	7/24/20	10/22/20	-	2,246	-	2,246
U.S. Treasuries	9127964K2	TREASURY BILL	50,000,000	0.00	0.16	5/28/20	10/27/20	-	6,771	-	6,771
U.S. Treasuries	9127964K2	TREASURY BILL	50,000,000	0.00	0.06	9/29/20	10/27/20	-	169	-	169
U.S. Treasuries	9127962T5	TREASURY BILL	50,000,000	0.00	0.10	7/29/20	10/29/20	-	4,292	-	4,292
U.S. Treasuries	9127964Q9	TREASURY BILL	50,000,000	0.00	0.18	6/11/20	11/3/20	-	7,500	-	7,500
U.S. Treasuries	9127964Q9	TREASURY BILL	50,000,000	0.00	0.17	6/15/20	11/3/20	-	7,220	-	7,220
U.S. Treasuries	912796TP4	TREASURY BILL	25,000,000	0.00	0.09	8/4/20	11/5/20	-	1,875	-	1,875
U.S. Treasuries	912796TP4	TREASURY BILL	25,000,000	0.00	0.09	8/6/20	11/5/20	-	1,875	-	1,875
U.S. Treasuries	912796TP4	TREASURY BILL	50,000,000	0.00	0.18	6/9/20	11/5/20	-	7,302	-	7,302
U.S. Treasuries	912796TP4	TREASURY BILL	50,000,000	0.00	0.08	9/23/20	11/5/20	-	889	-	889
U.S. Treasuries	9127964R7	TREASURY BILL	25,000,000	0.00	0.09	9/28/20	11/10/20	-	181	-	181
U.S. Treasuries	9127964R7	TREASURY BILL	55,000,000	0.00	0.17	6/12/20	11/10/20	-	7,792	-	7,792
U.S. Treasuries	9127962Z1	TREASURY BILL	50,000,000	0.00	0.11	8/13/20	11/12/20	-	4,375	-	4,375
U.S. Treasuries	9127964S5	TREASURY BILL	50,000,000	0.00	0.18	6/16/20	11/17/20	-	7,500	-	7,500
U.S. Treasuries	9127964S5	TREASURY BILL	50,000,000	0.00	0.18	6/16/20	11/17/20	-	7,542	-	7,542
U.S. Treasuries	9127963A5	TREASURY BILL	25,000,000	0.00	0.12	7/21/20	11/19/20	-	2,396	-	2,396
U.S. Treasuries	9127963A5	TREASURY BILL	25,000,000	0.00	0.12	7/27/20	11/19/20	-	2,396	-	2,396
U.S. Treasuries	9127963A5	TREASURY BILL	50,000,000	0.00	0.11	8/20/20	11/19/20	-	4,375	-	4,375
U.S. Treasuries	9127963A5	TREASURY BILL	50,000,000	0.00	0.08	9/30/20	11/19/20	-	105	-	105

Monthly Investment Earnings

Pooled Fund

Type of Investment	CUSIP	Issuer Name	Par Value	Coupon	YTM[1]	Settle Date	Maturity Date	Earned Interest	Amort. Expense	Realized Gain/(Loss)	Earned Income /Net Earnings
U.S. Treasuries	9127964T3	TREASURY BILL	25,000,000	0.00	0.16	6/25/20	11/24/20	-	3,281	-	3,281
U.S. Treasuries	9127964T3	TREASURY BILL	25,000,000	0.00	0.10	8/10/20	11/24/20	-	1,990	-	1,990
U.S. Treasuries	9127964T3	TREASURY BILL	50,000,000	0.00	0.15	7/6/20	11/24/20	-	6,250	-	6,250
U.S. Treasuries	912796TU3	TREASURY BILL	50,000,000	0.00	0.11	9/3/20	12/3/20	-	4,083	-	4,083
U.S. Treasuries	9127963J6	TREASURY BILL	25,000,000	0.00	0.17	6/15/20	12/10/20	-	3,583	-	3,583
U.S. Treasuries	9127963J6	TREASURY BILL	25,000,000	0.00	0.17	6/15/20	12/10/20	-	3,583	-	3,583
U.S. Treasuries	9127963J6	TREASURY BILL	50,000,000	0.00	0.18	6/15/20	12/10/20	-	7,500	-	7,500
U.S. Treasuries	9128283L2	US TREASURY	50,000,000	1.88	1.63	11/18/19	12/15/20	76,844	(9,840)	-	67,004
U.S. Treasuries	9128283L2	US TREASURY	50,000,000	1.88	1.65	11/26/19	12/15/20	76,844	(9,284)	-	67,561
U.S. Treasuries	9127963K3	TREASURY BILL	50,000,000	0.00	0.16	6/19/20	12/17/20	-	6,771	-	6,771
U.S. Treasuries	9127963L1	TREASURY BILL	25,000,000	0.00	0.16	6/29/20	12/24/20	-	3,385	-	3,385
U.S. Treasuries	9127963L1	TREASURY BILL	50,000,000	0.00	0.15	7/2/20	12/24/20	-	6,167	-	6,167
U.S. Treasuries	9127963L1	TREASURY BILL	50,000,000	0.00	0.11	8/27/20	12/24/20	-	4,375	-	4,375
U.S. Treasuries	9127965F2	TREASURY BILL	25,000,000	0.00	0.13	7/28/20	12/29/20	-	2,658	-	2,658
U.S. Treasuries	9127965F2	TREASURY BILL	50,000,000	0.00	0.13	7/28/20	12/29/20	-	5,417	-	5,417
U.S. Treasuries	912796TY5	TREASURY BILL	36,000,000	0.00	0.12	7/21/20	12/31/20	-	3,600	-	3,600
U.S. Treasuries	912828N48	US TREASURY	50,000,000	1.75	1.64	11/22/19	12/31/20	71,332	(4,340)	-	66,991
U.S. Treasuries	912796A58	TREASURY BILL	50,000,000	0.00	0.10	8/4/20	1/5/21	-	4,083	-	4,083
U.S. Treasuries	912796A58	TREASURY BILL	50,000,000	0.00	0.10	8/4/20	1/5/21	-	4,208	-	4,208
U.S. Treasuries	912796A66	TREASURY BILL	25,000,000	0.00	0.11	8/11/20	1/12/21	-	2,198	-	2,198
U.S. Treasuries	912796A66	TREASURY BILL	25,000,000	0.00	0.11	8/11/20	1/12/21	-	2,271	-	2,271
U.S. Treasuries	912796A66	TREASURY BILL	25,000,000	0.00	0.09	9/29/20	1/12/21	-	125	-	125
U.S. Treasuries	912796A66	TREASURY BILL	50,000,000	0.00	0.10	8/27/20	1/12/21	-	4,250	-	4,250
U.S. Treasuries	9127963U1	TREASURY BILL	25,000,000	0.00	0.10	8/31/20	1/14/21	-	2,116	-	2,116
U.S. Treasuries	9127963U1	TREASURY BILL	50,000,000	0.00	0.15	7/16/20	1/14/21	-	6,042	-	6,042
U.S. Treasuries	9128283Q1	US TREASURY	50,000,000	2.00	2.57	3/4/19	1/15/21	81,522	22,562	-	104,084
U.S. Treasuries	9128283Q1	US TREASURY	50,000,000	2.00	1.63	11/18/19	1/15/21	81,522	(14,925)	-	66,597
U.S. Treasuries	9128283Q1	US TREASURY	50,000,000	2.00	1.63	11/22/19	1/15/21	81,522	(14,927)	-	66,594
U.S. Treasuries	9128283Q1	US TREASURY	50,000,000	2.00	1.68	12/3/19	1/15/21	81,522	(12,893)	-	68,628
U.S. Treasuries	912796A74	TREASURY BILL	25,000,000	0.00	0.12	8/18/20	1/19/21	-	2,412	-	2,412
U.S. Treasuries	912796A74	TREASURY BILL	25,000,000	0.00	0.10	8/26/20	1/19/21	-	2,116	-	2,116
U.S. Treasuries	912796A74	TREASURY BILL	50,000,000	0.00	0.10	8/27/20	1/19/21	-	4,250	-	4,250
U.S. Treasuries	9127963V9	TREASURY BILL	25,000,000	0.00	0.13	7/24/20	1/21/21	-	2,625	-	2,625
U.S. Treasuries	9127963V9	TREASURY BILL	25,000,000	0.00	0.13	7/27/20	1/21/21	-	2,625	-	2,625
U.S. Treasuries	9127963V9	TREASURY BILL	25,000,000	0.00	0.12	7/28/20	1/21/21	-	2,521	-	2,521
U.S. Treasuries	912796A82	TREASURY BILL	50,000,000	0.00	0.12	8/25/20	1/26/21	-	4,792	-	4,792
U.S. Treasuries	912796A82	TREASURY BILL	50,000,000	0.00	0.11	8/25/20	1/26/21	-	4,688	-	4,688
U.S. Treasuries	912796B65	TREASURY BILL	50,000,000	0.00	0.11	9/1/20	2/2/21	-	4,625	-	4,625
U.S. Treasuries	912796B65	TREASURY BILL	50,000,000	0.00	0.12	9/4/20	2/2/21	-	4,312	-	4,312
U.S. Treasuries	9127963W7	TREASURY BILL	25,000,000	0.00	0.11	8/10/20	2/4/21	-	2,313	-	2,313
U.S. Treasuries	9127963W7	TREASURY BILL	25,000,000	0.00	0.12	8/18/20	2/4/21	-	2,396	-	2,396
U.S. Treasuries	9127963W7	TREASURY BILL	50,000,000	0.00	0.11	8/6/20	2/4/21	-	4,375	-	4,375
U.S. Treasuries	912796B73	TREASURY BILL	50,000,000	0.00	0.12	9/8/20	2/9/21	-	3,753	-	3,753
U.S. Treasuries	912796B73	TREASURY BILL	50,000,000	0.00	0.10	9/29/20	2/9/21	-	264	-	264
U.S. Treasuries	9127964C0	TREASURY BILL	25,000,000	0.00	0.11	8/24/20	2/11/21	-	2,188	-	2,188
U.S. Treasuries	9127964C0	TREASURY BILL	25,000,000	0.00	0.09	9/28/20	2/11/21	-	190	-	190
U.S. Treasuries	9127964C0	TREASURY BILL	50,000,000	0.00	0.12	8/13/20	2/11/21	-	5,000	-	5,000
U.S. Treasuries	9127964D8	TREASURY BILL	25,000,000	0.00	0.11	8/24/20	2/18/21	-	2,333	-	2,333
U.S. Treasuries	9127964D8	TREASURY BILL	25,000,000	0.00	0.10	8/31/20	2/18/21	-	2,177	-	2,177
U.S. Treasuries	9127964D8	TREASURY BILL	50,000,000	0.00	0.12	8/20/20	2/18/21	-	5,000	-	5,000
U.S. Treasuries	912796B99	TREASURY BILL	50,000,000	0.00	0.11	9/22/20	2/23/21	-	1,344	-	1,344
U.S. Treasuries	912796B99	TREASURY BILL	50,000,000	0.00	0.10	9/22/20	2/23/21	-	1,201	-	1,201
U.S. Treasuries	912796B99	TREASURY BILL	50,000,000	0.00	0.10	9/30/20	2/23/21	-	133	-	133
U.S. Treasuries	912796XE4	TREASURY BILL	50,000,000	0.00	0.11	8/27/20	2/25/21	-	4,625	-	4,625

Monthly Investment Earnings

Pooled Fund

Type of Investment	CUSIP	Issuer Name	Par Value	Coupon	YTM[1]	Settle Date	Maturity Date	Earned Interest	Amort. Expense	Realized Gain/(Loss)	Earned Income /Net Earnings
U.S. Treasuries	912796XE4	TREASURY BILL	50,000,000	0.00	0.10	9/21/20	2/25/21	-	1,411	-	1,411
U.S. Treasuries	912796XE4	TREASURY BILL	100,000,000	0.00	0.12	8/27/20	2/25/21	-	10,000	-	10,000
U.S. Treasuries	912796C23	TREASURY BILL	25,000,000	0.00	0.10	9/30/20	3/2/21	-	66	-	66
U.S. Treasuries	912796C23	TREASURY BILL	25,000,000	0.00	0.10	9/30/20	3/2/21	-	68	-	68
U.S. Treasuries	912796C23	TREASURY BILL	50,000,000	0.00	0.10	9/29/20	3/2/21	-	281	-	281
U.S. Treasuries	912796C23	TREASURY BILL	50,000,000	0.00	0.11	9/29/20	3/2/21	-	292	-	292
U.S. Treasuries	9127964F3	TREASURY BILL	25,000,000	0.00	0.11	9/4/20	3/4/21	-	2,081	-	2,081
U.S. Treasuries	9127964F3	TREASURY BILL	150,000,000	0.00	0.12	9/3/20	3/4/21	-	13,417	-	13,417
U.S. Treasuries	9127964M8	TREASURY BILL	100,000,000	0.00	0.13	9/10/20	3/11/21	-	7,292	-	7,292
U.S. Treasuries	9128284B3	US TREASURY	50,000,000	2.38	1.64	11/22/19	3/15/21	97,663	(29,603)	-	68,060
U.S. Treasuries	9128284B3	US TREASURY	50,000,000	2.38	1.66	12/6/19	3/15/21	97,663	(28,982)	-	68,681
U.S. Treasuries	9127964N6	TREASURY BILL	50,000,000	0.00	0.11	9/17/20	3/18/21	-	2,139	-	2,139
U.S. Treasuries	9127964N6	TREASURY BILL	100,000,000	0.00	0.12	9/17/20	3/18/21	-	4,667	-	4,667
U.S. Treasuries	9127962F5	TREASURY BILL	25,000,000	0.00	0.10	9/24/20	3/25/21	-	496	-	496
U.S. Treasuries	9127962F5	TREASURY BILL	25,000,000	0.00	0.10	9/24/20	3/25/21	-	494	-	494
U.S. Treasuries	9127962F5	TREASURY BILL	100,000,000	0.00	0.11	9/24/20	3/25/21	-	2,042	-	2,042
U.S. Treasuries	912828C57	US TREASURY	50,000,000	2.25	2.39	4/15/19	3/31/21	92,230	5,728	-	97,958
U.S. Treasuries	9128284G2	US TREASURY	50,000,000	2.38	2.36	4/9/19	4/15/21	97,336	(557)	-	96,780
U.S. Treasuries	9128284G2	US TREASURY	50,000,000	2.38	1.68	12/9/19	4/15/21	97,336	(28,168)	-	69,168
U.S. Treasuries	9128284G2	US TREASURY	50,000,000	2.38	1.68	12/11/19	4/15/21	97,336	(27,925)	-	69,412
U.S. Treasuries	9128284T4	US TREASURY	50,000,000	2.63	1.66	11/26/19	6/15/21	107,582	(38,752)	-	68,829
U.S. Treasuries	9128284T4	US TREASURY	50,000,000	2.63	1.65	11/27/19	6/15/21	107,582	(39,442)	-	68,140
U.S. Treasuries	9128284T4	US TREASURY	50,000,000	2.63	1.69	12/11/19	6/15/21	107,582	(37,895)	-	69,687
U.S. Treasuries	9128284T4	US TREASURY	50,000,000	2.63	1.65	12/18/19	6/15/21	107,582	(39,349)	-	68,233
U.S. Treasuries	9128287A2	US TREASURY	50,000,000	1.63	1.71	11/8/19	6/30/21	66,236	3,320	-	69,557
U.S. Treasuries	9128287A2	US TREASURY	50,000,000	1.63	1.67	12/3/19	6/30/21	66,236	1,630	-	67,867
U.S. Treasuries	9128287A2	US TREASURY	50,000,000	1.63	1.65	12/9/19	6/30/21	66,236	1,133	-	67,369
U.S. Treasuries	912828S27	US TREASURY	25,000,000	1.13	1.64	8/15/17	6/30/21	22,928	10,187	-	33,115
U.S. Treasuries	912828Y20	US TREASURY	50,000,000	2.63	1.69	12/12/19	7/15/21	106,997	(37,617)	-	69,380
U.S. Treasuries	912828YC8	US TREASURY	50,000,000	1.50	1.66	12/9/19	8/31/21	62,155	6,407	-	68,562
U.S. Treasuries	912828T34	US TREASURY	50,000,000	1.13	1.69	12/11/19	9/30/21	46,115	22,851	-	68,966
U.S. Treasuries	912828T67	US TREASURY	50,000,000	1.25	1.43	11/10/16	10/31/21	50,951	7,034	-	57,985
U.S. Treasuries	912828U65	US TREASURY	100,000,000	1.75	1.90	12/13/16	11/30/21	143,443	11,376	-	154,819
U.S. Treasuries	912828U81	US TREASURY	50,000,000	2.00	1.61	11/22/19	12/31/21	81,522	(15,676)	-	65,846
U.S. Treasuries	912828XW5	US TREASURY	25,000,000	1.75	1.77	8/15/17	6/30/22	35,666	379	-	36,044
U.S. Treasuries	912828S35	US TREASURY	50,000,000	1.38	1.61	1/9/20	6/30/23	56,046	9,334	-	65,381
U.S. Treasuries	912828WE6	US TREASURY	50,000,000	2.75	1.71	12/17/19	11/15/23	112,092	(41,167)	-	70,925
Subtotals			**$ 5,521,000,000**					**$ 2,674,959**	**$ (22,999)**	**$ -**	**$ 2,651,960**
Federal Agencies	3130ADT93	FEDERAL HOME LOAN BANK	$ -	2.40	2.43	3/14/18	9/14/20	$ 21,667	$ 221	$ -	$ 21,887
Federal Agencies	313384G29	FED HOME LN DISCOUNT NT	-	0.00	0.06	9/15/20	9/16/20	-	60	-	60
Federal Agencies	3133EJ3N7	FEDERAL FARM CREDIT BANK	-	2.77	2.79	12/21/18	9/21/20	38,472	289	-	38,761
Federal Agencies	313384H36	FED HOME LN DISCOUNT NT	-	0.00	0.15	6/26/20	9/25/20	-	2,175	-	2,175
Federal Agencies	3130ACE26	FEDERAL HOME LOAN BANK	-	1.38	1.48	9/8/17	9/28/20	30,938	2,330	-	33,267
Federal Agencies	3130ACE26	FEDERAL HOME LOAN BANK	-	1.38	1.48	9/8/17	9/28/20	18,563	1,398	-	19,960
Federal Agencies	313384H77	FED HOME LN DISCOUNT NT	-	0.00	0.04	9/28/20	9/29/20	-	28	-	28
Federal Agencies	313384H77	FED HOME LN DISCOUNT NT	-	0.00	0.04	9/28/20	9/29/20	-	28	-	28
Federal Agencies	3130ACK52	FEDERAL HOME LOAN BANK	25,530,000	1.70	2.48	3/12/18	10/5/20	36,168	15,828	-	51,996
Federal Agencies	313384J75	FED HOME LN DISCOUNT NT	50,000,000	0.00	0.15	7/9/20	10/7/20	-	6,042	-	6,042
Federal Agencies	313384J91	FED HOME LN DISCOUNT NT	13,500,000	0.00	0.14	7/13/20	10/9/20	-	1,575	-	1,575
Federal Agencies	313396K51	FREDDIE MAC DISCOUNT NT	31,819,000	0.00	0.15	7/7/20	10/13/20	-	3,977	-	3,977
Federal Agencies	313384K65	FED HOME LN DISCOUNT NT	25,000,000	0.00	0.17	6/8/20	10/14/20	-	3,438	-	3,438
Federal Agencies	313384K65	FED HOME LN DISCOUNT NT	25,000,000	0.00	0.17	6/8/20	10/14/20	-	3,438	-	3,438
Federal Agencies	3133EKR57	FEDERAL FARM CREDIT BANK	112,500,000	0.20	0.72	9/25/19	10/20/20	18,502	3,772	-	22,274

Monthly Investment Earnings

Pooled Fund

Type of Investment	CUSIP	Issuer Name	Par Value	Coupon	YTM[1]	Settle Date	Maturity Date	Earned Interest	Amort. Expense	Realized Gain/(Loss)	Earned Income /Net Earnings
Federal Agencies	3130AHDF7	FEDERAL HOME LOAN BANK	50,000,000	1.63	1.57	2/12/20	10/21/20	67,708	(2,345)	-	65,363
Federal Agencies	313384L56	FED HOME LN DISCOUNT NT	50,000,000	0.00	0.14	7/15/20	10/21/20	-	5,833	-	5,833
Federal Agencies	3132X0KR1	FARMER MAC	25,000,000	0.36	0.36	11/2/16	11/2/20	7,432	-	-	7,432
Federal Agencies	3133EJT90	FEDERAL FARM CREDIT BANK	50,000,000	2.95	3.00	11/16/18	11/16/20	122,917	2,141	-	125,058
Federal Agencies	3137EAEK1	FREDDIE MAC	50,000,000	1.88	1.91	11/15/17	11/17/20	78,125	1,311	-	79,436
Federal Agencies	3134GBX56	FREDDIE MAC	60,000,000	2.25	2.12	11/24/17	11/24/20	112,500	(6,109)	-	106,391
Federal Agencies	3134GBLR1	FREDDIE MAC	24,715,000	1.75	1.75	5/25/17	11/25/20	36,043	58	-	36,101
Federal Agencies	3133EHW58	FEDERAL FARM CREDIT BANK	25,000,000	1.90	1.91	11/27/17	11/27/20	39,583	202	-	39,785
Federal Agencies	3133EHW58	FEDERAL FARM CREDIT BANK	25,000,000	1.90	1.91	11/27/17	11/27/20	39,583	202	-	39,785
Federal Agencies	3130A3UQ5	FEDERAL HOME LOAN BANK	10,000,000	1.88	2.02	12/13/17	12/11/20	15,625	1,163	-	16,788
Federal Agencies	3132X0ZY0	FARMER MAC	12,750,000	2.05	2.07	12/15/17	12/15/20	21,781	234	-	22,015
Federal Agencies	313384T74	FED HOME LN DISCOUNT NT	25,000,000	0.00	0.17	6/19/20	12/18/20	-	3,542	-	3,542
Federal Agencies	313384T74	FED HOME LN DISCOUNT NT	25,000,000	0.00	0.17	6/19/20	12/18/20	-	3,542	-	3,542
Federal Agencies	3133EGX75	FEDERAL FARM CREDIT BANK	50,000,000	0.35	0.35	12/21/16	12/21/20	14,833	-	-	14,833
Federal Agencies	3133EFTX5	FEDERAL FARM CREDIT BANK	100,000,000	0.48	0.48	12/24/15	12/24/20	42,146	-	-	42,146
Federal Agencies	313384V30	FED HOME LN DISCOUNT NT	50,000,000	0.00	0.16	7/7/20	12/30/20	-	6,833	-	6,833
Federal Agencies	3133EJ4Q9	FEDERAL FARM CREDIT BANK	100,000,000	2.55	2.58	1/11/19	1/11/21	212,500	2,709	-	215,209
Federal Agencies	3133EJCE7	FEDERAL FARM CREDIT BANK	50,000,000	2.35	2.59	4/16/18	2/12/21	97,917	9,476	-	107,393
Federal Agencies	3137EAEL9	FREDDIE MAC	22,000,000	2.38	2.47	2/16/18	2/16/21	43,542	1,590	-	45,131
Federal Agencies	313385CJ3	FED HOME LN DISCOUNT NT	47,000,000	0.00	0.12	8/28/20	2/26/21	-	4,504	-	4,504
Federal Agencies	3133EKCS3	FEDERAL FARM CREDIT BANK	50,000,000	2.55	2.58	3/11/19	3/11/21	106,250	1,026	-	107,276
Federal Agencies	3133EKCS3	FEDERAL FARM CREDIT BANK	50,000,000	2.55	2.58	3/11/19	3/11/21	106,250	1,026	-	107,276
Federal Agencies	3133EKR99	FEDERAL FARM CREDIT BANK	90,000,000	0.26	0.30	10/3/19	3/25/21	20,980	1,002	-	21,982
Federal Agencies	3132X0Q53	FARMER MAC	6,350,000	2.60	2.64	3/29/18	3/29/21	13,758	189	-	13,948
Federal Agencies	3132X0Q53	FARMER MAC	20,450,000	2.60	2.64	3/29/18	3/29/21	44,308	610	-	44,918
Federal Agencies	3133EKFP6	FEDERAL FARM CREDIT BANK	25,000,000	2.23	2.40	4/5/19	4/5/21	46,458	3,427	-	49,885
Federal Agencies	3133EKFP6	FEDERAL FARM CREDIT BANK	25,000,000	2.23	2.40	4/5/19	4/5/21	46,458	3,386	-	49,844
Federal Agencies	3133EJNS4	FEDERAL FARM CREDIT BANK	17,700,000	2.70	2.79	5/22/18	5/10/21	39,825	1,298	-	41,123
Federal Agencies	3135G0U35	FANNIE MAE	25,000,000	2.75	2.76	6/25/18	6/22/21	57,292	158	-	57,449
Federal Agencies	3135G0Q89	FANNIE MAE	25,000,000	1.38	1.38	10/21/16	10/7/21	28,646	-	-	28,646
Federal Agencies	3133EJK24	FEDERAL FARM CREDIT BANK	25,000,000	3.00	3.03	10/19/18	10/19/21	62,500	523	-	63,023
Federal Agencies	3133EGZJ7	FEDERAL FARM CREDIT BANK	14,500,000	1.38	1.38	10/25/16	10/25/21	16,615	-	-	16,615
Federal Agencies	3133EGZJ7	FEDERAL FARM CREDIT BANK	15,000,000	1.38	1.38	10/25/16	10/25/21	17,188	-	-	17,188
Federal Agencies	3133ELWS9	FEDERAL FARM CREDIT BANK	50,000,000	0.40	0.41	4/15/20	10/25/21	16,667	409	-	17,076
Federal Agencies	3133ELWS9	FEDERAL FARM CREDIT BANK	50,000,000	0.40	0.41	4/15/20	10/25/21	16,667	409	-	17,076
Federal Agencies	3133EJT74	FEDERAL FARM CREDIT BANK	50,000,000	3.05	3.09	11/15/18	11/15/21	127,083	1,369	-	128,452
Federal Agencies	3130AHJY0	FEDERAL HOME LOAN BANK	17,000,000	1.63	1.71	11/8/19	11/19/21	23,021	1,175	-	24,196
Federal Agencies	3130AHJY0	FEDERAL HOME LOAN BANK	25,000,000	1.63	1.71	11/8/19	11/19/21	33,854	1,728	-	35,583
Federal Agencies	3130AHJY0	FEDERAL HOME LOAN BANK	25,000,000	1.63	1.71	11/8/19	11/19/21	33,854	1,728	-	35,583
Federal Agencies	3130AHJY0	FEDERAL HOME LOAN BANK	45,000,000	1.63	1.71	11/8/19	11/19/21	60,938	3,111	-	64,049
Federal Agencies	3130AHJY0	FEDERAL HOME LOAN BANK	50,000,000	1.63	1.71	11/8/19	11/19/21	67,708	3,457	-	71,165
Federal Agencies	3133EJ3B3	FEDERAL FARM CREDIT BANK	19,000,000	2.80	0.74	3/19/20	12/17/21	44,333	(31,868)	-	12,465
Federal Agencies	3133EJ3B3	FEDERAL FARM CREDIT BANK	25,000,000	2.80	2.84	12/17/18	12/17/21	58,333	705	-	59,038
Federal Agencies	3133EJ3B3	FEDERAL FARM CREDIT BANK	25,000,000	2.80	2.84	12/17/18	12/17/21	58,333	705	-	59,038
Federal Agencies	3133EJ3B3	FEDERAL FARM CREDIT BANK	25,000,000	2.80	2.85	12/17/18	12/17/21	58,333	979	-	59,312
Federal Agencies	3130AHSR5	FEDERAL HOME LOAN BANK	22,500,000	1.63	1.68	12/20/19	12/20/21	30,469	997	-	31,466
Federal Agencies	3133ELTN4	FEDERAL FARM CREDIT BANK	50,000,000	0.53	0.69	3/18/20	1/18/22	22,083	5,075	-	27,158
Federal Agencies	3133ELTN4	FEDERAL FARM CREDIT BANK	63,450,000	0.53	0.67	3/23/20	1/18/22	28,024	7,231	-	35,255
Federal Agencies	3133ELKN3	FEDERAL FARM CREDIT BANK	100,000,000	1.55	1.55	1/28/20	1/28/22	129,167	328	-	129,495
Federal Agencies	3133EKAK2	FEDERAL FARM CREDIT BANK	20,700,000	2.53	2.56	2/19/19	2/14/22	43,643	478	-	44,121
Federal Agencies	3133EKBV7	FEDERAL FARM CREDIT BANK	10,000,000	2.55	2.56	3/1/19	3/1/22	21,250	77	-	21,327
Federal Agencies	313378WG2	FEDERAL HOME LOAN BANK	17,780,000	2.50	2.36	4/5/19	3/11/22	37,042	(1,932)	-	35,109
Federal Agencies	313378WG2	FEDERAL HOME LOAN BANK	40,000,000	2.50	2.36	4/5/19	3/11/22	83,333	(4,436)	-	78,897
Federal Agencies	3133EKDC7	FEDERAL FARM CREDIT BANK	26,145,000	2.47	2.36	4/8/19	3/14/22	53,815	(2,270)	-	51,545

Monthly Investment Earnings

Pooled Fund

Type of Investment	CUSIP	Issuer Name	Par Value	Coupon	YTM[1]	Settle Date	Maturity Date	Earned Interest	Amort. Expense	Realized Gain/(Loss)	Earned Income /Net Earnings
Federal Agencies	3133EKDC7	FEDERAL FARM CREDIT BANK	45,500,000	2.47	2.36	4/8/19	3/14/22	93,654	(3,773)	-	89,882
Federal Agencies	3133ELUQ5	FEDERAL FARM CREDIT BANK	25,000,000	0.70	0.70	3/25/20	3/25/22	14,583	41	-	14,624
Federal Agencies	3133ELUQ5	FEDERAL FARM CREDIT BANK	25,000,000	0.70	0.71	3/25/20	3/25/22	14,583	288	-	14,871
Federal Agencies	3133ELUQ5	FEDERAL FARM CREDIT BANK	25,000,000	0.70	0.71	3/25/20	3/25/22	14,583	164	-	14,748
Federal Agencies	3133ELUQ5	FEDERAL FARM CREDIT BANK	25,000,000	0.70	0.73	3/25/20	3/25/22	14,583	688	-	15,272
Federal Agencies	3135G0T45	FANNIE MAE	25,000,000	1.88	1.81	6/6/17	4/5/22	39,063	(1,229)	-	37,834
Federal Agencies	3135G0V59	FANNIE MAE	25,000,000	2.25	2.36	4/12/19	4/12/22	46,875	2,245	-	49,120
Federal Agencies	3135G0V59	FANNIE MAE	50,000,000	2.25	2.36	4/12/19	4/12/22	93,750	4,489	-	98,239
Federal Agencies	3135G0V59	FANNIE MAE	50,000,000	2.25	2.36	4/12/19	4/12/22	93,750	4,489	-	98,239
Federal Agencies	3133EKHB5	FEDERAL FARM CREDIT BANK	50,000,000	2.35	2.37	4/18/19	4/18/22	97,917	835	-	98,752
Federal Agencies	3133EKLR5	FEDERAL FARM CREDIT BANK	25,000,000	2.25	2.32	5/16/19	5/16/22	46,875	1,389	-	48,264
Federal Agencies	3133EKLR5	FEDERAL FARM CREDIT BANK	35,000,000	2.25	2.32	5/16/19	5/16/22	65,625	1,945	-	67,570
Federal Agencies	3133EHLY7	FEDERAL FARM CREDIT BANK	50,000,000	1.88	1.85	6/6/17	6/2/22	78,125	(976)	-	77,149
Federal Agencies	3133EHLY7	FEDERAL FARM CREDIT BANK	50,000,000	1.88	1.88	6/9/17	6/2/22	78,125	41	-	78,166
Federal Agencies	3133ELDK7	FEDERAL FARM CREDIT BANK	20,000,000	1.63	1.63	12/16/19	6/15/22	27,167	35	-	27,202
Federal Agencies	3133ELDK7	FEDERAL FARM CREDIT BANK	25,000,000	1.63	1.63	12/16/19	6/15/22	33,958	44	-	34,002
Federal Agencies	3133ELDK7	FEDERAL FARM CREDIT BANK	25,000,000	1.63	1.63	12/16/19	6/15/22	33,958	44	-	34,002
Federal Agencies	3133EHZP1	FEDERAL FARM CREDIT BANK	25,000,000	1.85	0.69	3/18/20	9/20/22	38,542	(23,540)	-	15,002
Federal Agencies	3133ELVL5	FEDERAL FARM CREDIT BANK	40,000,000	0.70	0.71	4/3/20	10/3/22	23,333	329	-	23,662
Federal Agencies	3133ELJH8	FEDERAL FARM CREDIT BANK	10,140,000	1.60	0.74	3/25/20	1/23/23	13,520	(7,083)	-	6,437
Federal Agencies	3134GVHA9	FREDDIE MAC	-	1.00	1.00	3/30/20	3/30/23	20,139	-	-	20,139
Federal Agencies	3134GVHA9	FREDDIE MAC	-	1.00	1.00	3/30/20	3/30/23	20,139	-	-	20,139
Federal Agencies	3134GVHA9	FREDDIE MAC	-	1.00	1.00	3/30/20	3/30/23	20,139	-	-	20,139
Federal Agencies	3134GVHA9	FREDDIE MAC	-	1.00	1.00	3/30/20	3/30/23	20,139	-	-	20,139
Federal Agencies	3133ELNE0	FEDERAL FARM CREDIT BANK	20,495,000	1.43	0.85	3/18/20	2/14/24	24,423	(9,572)	-	14,852
Federal Agencies	3133ELCP7	FEDERAL FARM CREDIT BANK	25,000,000	1.63	1.66	12/3/19	12/3/24	33,854	657	-	34,511
Federal Agencies	3137EAEP0	FREDDIE MAC	5,000,000	1.50	1.52	2/14/20	2/12/25	6,250	63	-	6,313
Federal Agencies	3137EAEP0	FREDDIE MAC	5,000,000	1.50	1.52	2/14/20	2/12/25	6,250	63	-	6,313
Federal Agencies	3137EAEP0	FREDDIE MAC	5,000,000	1.50	1.52	2/14/20	2/12/25	6,250	63	-	6,313
Federal Agencies	3137EAEP0	FREDDIE MAC	15,000,000	1.50	1.52	2/14/20	2/12/25	18,750	190	-	18,940
Federal Agencies	3137EAEP0	FREDDIE MAC	50,000,000	1.50	1.52	2/14/20	2/12/25	62,500	633	-	63,133
Federal Agencies	3133ELQY3	FEDERAL FARM CREDIT BANK	16,000,000	1.21	1.22	3/23/20	3/3/25	16,133	154	-	16,287
Federal Agencies	3133ELQY3	FEDERAL FARM CREDIT BANK	24,000,000	1.21	1.24	3/23/20	3/3/25	24,200	594	-	24,794
Subtotals			**$ 3,096,524,000**					**$ 4,012,758**	**$ 54,892**	**$ -**	**$ 4,067,650**
State/Local Agencies	13063DGA0	CALIFORNIA ST	$ 33,000,000	2.80	2.80	4/25/18	4/1/21	$ 77,000	$ (37)	$ -	$ 76,963
State/Local Agencies	13066YTY5	CALIFORNIA ST DEPT OF WTR RESO	21,967,414	1.71	2.30	2/6/17	5/1/21	31,358	7,217	-	38,576
State/Local Agencies	91412GF59	UNIV OF CALIFORNIA CA REVENUES	1,769,000	1.91	1.40	8/9/16	5/15/21	2,816	(719)	-	2,097
Subtotals			**$ 56,736,414**					**$ 111,174**	**$ 6,461**	**$ -**	**$ 117,636**
Public Time Deposits	PP9U66BY8	BANK OF SAN FRANCISCO	$ -	0.40	0.40	3/25/20	9/21/20	$ 2,211	$ -	$ -	$ 2,211
Public Time Deposits	PPEQ54334	BRIDGE BANK	-	0.42	0.42	3/24/20	9/21/20	2,313	-	-	2,313
Public Time Deposits	PPE504BU6	SAN FRANCISCO CREDIT UNION	10,000,000	0.20	0.20	6/4/20	12/1/20	1,644	-	-	1,644
Public Time Deposits	PPE505CM0	BANK OF SAN FRANCISCO	5,000,000	0.20	0.20	6/8/20	12/7/20	819	-	-	819
Public Time Deposits	PPE808900	BRIDGE BANK	10,000,000	0.22	0.22	6/23/20	12/23/20	1,808	-	-	1,808
Public Time Deposits	PPE20ZJV4	BANK OF SAN FRANCISCO	10,000,000	0.16	0.16	9/21/20	3/22/21	438	-	-	438
Public Time Deposits	PPEF10AD0	BRIDGE BANK	10,000,000	0.16	0.16	9/21/20	3/22/21	438	-	-	438
Subtotals			**$ 45,000,000**					**$ 9,672**	**$ -**	**$ -**	**$ 9,672**
Negotiable CDs	06367BAC3	BANK OF MONTREAL CHICAGO	$ -	0.43	0.43	11/25/19	9/2/20	$ 603	$ -	$ -	$ 603
Negotiable CDs	06367BJM2	BANK OF MONTREAL CHICAGO	-	1.01	1.01	3/11/20	9/14/20	36,472	-	-	36,472
Negotiable CDs	89114N5H4	TORONTO DOMINION BANK NY	-	0.48	0.48	9/25/19	9/24/20	30,874	-	-	30,874
Negotiable CDs	06417MCW3	BANK OF NOVA SCOTIA HOUS	-	0.49	0.49	9/27/19	9/28/20	18,239	-	-	18,239
Negotiable CDs	89114N5M3	TORONTO DOMINION BANK NY	-	0.50	0.50	9/27/19	9/28/20	18,759	-	-	18,759

Monthly Investment Earnings

Pooled Fund

Type of Investment	CUSIP	Issuer Name	Par Value	Coupon	YTM[1]	Settle Date	Maturity Date	Earned Interest	Amort. Expense	Realized Gain/(Loss)	Earned Income /Net Earnings
Negotiable CDs	06417MDE2	BANK OF NOVA SCOTIA HOUS	50,000,000	0.49	0.49	10/3/19	10/9/20	20,232	-	-	20,232
Negotiable CDs	89114N6E0	TORONTO DOMINION BANK NY	50,000,000	0.49	0.49	10/1/19	10/9/20	20,232	-	-	20,232
Negotiable CDs	06370R6W4	BANK OF MONTREAL CHICAGO	50,000,000	0.40	0.40	11/13/19	10/26/20	17,971	-	-	17,971
Negotiable CDs	96130ADY1	WESTPAC BANKING CORP NY	50,000,000	0.42	0.42	10/30/19	10/28/20	18,134	-	-	18,134
Negotiable CDs	78012URS6	ROYAL BANK OF CANADA NY	35,000,000	0.36	0.36	12/3/19	12/3/20	10,700	-	-	10,700
Negotiable CDs	06367BBD0	BANK OF MONTREAL CHICAGO	50,000,000	1.85	1.85	12/3/19	12/4/20	77,083	-	-	77,083
Negotiable CDs	96130AEP9	WESTPAC BANKING CORP NY	50,000,000	0.39	0.39	12/6/19	12/9/20	17,113	-	-	17,113
Negotiable CDs	96130AET1	WESTPAC BANKING CORP NY	75,000,000	1.86	1.86	12/13/19	12/14/20	116,250	-	-	116,250
Negotiable CDs	89114NFY6	TORONTO DOMINION BANK NY	70,000,000	1.73	1.73	1/23/20	1/6/21	100,917	-	-	100,917
Negotiable CDs	06367BFR5	BANK OF MONTREAL CHICAGO	50,000,000	0.30	0.30	1/29/20	1/28/21	12,365	-	-	12,365
Negotiable CDs	06367BJF7	BANK OF MONTREAL CHICAGO	100,000,000	0.54	0.54	3/10/20	3/1/21	44,594	-	-	44,594
Negotiable CDs	78012UTJ4	ROYAL BANK OF CANADA NY	100,000,000	0.90	0.90	3/12/20	3/15/21	75,568	-	-	75,568
Subtotals			**$ 730,000,000**					**$ 636,106**	**$ -**	**$ -**	**$ 636,106**
Medium Term Notes	89236TFQ3	TOYOTA MOTOR CREDIT CORP	$ 5,000,000	3.05	3.08	1/8/19	1/8/21	$ 12,708	$ 123	$ -	$ 12,831
Subtotals			**$ 5,000,000**					**$ 12,708**	**$ 123**	**$ -**	**$ 12,831**
Money Market Funds	262006208	DREYFUS GOVERN CASH MGMT-I	$ 10,603,343	0.03	0.03	9/30/20	10/1/20	$ 293	$ -	$ -	$ 293
Money Market Funds	608919718	FEDERATED GOVERNMENT OBL-PRM	951,019,123	0.05	0.05	9/30/20	10/1/20	40,979	-	-	40,979
Money Market Funds	09248U718	BLACKROCK LIQ INST GOV FUND	10,544,422	0.06	0.06	9/30/20	10/1/20	500	-	-	500
Money Market Funds	31607A703	FIDELITY INST GOV FUND	363,314,299	0.04	0.04	9/30/20	10/1/20	11,144	-	-	11,144
Money Market Funds	61747C707	MORGAN STANLEY INST GOVT FUND	11,384,403	0.02	0.02	9/30/20	10/1/20	187	-	-	187
Subtotals			**$ 1,346,865,590**					**$ 53,103**	**$ -**	**$ -**	**$ 53,103**
Supranationals	459058GA5	INTL BK RECON & DEVELOP	$ -	1.63	1.64	8/29/17	9/4/20	$ 6,775	$ 29	$ -	$ 6,804
Supranationals	45905UQ80	INTL BK RECON & DEVELOP	50,000,000	1.95	1.97	11/9/17	11/9/20	81,250	958	-	82,208
Supranationals	45905UQ80	INTL BK RECON & DEVELOP	50,000,000	1.95	2.15	12/20/17	11/9/20	81,250	8,005	-	89,255
Supranationals	459052Q66	INTL BK RECON & DEVELOP DISCOUN	25,000,000	0.00	0.10	8/25/20	11/23/20	-	2,083	-	2,083
Supranationals	459052R57	IBRD DISCOUNT NOTE	50,000,000	0.00	0.10	8/7/20	11/30/20	-	4,167	-	4,167
Supranationals	45950KCM0	INTERNATIONAL FINANCE CORP	50,000,000	2.25	2.35	1/25/18	1/25/21	93,750	4,024	-	97,774
Supranationals	4581X0DB1	INTER-AMERICAN DEVEL BK	45,000,000	2.63	2.70	4/19/18	4/19/21	98,438	2,710	-	101,147
Supranationals	4581X0DB1	INTER-AMERICAN DEVEL BK	50,000,000	2.63	2.84	5/16/18	4/19/21	109,375	8,588	-	117,963
Supranationals	45950KCJ7	INTERNATIONAL FINANCE CORP	12,135,000	1.13	2.97	5/23/18	7/20/21	11,387	16,587	-	27,974
Supranationals	459058GH0	INTL BK RECON & DEVELOP	50,000,000	2.75	2.85	7/25/18	7/23/21	114,583	3,208	-	117,792
Supranationals	459058HV8	INTL BK RECON & DEVELOP	25,000,000	2.05	2.05	1/28/20	1/28/25	42,708	-	-	42,708
Supranationals	459058HV8	INTL BK RECON & DEVELOP	25,000,000	2.05	2.05	1/28/20	1/28/25	42,708	-	-	42,708
Supranationals	459058HV8	INTL BK RECON & DEVELOP	50,000,000	2.05	2.05	1/28/20	1/28/25	85,417	-	-	85,417
Subtotals			**$ 482,135,000**					**$ 767,641**	**$ 50,359**	**$ -**	**$ 818,000**
Grand Totals			**$ 11,283,261,004**					**$ 8,278,122**	**$ 88,837**	**$ -**	**$ 8,366,959**

[1] Yield to maturity is calculated at purchase

Investment Transactions
Pooled Fund

For month ended September 30, 2020

Transaction	Settle Date	Maturity	Type of Investment	Issuer Name	CUSIP	Par Value	Coupon	YTM	Price	Interest	Transaction
Purchase	9/1/20	2/2/21	U.S. Treasuries	TREASURY BILL	912796B65	$ 50,000,000	0.00	0.11	$ 99.95	$ -	$ 49,976,258
Purchase	9/2/20	9/3/20	U.S. Treasuries	TREASURY BILL	912796XH7	20,000,000	0.00	0.08	100.00	-	19,999,956
Purchase	9/2/20	9/3/20	U.S. Treasuries	TREASURY BILL	912796XH7	50,000,000	0.00	0.07	100.00	-	49,999,903
Purchase	9/3/20	12/3/20	U.S. Treasuries	TREASURY BILL	912796TU3	50,000,000	0.00	0.11	99.97	-	49,986,729
Purchase	9/3/20	3/4/21	U.S. Treasuries	TREASURY BILL	9127964F3	150,000,000	0.00	0.12	99.94	-	149,912,792
Purchase	9/4/20	2/2/21	U.S. Treasuries	TREASURY BILL	912796B65	50,000,000	0.00	0.12	99.95	-	49,975,882
Purchase	9/4/20	3/4/21	U.S. Treasuries	TREASURY BILL	9127964F3	25,000,000	0.00	0.11	99.94	-	24,986,048
Purchase	9/8/20	2/9/21	U.S. Treasuries	TREASURY BILL	912796B73	50,000,000	0.00	0.12	99.95	-	49,974,868
Purchase	9/9/20	9/22/20	U.S. Treasuries	TREASURY BILL	9127963Z0	50,000,000	0.00	0.07	100.00	-	49,998,646
Purchase	9/10/20	9/22/20	U.S. Treasuries	TREASURY BILL	9127963Z0	50,000,000	0.00	0.07	100.00	-	49,998,833
Purchase	9/10/20	3/11/21	U.S. Treasuries	TREASURY BILL	9127964M8	100,000,000	0.00	0.13	99.94	-	99,936,806
Purchase	9/11/20	9/15/20	U.S. Treasuries	TREASURY BILL	9127963Y3	25,000,000	0.00	0.08	100.00	-	24,999,778
Purchase	9/14/20	9/15/20	U.S. Treasuries	TREASURY BILL	9127963Y3	25,000,000	0.00	0.08	100.00	-	24,999,944
Purchase	9/14/20	9/24/20	U.S. Treasuries	TREASURY BILL	9127962H1	50,000,000	0.00	0.08	100.00	-	49,998,917
Purchase	9/15/20	9/16/20	Federal Agencies	FED HOME LN DISCOUNT NT	313384G29	36,000,000	0.00	0.06	100.00	-	35,999,940
Purchase	9/15/20	9/22/20	U.S. Treasuries	TREASURY BILL	9127963Z0	50,000,000	0.00	0.08	100.00	-	49,999,271
Purchase	9/15/20	9/29/20	U.S. Treasuries	TREASURY BILL	9127964A4	50,000,000	0.00	0.08	100.00	-	49,998,542
Purchase	9/15/20	9/29/20	U.S. Treasuries	TREASURY BILL	9127964A4	50,000,000	0.00	0.08	100.00	-	49,998,522
Purchase	9/17/20	10/1/20	Money Market Funds	FEDERATED GOVERNMENT OBL	608919718	33,000,000	0.05	0.05	100.00	-	33,000,000
Purchase	9/17/20	10/1/20	Money Market Funds	FIDELITY INST GOV FUND	31607A703	52,000,000	0.04	0.04	100.00	-	52,000,000
Purchase	9/17/20	3/18/21	U.S. Treasuries	TREASURY BILL	9127964N6	50,000,000	0.00	0.11	99.94	-	49,972,194
Purchase	9/17/20	3/18/21	U.S. Treasuries	TREASURY BILL	9127964N6	100,000,000	0.00	0.12	99.94	-	99,939,333
Purchase	9/21/20	2/25/21	U.S. Treasuries	TREASURY BILL	912796XE4	50,000,000	0.00	0.10	99.96	-	49,977,854
Purchase	9/21/20	3/22/21	Public Time Deposits	BANK OF SAN FRANCISCO	PPE20ZJV4	10,000,000	0.16	0.16	100.00	-	10,000,000
Purchase	9/21/20	3/22/21	Public Time Deposits	BRIDGE BANK	PPEF10AD0	10,000,000	0.16	0.16	100.00	-	10,000,000
Purchase	9/22/20	10/1/20	U.S. Treasuries	TREASURY BILL	9127962J7	25,000,000	0.00	0.07	100.00	-	24,999,581
Purchase	9/22/20	10/6/20	U.S. Treasuries	TREASURY BILL	9127964G1	25,000,000	0.00	0.06	100.00	-	24,999,388
Purchase	9/22/20	2/23/21	U.S. Treasuries	TREASURY BILL	912796B99	50,000,000	0.00	0.11	99.95	-	49,977,007
Purchase	9/22/20	2/23/21	U.S. Treasuries	TREASURY BILL	912796B99	50,000,000	0.00	0.10	99.96	-	49,979,445
Purchase	9/23/20	10/1/20	Money Market Funds	FIDELITY INST GOV FUND	31607A703	46,000,000	0.04	0.04	100.00	-	46,000,000
Purchase	9/23/20	10/6/20	U.S. Treasuries	TREASURY BILL	9127964G1	50,000,000	0.00	0.06	100.00	-	49,998,989
Purchase	9/23/20	10/20/20	U.S. Treasuries	TREASURY BILL	9127964J5	50,000,000	0.00	0.07	99.99	-	49,997,375
Purchase	9/23/20	11/5/20	U.S. Treasuries	TREASURY BILL	912796TP4	50,000,000	0.00	0.08	99.99	-	49,995,222
Purchase	9/24/20	3/25/21	U.S. Treasuries	TREASURY BILL	9127962F5	25,000,000	0.00	0.10	99.95	-	24,987,108
Purchase	9/24/20	3/25/21	U.S. Treasuries	TREASURY BILL	9127962F5	25,000,000	0.00	0.10	99.95	-	24,987,159
Purchase	9/24/20	3/25/21	U.S. Treasuries	TREASURY BILL	9127962F5	100,000,000	0.00	0.11	99.95	-	99,946,917
Purchase	9/25/20	10/13/20	U.S. Treasuries	TREASURY BILL	9127964H9	50,000,000	0.00	0.07	100.00	-	49,998,183
Purchase	9/28/20	9/29/20	Federal Agencies	FED HOME LN DISCOUNT NT	313384H77	25,000,000	0.00	0.04	100.00	-	24,999,972
Purchase	9/28/20	9/29/20	Federal Agencies	FED HOME LN DISCOUNT NT	313384H77	25,000,000	0.00	0.04	100.00	-	24,999,972
Purchase	9/28/20	9/29/20	U.S. Treasuries	TREASURY BILL	9127964A4	50,000,000	0.00	0.05	100.00	-	49,999,931
Purchase	9/28/20	11/10/20	U.S. Treasuries	TREASURY BILL	9127964R7	25,000,000	0.00	0.09	99.99	-	24,997,402
Purchase	9/28/20	2/11/21	U.S. Treasuries	TREASURY BILL	9127964C0	25,000,000	0.00	0.09	99.97	-	24,991,406
Purchase	9/29/20	10/27/20	U.S. Treasuries	TREASURY BILL	9127964K2	50,000,000	0.00	0.06	100.00	-	49,997,628
Purchase	9/29/20	1/12/21	U.S. Treasuries	TREASURY BILL	912796A66	25,000,000	0.00	0.09	99.97	-	24,993,438
Purchase	9/29/20	2/9/21	U.S. Treasuries	TREASURY BILL	912796B73	50,000,000	0.00	0.10	99.96	-	49,982,451
Purchase	9/29/20	3/2/21	U.S. Treasuries	TREASURY BILL	912796C23	50,000,000	0.00	0.10	99.96	-	49,978,397
Purchase	9/29/20	3/2/21	U.S. Treasuries	TREASURY BILL	912796C23	50,000,000	0.00	0.11	99.96	-	49,977,542
Purchase	9/30/20	10/1/20	Money Market Funds	DREYFUS GOVERN CASH MGMT	262006208	293	0.03	0.03	100.00	-	293
Purchase	9/30/20	10/1/20	Money Market Funds	FEDERATED GOVERNMENT OBL	608919718	40,979	0.05	0.05	100.00	-	40,979
Purchase	9/30/20	10/1/20	Money Market Funds	FEDERATED GOVERNMENT OBL	608919718	50,000,000	0.05	0.05	100.00	-	50,000,000
Purchase	9/30/20	10/1/20	Money Market Funds	BLACKROCK LIQ INST GOV F	09248U718	500	0.06	0.06	100.00	-	500
Purchase	9/30/20	10/1/20	Money Market Funds	FIDELITY INST GOV FUND	31607A703	11,144	0.04	0.04	100.00	-	11,144

Investment Transactions

Pooled Fund

Transaction	Settle Date	Maturity	Type of Investment	Issuer Name	CUSIP	Par Value	Coupon	YTM	Price	Interest	Transaction
Purchase	9/30/20	10/1/20	Money Market Funds	FIDELITY INST GOV FUND	31607A703	42,000,000	0.04	0.04	100.00	-	42,000,000
Purchase	9/30/20	10/1/20	Money Market Funds	MORGAN STANLEY INST GOVT	61747C707	187	0.02	0.02	100.00	-	187
Purchase	9/30/20	11/19/20	U.S. Treasuries	TREASURY BILL	9127963A5	50,000,000	0.00	0.08	99.99	-	49,994,757
Purchase	9/30/20	2/23/21	U.S. Treasuries	TREASURY BILL	912796B99	50,000,000	0.00	0.10	99.96	-	49,980,635
Purchase	9/30/20	3/2/21	U.S. Treasuries	TREASURY BILL	912796C23	25,000,000	0.00	0.10	99.96	-	24,989,853
Purchase	9/30/20	3/2/21	U.S. Treasuries	TREASURY BILL	912796C23	25,000,000	0.00	0.10	99.96	-	24,989,641
Subtotals						**$2,399,053,103**	**0.01**	**0.09**	**$ 99.97**	**$ -**	**$2,398,423,515**
Sale	9/2/20	10/1/20	Money Market Funds	FEDERATED GOVERNMENT OBL	608919718	$ 52,000,000	0.05	0.05	$ 100.00	$ -	$ 52,000,000
Sale	9/3/20	10/1/20	Money Market Funds	FEDERATED GOVERNMENT OBL	608919718	100,000,000	0.05	0.05	100.00	-	100,000,000
Sale	9/3/20	10/1/20	Money Market Funds	FIDELITY INST GOV FUND	31607A703	17,000,000	0.04	0.04	100.00	-	17,000,000
Sale	9/4/20	10/1/20	Money Market Funds	FIDELITY INST GOV FUND	31607A703	82,000,000	0.04	0.04	100.00	-	82,000,000
Sale	9/8/20	10/1/20	Money Market Funds	FIDELITY INST GOV FUND	31607A703	7,000,000	0.04	0.04	100.00	-	7,000,000
Sale	9/9/20	10/1/20	Money Market Funds	FEDERATED GOVERNMENT OBL	608919718	65,000,000	0.05	0.05	100.00	-	65,000,000
Sale	9/10/20	10/1/20	Money Market Funds	FEDERATED GOVERNMENT OBL	608919718	79,000,000	0.05	0.05	100.00	-	79,000,000
Sale	9/11/20	10/1/20	Money Market Funds	FIDELITY INST GOV FUND	31607A703	26,000,000	0.04	0.04	100.00	-	26,000,000
Sale	9/14/20	10/1/20	Money Market Funds	FEDERATED GOVERNMENT OBL	608919718	38,000,000	0.05	0.05	100.00	-	38,000,000
Sale	9/16/20	10/1/20	Money Market Funds	FIDELITY INST GOV FUND	31607A703	12,000,000	0.04	0.04	100.00	-	12,000,000
Sale	9/18/20	10/1/20	Money Market Funds	FIDELITY INST GOV FUND	31607A703	45,000,000	0.04	0.04	100.00	-	45,000,000
Sale	9/21/20	10/1/20	Money Market Funds	FIDELITY INST GOV FUND	31607A703	19,000,000	0.04	0.04	100.00	-	19,000,000
Sale	9/22/20	10/1/20	Money Market Funds	FEDERATED GOVERNMENT OBL	608919718	18,000,000	0.05	0.05	100.00	-	18,000,000
Sale	9/24/20	10/1/20	Money Market Funds	FIDELITY INST GOV FUND	31607A703	13,000,000	0.04	0.04	100.00	-	13,000,000
Sale	9/28/20	10/1/20	Money Market Funds	FEDERATED GOVERNMENT OBL	608919718	65,000,000	0.05	0.05	100.00	-	65,000,000
Sale	9/29/20	10/1/20	Money Market Funds	FIDELITY INST GOV FUND	31607A703	14,000,000	0.04	0.04	100.00	-	14,000,000
Subtotals						**$ 652,000,000**	**0.05**	**0.05**	**$ 100.00**	**$ -**	**$ 652,000,000**
Call	9/30/20	3/30/23	Federal Agencies	FREDDIE MAC	3134GVHA9	$ 25,000,000	1.00	1.00	100.00	$ -	$ 25,000,000
Call	9/30/20	3/30/23	Federal Agencies	FREDDIE MAC	3134GVHA9	25,000,000	1.00	1.00	100.00	-	25,000,000
Call	9/30/20	3/30/23	Federal Agencies	FREDDIE MAC	3134GVHA9	25,000,000	1.00	1.00	100.00	-	25,000,000
Call	9/30/20	3/30/23	Federal Agencies	FREDDIE MAC	3134GVHA9	25,000,000	1.00	1.00	100.00	-	25,000,000
Subtotals						**$ 100,000,000**	**1.00**	**1.00**	**$ -**	**$ -**	**$ 100,000,000**
Maturity	9/1/20	9/1/20	U.S. Treasuries	TREASURY BILL	9127963R8	$ 50,000,000	0.00	0.15	100.00	$ -	$ 50,000,000
Maturity	9/2/20	9/2/20	Negotiable CDs	BANK OF MONTREAL CHICAGO	06367BAC3	50,000,000	0.43	0.43	100.00	55,456	50,055,456
Maturity	9/3/20	9/3/20	U.S. Treasuries	TREASURY BILL	912796XH7	20,000,000	0.00	0.08	100.00	-	20,000,000
Maturity	9/3/20	9/3/20	U.S. Treasuries	TREASURY BILL	912796XH7	50,000,000	0.00	0.07	100.00	-	50,000,000
Maturity	9/4/20	9/4/20	Supranationals	INTL BK RECON & DEVELOP	459058GA5	50,000,000	0.77	0.83	100.00	406,500	50,406,500
Maturity	9/8/20	9/8/20	U.S. Treasuries	TREASURY BILL	9127963X5	25,000,000	0.00	0.16	100.00	-	25,000,000
Maturity	9/8/20	9/8/20	U.S. Treasuries	TREASURY BILL	9127963X5	25,000,000	0.00	0.16	100.00	-	25,000,000
Maturity	9/10/20	9/10/20	U.S. Treasuries	TREASURY BILL	912796TJ8	50,000,000	0.00	0.16	100.00	-	50,000,000
Maturity	9/10/20	9/10/20	U.S. Treasuries	TREASURY BILL	912796TJ8	50,000,000	0.00	0.17	100.00	-	50,000,000
Maturity	9/14/20	9/14/20	Negotiable CDs	BANK OF MONTREAL CHICAGO	06367BJM2	100,000,000	1.01	1.01	100.00	524,639	100,524,639
Maturity	9/14/20	9/14/20	Federal Agencies	FEDERAL HOME LOAN BANK	3130ADT93	25,000,000	2.40	2.43	100.00	300,000	25,300,000
Maturity	9/15/20	9/15/20	U.S. Treasuries	TREASURY BILL	9127963Y3	25,000,000	0.00	0.08	100.00	-	25,000,000
Maturity	9/15/20	9/15/20	U.S. Treasuries	TREASURY BILL	9127963Y3	25,000,000	0.00	0.08	100.00	-	25,000,000
Maturity	9/15/20	9/15/20	U.S. Treasuries	TREASURY BILL	9127963Y3	40,000,000	0.00	0.15	100.00	-	40,000,000
Maturity	9/15/20	9/15/20	U.S. Treasuries	TREASURY BILL	9127963Y3	100,000,000	0.00	0.15	100.00	-	100,000,000
Maturity	9/16/20	9/16/20	Federal Agencies	FED HOME LN DISCOUNT NT	313384G29	36,000,000	0.00	0.06	100.00	-	36,000,000
Maturity	9/17/20	9/17/20	U.S. Treasuries	TREASURY BILL	9127962G3	100,000,000	0.00	0.18	100.00	-	100,000,000
Maturity	9/21/20	9/21/20	Federal Agencies	FEDERAL FARM CREDIT BANK	3133EJ3N7	25,000,000	2.77	2.79	100.00	346,250	25,346,250
Maturity	9/21/20	9/21/20	Public Time Deposits	BANK OF SAN FRANCISCO	PP9U66BY8	10,000,000	0.40	0.40	100.00	8,822	10,008,822
Maturity	9/21/20	9/21/20	Public Time Deposits	BRIDGE BANK	PPEQ54334	10,000,000	0.42	0.42	100.00	4,960	10,004,960
Maturity	9/22/20	9/22/20	U.S. Treasuries	TREASURY BILL	9127963Z0	50,000,000	0.00	0.07	100.00	-	50,000,000

Investment Transactions

Pooled Fund

Transaction	Settle Date	Maturity	Type of Investment	Issuer Name	CUSIP	Par Value	Coupon	YTM	Price	Interest	Transaction
Maturity	9/22/20	9/22/20	U.S. Treasuries	TREASURY BILL	9127963Z0	50,000,000	0.00	0.07	100.00	-	50,000,000
Maturity	9/22/20	9/22/20	U.S. Treasuries	TREASURY BILL	9127963Z0	50,000,000	0.00	0.08	100.00	-	50,000,000
Maturity	9/24/20	9/24/20	Negotiable CDs	TORONTO DOMINION BANK NY	89114N5H4	100,000,000	0.48	0.48	100.00	41,613	100,041,613
Maturity	9/24/20	9/24/20	U.S. Treasuries	TREASURY BILL	9127962H1	25,000,000	0.00	0.09	100.00	-	25,000,000
Maturity	9/24/20	9/24/20	U.S. Treasuries	TREASURY BILL	9127962H1	50,000,000	0.00	0.08	100.00	-	50,000,000
Maturity	9/25/20	9/25/20	Federal Agencies	FED HOME LN DISCOUNT NT	313384H36	22,500,000	0.00	0.15	100.00	-	22,500,000
Maturity	9/28/20	9/28/20	Negotiable CDs	BANK OF NOVA SCOTIA HOUS	06417MCW3	50,000,000	0.49	0.49	100.00	20,941	50,020,941
Maturity	9/28/20	9/28/20	Federal Agencies	FEDERAL HOME LOAN BANK	3130ACE26	18,000,000	1.38	1.48	100.00	123,750	18,123,750
Maturity	9/28/20	9/28/20	Federal Agencies	FEDERAL HOME LOAN BANK	3130ACE26	30,000,000	1.38	1.48	100.00	206,250	30,206,250
Maturity	9/28/20	9/28/20	Negotiable CDs	TORONTO DOMINION BANK NY	89114N5M3	50,000,000	0.50	0.50	100.00	22,233	50,022,233
Maturity	9/29/20	9/29/20	Federal Agencies	FED HOME LN DISCOUNT NT	313384H77	25,000,000	0.00	0.04	100.00	-	25,000,000
Maturity	9/29/20	9/29/20	Federal Agencies	FED HOME LN DISCOUNT NT	313384H77	25,000,000	0.00	0.04	100.00	-	25,000,000
Maturity	9/29/20	9/29/20	U.S. Treasuries	TREASURY BILL	9127964A4	50,000,000	0.00	0.08	100.00	-	50,000,000
Maturity	9/29/20	9/29/20	U.S. Treasuries	TREASURY BILL	9127964A4	50,000,000	0.00	0.08	100.00	-	50,000,000
Maturity	9/29/20	9/29/20	U.S. Treasuries	TREASURY BILL	9127964A4	50,000,000	0.00	0.05	100.00	-	50,000,000
Maturity	9/30/20	9/30/20	U.S. Treasuries	US TREASURY	9128285B2	60,000,000	2.75	1.81	100.00	825,000	60,825,000
Subtotals						**$1,621,500,000**	**0.39**	**0.43**	**$ -**	**$ 2,886,414**	**$1,624,386,414**
Interest	9/1/20	12/1/20	Public Time Deposits	SAN FRANCISCO CREDIT UNI	PPE504BU6	$ 10,000,000	0.20	0.20	0.00	0.00	$ 4,878
Interest	9/1/20	3/1/21	Negotiable CDs	BANK OF MONTREAL CHICAGO	06367BJF7	100,000,000	0.54	0.54	0.00	0.00	43,148
Interest	9/1/20	3/1/22	Federal Agencies	FEDERAL FARM CREDIT BANK	3133EKBV7	10,000,000	2.55	2.56	0.00	0.00	127,500
Interest	9/2/20	11/2/20	Federal Agencies	FARMER MAC	3132X0KR1	25,000,000	0.36	0.36	0.00	0.00	7,656
Interest	9/3/20	12/3/20	Negotiable CDs	ROYAL BANK OF CANADA NY	78012URS6	35,000,000	0.45	0.45	0.00	0.00	39,993
Interest	9/3/20	3/3/25	Federal Agencies	FEDERAL FARM CREDIT BANK	3133ELQY3	16,000,000	1.21	1.22	0.00	0.00	96,800
Interest	9/3/20	3/3/25	Federal Agencies	FEDERAL FARM CREDIT BANK	3133ELQY3	24,000,000	1.21	1.24	0.00	0.00	145,200
Interest	9/7/20	12/7/20	Public Time Deposits	BANK OF SAN FRANCISCO	PPE505CM0	5,000,000	0.18	0.18	0.00	0.00	2,514
Interest	9/9/20	10/9/20	Negotiable CDs	BANK OF NOVA SCOTIA HOUS	06417MDE2	50,000,000	0.49	0.49	0.00	0.00	20,224
Interest	9/9/20	10/9/20	Negotiable CDs	TORONTO DOMINION BANK NY	89114N6E0	50,000,000	0.49	0.49	0.00	0.00	20,224
Interest	9/9/20	12/9/20	Negotiable CDs	WESTPAC BANKING CORP NY	96130AEP9	50,000,000	0.46	0.46	0.00	0.00	59,146
Interest	9/11/20	3/11/21	Federal Agencies	FEDERAL FARM CREDIT BANK	3133EKCS3	50,000,000	2.55	2.58	0.00	0.00	637,500
Interest	9/11/20	3/11/21	Federal Agencies	FEDERAL FARM CREDIT BANK	3133EKCS3	50,000,000	2.55	2.58	0.00	0.00	637,500
Interest	9/11/20	3/11/22	Federal Agencies	FEDERAL HOME LOAN BANK	313378WG2	17,780,000	2.50	2.36	0.00	0.00	222,250
Interest	9/11/20	3/11/22	Federal Agencies	FEDERAL HOME LOAN BANK	313378WG2	40,000,000	2.50	2.36	0.00	0.00	500,000
Interest	9/14/20	3/14/22	Federal Agencies	FEDERAL FARM CREDIT BANK	3133EKDC7	26,145,000	2.47	2.36	0.00	0.00	322,891
Interest	9/14/20	3/14/22	Federal Agencies	FEDERAL FARM CREDIT BANK	3133EKDC7	45,500,000	2.47	2.36	0.00	0.00	561,925
Interest	9/15/20	3/15/21	Negotiable CDs	ROYAL BANK OF CANADA NY	78012UTJ4	100,000,000	0.91	0.91	0.00	0.00	73,457
Interest	9/15/20	3/15/21	U.S. Treasuries	US TREASURY	9128284B3	50,000,000	2.38	1.64	0.00	0.00	593,750
Interest	9/15/20	3/15/21	U.S. Treasuries	US TREASURY	9128284B3	50,000,000	2.38	1.66	0.00	0.00	593,750
Interest	9/20/20	10/20/20	Federal Agencies	FEDERAL FARM CREDIT BANK	3133EKR57	112,500,000	0.20	0.46	0.00	0.00	19,181
Interest	9/20/20	9/20/22	Federal Agencies	FEDERAL FARM CREDIT BANK	3133EHZP1	25,000,000	1.85	0.69	0.00	0.00	231,250
Interest	9/21/20	12/21/20	Federal Agencies	FEDERAL FARM CREDIT BANK	3133EGX75	50,000,000	0.36	0.36	0.00	0.00	15,538
Interest	9/24/20	12/24/20	Federal Agencies	FEDERAL FARM CREDIT BANK	3133EFTX5	100,000,000	0.51	0.51	0.00	0.00	44,197
Interest	9/25/20	3/25/21	Federal Agencies	FEDERAL FARM CREDIT BANK	3133EKR99	90,000,000	0.29	0.32	0.00	0.00	22,098
Interest	9/25/20	3/25/22	Federal Agencies	FEDERAL FARM CREDIT BANK	3133ELUQ5	25,000,000	0.70	0.70	0.00	0.00	87,500
Interest	9/25/20	3/25/22	Federal Agencies	FEDERAL FARM CREDIT BANK	3133ELUQ5	25,000,000	0.70	0.71	0.00	0.00	87,500
Interest	9/25/20	3/25/22	Federal Agencies	FEDERAL FARM CREDIT BANK	3133ELUQ5	25,000,000	0.70	0.71	0.00	0.00	87,500
Interest	9/25/20	3/25/22	Federal Agencies	FEDERAL FARM CREDIT BANK	3133ELUQ5	25,000,000	0.70	0.73	0.00	0.00	87,500
Interest	9/28/20	10/26/20	Negotiable CDs	BANK OF MONTREAL CHICAGO	06370R6W4	50,000,000	0.43	0.43	0.00	0.00	19,903
Interest	9/28/20	10/28/20	Negotiable CDs	WESTPAC BANKING CORP NY	96130ADY1	50,000,000	0.44	0.44	0.00	0.00	18,789
Interest	9/29/20	3/29/21	Federal Agencies	FARMER MAC	3132X0Q53	6,350,000	2.60	2.64	0.00	0.00	82,550
Interest	9/29/20	3/29/21	Federal Agencies	FARMER MAC	3132X0Q53	20,450,000	2.60	2.64	0.00	0.00	265,850
Interest	9/30/20	10/1/20	Money Market Funds	DREYFUS GOVERN CASH MGMT	262006208	10,603,343	0.03	0.03	0.00	0.00	293
Interest	9/30/20	10/1/20	Money Market Funds	FEDERATED GOVERNMENT OBL	608919718	851,019,123	0.05	0.05	0.00	0.00	40,979

Investment Transactions
Pooled Fund

Transaction	Settle Date	Maturity	Type of Investment	Issuer Name	CUSIP	Par Value	Coupon	YTM	Price	Interest	Transaction
Interest	9/30/20	10/1/20	Money Market Funds	BLACKROCK LIQ INST GOV F	09248U718	10,544,422	0.06	0.06	0.00	0.00	500
Interest	9/30/20	10/1/20	Money Market Funds	FIDELITY INST GOV FUND	31607A703	363,314,299	0.04	0.04	0.00	0.00	11,144
Interest	9/30/20	10/1/20	Money Market Funds	MORGAN STANLEY INST GOVT	61747C707	11,384,403	0.02	0.02	0.00	0.00	187
Interest	9/30/20	3/31/21	U.S. Treasuries	US TREASURY	912828C57	50,000,000	2.25	2.39	0.00	0.00	562,500
Interest	9/30/20	9/30/21	U.S. Treasuries	US TREASURY	912828T34	50,000,000	1.13	1.69	0.00	0.00	281,250
Interest	9/30/20	3/30/23	Federal Agencies	FREDDIE MAC	3134GVHA9	25,000,000	1.00	1.00	0.00	0.00	125,000
Interest	9/30/20	3/30/23	Federal Agencies	FREDDIE MAC	3134GVHA9	25,000,000	1.00	1.00	0.00	0.00	125,000
Interest	9/30/20	3/30/23	Federal Agencies	FREDDIE MAC	3134GVHA9	25,000,000	1.00	1.00	0.00	0.00	125,000
Interest	9/30/20	3/30/23	Federal Agencies	FREDDIE MAC	3134GVHA9	25,000,000	1.00	1.00	0.00	0.00	125,000
Subtotals						**$2,855,590,590**	**0.63**	**0.62**	**$ -**	**$ -**	**$ 7,176,514**

Grand Totals	**58**	**Purchases**
	(16)	**Sales**
	(41)	**Maturities / Calls**
	1	**Change in number of positions**

From:	Board of Supervisors, (BOS)
To:	BOS-Supervisors
Subject:	FW: Quarterly Report for File 180547
Date:	Thursday, October 8, 2020 3:38:00 PM
Attachments:	Q3 CY20 100% Affordable Hsg - MOHCD-FINAL.pdf MOHCD Affordable Housing-Q3CY20-FINAL.pdf

From: Chan, Amy (MYR) <amy.chan@sfgov.org>
Sent: Wednesday, October 7, 2020 10:38 AM
To: Mchugh, Eileen (BOS) <eileen.e.mchugh@sfgov.org>; Somera, Alisa (BOS) <alisa.somera@sfgov.org>
Cc: Kittler, Sophia (MYR) <sophia.kittler@sfgov.org>; Beinart, Amy (BOS) <amy.beinart@sfgov.org>; Low, Jen (BOS) <jen.low@sfgov.org>
Subject: Re: Quarterly Report for File 180547

Hi,

Please distribute the attached quarterly report covering the period from July through September 2020 as required by File 180547.

Thanks,

Amy

Amy Chan

Director of Policy and Legislative Affairs

Mayor's Office of Housing and Community Development
1 South Van Ness, 5th Floor
San Francisco, CA 94103

wfh: 415.326.3978 fax: 415.701.5501
amy.chan@sfgov.org

Mayor's Office of Housing and Community Development
City and County of San Francisco

London N. Breed
Mayor

Eric D. Shaw
Director

September 30, 2020

To: Mayor London Breed; Board of Supervisors
From: Eric Shaw, Director
CC: Clerk of the Board of Supervisors

Re: Q3 CY20 Reporting on Prioritization of 100% Affordable Housing Projects (File #180547)

Enclosed please find the quarterly report on MOHCD's 100% Affordable Housing Projects, as required by City Ordinance and as part of OEWD's Executive Directive 17-02, covering Q3 CY-20, the period from July 1 to September 30, 2020. Progress has continued in the entitlement, permitting and construction of a number of key affordable housing developments. **At this time, approximately 1,206 100% affordable multifamily rental units are under construction under MOHCD sponsorship, with another 2,051 units in active predevelopment (pre-entitlement or permitting) and 157 are leasing up as they near completion. This represents 3,414 units in active new affordable housing production at this time.**

We continue to face new challenges posed by the COVID-19 pandemic, which in this current Quarter has been exacerbated further by the effects of the California wildfires. COVID in particular has impacted all projects whether under construction or in permitting. The full scope of these impacts remains unresolved, but collaborative efforts of the contracting community and City departments have resulted in tangible mitigation of these impacts while also maintaining safety in accordance with the San Francisco Department of Public Health COVID-19 Health Order, as amended. For projects anticipating starting construction in the coming months, we are also seeing some areas of market adjustments in pricing for both hard costs of construction and project debt and equity, the full outcome of which is yet to be realized. Other challenges continue also in municipal power application, design and delivery.

Some key milestones and achievements made this quarter (April to June 2020) include:

- **1950 Mission –** This property received its Temporary Certificate of Occupancy
- **1064 Mission -** The City's first ever remote ground breaking ceremony was held Thursday September 24, to celebrate the commencement of work on 256 permanent supportive housing units with a 30,000SF City Health Clinic and a 5,500SF CHEFS ("Conquering Homelessness Through Employment in Food Services") space.
- **78 Haight Street** – Comprising 63 units including for TAY ("Transitioning Aged Youth") and an on-site Childcare center received its Site Permit approval.

- **180 Jones -** A 72 unit development received its' Site Permit approval at a critical juncture to secure competitive financing.
- **730 Stanyan -** Located at the corner of Haight and Stanyan at Golden Gate Park, the project has begun concept design and community engagement in earnest with an anticipated start of construction in September 2021 on affordable homes for families and TAY.
- **165 Grove (The Kelsey Civic Center) -** Located across the street from City Hall, the Kelsey Civic Center project seeks to meet accessible, service-linked, community-based housing needs of people with intellectual, developmental, and other disabilities. Conceptual design has begun with anticipated start of construction in fiscal year 22-23.
- **Laguna Honda Hospital Senior Housing -** Located on the Laguna Honda Hospital campus, the newly constructed building will include affordable housing for seniors and a childcare center. Concept design work recently began, with construction anticipated to begin in fiscal year 22-23.

Overall, MOHCD is pleased to report that despite the unprecedented events of this current time, affordable housing production, at all stages of development, continues to move forward with the collaboration and commitment of our staff, City and private partners.

MOHCD Affordable Housing Quarterly Report

Q3 CY20

July 1, 2020 - September 30, 2020

HOUSING DELIVERY REPORT - 100% Affordable, New Construction (non-DA)

Project Name	Street Number	Street Name	Number of Units	Supv. District	Housing Tenure (type)	Status	Start (Est. or Actual)	Complete (Est. or Actual)	Issuance of Temporary Certificate of Occupancy (TCO)	Milestones / Deliverables This Quarter	Risks, Challenges and Major Activity	Milestones / Deliverables for Next Quarter
1990 Folsom	1990	Folsom	143	9	Rental		3/4/19	3/2/21	1/22/21	1). Submission of Early Childcare TI Permit 2). Submission ADD 4 (FA) and 2-Way Comm (SFFD) 3). Submission of ERRCs permit 4). Perm power connection	1). Perm Power connection challenges with availability of equipment and inspections (PGE / PUC) 2). Water connections delayed and lack of response (PUC) 3). Inspections - (MOD, DBI and SFFD) 4). COVID Impacts to schedule	1). Approval of ERRCS (SFFD) 2). Approval of Childcare TI Permit and Start TI 3).Approval of ADD 3 (Fire Sprinkler) (SFFD) 4). Approval of ADD 4, 5 6, 7, 8 (Fire Alarm, ERRCS, Solar Hot, Ext. Bldg Maint, Low Volt) 5). Aproval of ADD 9 Steel Stair (DBI, SFFD)
735 Davis Senior	735	Davis	52	3	Rental	CONSTRUCTION	6/17/19	12/23/20	11/23/20	1). ADD 10 Solar Hot water Permit Approval 2). ADD 6 and ADD 7 (Fire Sprinkler & Fire Alarm) approvals 3). ADD 8 (ERRCS) approval 3). ADD 8 (Steel Stairs) approval 4). TCO 5). Leasing up	1). Final Inspections (DBI, SFFD, MOD, DPW) 2). Delays due to COVID (inspections, materials, productivity)	1). COMPLETION 2). ADD 11 (Evac Signage) approval 3). Lease-up and move-in
88 Broadway Family	88	Broadway	125	3	Rental	CONSTRUCTION	6/17/19	3/24/2021 (no new estimated date)	3/24/21	1). ADD 5 (Stormwater) Approved 2). ADD 8 (ERRCS) Approved 3). ADD 12 (Solar) approved awaiting CPB 4). Utility installation completed 5). Topping out 6). Leasing and Marketing Kick-Off 7). Tower Crane dismantle	1).Final design approval PUC / PGE (pending) 3). Inspection of Streetlights and risk of changes (PUC) 4). Perm energization delays due to lack of PGE or PUC field crew (COVID or other impact)	1). ADD 6, 7 (Sprinkler, Fire Alarm) Complete and Approve (SFFD)
490 South Van Ness	490	South Van Ness	81	9	Rental	CONSTRUCTION	8/1/18	10/15/20	-	1). Commence lease-up 2). SIP 151E-0393 complete 3). Tower crane removal	1). Final Inspections (DBI, SFFD, MOD, DPW) 2). Delays due to COVID (State Elev. Inspector delayed TCO)	1).TCO (Temporary Certificate of Occupancy) receipt 2). FINAL inspections for completion 3). Finish lease-up and move-in
2060 Folsom	2060	Folsom	127	9	Rental	CONSTRUCTION	1/2/19	2/2/21	-	1). PUC water connection 2). Ongoing Review-Child Care Tenant Improvement Permit (201912179725) submitted 1/21/20 - (SFFD, DPW-BSM, SFPUC remaining) 3). Submitted - Revision Permit to convert 16 Adaptable units to 16 Mobility units 4). Approval Perm Stormwater Control Plan (SCP) 8/14/20	1). Approval of ADD 3, 4 & 5 (Fire Sprinkler, Fire Alarm, Steel Stairs) required. (SFFD, MOD, Construction proceeding at-risk 2). COVID schedule and budget impacts. 3). Wildfire smoke impacts (1 day lost)	1). Perm Power connection and Energization (PUC / PGE) 2). TCO (possible w/ schedue pickup)
1950 Mission	1950	Mission	157	9	Rental	CONSTRUCTION	12/7/18	10/1/20	RECEIVED 9/11/20	1). TCO (Temporary Certificate of Occupancy) 2). Commence Lease up	1). Final Inspections (DBI, SFFD, MOD, DPW) 2). stages of construction impacted by COVID-19 (State Elevator Inspection, Health of Workers, Productivity, Distancing Protocols)	1). Solar Permit Approval (DBI) 2). Project Completion 3). Finalizing Color Curb Application (DPW DAC) 4). Lease-up

1064-68 Mission	1064-68	Mission	254	6	Rental	CONSTRUCTION	2/6/20	12/1/22	-	1). Excavation, concrete mat pours started 2). ADD 4 & 5 (Fire Alarm, Fire Protection) REVIEW (SFFD) 3). Tenant Improvement Permit for Clinic & CHEF Review Commenced (DBI, SFFD, DPH) 4). ADD 7 (solar thermal) REVIEW commenced 5). ADD 8 BME (building maintenance system) submitted and under REVIEW	1). STP approvals for Concrete and Modular delivery / staging (MTA) to include approved night-set of modular 2). Schedule delays due to COVID 3). Schedule delays due to FBH manufacturer schedule & Covid 4). Schedule delays due to wildfire smoke	1). Temp power energization (PGE) 2). Approve TI Permits Clinic and CHEF 3). Foundation and First Level concrete pour
500 Turk Street / 555 Larkin	500	Turk	108	6	Rental	CONSTRUCTION	2/10/20	12/22/21	-	1). Tower Crane Approval 2). ADD 5 (ERRCS) submission for review	1). DPW approval of UCD encroachment for release/approval of ADD 2 - (Arch, MEP) 2) Tower crane approval and errection critical	1). ADD 3, 4, 5 (Sprinkler, Fire Alarm, ERRCS) Submit and approve (SFFD) 2). Pour foundation 3). Errect Tower crane
Sunnydale - Block 6 and Infrastructure Phase IA-1 - 1A-2	242	Hahn	167	10	Rental	CONSTRUCTION	**OEWD providing progress reporting**					
Sunnydale - Block 3	SE Corner	Sunnydale and Hahn	168	10	Rental	Permitting	**OEWD providing progress reporting**					
Potrero Block B			157	9	Rental	Permitting	**OEWD providing progress reporting**					
Hunters View Blocks 14 & 17	1151	Fairfax	118	10	Rental	Permitting	**OEWD providing progress reporting**					
78 Haight - Central Freeway Parcel U	72-78	Haight Street	63	5	Rental	Permitting	12/1/20	9/1/22	-	1). APPROVED - Site Permit (7/21/20) 2). ADD 1 - (Structural)Submitted 9/12/20 3). SFFD approval of AB005 4). Pre-App meetings complete (MOD)	1). PGE / PUC Agreement on connection desgin (low-side metering). And Temp Power service	1). Submission ADD 2 (Arch MEP Landscape) 2). Bidding early vertical contract work 3). Approval of elec. Design / connection 4). Approval of Water service
4840 Mission	4840	Mission	137	11	Rental	Permitting	11/1/20	7/1/21	-	1). ADD 1 (foundation) submitted 2). Demo permit submitted 3). ADD 2 (superstructure) submitted	1). DPW approval of UCD encroachment 2). EPR Addenda processing & Tracking progress 3). Groundbreaking challenges with COVID 4). PGE / PUC Agreement on connection desgin (low-side metering). And Temp Power service	1). ADD 1 (Foundation) approval 2). ADD 2 (superstructure, MEP and Landscape) approval 3). Demo Permit Approval 4). Groundbreaking
Francis Scott Key Educator	1351	42nd Avenue	130	4	Rental	Permitting	3/1/21	9/1/22	-	1). Site Permit re-submission for final approval (plans resubmitted EPR week of 9/2/20) 2). Application submission for Airspace Subdivision mapping 8/10/20, deemed complete 8/18/20. 3). Prelim Stormwater Control Plan submitted 8/20/20 4). Street Tree Removal Permit application 8/20/20	1). PGE / PUC Agreement on connection desgin (low-side metering). And Temp Power service 2). Resolution of Water pressure connection and fire service - SFFD Fire Hydrant AMMR submitted 9/20	1). Site Permit Approval 2). Submission ADD 1 and ADD 2 (Foundation Superstructure, Arch MEP) 3). Approval of elec. Design / connection 4). Approval of Fire Water service

Treasure Island C3.2 - Maceo May	401	Avenue of the Palms	104	6	Rental	CONSTRUCTION	3/12/20	11/1/21	-	1). Ongoing grading and site work 2). FBH module prototype Inspections 3). ADD 3 - Fire Alarm and 2 Way Comm - Approved	1). Timing of delivery of Treasure Island infrastructure (Fire water, Elec. Temp and Perm, storm sewer)	1). ADD 1 - Site Built Structure, Civil, Landscape Arch MEP Complete Approvals (SFFD, DBI MECH, DPW-BSM) 2). ADD 2 - Sprinkler System - Complete Approvals (SFFD) 3). ADD 4, 5 (Steel Stair and Photovoltaic) Submitted for review and approval
Treasure Island C3.1		7 Seas at 6th Street	135	6	Rental	Permitting	3/1/21	8/1/23	-	1). Submission of Site Permit	-	-
Balboa Park - Upper Yard and BART Plaza	2340	San Jose Avenue	130	11	Rental	Permitting	3/1/21	1/1/23	-	1). Applicant Response to Comments on ADD 1 & 2 2). ADD 1, 2 (foundation, super, Arch. Landscape MEP) Approval 3). Safe Parking Site Interim Use	1). PGE / PUC Agreement on connection desgin (low-side metering). And Temp Power service 2). Ongoing coordination with BART re: Plaza (City Attny. DPW, DAC, PUC Stormwater) 3). Coordination with SFMTA for logistics STP	1). ADD 1 (Foundation, Super, Soils, Nonstructural light gauge steel) submitted 1/30/20 (DBI, SFFD, MOD, DPW, PUC), issuance by 11/30/20 required to remain on schedule. 2). Submission ADD 3, 4 & 5 (steel stairs, fire sprinkler, fire alarm and two-way communication) 3). Resoution of BART Plaza and all SIP outstanding issues
681 Florida	681	Florida	130	9	Rental	Permitting	11/1/20	6/1/22	-	1). ADD 1 & 2 Ready to pick-up 2). Succesful cost containment process 3). Temp Shoring Complete install and testing	1). Coordination of STP approvals required for October Construction start (MTA)	1). Commence Construction 2). ADD 3 (Fire Sprinkler) approval 3). ADD 4, 5 Submission for review (Fire Alarm, Elevator & Two-way comm)
3001 24th Street	3001	24th Street	45	9	Rental	Permitting	1/6/20	1/6/22	-	1). New fire service install approved 2). ERRCS (Emergency Responder Radio Coverage System) Application submitted 9/3/20 (SFFD)	1). PUC connection of new fire service	1). Approval of ADD 6, 7 & 8 (Fire Alarm, Metal Stairs, Solar Hot Water). 2). Approval of ERRCS (SFFD)
266 4th Street	266	4th	70	6	Rental	Permitting	1/1/22	10/1/23	-	1). Issued Bid for Vertical Construction scope	1). PGE / PUC Agreement on connection desgin (low-side metering). And Temp Power service 2). Coordination with MUNI Subway infrastructure and foundation	1). Submit ADD 1 and 2 for review and approval
921 Howard Street	921	Howard	203	6	Rental	Permitting	11/1/20	6/1/22	-	1). Conditional Approval of Tentative Map 10338 by DPW (DBI cond. Approval 3/16/20)	1). Expedited review of Site Permit required to meet deadline for construction start by 4/21 for financing 2). EPR updates on PTS and continued processing 3). Mapping (lot merger, subdivision and demolition of existing buildings) sought by the end of 2020	1). ADD 1 and 2 Commence and expedite for early 2021 Construction start 2). Map approval (merger and subdivision) 3). Approval of Demo permit(s)
730 Stanyan	730	Stanyan	120	5	Rental	Permitting	-	-	-	1). Opening of Safe Sleeping Space 2). Engagement of Development Team (TNDC/CCDC) 3). Architect Procurement 4). Community Presentation - Concept Design 5). GC Procurement	1). Entitlement path forward, waivers (Planning)	1). Site Permit Submission

180 Jones	180	Jones Street	72	6	Rental	Permitting	9/1/21	5/1/23	-	1). Site Permit APPROVED (critical deadline) 9/15/20 2). Commence ADD 1 review 3). Opening of Safe Sleeping Space Interim Use	1). DPW Director approval of UCD encroachment 2). EPR Tracking and process 3). PGE / PUC Agreement on connection desgin (low-side metering). And Temp Power service	1). Submission ADD 1 and ADD 2 (Foundation Superstructure, Arch MEP)
4200 Geary Street	4200	Geary	98	1	Rental	Pre-Entitlement	6/1/21`	12/1/22	-	1). Engaged Developer 2). Commence Concept Design	-	-
600 7th (801 Brannan)	600	7th St	200	6	Rental	Pre-Entitlement	2/21/22	9/21/23	-	1). Opening of COVID Testing Site Interim use	-	-
The Kelsey	155-165	Grove	120	6	Rental	Pre-Entitlement				1). Project pre-entitlement kick-off		1).Pre-Application meetings with departments 2). Site Permit application

From:	Board of Supervisors, (BOS)
To:	BOS-Supervisors
Subject:	FW: The Department of Elections Opens the Outdoor Voting Center on Monday, October 5
Date:	Friday, October 2, 2020 9:03:00 AM

From: SFVote, (REG) <sfvote@sfgov.org>
Sent: Friday, October 2, 2020 8:38 AM
Subject: The Department of Elections Opens the Outdoor Voting Center on Monday, October 5

Department of Elections
City and County of San Francisco
John Arntz, Director

For Immediate Release
SAN FRANCISCO, Friday, October 2, 2020 – Voting in the November 3, 2020, Consolidated General Election begins on Monday, October 5.

For the November 3 election, the Department of Elections has relocated the City Hall Voting Center to an outdoor area in front of Bill Graham Civic Auditorium on 99 Grove Street, between Polk and Larkin streets.

The Voting Center will be open every weekday, 8 a.m.-5 p.m., from October 5 and through November 2 (except October 12), the two weekends prior to Election Day, 10 am.-4 p.m., and November 3 (Election Day), 7a.m.-8 p.m.

"With early voting opportunities available 29 days before Election Day, the Department of Elections encourages San Franciscans to vote as early as possible," said Director John Arntz. "If you vote early in person or by mail, you will avoid possible wait times and crowded public spaces, and your ballot will be reviewed and counted well before Election Day. To make voting experience faster and safer, voters can use a new tool on the Department's website at sfelections.org/myvotinglocation to check wait times at the Voting Center as they are planning their trip."

The Voting Center will serve all City residents—including non-citizens eligible to vote in the Board of Education contest—who want to vote in person, drop off their vote-by-mail ballots, or, after the October 19 registration deadline, to register and vote provisionally.

The Voting Center will offer bilingual ballots in English and either Chinese, Spanish, or Filipino, as well as language assistance on request. Facsimile (reference) ballots will be available in Burmese, Japanese, Korean, Thai, and Vietnamese.

The Voting Center will also offer accessible voting tools such as page magnifiers, pen grips, and seated voting, as well as accessible ballot-marking devices with touchscreen/audio format and personal assistive device compatibility. Any voter may request to vote "curbside" at the Voting Center by calling (415) 554-4375 or by asking a companion to enter the Voting Center to request delivery of voting materials to the voter.

In compliance with current guidance from public health officials, the Voting Center has been set up to maintain 6 foot distances between voters in line, computer workstations, voting booths, and ballot return boxes. The Department will offer hand sanitizer, gloves, and facemasks to all voters and has posted notices asking voters and observers to observe health guidelines, including those regarding facial coverings, hand hygiene, and social distancing rules. The Department has also implemented new sanitation and disinfection protocols for voting supplies, equipment, and high-touch surfaces in the Voting Center.

Anyone with questions about registration or voting is encouraged to call the Department of Elections at (415) 554-4375 or write to sfvote@sfgov.org.

###

Department of Elections
City and County of San Francisco
1 Dr. Carlton B. Goodlett Place
City Hall, Room 48
San Francisco, CA 94102
(415) 554-4375
sfelections.org



Follow the San Francisco Department of Elections on Facebook and Twitter!

Your feedback is important to us! Please take our Customer Service Survey

From:	Board of Supervisors, (BOS)
To:	BOS-Supervisors
Subject:	FW: The Department of Elections Mails Vote-by-Mail Ballots for the November 3 Election to San Francisco Voters
Date:	Monday, October 5, 2020 9:30:00 AM

From: SFVote, (REG) <sfvote@sfgov.org>
Sent: Friday, October 2, 2020 1:53 PM
Subject: The Department of Elections Mails Vote-by-Mail Ballots for the November 3 Election to San Francisco Voters

Department of Elections
City and County of San Francisco
John Arntz, Director

For Immediate Release
SAN FRANCISCO, Friday, October 2, 2020–The Department of Elections will send vote-by-mail ballot packets for the November 3 election to all registered San Francisco voters. Voters will begin receiving their ballots in the mail the week of October 5.

Each ballot packet will include a voter's ballot, a prepaid, first class postage return envelope, an insert with voting instructions, and an "I Voted" sticker. To vote by mail, voters can simply fill in the ovals besides the candidates and measures on the ballot, place their ballot cards in the postage-paid return envelope, sign the envelope, and return the ballot to the Department of Elections.

"The vast majority of voters will not need to take any action to receive a ballot in the November 3 election and any registered voter may vote using a vote-by-mail ballot instead of going to the polls on Election Day," said Director John Arntz. "To provide answers to frequently asked questions about voting by mail and help voters safely participate in the November 3 election, the Department added a new page on its website that can be accessed at sfelections.org/votebymail."

Voters have multiple safe, secure, and reliable options for returning their ballots.

By Mail: No stamp is required to return the ballot through the United States Postal Service (USPS). Ballots that are returned by mail must be postmarked before or on Election Day, November 3. To search for convenient locations of USPS boxes and pickup times, voters can go to usps.com/locator.

In Person: Voters can return their ballots at the outdoor Voting Center open on October 5 in front of Bill Graham Civic Auditorium on 99 Grove Street or one of these ballot drop-off sites open starting October 31:

- Linda Brooks-Burton Library, 5075 3rd St
- Chase Center, 1655 3rd St
- Excelsior Branch Library, 4400 Mission St
- Portsmouth Square, Clay St and Kearny St

On Election Day, voters may return their ballots to any of the 588 drop-off stations set up at polling places across the City. Ballots that are personally returned must be delivered no later than the close of polls at 8:00 p.m. on Election Day, November 3.
Voters can track their ballots from assembly up through delivery, verification, and counting at

sfelections.org/voterportal.
Voters can also sign up to receive automatic notifications on the status or their ballots via email, text, or voice call at wheresmyballot.sos.ca.gov.
Anyone with questions about registration or voting is encouraged to call the Department of Elections at (415) 554-4375 or write to sfvote@sfgov.org.

###

Department of Elections
City and County of San Francisco
1 Dr. Carlton B. Goodlett Place
City Hall, Room 48
San Francisco, CA 94102
(415) 554-4375
sfelections.org



Follow the San Francisco Department of Elections on Facebook and Twitter!

Your feedback is important to us! Please take our Customer Service Survey

From:	SFVote, (REG)
Subject:	The Department of Elections Has Begun Processing Returned Vote-By-Mail Ballots for the November 3 Election
Date:	Tuesday, October 13, 2020 9:10:18 AM

Department of Elections
City and County of San Francisco
John Arntz, Director

For Immediate Release
SAN FRANCISCO, Tuesday, October 13, 2020 – The Department of Elections has begun processing returned vote-by-mail ballots for the November 3, 2020, Consolidated General Election.

This processing includes conducting the comparison of the signatures on return envelopes to the signature images from the voters' registration records, opening accepted vote-by-mail ballot return envelopes, removing ballots, and scanning ballots in preparation for tabulation. The recent passage of Assembly Bill 860 permits the Department to begin processing vote-by-mail ballots 29 days before Election Day but under no circumstances may a vote count be accessed or released until 8 p.m. on Election Night.

"We encourage voters to safely participate in this election and return their mail-in ballots early," said Director John Arntz. "Mark your ballot, sign and seal the envelope, and return your ballot by mail or to one of the outdoor drop-off stations set up near the Voting Center at 99 Grove St. The sooner we receive your ballot, the sooner we can start processing it and your votes will be included in the first preliminary election results released when the polls close at 8 p.m. on November 3."

Ballot processing is open to public observation. While elections processes may be observed in person at the Department's main office in Room 48 of City Hall, the Pier 31 warehouse, and the Bill Graham Civic Auditorium (this site hosts some ballot processing activities that in previous elections were conducted in City Hall), the Department encourages observers to view election activities via live stream on sfelections.org/observe.

The United States Postal Service (USPS) delivers ballots returned by voters to the Department of Elections on a daily basis. To date, the USPS delivered nearly 62,000 ballots to the Department.

Voters who wish to follow the status of their vote can track their ballots through the process at sfelections.org/voterportal or by signing up for ballot notifications at wheresmyballot.sos.ca.gov.

Those who are registered to vote and have not yet received their ballots, are urged to contact the Department of Elections at (415) 554-4375 or go to sfelections.org/voterportal to check/update their registration information.

For more information, visit sfelections.org or contact the Department of Elections at (415) 554-4375.

###

Department of Elections
City and County of San Francisco
1 Dr. Carlton B. Goodlett Place
City Hall, Room 48

San Francisco, CA 94102
(415) 554-4375
sfelections.org



Follow the San Francisco Department of Elections on Facebook and Twitter!

Your feedback is important to us! Please take our Customer Service Survey

From:	Board of Supervisors, (BOS)
To:	BOS-Supervisors
Subject:	FW: The Outdoor Voting Center and Ballot Drop-Off Stations Will Be Open Every Day through Election Day, November 3
Date:	Wednesday, October 14, 2020 1:42:00 PM

From: SFVote, (REG) <sfvote@sfgov.org>
Sent: Wednesday, October 14, 2020 1:06 PM
Subject: The Outdoor Voting Center and Ballot Drop-Off Stations Will Be Open Every Day through Election Day, November 3

Department of Elections
City and County of San Francisco
John Arntz, Director

For Immediate Release
SAN FRANCISCO, Wednesday, October 14, 2020 – As a convenience to voters, the Department of Elections will extend voting and ballot drop-off hours at the Voting Center, adding weekend hours on October 17-18. The Department will also open additional 11 ballot drop-off stations in the City starting October 31.

The outdoor Voting Center located at 99 Grove Street will be open every day through Election Day, Tuesday, November 3 as follows:

- Monday-Friday through November 2, from 8 a.m. to 5 p.m.
- Saturday and Sunday, October 17–18, October 24–25, and October 31–November 1, from 10 a.m. to 4 p.m.
- Election Day, Tuesday, November 3, from 7 a.m. to 8 p.m.

“Early voting offers San Franciscans a convenient opportunity to vote in person, drop off a voted ballot, get a replacement ballot, or get voting assistance in multiple languages,” said Director John Arntz. “There are several ballot drop-off stations set up outside the Voting Center allowing for easy and convenient access for pedestrians, drivers, and bicyclists. Starting October 31, the Department will open 11 additional drop-off stations in the City, one in each Supervisorial District. In Supervisorial Districts 1-2, 4-5, and 7-11, the drop-off stations will be located outside public library branches, in District 3 at the Portsmouth Square, and in District 6 at the Chase Center.”

A list of official San Francisco ballot drop-off stations can be found at sfelections.org/ballotdropofflocations.

Official San Francisco ballot drop-off stations are clearly recognizable, staffed by Department of Elections personnel wearing red vests, and importantly, ensure security of ballots returned by voters. At drop-off stations, voters deposit their voted ballots into sealed red ballot boxes that bear the official seal of the City and County of San Francisco and are monitored by Elections personnel. Each voting day, all red ballot boxes containing voted ballots are transported by the San Francisco City and County Deputy Sheriffs to the Department of Elections. The Department of Elections maintains a complete chain of custody record for ballots returned by voters to drop-off stations, creating a chronological record of the

collection, custody, transfer, and disposition of these ballots.

For more information about the November 3 election, voters are encouraged to contact the Department of Elections by writing to sfvote@sfgov.org or calling (415) 554-4375. Department personnel will be available to answer election-related questions every day through Election Day during voting hours, with staff available to provide assistance in many languages, including American Sign Language.

###

Department of Elections
City and County of San Francisco
1 Dr. Carlton B. Goodlett Place
City Hall, Room 48
San Francisco, CA 94102
(415) 554-4375
sfelections.org



Follow the San Francisco Department of Elections on Facebook and Twitter!

Your feedback is important to us! Please take our Customer Service Survey

From:	Chu, Carmen (ASR)
To:	Yee, Norman (BOS); Fewer, Sandra (BOS); Stefani, Catherine (BOS); Peskin, Aaron (BOS); Mar, Gordon (BOS); Preston, Dean (BOS); Haney, Matt (BOS); Mandelman, Rafael (BOS); Calvillo, Angela (BOS); Ronen, Hillary; Walton, Shamann (BOS); Safai, Ahsha (BOS); Calvillo, Angela (BOS)
Cc:	Whitehouse, Melissa (ADM); Green, Heather (ADM); Lung, Holly (ASR); Po, Vivian (ASR); rudy@sflaborcouncil.org; Rodney Fong; Cisneros, Jose (TTX); Mieler, Danielle (ADM); Higbee, Melissa (ADM); Iwata, Sami (HRC); Garcia, Mai-Ling (ADM); Pereira Tully, Marisa (CON); Johnson, Jillian (ADM); Conrad, Theodore (ECN); Rubenstein, Beth (DPW); Salinas, Julia (CON); Torrey, Andre (CPC); Weiland, Maggie (ADM); Yen, Aaron (CPC); Abad, Robin (CPC); Hillis, Rich (CPC); Torres, Joaquin (ECN); Arvanitidis, Laurel (ECN); Rosenfield, Ben (CON); Davis, Sheryl (HRC); Kelly, Naomi (ADM); Chu, Carmen (ASR)
Subject:	Economic Recovery Task Force - Final Report
Date:	Friday, October 9, 2020 11:00:05 AM

Members of the Board,

Please find a direct link to the final report brief of the Economic Recovery Task Force. I believe I speak on behalf of my fellow co-chairs when I say that it has been an honor serving in this role and we remain committed to partnering with you through our City's recovery.

In addition to the brief, we will be publishing a series of supporting documents and appendices that further detail policy recommendations and processes in the coming weeks. We will also be providing a formal briefing to the Board of Supervisors on October 27, 2020 at 3pm – Committee of the Whole.
At a high level, the Task Force released a formal report with 41 recommendations organized broadly into eight major areas:

- **Local Economic Stimulus**: explore policies and investments that encourage economic development and activity in San Francisco, such as funding public infrastructure projects, streamlining permitting processes, advocacy for state and federal resources, and more
- **Job Connections**: facilitate and improve connection to jobs and explore programs that hire local workers
- **Promote Safe Reopening**: provide clear and accessible information to businesses and workers on reopening requirements and provide tools and strategies to keep workers, customers, and residents safe
- **Preserve Operations and Lessen Regulatory Burdens**: create flexibility for businesses to operate and consider reducing or eliminating regulatory burdens
- **Pursue Economic Justice**: narrow the wealth gap and bridge the digital divide for low-income residents and communities of color
- **Invest in Housing**: incentivize the construction of affordable housing, an immediate and long term need
- **Meet the Basic Needs of the Vulnerable**: ensure San Franciscans have access to food, shelter, mental health, and other services
- **Imagine and Build Stronger Neighborhoods**: activate and draw upon San Francisco's unique neighborhood and cultural assets

The report reflects an extensive public process. We heard not only from the 100+ Task Force members but also many San Franciscans who engaged through surveys, focus groups, facilitated meetings, public hearings, or emailed us. I thank the Human Rights Commission, under the leadership of Sheryl Davis, whose staff convened the ERTF's Community Engagement and Listening team. Their efforts ensured we had a framework for conducting an equity review for each policy recommendation and ensured we heard from a diversity of San Franciscans across the City. Through this process we received more than 1,000 surveys and emails, facilitated 40 hours of interviews and conversations, held targeted engagements with SRO residents, restaurants in Chinatown (an area especially hit hard with fewer tourists and xenophobia), the arts and entertainment community, immigrant communities, disability community, Black, Latinx and Filipinx communities.

I could not be more proud of the over 60 staff members who contributed to this effort (including the amazing teams at the Assessor and Treasurer-Tax Collectors Office). Every person volunteered part time for this project, on top of their regular work duties, often through weekends and nights. I want to highlight the Office of Economic and Workforce Development (Joaquin Torres), the City Administrator's Office (Naomi Kelly), Human Rights Commission (Sheryl Davis), Planning Department (Rich Hillis), and Controller (Ben Rosenfield) for their generous guidance and support of this work. **I especially want to call out Melissa Whitehouse, Heather Green, Danielle Mieler, Melissa Higbee, Ted Conrad, Jillian Johnson, Marisa Pereira Tully, Sami Iwata, Mai-Ling Garcia, Beth Rubenstein, Julia Salinas, Dre Torrey, Aaron Yen, Robin Abad, Maggie Weiland, Laurel Arvanitidis, and Natasha Mihal for their superstar work!** Thank you ERTF staff team!

With gratitude,

Carmen Chu
San Francisco Assessor

Sign up for our newsletter to stay updated!

OCTOBER 2020

ECONOMIC RECOVERY TASK FORCE REPORT



THE CITY AND COUNTY OF SAN FRANCISCO

ONESF
Building Our Future



Table of Contents

Letter from Mayor Breed and President Yee **4**

Letter from the Co-Chairs **6**

Acknowledgments **8**

Introduction **15**

Economic Context 16

Task Force Process 23

Policy Recommendations **26**

1. Local Economic Stimulus 27

2. Job Connections 35

3. Promote Safe Reopening 40

4. Preserve Operations and Lessen Regulatory Burdens 45

5. Pursue Economic Justice 50

6. Invest in Housing 55

7. Meet the Basic Needs of the Vulnerable 59

8. Imagine and Build Stronger Neighborhoods 64

Policy Recommendations Summary Table 67

Additional Policy Ideas **70**

Looking Ahead **71**

Glossary **72**

Appendices (Appendices can be found at https://onesanfrancisco.org/covid-19-recovery)

Appendix A: Reopening Plan

Appendix B: Shared Spaces Program

Appendix C: Policy Development Process

Appendix D: Community Engagement and Listening

Appendix E: Detailed Policy Recommendations

Appendix F: City Recovery Efforts

Letter from Mayor Breed and President Yee

Back in March 2020, in close consultation with the Director of the Department of Public Health and surrounding Bay Area counties, we made the difficult decision to implement a shelter-in-place order for the City and County of San Francisco. Since that time we have had to change so much about the way we live. And yet, as we always do – San Franciscans have come together in ways that leave us in awe of the resilience and hopefulness of our fellow residents.

We formed the Economic Recovery Task Force because we wanted to bring together a group of community leaders to inform the City's response efforts and ensure open communication and information sharing both to and from the City. We wanted to tap into the diverse life experience and creativity of our residents and local leaders to inform public policy and programs that we are rolling out to address this crisis. We wanted to hear new and bold recommendations directly from the community. The people called to serve on the Economic Recovery Task Force represent an array of neighborhoods and industries from across the city, our nonprofit partners, the business community, philanthropic partners, as well as labor representatives. We also asked the Task Force to engage with the community beyond those on the Task Force to the constituencies they represent and beyond. Through a public survey and other community engagement and listening efforts we were able to hear from thousands of San Franciscans throughout this process.

What we heard was a story of struggle. Many of our residents, especially our small business owners and parents, are struggling to see a future where they can survive – how can they keep their jobs or provide educational support for their children? How can they reopen their business in spite of health concerns? To address these hard times, the Task Force has made bold recommendations large and small. We are very thankful for the many hours of time that the Task Force, members of the public, and City staff contributed to this effort. We especially thank the Task Force Co-Chairs for their leadership in guiding this process and presenting us with this excellent work product. Indeed, we have already moved forward many of the ideas coming out of the Task Force such as the Shared Spaces program to enable a significant increase in outdoor dining, business tax deferrals, increased testing capability across the City, and expanded sick leave programs. The City's recent and projected revenue losses due to COVID-19 make strategic, high-impact programmatic actions especially important now and through recovery. We look forward to continuing to implement policy proposals in the coming weeks and months as new needs arise and resources allow. We are very appreciative of the many proposals provided by our community to help us reopen the economy as much as possible while maintaining the safety of the people of our City.

Additionally, we acknowledge and appreciate that the Task Force focused on longer term policy proposals, focusing on the inequity present in our city even prior to the onset of COVID-19. The City's budget for the upcoming year includes significant increases in funding to address structural inequities impacting the City's Black community, resulting from generations of disinvestment. The recently adopted budget redirects $120 million in funds over two years, from the City's law enforcement departments, towards efforts to repair the legacy of policies that lead to racially disparate health, housing, and economic outcomes for Black residents. The Task Force focused attention on solutions for our most vulnerable community members when it comes to jobs, stable housing, and child care. They also looked at how to expand opportunities for our immigrant-owned businesses and non-

English speaking merchants to have equal access to resources in order to avoid displacement of our diverse cultural districts.

We are so proud to lead this amazing city and its inventive, resourceful, and caring residents during these difficult times. There is no denying that the future is still uncertain, but we are confident that we can navigate any challenge that comes our way when we come together and leverage the ideas and creativity of our diverse communities.

Thank you to everyone that participated in this effort and we look forward to continuing to work together in the months and years ahead as we seek to rebuild San Francisco stronger, more equitable, more resilient, and more united than ever.

Sincerely,



Mayor London N. Breed



Board of Supervisors President, **Norman Yee**

Letter from the Co-Chairs

We are honored to serve the City and County of San Francisco during these challenging and unprecedented times. First, we want to thank Mayor London Breed and Board of Supervisors President Norman Yee for their foresight in calling this group together and for their trust in us to lead this process for the City.

We are proud of the over 100 San Franciscans who served alongside us on the Economic Recovery Task Force. Charged with advancing recommendations to set San Francisco forward in recovery from the COVID-19 economic crisis, this talented and dedicated group of individuals represent a diverse coalition of leaders from the small business community, large employers, nonprofit sector, academia, labor unions, our faith and philanthropic communities, and government leaders.

Over the last few months, it is clear that we face an economic shock unlike any we have experienced before. Not only must we look to restoring good jobs, preserving businesses, and incentivizing local investment, but we must also co-manage an active global pandemic which requires us to be nimble and ready to adapt to evolving needs. It is also clear that the pandemic has highlighted the inequities within our economy, disproportionately impacting women, immigrants, people of color and low income communities. With this context, we sought to lean on science and data to guide our path towards safe reopening and we sought to put forth a plan for economic prosperity that is inclusive and equitable.

The actions and policy proposals included with this report represents the collective ideas of Task Force members. It also reflects the aspirations of the over 1,000 San Franciscans who submitted surveys and emails to the Task Force and the over 900 additional residents and community partners we reached through facilitated convenings, focus groups, targeted surveys and meetings. The result is 41 specific



policy recommendations broadly organized around creating flexibility for businesses, protecting the health and safety of our workers and residents, incentivizing investments in our long-term economy, addressing the needs of our most vulnerable, and recognizing the unique arts, cultural and neighborhood assets that set San Francisco apart. These recommendations seek to complement and serve as a foundation for recovery efforts underway within the City and amongst our public, private and philanthropic non-profit partners.

Finally, we offer our sincere and deep appreciation for the dedicated City staff who ensured this process' success. Many worked weekends and evenings on top of their regular duties because they believe in the importance of this work.

We know the road ahead is full of challenges and uncertainty. We remain hopeful and inspired by what can happen when San Francisco comes together.

Sincerely,

San Francisco Economic Recovery Task Force Committee Co-Chairs



Carmen Chu, Assessor-Recorder, City and County of San Francisco



José Cisneros, Treasurer, City and County of San Francisco



Rodney Fong, President and CEO, San Francisco Chamber of Commerce



Rudy Gonzalez, Executive Director, San Francisco Labor Council, AFL-CIO

Acknowledgments

Conveners

London N. Breed, Mayor

Norman Yee, President, Board of Supervisors

Co-Chairs

Carmen Chu, Assessor-Recorder, City and County of San Francisco

José Cisneros, Treasurer, City and County of San Francisco

Rodney Fong, President and CEO, San Francisco Chamber of Commerce

Rudy Gonzalez, Executive Director, San Francisco Labor Council, AFL-CIO

Board of Supervisors

Aaron Peskin, Supervisor, City and County of San Francisco

Dean Preston, Supervisor, City and County of San Francisco

Rafael Mandelman, Supervisor, City and County of San Francisco

External

Sherilyn Adams, Executive Director, Larkin Street Youth Services

Matthew Ajiake, President, SF African American Chamber of Commerce

Brett Andrews, Executive Director, PRC

Tiffany Apczynski, Director of Government Relations, Zendesk

Jack Bair, Executive Vice President, SF Giants

Danielle Banks, Co-Founder, Project Level

Amber Baur, United Food and Commercial Workers

Reese Benton, Owner, Posh Green Delivery

Jennifer Bielstein, Director, ACT

Cammy Blackstone, Director of Government Relations, AT&T

Fred Blackwell, Executive Director, SF Foundation

Ben Bleiman, Entertainment Commission, Bar Owner

Jarie Bolander, JSY Giving and JSY PR & Marketing

Ruby Bolaria, Chan Zuckerberg Initiative

Jane Bosio, Representative, OPEIU 29

DJ Brookter, Executive Director, Young Community Developers, Police Commission

Bivette Brackett, OCII Commissioner

Joseph Bryant, President, SEIU 1012

Kathryn Cahill, CEO, Cahill General Contractor
Kevin Carroll, Executive Director, Hotel Council
Anne Cervantes, Architect
Kitman Chan, VP, Chinese Chamber of Commerce
Albert Chow, Taraval Merchants Association
Juliana Choy, Asian American Contractors Association
Sandra Chu, Owner, The Woods
Michon Coleman, Regional Vice President, Hospital Council
Mariann Costello, Scoma's
Deborah Cullinan, Director, Yerba Buena Center for the Arts
Naomi Cytron, Regional Manager, Federal Reserve Bank of San Francisco
Joe D'Allesandro, Executive Director, SF Travel
John Doherty, IBEW Local 6
John Duggan, Jr., Original Joe's
Marisela Esparza, Director, SF Immigrant Legal/Education Network
Tyra Fennell, Film Commissioner, Director, Imprint City
Peter Finn, Secretary-Treasurer and Principal Officer, IBT 856
Father Paul Fitzgerald, President, University of San Francisco
Dianna Gonzales, Interim Chancellor, City College of San Francisco
Jim Green, Senior Vice President, Salesforce
Mike Grisso, Senior Vice President Kilroy
Roma Guy, Former Health Commissioner
Lee Hsu, Owner, West Portal Merchant
Cynthia Huie, Clement Merchants Association
Marc Intermaggio, Executive Vice President, BOMA San Francisco
Yuka Ioroi, Owner, Cassava
Michael Janis, General Manager, SF Wholesale Produce Market
Alicia John-Baptiste, CEO, SPUR
Joel Kaminsky, Owner, Good Vibrations
Armand Kilijian, President, O'Brien Mechanical
Ashley E. Klein, Partner, Kaufman, Dolowich & Voluck LLP
John Konstin, Owner, John's Grill
Sharky Laguana, Small Business Commission
Robert Link, Vice President, San Francisco Apartment Association
Regan Long, Co-Founder, Local Brewing Co.
Betty Louie, Chinatown Merchants Association
Lynn Mahoney, President, San Francisco State University
Shorty Maniace, Owner, JP Kempt

Michael Matthews, Director of Public Policy, Facebook
Larry Mazzola, Jr., Plumbers, Building and Construction Trades
Angus McCarthy, Residential Builders Association
Kevin McCracken, Co-Founder, SocialImprint
Ingrid Merriwether, President/CEO, Merriweather & Williams Insurance
Olga Miranda, Janitors Local 87
Maryo Mogannam, President, SF Council of District Merchants
Tomiquia Moss, Executive Director, All Home California
Monique Moyer, Sr. Managing Director, CBRE
Kathy Nelson, Owner, Kabuki Springs and Spa
Michael Pappas, Executive Director, Interfaith Council
Ellouise Patton, Bayview CAC
Paul Pendergast, CEO, Pendergast Consulting Group
William Ortiz-Cartagena, Small Business Commission
Rebecca Prozan, Director of Government Affairs, Google
Michelle Pusateri, Owner, Nanna-Joe's
Maribel Ramirez, Excelsior Action Group
Geeta Rao, Deputy Director, Enterprise Community Fund
Susana Rojas, Executive Director, Calle 24 LCD
William Rogers, Executive Director, Goodwill
Taylor Safford, CEO, Pier 39
Cheree Scarbrough, Owner, Phenix Hair Designs
Allen Scott, Vice President, Another Planet Entertainment
Randall Scott, President, Fisherman's Wharf CBD
Earl Shaddix, Director, Economic Development on Third
Zaki Shaheen, Key Food Market, Arab American Democratic Club
Sylvia Sherman, Community Music Center
Doug Shoemaker, President, Mercy Housing
Lateefah Simon, President, Akonadi Foundation
Anand Singh, Local 2 Unite HERE!
Kate Sofis, Executive Director, SFMADE
Carlos Solorzano-Cuadra, Hispanic Chamber of Commerce
Laurie Thomas, Executive Director, Golden Gate Restaurant Association
Kenny Tse, President, Chinese Chamber of Commerce
Francesca Vega, Vice Chancellor for Community and Government Relations, UCSF
Debra Walker, Arts Commissioner
Monica Walters, Director, Wu Yee
Sarah Wan, Executive Director, Community Youth Center

Rick Welts, President/CEO, Warriors
Keith White, Executive VP, Gap Inc.
Jane Willson, Owner, JANE Consignment
Bill Witte, Founder, Related Development
Chris Wright, Committee on Jobs
Carolyn Wysinger, President, PRIDE Board
Malcolm Yeung, Chinatown Community Development Center

City and County of San Francisco

Dr. Grant Colfax, Director, Department of Public Health
Sheryl Davis, Director, San Francisco Human Rights Commission
Pegah Faed, Director, Our Children, Our Families Council
Rich Hillis, Director, Planning Department
Naomi Kelly, City Administrator
Patrick Mulligan, Director, Office of Labor Standards Enforcement
John Noguchi, Director, Convention Facilities Department
Deborah Raphael, Director, Department of Environment
Trent Rohrer, Director, Human Services Agency
Ben Rosenfield, Controller
Ivar Satero, Director, San Francisco International Airport
Joaquin Torres, Director, Office of Economic and Workforce Development
Judson True, Director, Housing Delivery
Maggie Weiland, Director, Entertainment Commission

Support Staff

Melissa Whitehouse, Lead, Office of the City Administrator
Heather Green, Lead, Office of the City Administrator (Resilience and Capital Planning)
Tara Anderson, District Attorney's Office
Joshua Arce, Office of Economic and Workforce Development
Laurel Arvanitidis, Office of Economic and Workforce Development
Alex Banh, Mayor's Office of Housing and Community Development
Rebecca Benassini, Port of San Francisco
Dori Caminong, Department of Children, Youth and Their Families
Emily Cohen, Department of Homelessness and Supportive Housing
Theodore Conrad, Office of Economic and Workforce Development
Katherine Daniel, Office of Economic and Workforce Development
Ted Egan, Controller's Office

David Exume, Assessor-Recorder's Office
Kate Faust, Office of the City Administrator (Resilience and Capital Planning)
Michelle Gallarza, Department of Children, Youth, and Their Families
Christine Gasparac, Department of Building Inspection
Mai-Ling Garcia, Office of the City Administrator (Digital Services)
Aumijo Gomes, Department of Children, Youth, and Families
Isobel Hayne, San Francisco Public Utilities Commission
Melissa Higbee, Office of the City Administrator (Resilience and Capital Planning)
Chad Houston, Office of Economic and Workforce Development
Sami Iwata, San Francisco Human Rights Commission (Office of Racial Equity)
Matthias Jaime, Office of the City Administrator (Commission on Information Technology)
Jillian Johnson, Office of the City Administrator
Deborah Kaplan, Mayor's Office of Disability
Greg Kato, Treasurer and Tax Collector
Michelle Lau, Treasurer and Tax Collector
Fanny Lapitan, Human Services Agency
Joanne Lee, San Francisco Arts Commission
Douglas Legg, Assessor-Recorder's Office
Holly Lung, Assessor-Recorder's Office
Annie Ma, Assessor-Recorder's Office
Nate Mahoney, Office of the City Administrator (Digital Services)
Maria McKee, Juvenile Probation Department
Danielle Mieler, Office of the City Administrator (Resilience and Capital Planning)
Geoffrea Morris, Adult Probation Department
Alex Morrison, Office of the City Administrator (Resilience and Capital Planning)
Josef Mueller, San Francisco International Airport
John Murray, Department of Building Inspection
Sheila Nickolopoulos, Planning Department
Mike Ortiz, Office of the City Administrator (Repromail)
Maya Oubre, Treasurer and Tax Collector
Josian Pak, Human Rights Commission
James Pappas, Planning Department
Sneha Patil, Department of Public Health
Benjamin Peterson, San Francisco Public Works
Molly Peterson, Assessor-Recorder's Office
Claire Phillips, Assessor-Recorder's Office
Vivian Po, Assessor-Recorder's Office
Hugo Ramirez, Mayor's Office of Housing and Community Development

Markanday Ravi, Department of Homelessness and Supportive Housing
Dylan Rice, Office of the City Administrator (Entertainment Commission)
Beth Rubenstein, San Francisco Public Works
Julia Salinas, Office of the Controller
Dylan Schneider, Department of Homelessness and Supporting Housing
Tajel Shah, Treasurer and Tax Collector
Dylan Smith, Office of Economic and Workforce Development
Tiffany Soares, Recreation and Parks Department
Brian Strong, Office of the City Administrator (Resilience and Capital Planning)
Pierre Stroud, Mayor's Office of Housing and Community Development
Anne Stuhldreher, Treasurer and Tax Collector
Candace Thomsen, Human Services Agency
Andre Torrey, Planning Department
Marisa Pereira Tully, Controller's Office
Ben Van Houten, Office of Economic and Workforce Development
Jadie Wasilco, Municipal Transportation Agency
Elizabeth Watty, Planning Department
Richard Whipple, Office of the City Administrator (Civic Engagement and Immigrant Affairs)
Aaron Yen, Planning Department


We're
in this
together

Introduction

Mayor London N. Breed and Board of Supervisors President Norman Yee created the COVID-19 Economic Recovery Task Force (Task Force) to respond to the urgent needs of San Francisco's workers, businesses, organizations, and vulnerable populations arising from the COVID-19 pandemic. The Task Force was comprised primarily of members of the public, engaged with the charge to guide the City's COVID-19 recovery efforts to sustain and revive local businesses and employment, mitigate the economic hardships affecting the most vulnerable San Franciscans, and help build a resilient and equitable future.

The Task Force was co-chaired by San Francisco Assessor Carmen Chu; San Francisco Treasurer José Cisneros; Rodney Fong, President and CEO of the San Francisco Chamber of Commerce; and Rudy Gonzalez, Executive Director of the San Francisco Labor Council, AFL-CIO. Task Force members represented a diversity of perspectives and sectors, including academia and research, arts, entertainment and nightlife, finance, government, health care, hospitality, housing, labor unions, manufacturing, nonprofit, personal services, philanthropy, real estate, retail, small and large businesses, and technology. Staff from the City Administrator's Office managed the administrative effort, supported by staff from the Controller's Office, the Human Rights Commission, the Planning Department, the Office of Economic and Workforce Development, the Assessor-Recorder's Office, and many others.

This report summarizes the work of the Task Force and its 41 detailed policy recommendations. These recommendations and Task Force members' on-the-ground insights provide a critical public perspective on what is important to businesses, labor, and nonprofit partners to stabilize the local economy, plan for economic recovery, and to advance an equitable economic recovery. It also highlights the City's work most directly influenced by the Task Force during its engagement: the Shared Spaces Program and Safe Reopening Roadmap.

> **"If we can open, that would be one step. If we can break even on expenses, that would be the next step. If we can do as well as before, that would be awesome. If we can make changes to the business models so this is not such a peril at a three-month closure, that would be the best thing to come out of this."** ***Public survey respondent***

> **"Many of us are living behind closed doors to be safe, so we are out of sight and out of mind."** ***Disability community focus group participant***

Every day, leaders are learning more about the progression of COVID-19 and effective strategies to mitigate its spread and impact. As that knowledge evolves, so too will there be a need for City leaders to adapt to economic strategies that help to support and retain employment and businesses.

The Task Force recognizes its work is one component of the City's effort to ensure San Francisco's long-term economic success. To meet San Francisco's urgent needs, parallel efforts to address reopening, homelessness, transportation and mobility, education and child care, sustainability, and long-term economic and workforce development are also underway and ongoing. Together these efforts will inform the vision, planning, and implementation needed for recovery and growth beyond this crisis to build a future San Francisco that is resilient, equitable, and thriving.

Economic Context

Economic Impact

In early 2020, the COVID-19 pandemic rapidly changed the outlook of San Francisco and the world. San Francisco took early and decisive action, issuing an order for residents to shelter-in-place on March 16, 2020. This action likely saved thousands of lives, protected the local healthcare system, and enabled the City to build a population level emergency response, testing, and contact tracing infrastructure.

> **"COVID-19 made it harder to outreach to our community. Many folks are not getting information."**
> ***CBO focus group participant***

At the same time, continued limitations to operating businesses, and the ongoing recession they created, continue to have a profound impact on our local economy. Local employment data from April 2020 reported a loss of roughly 175,000 jobs in the San Francisco metropolitan division as compared to March 2020. Though 62,000 jobs had returned by August as a result of phased business reopening, nearly two-thirds of the jobs lost since April have not yet recovered.

A survey from the SF Chamber of Commerce reported that only 46% of storefront businesses in San Francisco open at the start of the pandemic were still operating in August. While some of these businesses may only be temporarily closed, Yelp data from the San Francisco-Oakland-Hayward metro area found that 2,065 out of 5,048, (41%) businesses that closed between March and July have now indicated that they are permanently closed. These are businesses that are not expected to reopen and jobs that are permanently lost. Businesses that rely on commuters and tourists have been especially hard hit. Local unemployment claims have now topped 193,000 since the start of the pandemic.

> **"One thing that people lost was access to the internet. They're prioritizing food on the table… not internet and cell phones."**
> ***Focus group participant***

Employment and health data also show that COVID-19 has had a disproportionate impact on low-income communities and communities of color. Job losses have been especially concentrated in lower-wage industries, including food service and hospitality. For many employed in these sectors, there are fewer opportunities to work remotely, and workers face the difficult decision of risking exposure or staying employed. Other sectors such as arts, entertainment, and recreation have also suffered significant losses in employment, especially as compared to higher-wage industries like financial sector and business and professional services (see table below).

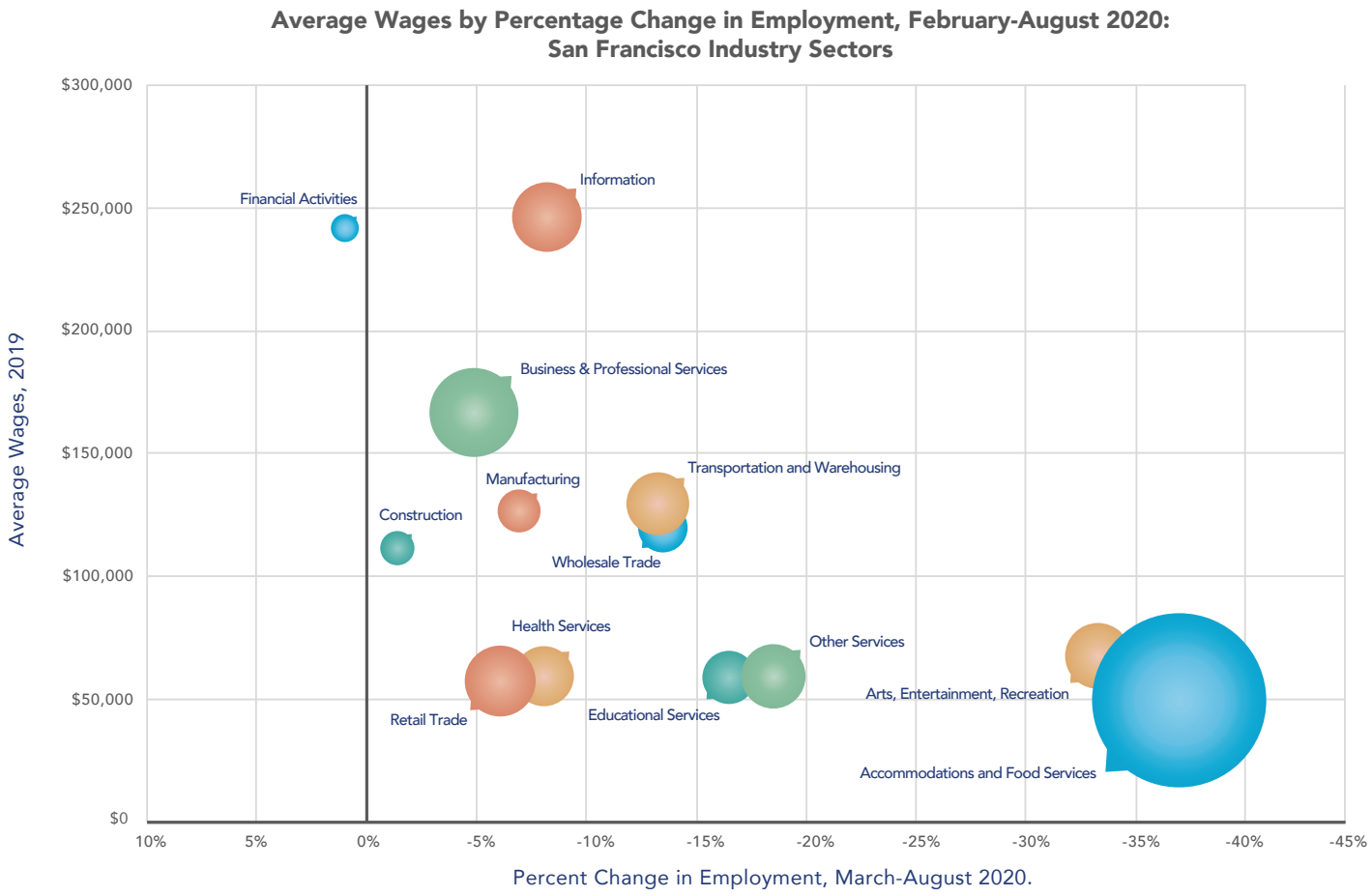

Source: Bureau of Labor Statistics, September 2020

San Francisco's economy is centered around a bustling downtown that brings together a strong pool of talent for employers, as well as citywide tourist attractions that bring in visitors from around the world. Yet with the health crisis requiring individuals to shelter-in-place and engage in remote work where possible, these aspects of the City's economy have significantly declined. Downtown San Francisco has seen a marked decrease in commuters, as reflected by a steep decline in transit ridership since the beginning of March. As of late September, BART ridership was down over 88% as compared to the same time last year. On the other hand, average speed on the freeway during evening rush hour is only 3% higher than in early March. Those workers that are returning to work are much more likely to drive, but downtown San Francisco is not built for everyone commuting by car. A full economic recovery will require a return of confidence in public transit.

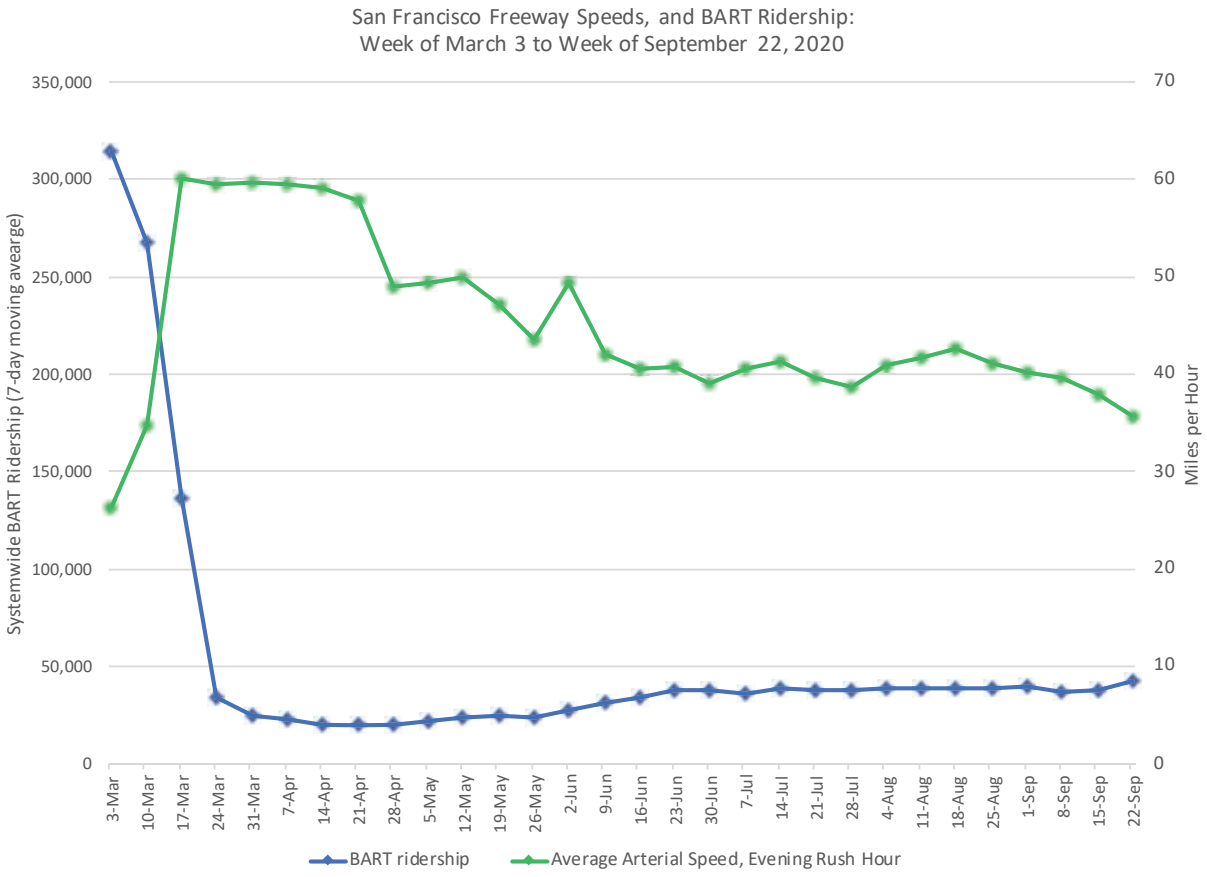

There are additional warning signs for downtown, not related to confidence about riding transit. Commercial brokers have reported a sharp spike in office subleasing and vacancy. The city's office vacancy rate reached 14.1% in the third quarter of 2020, according to Cushman and Wakefield, up from 5.4% the previous year. While office workers are required to work at home during the pandemic, this vacancy rate represents businesses not renewing their office leases, suggesting they intend to reduce their employment level in San Francisco over the longer term.

It makes a major difference to the city's economic recovery if remote workers retain their Bay Area homes, or move to another area. Several major local companies have allowed, or in some cases incentivized, workers to move to a lower cost location, which could threaten the city's long-term economic competitiveness. At the moment, the clearest evidence of this risk is found in the housing market, which is a real-time indicator of people's interest in moving into and out of San Francisco. Several companies that track residential rentals across the country report that declines in residential asking rents in San Francisco, along with New York City, are the steepest in the country. For example, ApartmentList has reported an 18% drop in asking rents in San Francisco between March and September, by far the biggest drop of any city it monitors. This decline in asking rent for vacant apartments, which has been accelerating despite the jobs recovery, is a sign of more renters wanting to move out of San Francisco than to move in.

For the hospitality industry, San Francisco's other major economic driver, the news is equally concerning. According to San Francisco Travel, nearly half of the hotel rooms in the city are now temporarily closed, and occupancy in September was down 86% from September 2019. As of August, enplanements at San Francisco International Airport are still down 85% compared to last year.

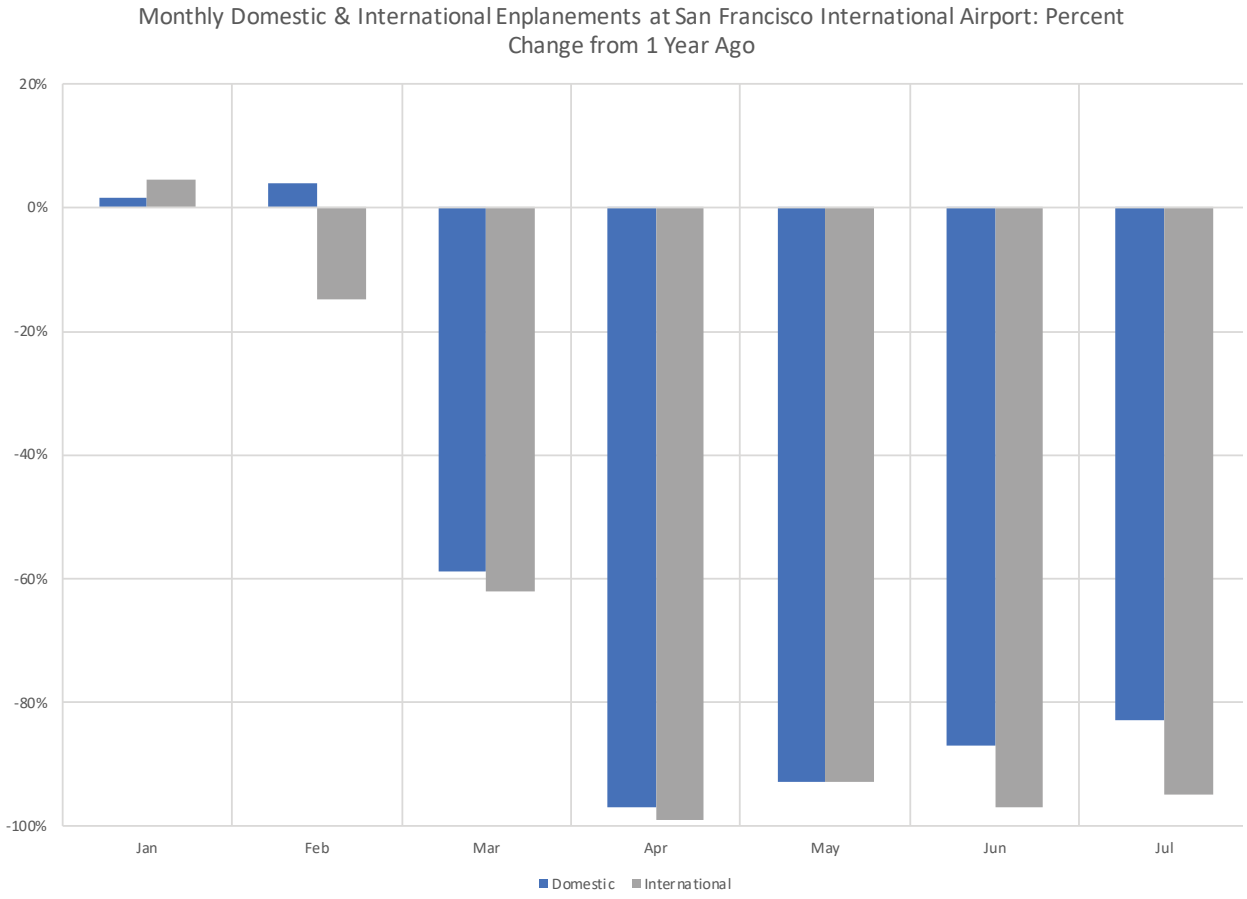

A further sign that San Francisco's economy is suffering broadly, and worse than in other cities in California, is sales tax receipts. General Fund sales tax, which represents 1% of the value of all taxable sales in the city, declined by 43% in April-June 2020, compared to the same period in 2019. While major declines were seen across the state of California, San Francisco's drop was much steeper than those in other cities, like Los Angeles and San Diego, that are also reliant on tourism. Sales at restaurants and bars were down 65%, as was sales at General Consumer Goods stores. Even taxable sales at Food & Drug stores was down 8% year-over-year, indicating that the city's population, and not merely visitor count, may be in decline. Virtually every other city in California saw major gains in online sales tax in the second quarter of 2020, as people switched from in-person to online sales. However, San Francisco's online sales were virtually flat, with only a 1% growth between the second quarter of 2019 and 2020.

Low-income communities, the elderly, disabled community, and the unhoused and vulnerably housed communities continue to suffer disproportionate strain. Gaps in access to technology threaten a widening divide especially as more services, including essential public services, are pivoting in the interim to remote or online services. The economic crisis and health crisis are occurring simultaneously with other seminal cultural and natural events: the surging demand for racial justice and the catastrophic wildfires in all directions. In tandem with these trends, San Francisco faces an urgent call to deliver an equitable and resilient economic recovery for all.

Immediate Relief

In addition to managing the public health and safety challenges of COVID-19, the City recognized the urgency in addressing the acute economic stresses brought on by the pandemic through immediate action. Since March, the City has deployed targeted investments to stimulate the local economy and support existing businesses, workers, and our most vulnerable, and the current budget marshals further resources. In addition to public funding, the Give2SF fund for COVID-19 priorities was established to direct resources to those struggling as a result of the pandemic, with a focus on food security, access to housing, and support for workers and small businesses. Many of these initiatives align with Task Force priorities, as shown in the highlights of recent, current, and budgeted efforts below.

- **Protecting workers and businesses**
  - $10 million for the Workers and Families First Paid Sick Leave Program
  - $2 million for the Right to Recover Program
  - Delivered one million surgical masks, 600,000 face shields, and 150,000 bottles of hand sanitizer for distribution to businesses and workers in vulnerable communities
  - Business tax, registration, and license fee deferrals through March 2021
  - $9 million through the San Francisco Hardship Emergency Loan Program
  - $2.5 million in resiliency grants for approximately 300 small businesses
  - African-American Small Business Revolving Loan Fund
  - $5 million to support small business added in Technical Adjustments to the current budget
  - $200,000 with OEWD for business capacity building, technical support, and grant writing support
  - $1.7 million for targeted workforce supports and development initiatives
  - $12.8 million to Grants for the Arts, supporting 227 grantees with an equity lens
  - $2.5 million for the Arts & Artists Relief initiative, and an additional $315,000 in arts grants for neighborhood reactivations
  - Moratorium on commercial evictions for small and medium-sized businesses, now extended at the State level through March 2021
  - Ongoing funding for OEWD workforce development efforts, including Workforce Link, CityBuild, TechSF, and Healthcare Academy
  - One-stop City website for businesses and workers
  - Community Investment Fund - Contractor Accelerated Payment Program
  - Emergency child care youth centers opened for essential workers and low-income families

- **Protecting our vulnerable**
    - $247 million for COVID-19 response, including PPE, expanded medical capacity, community outreach, contact tracing, and $56 million for testing in the current year
    - $16 million in COVID-19 response specifically for expanded Pit Stops and hygiene stations throughout the city
    - Additional $1.6 million for COVID-19 supports in SROs, the Western Addition, the Tenderloin, and other community hubs
    - $46.7 million in new expenditures for food programs, and an addition $1.1 million for underserved communities, the Tenderloin, and seniors
    - $66.5 million for the first phase of Mental Health SF (if business tax reform passes)
    - $4 million for implementation of a crisis response team
    - $120 million redirected funds for reparative investment in Black/African American communities
    - $5.5 million for the Opportunities for All subsidized employment program for youth and young adults
    - Establishment of DCYF Community Learning Hubs
    - $15 million for SFUSD
    - $15.1 million for eviction defense grants
    - $51.8 million for affordable housing site acquisition
    - $37.6 million for rental subsidies and emergency rental assistance
    - $4.5 million in additional housing subsidies, shelter, and vouchers for people living with HIV, displaced tenants, transitional-aged youth, LGBTQ shelter, and families including those in SROs
    - $750,000 Right to Counsel expansion
    - Moratorium on tenant evictions

- **Economic stimulus**
    - Deployed investment in public infrastructure, including Capital Planning Committee authorization of $157 million in Certificates of Participation, $127 million in 2016 Public Health & Safety bonds, $103 million in 2016 Preservation and Seismic Safety loan program bonds, and $260 million in 2019 Affordable Housing bonds.
    - $1.5 million to deliver fiber to affordable housing units, and $275,000 additionally for digital equity access and connectivity in Chinatown
    - Proposed relaxation of local zoning controls in neighborhood commercial corridors to encourage activation of vacant storefronts
    - Launched Shared Spaces Program to create flexibility and expand business capacity to operate - so far close to 1,600 outdoor spaces have been approved (see Appendix B)
    - Waiver of outdoor business permit fees until 2022
    - Deferral of business registration fees and unified license fees until March 2021
    - Just Add Music (JAM) permit created to enable live outdoor music and entertainment in existing Shared Spaces locations

Focus on Safe Reopening

Economic recovery requires the safe reopening of business activity. State restrictions guide, but local health orders prescribe the specific business and other activities that can resume in San Francisco following strict initial shelter-in-place orders. In addition, local health directives detail the legal requirements or conditions of opening. These public health decisions are driven by the County health department.

Understanding the dynamic nature of an unprecedented global pandemic, Task Force members and the public have underscored the need for clear information and guidance. Clear direction is essential for economic recovery because it provides businesses with an ability to plan, prepare, and make financial decisions based on the best information available.

To facilitate this goal, the Task Force partnered with the County health department in two critical ways. First, the Task Force developed a feedback process with the health department to ensure the operational realities of running businesses were considered before local directives or mandates were issued. Beginning in late May, working through the San Francisco Office of Economic and Workforce Development, Task Force members and other impacted stakeholders had the opportunity to weigh in on health directives that were operationally infeasible or were able to spotlight elements that were unclear or which needed further guidance. This process enabled the health department to consider alternatives that equally advanced its public health goals while fostering more compliance through clear, operationally feasible instruction.

Second, Task Force members and stakeholders consistently advocated for more direction on the path forward for reopening. The Task Force offered alternative mitigations that allowed additional business activities to be considered, including the launch of the Shared Spaces Program which expanded the capacity for businesses to use sidewalk, parking, street or surface lot spaces outdoors. At the end of May, the County health department released an initial roadmap for reopening and continues to evaluate that timeline and roadmap as local health conditions change (see Appendix A).





Task Force Process

The Task Force met between April and October 2020. Task Force members brought deep understanding of issues in the San Francisco community, high energy, and an equity focus to the process. See Appendix C for additional detail on the policy development process

The timeline below summarizes the focus and work of the Task Force.

April-May	Task Force kick-off (4/24/20) and initial survey
	Co-Chairs and staff met in small groups of Task Force members (approximately 10 per session) to hear challenges and aspirations
	Public survey and engagement focus groups began to bring underrepresented perspectives forward
June-July	Focus on Safe Reopening to respond in a timely manner to expressed needs in the initial survey and small groups
	Policy work groups (Jobs and Businesses, Vulnerable Populations, Economic Development, and Arts/Culture/Hospitality/Entertainment) of approximately 20 Task Force members with diverse perspectives articulated problem statements and most urgent priorities for the Task Force
August-October	Staff began drafting policy memos for priority recommendations
	Continued community engagement and sharing back with the Task Force
	Staff synthesized Task Force recommendations into integrated priority areas, shared community engagement learnings that included input from community subject matter experts, and drafted the Task Force Report.
	Task Force members and City stakeholders shared feedback on Report Draft
	Final Report published for final meeting (10/8/20)

To complement the diverse opinions of members, the Task Force sought out the perspectives of vulnerable and underrepresented populations through the Community Engagement and Listening (CEL) team. The CEL team's efforts amplified the voices of community members disproportionately impacted by COVID-19, bringing additional research and voices to the work of the Task Force.

Over a four-month period, over 1,000 public surveys and emails from San Franciscans and other stakeholders were received and used to inform the recommendations development process. The CEL team and partner City departments also initiated targeted stakeholder outreach to populations underrepresented in the public survey, including tenants from single residency occupancy buildings, restaurants in Chinatown (an area especially hit hard when COVID-19 initially emerged), the arts and entertainment community, immigrant communities, the disability community, and the Black/African American, Latino/a/x and Filipino/a/x communities. Over 40 hours of interviews and conversations, with nearly 100 community members, through formal focus groups and presentations at neighborhood-based meetings. In addition, there were public hearings and presentations at the Small Business Commission, Immigrant Rights Commission, the Commission on the Environment, and the Commission on the Status of Women.

Several common areas of concern emerged from these engagements:

- The community-based organizations that are crucial for small businesses, residents, and government alike are in economic danger and need support for recovery to be successful.
- Culturally responsive, timely, accessible, and concise information and guidance are needed for small business owners and residents, particularly those with language and technology barriers
- Limited digital literacy and old tools widen the digital divide for many vulnerable populations, including seniors, people with disabilities, parents and students, non-English monolingual speakers, and small business owners.
- Bureaucracy is even more burdensome at a time of great need. Program requirements are hard to navigate. Cutting red tape would allow San Franciscans to get the urgent support they need.
- Housing, specifically eviction prevention and housing the unhoused, continues to be a top priority for San Franciscans, including small business owners.

A focus of community engagement was to look at specific populations that were being disproportionately impacted by the pandemic. In addition to the themes noted above, the community engagement sessions provided the following highlighted guidance regarding implementation of Task Force recommendations:

- Engage early, continuously, and often with beneficiaries and vulnerable communities to design policies and programs that meet present challenges.
- Well-intended, rapidly deployed programs can create barriers that did not exist before COVID-19, particularly for the disability community. Consider unintended consequences.
- Culturally competent, in-language communications and solutions are essential.

Many additional ideas and sentiments on San Francisco's equitable economic recovery were relayed to the CEL team. See Appendix D for further details on the CEL process and input gathered.


WE WILL
BE BACK
SOON
BE SAFE,
BE KIND.

Policy Recommendations

The Task Force set out to identify practical, timely interventions to sustain businesses and protect vulnerable populations. Simultaneously, the Task Force sought to identify bold, creative solutions to address longstanding societal challenges and ultimately achieve greater racial and social equity.

Informed by their own experiences and input from community engagement efforts, the Task Force prioritized strategies that address the need to protect small and medium businesses from collapse and support them with accurate, timely information; the need to focus on health, safety, wealth building, and opportunity creation for vulnerable populations; the need to promote housing and make it easier to adapt our spaces to changing circumstances; and the need to invest in the sectors that make San Francisco a desirable place to live and visit.

The ideas from the Task Force's four policy group sessions are organized into the following eight integrated categories:

1. **Local Economic Stimulus:** explore policies and investments that encourage economic development and activity in San Francisco, such as funding public infrastructure projects, streamlining permitting processes, advocacy for state and federal resources, and more
2. **Job Connections:** facilitate and improve connections to jobs and explore programs that hire local workers
3. **Promote Safe Reopening**: provide clear and accessible information to businesses and workers on reopening requirements and provide tools and strategies to keep workers, customers, and residents safe
4. **Preserve Operations and Lessen Regulatory Burdens:** create flexibility for businesses to operate and consider reducing or eliminating regulatory burdens
5. **Pursue Economic Justice:** narrow the wealth gap and bridge the digital divide for low-income residents and communities of color
6. **Invest in Housing:** incentivize the construction of affordable housing, an immediate and long-term need
7. **Meet the Basic Needs of the Vulnerable:** ensure San Franciscans have access to food, shelter, mental health, and other services
8. **Imagine and Build Stronger Neighborhoods:** activate and draw upon San Francisco's unique neighborhood and cultural assets

The Task Force recommendations to promote an equitable economic recovery range from short-term and concrete to longer-term and aspirational. Each recommendation includes one or more City departments that would lead implementation if sufficient resources are identified. The text in this section summarizes each of the recommendations with an issue statement and brief description of the recommendation. Full text of the recommendations and equity considerations for each can be found in Appendix E.

1. Local Economic Stimulus

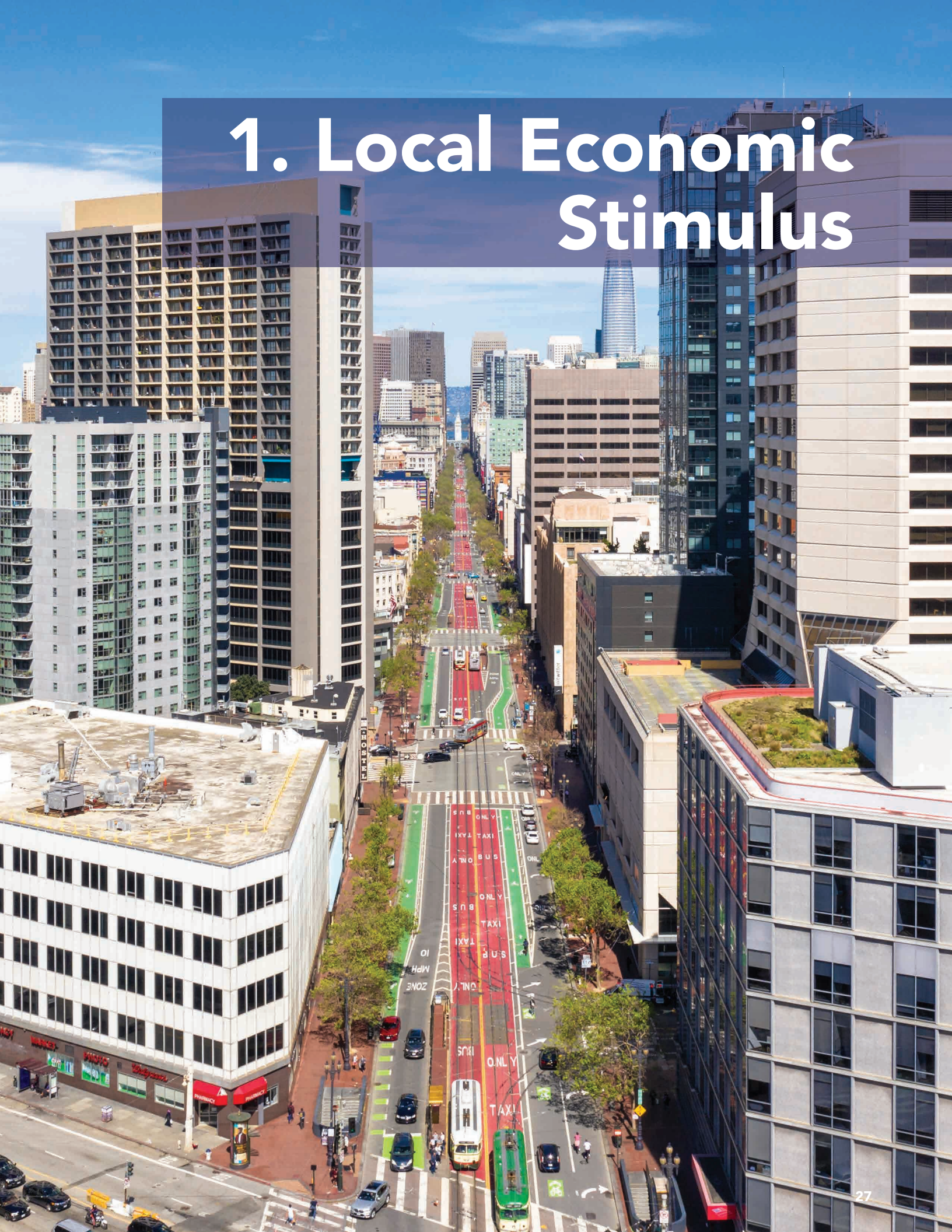

1.1 Support the construction sector with public infrastructure investments and continued focus on major projects

Issue: Capital projects take years to plan and design, and interruptions to that pipeline can have long-term negative ripple effects. San Francisco has developed a strong capital planning practice for the City's public infrastructure, with an all-sources view, responsible fiscal constraints, and a robust general obligation bond program that has seen more than $5 billion approved by San Francisco voters since 2008. Typically a recession can lead to a slowdown in construction presenting an opportunity for countercyclical investment. Still, the uncertainty posed by the COVID-19 pandemic may make it more difficult to proceed with spending. The stakes for job loss in this industry are especially high, as each $1 million of construction spending translates to approximately 5.93 San Francisco jobs.

Recommendation: San Francisco's last 10-Year Capital Plan planned for $39 billion in investment over the period from 2020 to 2029. The City should continue to prioritize good stewardship of public assets as documented and recommended in the City's Capital Plan, which includes assets that deliver services for public safety, health and human services, recreation and culture, transportation, and general government, including IT infrastructure. In the upcoming Capital Plan update, the City should promote good state of repair for its buildings, right-of-way, public spaces, and other infrastructure assets with a variety of revenue sources, including but not limited to: general obligation bonds, General Fund debt, revenue bonds, and state and federal grants. The upcoming Capital Plan should also consider the extraordinary economic impacts of COVID-19 and aim to make a difference for San Francisco businesses, workers, and residents struggling through this crisis, such as investments to bridge the digital divide. In addition, the City should continue to focus on its major developments, such as the Shipyard, Mission Rock, Pier 70, Treasure Island, and Central SoMa, as these projects bring with them thousands of jobs and support for local business.

1.2 Redesign building permit processes and eliminate unnecessary permits not directly related to health and safety

Issue: The City's permitting process for construction is notoriously complex. Up to ten different departments can be involved in permitting, but no one department owns the entire customer experience. Lack of transparency around the permitting process has always been a challenge, and navigating the process requires resources, time, and money. Novices to the system find the process confusing and overwhelming, whereas those who are experienced understand the sequencing and how to tap into technical expertise. For small businesses in particular, this may hinder economic recovery. Task Force members are particularly concerned that the current permitting process, which has been impacted by COVID-19 and the need to shut down in-person services, will have cascading impacts on small business and construction trades, increasing unemployment in sectors that employ many with good wages.

Recommendation: To encourage as many businesses to open or expand as possible, keep businesses from migrating out of San Francisco, and encourage business growth and expansion, permitting agencies (such as the Department of Building Inspection (DBI), the Fire Department, the San Francisco Public Utilities Commission (SFPUC), and Planning) should implement programmatic and regulatory changes to redesign the permitting process for the end user, increase transparency, make the permitting process as easy and affordable as possible, and remove permitting and process requirements not directly related to health and safety. These changes could include:

> **"How can we expedite online training opportunities, can the city offer more technical assistance, so more residents can get to work sooner?"** ***Task Force member***

- Publish rates for all permit types and provide more clear information about the permit process and available support services to accelerate movement towards expansions and construction starts.
- Implement a fee holiday, a temporary reduction or elimination of permit fees designed to incentivize business owners, property owners, and developers to pull permits and undertake construction projects, thus creating jobs and stimulating economic growth.
- Expand the OEWD Open in SF Program to offer "concierge" services to help more businesses through the complex process. The Open in SF Program currently supports small food businesses through the permit process. The City could provide additional multilingual services perhaps through partnerships with community based organizations. It should be noted city provided concierge services would require significant additional staffing above current levels.

> **"Let's put our talented community to work."** ***Task Force member***

1.3 Allow developers to defer paying impact fees to stimulate development

Issue: Falling rents and sales prices, stubbornly high construction costs, and broad economic uncertainty have resulted in developers unable to secure financing for their projects and a slowdown in development projects breaking ground. Finding a way to bring development economics back in balance is critical to creating construction and end-user jobs, stimulating the economy, growing the tax base, and producing the residential, commercial, industrial, and retail space to accommodate a City that is likely to see long term population growth.

Recommendation: The components of development cost that the City has the most control over are impact fees, and the City has demonstrated in the past that it can take steps to make it easier to build by making changes to impact fees, such as the 2010-2013 impact fee deferral program or last year's fee waiver for 100% affordable housing projects and Accessory Dwelling Units (ADUs). The Planning Department should develop a time-limited program, based on the successful program that ran from 2010 to 2013, allowing for developers to defer paying impact fees until each project receives the first certificate of occupancy, at the end of construction. This would help developers secure financing on projects that would likely not be able to break ground and pay impact fees otherwise.

1.4 Make the Local Business Enterprise Program (LBE) more effective, equitable, and better suited to support the City's recovery

Issue: The Local Business Enterprise (LBE) program certifies small local businesses to participate in City contracts. Many of these local firms are owned by women, who are heavily represented in hard-hit sectors like personal services and child care, and people of color, many of whom reported challenges accessing PPP loans. The LBE program enables them to compete on a level playing field with larger firms and/or firms taking advantage of cheaper costs outside of San Francisco. Budget balancing needs create risk for these businesses, which are often based in and hire workers from communities adversely affected by COVID-19. Current program rules and practices are not yet fully optimized to meet the challenge posed by COVID-19 and the resulting economic downturn.

Recommendation: To ensure that the LBE program provides the greatest benefit to San Francisco's small businesses, the Office of the City Administrator should work to:

- Expand the San Francisco Community Investment Fund's Contractor Accelerated Payment Program to help LBE manage cashflow
- Ask the LBE Advisory Committee to adjust financial contract limits for LBEs to allow City Departments to set aside a greater number of contracts within the threshold amount to Micro LBEs
- Increase contracting opportunities for Micro and Small LBEs
- Fund a Disparity Study to ascertain what types of racial disparities exist in City contracting processes



1.5 Promote reactivation and consider adaptive reuse of buildings for a vibrant San Francisco

Issue: The future of work patterns is uncertain, and close attention is needed to understand which changes are temporary and which may be more long-lasting. COVID-19 has caused a sudden and dramatic decrease in demand for office, hotel, and retail space. As firms direct their employees to work from home and the economy contracts, the City will witness significant fluctuations in demand for large office buildings in the short term. As tourism and convention travelers coming to San Francisco has significantly decreased, the demand for hotel rooms have also plummeted. Similar impacts have occurred in the retail sector. At the same time, San Francisco faces a severe housing shortage, that has led to an affordability crisis, especially for low-income renters.

Recommendation: San Francisco should seek to preserve local businesses for both the jobs the revenues they deliver. If a COVID-19 vaccine or treatment is developed that allows for an economic recovery and a resumption of the pre-COVID space needs in San Francisco, this proposal may be of limited value. However, if there is a permanent decrease in office, retail, or hotel demand in the wake of the COVID-19 pandemic, the City should consider and, if advisable for the overall health of the local economy, incentivize re-purposing of existing buildings to uses needed for equitable economic recovery. Repurposing could pave the way for housing, production, distribution, and repair space, cultural and community development programs, or other uses. Any spaces adapted for housing have the potential to serve specific populations that may have different housing needs, such as artists.

Policymakers should also consider impacts from any future conversions. For example, conversions from hotel uses to any other use may result in a decrease in employment, specifically, many union jobs that are available to immigrants and people who speak English as a second language.

1.6 Advocate for federal and state funding

Issue: San Francisco will not be able to deliver on all the Task Force's recommendations on its own. The City needs support from the state and federal government, especially for larger investments and initiatives.

Recommendation: San Francisco should advocate at the state and federal level to support the recommendations of the Task Force in the following areas:

- **Commercial rent support/forgiveness:** funding for businesses to reduce evictions
- **Grants for businesses:** State and federal grants for businesses most impacted by the shelter-in-place like arts/nightlife/entertainment
- **Job training programs:** State and federal funding to provide job training to workers in industries hard hit by shelter-in-place
- **Rental assistance:** funding for renters or landlords to stave off an eviction crisis
- **Support for undocumented:** ensure undocumented immigrants benefit from state and federal programs
- **Health care for all:** health care should not be tied to employment considering huge loss in jobs during this pandemic and should include substance abuse treatment
- **Support for jailed and re-entering populations:** thoughtful transition planning for rehousing those that are reentering
- **Universal basic income:** provide dignity for all especially as the pandemic has decimated service industries and lower wage jobs
- **Internet for all:** funding to build a ubiquitous fiber-to-the-premises network to promote additional service competition to help ensure universal access to the Internet and help reach high-need groups
- **Food access:** continue and expand pandemic-linked benefits and waivers, and provide sufficient administrative funding
- **Fiscal support for local government:** to maintain the social safety net despite huge drop in tax revenue due to COVID-19
- **Debt relief:** relief for student and consumer debt

1.7 Partner with the business and philanthropic communities to deliver a strong and equitable recovery

Issue: The City understands that a great many businesses, especially small , minority-owned, and women-owned businesses, are struggling to survive and support their workers. Numerous local interventions like waived fees, grants, paid leave, and technical assistance have been and will continue to be priorities for public support. However, the resources to stabilize every business and worker would amount to more than the City alone can deliver. City leadership has already acknowledged the need for public-private partnership to address the pandemic and established eligible uses related to COVID-19 priorities in its Give2SF charitable fund. Of the $28.8 million received as of September 30, 2020, less than $500,000 remains unallocated. Difficulty accessing capital and wealth inequality remain barriers to recovery, especially in communities of color. The City will continue to prioritize the public health response to minimize future economic contractions, but partnership and investment are needed to help San Francisco achieve its long-term resilience and sustainability goals.

Recommendation: Identify opportunities for public-private partnerships that can help local businesses, workers, and residents recover in the short term and deliver economic strength and resilience in the long-term.

To mobilize philanthropic contributions to the highest local priorities, the Mayor's Office should work with the San Francisco Foundation, other major foundations, and donor-advised funds to build a campaign that would deliver continuity support to businesses most in danger of shuttering and workers and residents most in need as a result of the pandemic.

To help encourage access to capital for local businesses and entrepreneurs, the Mayor's Office should convene local financial leaders and public office holders to explore financial products and strategies that can help stabilize struggling businesses and incentivize new business to start. The geography of capital access should be taken into account. Public financing and neighborhood financial empowerment centers should be considered alongside options put forward from the private sector.

To build back better from this crisis and deliver a more equitable and resilient city, the Office of the City Administrator (Office of Resilience and Capital Planning) and Controller's Office (Office of Public Finance) should explore opportunities to finance resilience improvements through public-private partnerships, informed by the priorities published in the Hazards and Climate Resilience Plan, the 10-Year Capital Plan, and the Climate Action Plan. Areas of opportunity include citywide broadband, green infrastructure, seismic retrofits, and sea level rise mitigations and adaptations. The Business Council on Climate Change (BC3) and the San Francisco Department of the Environment are also helpful partners in identifying promising opportunities.

1.8 Create a child care system that meets the needs of families, educators, and the community

Issue: As San Francisco gets back to work, businesses and their workers need child care more than ever. While schools in San Francisco have remained closed, child care centers and family child care programs have been encouraged to remain open. Social distancing requirements have restricted most programs to just a portion of the number of children they served before the pandemic, exacerbating a child care shortage that was present well before COVID-19. Without any additional revenues, child care providers have had to reduce their hours and/or days to allow additional time for cleaning, purchase additional supplies, and modify existing spaces to comply with new regulations. Child care providers operated with narrow margins before COVID-19 and now face unsustainably increasing costs and decreasing revenues.

Current local, state and federal assistance falls short of serving all families who are eligible for child care subsidies. Many families who are not eligible for subsidies are heavily burdened by the cost of child care. Even with the high cost of tuition, educators subsidize the true cost of services with their low wages. By the time tuition fees are applied to all the expenses it takes to run a program, very little is available for the educators themselves. Local Proposition F, the Small Business and Economic Recovery Act, would make funds available for child care, among other priorities, but it would not single-handedly solve the funding need in this area.

Recommendation: During the phased-in process of reopening San Francisco's economy, child care providers will need financial support as temporarily reduced enrollments and enhanced healthy and safety procedures will reduce operating capacity. To adequately fund early childhood education and create a secure child care system, the Office of Early Care and Education (OECE) should coordinate with First 5 San Francisco, the Department of Children, Youth, and Families (DCYF), and OEWD to utilize future federal stimulus, future local revenue measure dollars, and/or Community Development Block Grant (CDBG) funds to:

- Provide flexible supplemental grant funds to daycare providers, building on existing Emergency Operating and COVID-19 Closure Grants.
- Provide low interest or forgivable loans to child care providers to expand their spaces or open up in new larger spaces that allow for social distancing and will increase daycare capacity in the long-term.
- Increase the Preschool for All program tuition credit amount and make it applicable for 3-year-olds.
- Increase the income eligibility for Early Learning Scholarship and expand the scope and amount of the Compensation and Retention Early Educator Stipend (CARES 2.0).
- Develop a workforce training program and job quality standards to address the shortage of qualified child care providers and early childhood educators.
- Provide realistic, clear, and consistent health and safety guidelines for operating child care and early education facilities (e.g. closure, social distancing, ratios) with training and assistance to child care providers to implement the guidance.
- Encourage businesses to provide child care solutions for employees, including stipends, on-site child care, referral services, and revising zoning ordinances.

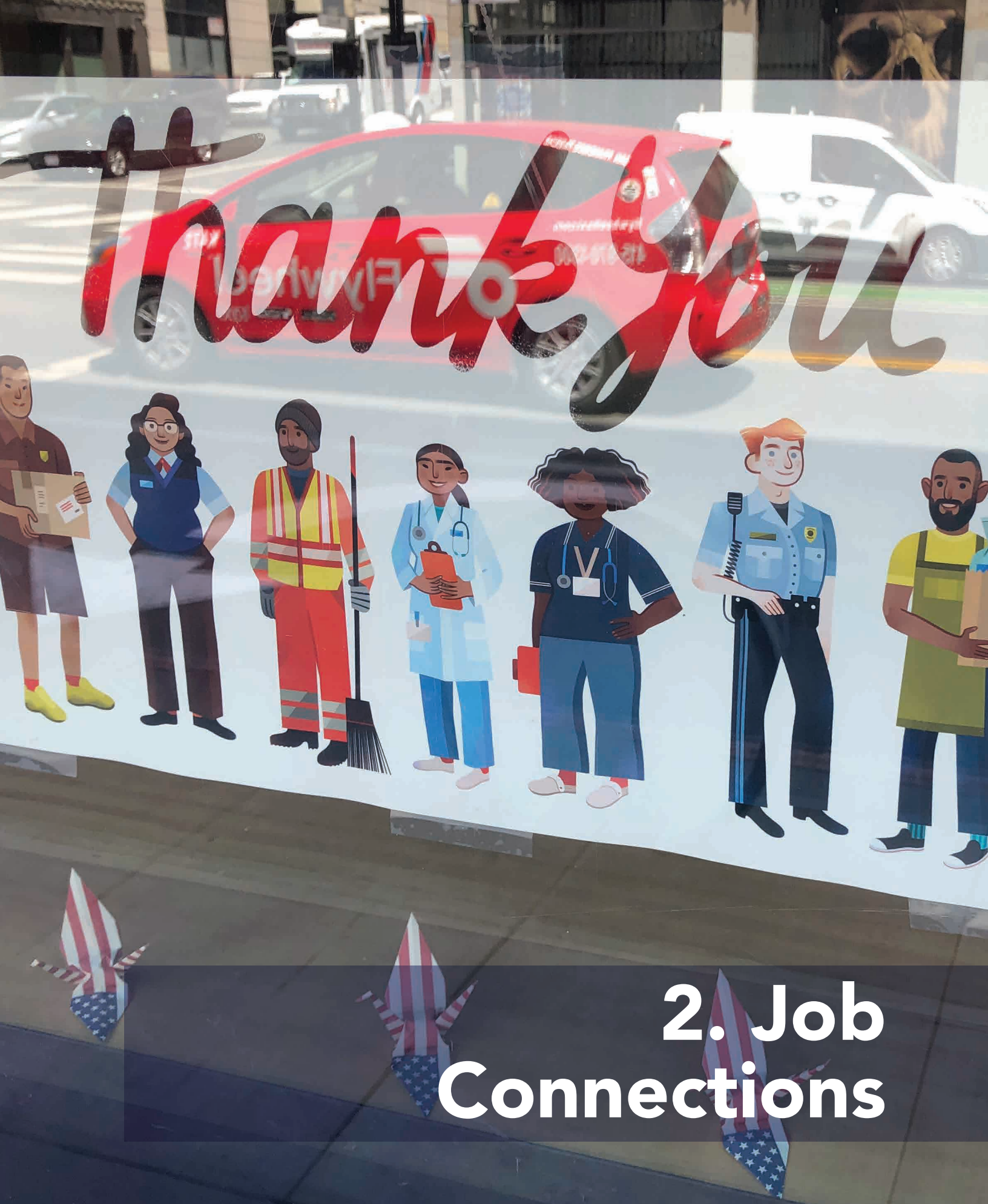

2. Job Connections

2.1 Centralize the City's workforce development programs

Issue: The City of San Francisco currently implements 292 unique workforce development programs administered by 17 departments. These programs target a range of participants and run the gamut from light touch services focused on job readiness to intensive trainings to temporary placement in apprenticeships and paid work experiences. Chapter 30 of the Administrative Code established a Committee on Citywide Workforce Alignment in 2014, designating OEWD as responsible for tracking information about these programs and chairing the Committee, however the Committee sunset in 2019. The decentralized nature of these programs creates significant challenges for delivering effective workforce development services and facilitating access to appropriate services. Vulnerable communities, particularly communities of color, who have the least exposure to strong career pathways, face the most systemic impediments to accessing quality job opportunities. They have the least access to the time, technology, networks, and resources necessary to navigate a decentralized system. Systemic strain from COVID-19 will likely exacerbate existing limitations.

Recommendation: The City should re-constitute the Committee on Citywide Workforce Alignment to establish a comprehensive workforce development strategy, centralize the coordination of workforce development programs, and establish one point of information and entry for all of the City's workforce development programs. If state law changes to allow it, that strategy could include racial and gender considerations in public employment to promote hiring of Black, indigenous, and people of color (BIPOC) and other vulnerable community members.

2.2 Provide culturally competent, accessible job training with career connections for marginalized and laid-off workers, particularly ACHE sector workers

Issue: The unemployment impacts of COVID-19 have had an especially big impact on San Francisco's lower-income workers and those just entering the workforce, age 16 to 24. The ACHE sectors are expected to have a slower economic recovery than other sectors, leaving many workers without an opportunity to return to their job and/or industry in the near future. These sectors disproportionately employ women, people of color, and immigrants, and these jobseekers will need to connect to opportunities in different industries that may require new skills. Existing sector training and job placement focus may not fully address upcoming workforce development needs as the economic climate has dramatically shifted and will continue to do so.

Recommendation: To address the rapidly changing needs of San Francisco's workforce, especially those pivoting from the ACHE sectors, OEWD in partnership with other City departments that administer workforce programs, should provide jobseekers in-demand job training that connects directly to good paying sustainable career pathways with benefits:

- Create an overarching pandemic workforce plan in partnership with community, employers, and unions, similar to the California High Roads Training Partnership, to address San Francisco's specific community workforce needs and job market needs.
- Expand pre-apprenticeship training programs in construction and non-construction sectors.

- Create arts-focused employment and retraining programs that could include an "Arts Hub" online to connect ACHE sector works and organizations with job and training opportunities.
- Shift training programs to address skills needed for current, in-demand job opportunities, with attention to the quality of the jobs (living wage, benefits, and worker protections).
- Work with private industry to offer more paid training opportunities.
- Strategically deliver accessible training, allowing for both in-class learning that is safe for students and teachers, and online learning.
- Build out more union partnerships for training programs to provide baked in career pathways for well-paying jobs.
- Connect all new training programs to direct career opportunities upon program graduation, prioritizing the most marginalized.
- Target outreach and support services for disadvantaged communities to improve participation and completion of programs.
- Assess on an ongoing basis whether City employment programs are serving the current needs of San Francisco's employers and job seekers, particularly unemployed ACHE workers and vulnerable populations, and modify them as necessary to deliver culturally competent employment programs.

2.3 Strengthen implementation of the First Source Hiring policy

Issue: COVID-19 creates a job market that further disadvantages jobseekers with less experience in the job market and more barriers to employment, as over-qualified individuals compete for and fill jobs that might otherwise be available. Young people, age 16 to 24, who have had little time to acquire work experience will face long-term disadvantages due to the current job market.

Even before COVID-19, to redress the disadvantages immigrant, minority, female, disabled, young, and elderly workers face, the City enacted "First Source Hiring" and "Local Hire" legislation. Both of these ordinances required a preference be given to disadvantaged San Franciscans by businesses engaged with the City in different contexts. Local Hire legislation is specific to construction projects, and First Source largely focused on leases, contracts for goods or services, and conditional use zoning allowances. The two ordinances have significant differences in their requirements and implementation, leading to substantially different outcomes. For First Source obligated employers, as compared to Local Hire employers, there is a lower rate of hiring workforce system participants and less ability to capture and monitor hires and retention in employment over time.

The Board of Supervisors Budget and Legislative Analyst (BLA) has recently released a performance audit report on the City's workforce programs, including First Source Hiring and Local Hire. That document includes recommendations for improvements in the same space.

Recommendation: OEWD should work collaboratively to respond to the recommendations in the BLA's recent report, and as part of that effort, it should weave in the recommendations of the ERTF to improve First Source Hiring to ensure disadvantaged San Franciscans have access to job opportunities in San Francisco. Improvements should:

- Ensure that job opportunities are made available to disadvantaged San Franciscans
- Link graduates from training programs to relevant jobs in that field or industry
- More fully realize the potential outcomes from First Source Hiring

> **"As a small business owner, I try to make sure my employees feel safe. It's a very vulnerable and delicate situation. Even if you are an essential business, the staff still needs to feel safe."** ***Task Force member***



2.4 Expand subsidized employment and hiring program – JobsNOW! and arts-specific

Issue: Unemployment in San Francisco has increased by nearly 500% since February 2020. This financial strain is set to increase as Additional Pandemic Compensation for unemployment insurance benefits ended on July 31, some industries are slow to return to work, many businesses remain closed or at substantially reduced operations, and many workers are not yet connected to new job opportunities. Many of the individuals who are most impacted by the pandemic – minority, elderly, disabled, and low-income workers – are the same workers who held disproportionate unemployment rates prior to the COVID-19 pandemic.

To address the Great Recession, The Human Services Agency (HSA) launched the JobsNOW! subsidized employment program in 2009 as a Temporary Assistance for Needy Families (TANF) program component in the American Recovery & Reinvestment Act stimulus. The program aimed to assist local businesses, reduce unemployment, and put more dollars in to the economy. This program continues with TANF, state, and local funding. The program primarily serves individuals on CalWorks (TANF), General Assistance benefits, CalFresh (a program of the Supplemental Nutrition Assistance Program), public housing residents, foster youth, and justice-involved people.

Recommendation: HSA should expand the JobsNOW! subsidized employment program to have more lasting benefits for both workers and employers, create and advocate for employer incentives, and support more jobs.

The JobsNOW! expansion should:

- Provide more subsidized job opportunities
- Provide job opportunities with career pathways post-subsidized employment
- Encourage online application, enrollment, and job opportunities
- Lower barriers for small businesses and jobseekers to participate
- Extend outreach to unemployed people for greater awareness of job opportunities
- Focus on reaching communities that are the most vulnerable, especially those jobseekers with more than one marginalized identity
- Create/Advocate for local/state workforce employer tax credits

In addition to this JobsNOW! effort, OEWD, the Arts Commission, and the Office of the City Administrator (Grants for the Arts), should consider the needs of ACHE sector workers and work together to build a tailored employment program that stabilizes the creative economy, akin to the Creative Corps proposal submitted to the California Recovery Task Force.

3. Promote Safe Reopening



3.1 Provide clear, concise communication in multiple languages to diverse business sectors on reopening and recovery from COVID-19

Issue: Businesses, particularly small neighborhood businesses and nonprofits, need clear guidance and support from City government during this tumultuous time. Larger businesses and networks may have the in-house capacity to adapt business plans, apply for financial assistance, but even they need concise guidance from City government in today's rapidly evolving regulatory context.

Recommendation: A multi-pronged comprehensive communication campaign should be developed to provide clear, concise communication in multiple languages and to diverse business and nonprofit sectors on the following topics:

- Health and safety (how to keep employees and customers safe, required physical changes for health safety, etc.)
- City programs (like the use of outdoor space)
- City financial support (grants, loans, business tax deferrals, etc.)
- Connections to non-City government support (partnership opportunities, philanthropic opportunities)
- Connections to State and Federal financial assistance programs
- Technical support to guide small businesses through recovery processes
- Updates on economic and pandemic outlook, so that businesses can make projections

The COVID Command Center (CCC) should coordinate efforts from OEWD and departments that are involved in business permitting, regulation, inspections and grant-making and community partners with language and cultural capacity.



3.2 Remove barriers to obtaining PPE, testing, and tracing in low-income and communities of color

Issue: San Francisco's economy cannot recover from the COVID-19 crisis unless its residents can stay safe from infection. Adequate Personal Protective Equipment (PPE) and cleaning supplies are critical for keeping essential and frontline workers healthy. These supplies represent an on-going cost for businesses, nonprofits, and individuals, which can be burdensome when revenues and incomes have declined. In addition, supply chain issues mean that small businesses and individuals may have trouble accessing PPE at a reasonable cost.

Likewise, access to testing and tracing is critical to stopping the spread of COVID-19 and safely reopening the city. Testing that requires a doctor's note, an appointment, or travel to another neighborhood reduces accessibility for vulnerable populations and creates additional risk. Walk-up testing is especially in demand in Black/African American and Latino/a/x neighborhoods, including the Bayview, Fillmore, and Mission. People who have lost their jobs may have also lost their health insurance, making free testing even more important. Accessible testing is especially critical for essential and frontline workers, who are more likely to contract the disease and spread it to their households or colleagues. Contact tracing must be in language and culturally competent to be effective.

Recommendation: In order to ensure worker safety, easily accessible testing for people who must leave their home to work, and robust contact tracing in line with the City's equity priorities and California's recently released equity requirements for its tiered risk system, the COVID Command Center, in partnership with Public Health, should:

- Develop an overall strategy to reduce exposure and risk, including and especially for communities of color, to avoid a fragmented response.
- Continue to provide free or low-cost PPE to low-income individuals, community based-organizations, nonprofits, and small businesses.
- Continue to expand testing capacity, provide geographic equity, reduce wait times for appointments and results, and eliminate any barriers (testing should be free, available upon walk-up, and for asymptomatic people) through the joint effort of DPH, OEWD, the Human Rights Commission (HRC), Joint Information Center (JIC) Community Branch, and Neighborhood Emergency Response Team (NERT). This effort should build on the Mission Latino Task Force testing site to provide testing at trusted community organizations. Ideally testing should be made available close to worksites. As vaccines and/or treatments become available, ensure delivery sites for those are accessible and culturally responsive.
- Prepare and pre-train contact tracing resources so the City can nimbly flex up this work as needed if there is a surge in COVID-19 positive cases.
- Regionally coordinate contact tracing to prevent spread of COVID-19. Residents throughout the Bay Area commute to and from work from different counties.
- Expand essential worker ride home program to include transportation to testing sites.

3.3 Ensure safe work environments for all workers, especially low-income workers

Issue: The Centers for Disease Control and Prevention (CDC) describes "people at higher risk for severe illness" only along clinical parameters. This approach risks underinvestment in populations facing structural disparities in health outcomes that need greater resources in order to stay healthy.

DPH also identifies the following populations as higher risk for severe illness and death from COVID-19 due to structural inequities:

- Black/African American Community
- Latino/a/x Community
- Native Americans/Indigenous Community
- Pacific Islander Community
- Immigrants and undocumented people
- People with disabilities
- People experiencing homelessness

DPH identifies the following populations as higher risk because they experience conditions that facilitate the spread of infection of COVID-19:

- People living in high-density situations
- People with high-risk economic/work conditions
    - Essential workers who have extensive contact with the public (for example, food service workers)
    - People without paid sick leave and/or health insurance
    - Sex workers
    - Low-income people who must go out in public for resources frequently

BIPOC and low-income workers who have limited or no options to safely shelter-in-place creates risks for other members of their household, their workplaces and their communities. San Francisco must prioritize protection and safety for people with structural barriers to healthy outcomes. Without a safe work environment for the higher-risk populations listed above, COVID-19 will continue to spread and prevent San Francisco from recovering.

Recommendation: To reduce the COVID-19 infection rate amongst people who must work outside the home and their communities, the City should:

- Partner with community organizations to deliver PPE and educate business owners, nonprofit leaders, and workers on PPE, safety protocols, compliance, self-reporting, model sick leave policies, and what to do if you or your worker are exposed, feel symptoms, or test positive.
- Make sure COVID-19 response operations have strong site safety plans.

- Continue to fund the Right to Recover Program, which guarantees two weeks of paid wages to anyone who tests positive and doesn't have alternative access to income or benefits during their recovery period.
- Restore the High Risk Community Housing Program and provide culturally competent isolation housing to exposed low-income workers and in communities of color.

3.4 Support cleanliness, health, and safety in public spaces

Issue: Unclean streets impact our residents, visitors, and businesses, creating real and perceived concerns around safety, health, and comfort. With outdoor dining and shopping options being the safest avenues for businesses activity during this time, clean streets and public spaces are more important than ever. For San Francisco's businesses and institutions to survive, residents and visitors must feel safe returning to our neighborhoods, commercial centers, and public spaces.

Recommendation: To improve cleanliness of spaces, neighborhoods, residents and businesses, Public Works (PW), OEWD, the Recreation and Parks Department (RPD), the Department of Public Health (DPH), Community Benefit Districts (CBDs), community-based organizations (CBOs) providing cleaning services, and merchant organizations in all neighborhoods should collaborate to:

- Create a systematic and aligned public health and cleanliness approach to street conditions that integrates public and private services so that all parties work as one team.
- Develop a campaign in partnership with tourism, business, and arts organizations to highlight San Francisco's clean and safe streets throughout its diverse neighborhoods in order to restore feelings of safety with the goal of increasing foot traffic.

In order to improve poor street conditions in a lasting way that truly delivers greater public health and safety, the City must invest in tackling the root causes of those conditions: the twin challenges of behavioral health disorders and homelessness. For strategies related to mental health and substance use disorders, see Recommendation 7.3. For strategies related to housing people experiencing homelessness, see Recommendation 7.4.



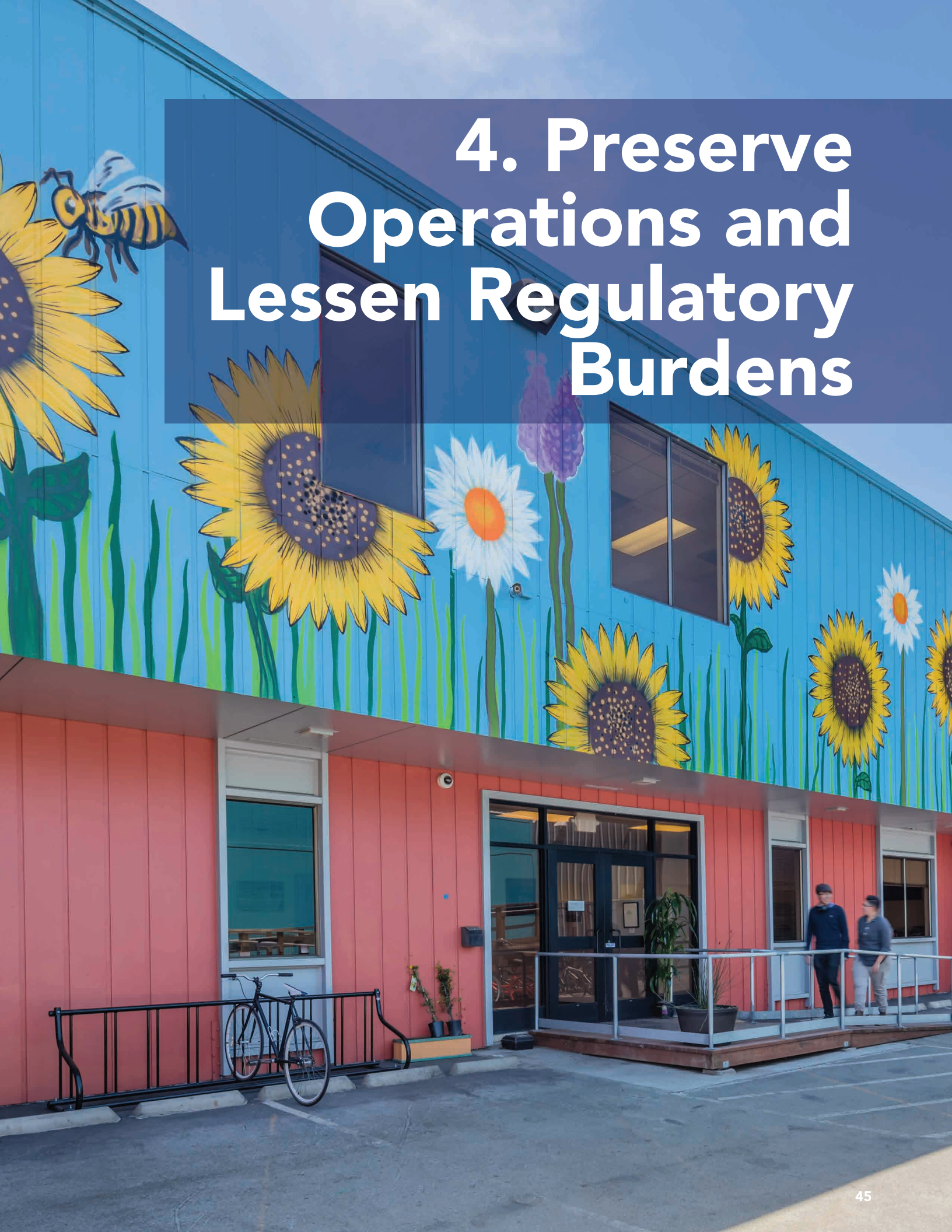

4. Preserve Operations and Lessen Regulatory Burdens

4.1 Extend, improve, and support the Shared Spaces Program

Issue: During COVID-19 many storefront businesses and restaurants are restricted from operating indoors or have customers who do not feel comfortable entering a storefront. Many businesses will rely on outdoor operations until indoor business is allowed by the government and is safe enough for the general public to feel comfortable. In a dense city like San Francisco, many businesses do not have access to private outdoor space, and in June 2020 the City created the Shared Spaces program. Shared Spaces makes public outdoor space like the sidewalk, parking lane, traffic lane, and other parks and plazas available for neighboring businesses to utilize for safe, socially distanced operations. There are no fees associated with a Shared Spaces permit. The addition of the Just Add Music (JAM) permit to the Shared Spaces Program, allows businesses to received permits for entertainment or amplified sound in an outdoor space. The goals of the program are to promote public health, help struggling businesses survive, and contribute to a vibrant street life on our commercial corridors.

The first few months of Shared Spaces have been a success, with over 1,600 total permit applications approved covering all supervisorial districts. However, the program has been unevenly adopted across San Francisco's neighborhoods.

Recommendation: The Shared Spaces team should improve the Shared Spaces program to make it more equitable, effective, and better poised to support the long-term economic recovery of San Francisco. City departments have already taken steps to further eliminate administrative or regulatory burdens of the program and have sufficiently simplified the application process. The Shared Spaces team should continue to seek ways to help businesses defray costs, and to support for artists and musicians to allow for more adaptive arts and entertainment uses. Further, the Shared Spaces program should be extended three years until December 31, 2023 so as to give businesses an incentive to make their spaces attractive, and give them certainty that the program will be a worthwhile investment.

The City should also promote the program's uptake in neighborhoods that have seen modest participation, such as the Excelsior, Bayview, and Visitacion Valley. To promote unimpeded accessibility in the pedestrian right-of-way, the City should encourage street closures and the use of parking spaces rather than sidewalks for Shared Spaces. The street closure process could be improved with a dedicated evaluation process, reevaluation of Shared Spaces staffing requirements, and accommodations for businesses with locations that make adjacent outdoor operation difficult or impossible. Shared Spaces also represents an opportunity to engage artists with communications, public art, design and construction of outdoor dining spaces, and/or temporary activation projects.

4.2 Repurpose public outdoor space

Issue: COVID-19 has shown the vulnerability of San Franciscans around food security and the need for local supply chains, especially for low-income communities. At the same time the highly contagious nature of the disease has created heightened demand for outdoor space as retrofitting indoor spaces for healthy airflow and occupation can be prohibitively expensive. It is important that the City maximize and optimize the use of public outdoor space in order to give more businesses and residents options to navigate and recover from this crisis. These outdoor spaces can be venues for diverse uses including arts and culture, recreation, business. In developing new uses for public open space, communities with little access to open space or lack of open space need to be considered.



Recommendation: City agencies including Planning, RPD, the Arts Commission and other asset-holding departments should reexamine the use of public outdoor space in San Francisco and facilitate any needed use changes to better support the City's goals of equity, resilience, environmental sustainability, and economic recovery.

4.3 Allow more flexible use of ground floor retail spaces

Issue: As of August 25, 2020, only 46% of San Francisco storefront businesses open at the start of the pandemic remained open, according to a survey from the San Francisco Chamber of Commerce. It is clear a significant number of retail businesses will not survive the pandemic, as partial and complete closures to protect public health reduce their in-person customer base and the preexisting challenges of e-commerce competition and regulatory complexity persist. San Francisco's commercial areas will need rapid and creative reactivation to attract customers, invigorate neighborhoods, and preserve San Francisco's standing as a global destination.

Recommendation: Planning should develop and propose a suite of changes to create flexibility for filling vacant ground floor retail spaces by allowing the broadest possible range of active uses, such as maker spaces, arts, culture, and community development programs and uses.

4.4 Rethink rules that restrict flexible/temporary arts, culture, hospitality and entertainment uses

Issue: San Francisco has a longstanding need for greater flexibility to support temporary activities inside storefronts and in public spaces. Challenges around permitting requirements, liquor licensing, and City-mandated costs imposed on temporary events can prevent existing business owners from adding pop-up events, food and drink, and arts performances to meet evolving consumer demands, and also obstruct entrepreneurs interested in activating underutilized or vacant space. In the context of the COVID-19 recovery, temporary activations will be an important means of boosting foot traffic, diversifying revenue streams, preventing displacement, and enabling community entrepreneurs, neighborhoods, and artists to showcase their creative enterprises. Current permitting and regulatory barriers make such activations challenging, especially the lengthy wait times for Conditional Use authorizations.

Recommendation: OEWD, the Arts Commission, and the Office of the City Administrator (Entertainment Commission), should conduct a comprehensive review of existing permitting and regulatory barriers that impact temporary arts and culture activations in public and private space. This review should include temporary use authorizations, amplified sound regulations, Police Code provisions, health permitting, zoning restrictions, liability insurance, liquor licensing rules, and other requirements that make temporarily activating space difficult and expensive. This effort should result in recommendations for legislative action and administrative change.

4.5 Provide advisory services for commercial landlords and tenants and explore other strategies to avoid foreclosures and evictions, particularly for ACHE sector assets

Issue: Many small businesses have had to close to comply with the shelter-in-place orders. These closures have resulted in no or low revenues for these small businesses while many of their fixed costs have remained the same. Even mortgage forbearance, eviction moratoriums, and rent deferrals may not prevent tenants from breaking leases or landlords from evicting tenants. In addition, landlords who manage their own properties may not have the resources for negotiation assistance, or they may need technical support. San Francisco's ACHE sectors especially have faced some of the most severe economic impact from the pandemic. Mandates restricting both the operation of businesses indoors and large congregations of people indoors, fundamental aspects of the ACHE sectors' operations, make it difficult for these entities to survive. The State has issued a an executive order allowing local jurisdictions to ban commercial evictions through March 2021 and San Francisco's commercial eviction moratorium currently expires November 2020, but attention is still needed to ensure that businesses can hang on once those protections expire. Meanwhile, the City should strive to help small and medium sized businesses with assistance that meets their needs in the short term.

Recommendation: To reduce permanent closures of small businesses, particularly businesses owned by or serving communities of color or disadvantaged populations, OEWD in collaboration with the Office of Small Business should provide landlords and tenants with supports such as advisory services from brokers or attorneys to help negotiate solutions that avoid foreclosures, evictions, and/or permanent closures. OEWD should pay attention particularly to struggling ACHE businesses, PDR business, and nonprofits and build on existing models such as the Nonprofit Sustainability Program, Loan Preparation Program, and the Legacy Business Program to help them survive. These efforts should prioritize businesses with protracted COVID-19 impacts and those that are led by BIPOC community members or serving those communities, and include extensive outreach to these communities.

4.6 Review employer mandates

Issue: San Francisco had a high cost of doing business before COVID-19, with many small businesses operating on slim margins. Since the pandemic, small businesses have come under significantly increased cost pressures due to reduced or no income during the shelter-in-place orders. The expenses of employer health care and other mandates have significant impacts on small businesses and nonprofits and may no longer be the best way to achieve San Francisco's health care policy goals.

Recommendation: The Board of Supervisors should explore reforming employer mandates while preserving local health care policy goals to ensure coverage and being mindful of the cost implications to local businesses.





5. Pursue Economic Justice

5.1 Invest in BIPOC and immigrant communities

Issue: Decades of structural discrimination in housing and employment has contributed to an intergenerational wealth gap between BIPOC and immigrant families and their white peers. These disparities have contributed to lower housing ownership rates, increased impacts from gentrification/displacement, and reduced employment opportunities. Before COVID-19, the Black/African American community was hardest hit by the Great Recession and the foreclosure crisis that came with it. In addition, BIPOC communities and immigrants are more likely to be working in industries decimated by COVID-19 or in jobs that cannot be done at home.

Another major factor affecting the wealth of Black/African American and immigrant communities especially is policing. Black/African American people have been subject to disproportionate arrests, use-of-force, and incarceration, and immigrant communities have faced targeted attacks from the Trump Administration. While there are numerous local programs that support Black/African American and immigrant populations, there is not an overarching systemic effort to reduce the wealth gap

Recommendation: HRC should coordinate and lead a program of reparative community investment that builds on current plans to redirect funds from the Police Department budget to address disparities in San Francisco's Black/African American communities. Understanding there is an existing HRC-led community process in place to program the $120 million reallocated from the Police Department in the current budget, the Task Force recommends investments targeted to Black/African American and immigrant communities in the following areas:

- Child care and early childhood education
- Expanded housing support to stay in San Francisco, including for transitional-age youth
- Mental health and behavioral health services
- Workforce development
- Subsidized employment and other income support, including arts and culture work
- Small business, commercial corridor, co-op, and entrepreneurship support
- Addressing the digital divide
- Expansion of financial services

In addition to these efforts, San Francisco should continue to prioritize programs and initiatives that address wealth disparities in communities of color and immigrant communities to foster an equitable recovery.

5.2 Ensure low-income school children have access to educational programming

Issue: To adapt to COVID-19, the San Francisco Unified School District (SFUSD) moved to distance learning in March and has started the school year in fall 2020 distanced as well. Existing racial and socioeconomic achievement gaps are expected to widen due to disparities in access to computers, home internet connections, the loss of direct instruction from teachers, and/or an inability to financially supplement SFUSD learning plans. Low-income parents are the most likely to report that their kids are doing little or no remote learning in San Francisco. The formation of "pandemic pods" amongst some families threatens to exacerbate this disparity. In response, DCYF will form Community Learning Hubs across the City to serve up to 6,000 SFUSD students with high risk of disengagement via distance learning.

Recommendation: With support from partners like RPD, Public Library, SFUSD, and CBOs, DCYF should make every effort to leverage Community Hubs to provide not just academic enrichment and technical support for up to 6,000 high-risk Learning Hub participants, but also services and supports to help bridge learning disparities. The City should seek resources to ensure the Hubs can mitigate learning loss for low-income students, students of color, and students with other challenges for distance learning at the desired level of service.

5.3 Reform fines and fees levied by San Francisco to reduce inequitable financial burdens on low-income people and communities of color

Issue: The imposition of fines and fees has a disproportionate impact on people with low-income and people from communities of color. Fines and fees can often snowball, turning a single missed payment into a lower credit score or a suspended driver's license.

While the Office of the Treasurer and Tax Collector (TTX) has done a lot of work over the last few years to reduce and eliminate these fees for those most vulnerable, there are still fines and fees that community groups and impacted individuals have identified as needing reforms.

Recommendation: City departments who levy fines and fees should pursue the following reforms to make them more equitable:

- Process Reforms
    - Conduct a biennial racial and economic equity review of all fines and fees through the Mayor's budget process.
    - Ease the administrative burden for departments to offer fine and fee discounts to low-income San Franciscans through use of HSA's income verification database.
    - Expand eligibility for existing fine and fee discounts.
    - Conduct outreach to ensure people know about fine and fee discounts available to them.

- Reform inequitable systems for lower-income people and communities of color
    - Reimagine our system of victim restitution to restore crime survivors and defendants in poverty.
    - Relieve the child support debt that low-income parents owe to the government.
- Transportation fines and fees
    - Ensure that ability to pay is not a barrier to riding transit.
    - Ensure that those who are vehicularly housed have access to services and opportunities for housing.
- Other Reforms
    - Reduce or eliminate onerous permit fees for sidewalk vendors and micro-entrepreneurs.
    - Decriminalize and reform quality of life citations that penalize people for their poverty.

5.4 Provide high-quality computers to vulnerable populations

Issue: Access to computers is more important than ever as many in-person services have moved online. San Franciscans need a computer to access applications for benefits, job opportunities, medical appointments, distance learning opportunities for children, and to prevent isolation for older adults. At the same time, shared computer labs normally available to public are not available for use.

The digital divide disproportionately impacts low-income residents, seniors, people with disabilities, and limited English proficiency. While the city currently has some efforts to distribute computers, current demand massively outstrips supply.

Recommendation: The Department of Technology (SFDT) and MOHCD (Office of Digital Equity) should develop a program to facilitate the donation of high-quality computers and related technology that local companies no longer need to be distributed to individuals in need. The program would develop a platform, standards, and distribution process for donated computers.

5.5 Bridge the digital divide with affordable connectivity and internet service

Issue: Just as San Franciscans need access to computers, they also need connectivity to the internet to weather and recover from the COVID-19 crisis. Numerous barriers exist that reinforce to create the digital divide, including affordability, digital literacy, and program accessibility. Many households that do not currently have broadband access would pursue access if provided with a price that was deemed as reasonable or feasible. As noted above, shared computer labs normally available to public are not available for use, and those without connectivity are disproportionately low-income residents, seniors, people with disabilities, and limited English proficiency.

Recommendation: SFDT should extend existing efforts to install fiber to very low, low, and moderate-income households at public housing and affordable housing locations. This would include dedicated annual funding to support the maximum feasible level of expansion on an annual basis. Related, SFPW and SFDT should consider ways to lower the cost of fiber installation, including streamlining the permit

process, to bring affordable connectivity to low-income households regardless of where they live in San Francisco.

Department of Homelessness and Supportive Housing (HSH) should expand existing efforts to deliver high-speed internet service at SROs.

San Francisco should advocate before the California Public Utilities Commission (CPUC) for the expansion of affordable internet service, including extending leniency programs with mobile carriers for low-income and other vulnerable residents who are unable to pay for their monthly service fee during the COVID-19 emergency. SFDT should also explore partnerships with internet service providers (ISPs) to build affordable internet options for more low-income and vulnerable communities.

5.6 Build technology capacity of new users, small businesses, and nonprofits

Issue: Many of San Francisco's most vulnerable residents lack basic digital literacy skills and require additional support to participate in digital society. Similarly, many small businesses and nonprofits need assistance to navigate unfamiliar technological waters as they seek to pivot their businesses models to survive reduced activity under safe reopening regulations. Without the ability to provide in-person support, alternative means are needed to support residents in finding services online and to support businesses and nonprofits in adjusting their operations.

Recommendation: MOHCD (Office of Digital Equity) should partner with digital literacy nonprofits to provide phone-based technology assistance for new technology users, small businesses, and nonprofits citywide.





6. Invest in Housing

6.1 Expand and stabilize affordable housing funding

Issue: Despite significant investments in production of new affordable housing, preservation of existing housing, and assistance and services for cost burdened renters, vulnerable renters, and those experiencing homelessness, San Francisco historically has not had sufficient funding to meet the affordable housing needs of residents. Revenue losses to the City may exacerbate this dynamic. Some affordable housing funding has come from time-limited sources that may not be renewed in the future.

As the traditional funding sources decrease, the City will need to explore new sources of funding that are stable, not time limited, and can be used to meet housing needs now and in the future.

Recommendation: MOHCD and HSH should expand the affordable housing funding agenda focused on advocating for increased federal recovery aid for housing, such as a revamped federal Neighborhood Stabilization Program. Following this, policymakers should work to identify additional ways to expand funding for affordable housing through taxes, fees, or other new sources.

6.2 Preserve and stabilize affordable multifamily rental housing and support small property owners

Issue: As COVID-19 has disrupted the economy, many tenants have been unable to pay rent due to loss of work, and some have chosen to relocate. Concurrently, some property owners have experienced a drop in revenue. Temporary measures have shielded tenants and property owners through eviction moratoriums and debt restructuring programs; however, more tenants face possible eviction from non-payment of rent. If debt forbearance ends, owners of multifamily rental properties could face foreclosure or increased financial pressure to sell to investors.

Recommendation: San Francisco should continue to pursue and expand investment in preservation, acquisitions, and stabilization loans for multifamily rental housing to help prevent a wave of eviction, displacement, and speculative property sales in vulnerable communities:

- Expand nonprofit acquisition of multifamily, rent-controlled properties, including single room occupancy (SRO) properties, that are occupied by lower income renters and preserve them as permanently affordable housing.
- Provide forgivable loans to small property owners of rent-controlled properties in exchange for rent forgiveness, focusing on owners of properties with 5 or fewer units who are facing loss of rent revenue and facing foreclosure or other financial challenges.

6.3 Support construction of small multifamily buildings

Issue: Housing unaffordability is one of San Francisco's greatest challenges. Continuing to pursue the City's housing goals calling for the construction of 5,000 new units of housing each year with at least one-third being affordable (a target that was difficult to achieve prior to COVID-19) will help more vulnerable residents stay in San Francisco. Most housing today is built in larger projects of over 50 units, on larger sites, by larger companies (often national and multinational), and typically funded by large banks and institutional investors. The COVID-19 economic crisis could mean that these large projects will stall due to a lack of available investment.

Recommendation: The Planning Department (Planning) should work with stakeholders to offset the projected reduction in large scale multi-family construction investment. The City should institute policy changes that encourage the development and construction of missing middle housing using alternative financing sources. These may include changes to zoning and the development process to allow for more multifamily construction in low density areas.

6.4 Streamline the housing entitlement process to incentivize affordable projects

Issue: Stabilizing housing costs in the long term will require increasing housing supply through consistent production of market rate and affordable housing. Advancing housing construction to increase housing affordability is one of San Francisco's top priorities, as shown through recent Executive Directives for departments to work collaboratively towards faster approvals for housing development projects (2017) and to accelerate the creation of Accessory Dwelling Units and clear the backlog of pending applications (2018), as well as the $600 million 2019 Affordable Housing general obligation bond. Existing efforts, including SB 35 and the State Density Bonus law have already helped streamline approximately 2,000 units in 100% affordable projects.

Even more process improvements will be needed in order for housing construction to recover. In San Francisco, nearly all entitlements are discretionary, meaning they could be denied or be subject to conditions by the Planning Commission even when they comply with zoning and require no special waiver or accommodation. As a result, entitlement can be a lengthy process with uncertain outcomes for developers. The time and risk involved in entitlement force housing developers to demand higher returns on investment, rendering certain projects financially infeasible and reducing the number of projects that are built, especially in economically challenging times such as the current period.

Recommendation: Planning should change the entitlement process to incentivize projects that are more likely to be affordable, especially ones that would deliver substantial numbers of new units:

- Adopt administrative review for qualifying projects that adhere to the zoning code, removing discretionary approvals for projects that are 100% affordable or for projects that exceed inclusionary housing requirements by 15%. This could also apply to HOME-SF (San Francisco's local density bonus program) projects.
- Adopt entitlement changes to support small multifamily projects of 4-10 units, which are often built by small local developers and have smaller profit margins.

- Refocus demolition restrictions more specifically on multifamily rental housing with regulatory restrictions such as rent control.
- Make it easier to transform a single-family home site as multifamily housing with 4 or more units when the existing home does not serve lower-income renters.



7. Meet the Basic Needs of the Vulnerable

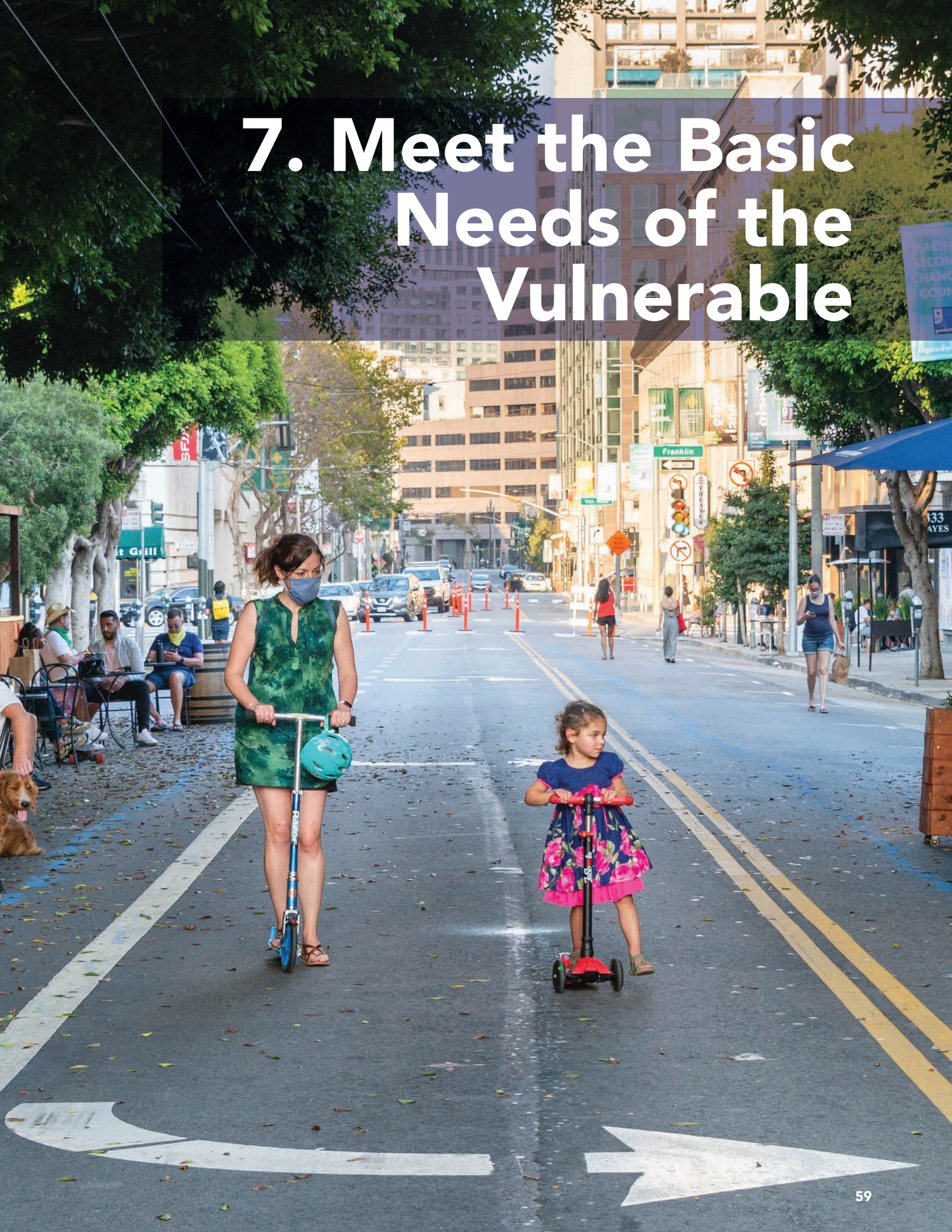

7.1 Ensure adequate housing for family violence survivors and increase awareness of family violence issues during COVID-19

Issue: Social isolation, more time at home, decreased connections with teachers and service providers, and general stress and trauma have increased the likelihood of family violence in San Francisco during COVID-19. Amongst known victims, family violence (child abuse, domestic violence, and elder abuse) disproportionately impacts Black/African American and Latino/a/x communities, the elderly, and people with disabilities in San Francisco. Social distancing requirements mean there is less space in shelters even though the need is greater.

Recommendation: HSA should work with the Department on the Status of Women (DOSW) to ensure there is enough housing available for family violence survivors. This effort could include the use of COVID-19 hotel rooms or other types of emergency housing options, such as vouchers. Placements should include other supports such as mental health and legal support.

The City should also increase awareness of family violence issues during COVID-19 among providers. For example, DCYF should ensure nonprofit providers at Community Learning Hubs are informed about signs of family violence and can help connect children, youth, and their families experiencing issues to resources. For strategies related to increasing mental health services, see Recommendation 7.3.

7.2 Ensure all San Franciscans have adequate access to healthy food

Issue: Job losses have left individuals and families in San Francisco without resources to buy enough food. School closures have meant that children who normally receive meals at school instead eat at home. Over 29,000 children in San Francisco receive free or reduced-price meals at school (about half of all public school students). In addition, older adults and medically vulnerable people may need to self-isolate, making accessing food safely a challenge. Reduced public transit also makes getting groceries for seniors and disabled people more challenging. Grocery delivery services cost extra and may not be an option for low-income households. Congregate meal sites throughout the city have closed due to health orders requiring those most vulnerable to shelter-in-place. At the same time, restaurants face reduced demand and service restrictions while trying to stay afloat.

Recommendation: HSA should expand funding and maximize enrollment in existing programs that ensure vulnerable populations, including children, older adults, and medically vulnerable people, do not experience hunger or have to make the choice between groceries and other basic necessities. To improve local food security, the City should:

- Support expansion of existing feeding programs for older adults and adults with disabilities, including the Essential Trip Card.
- Fund programs that support food security for San Franciscans who do not qualify federally-funded food assistance programs because of their income, immigration status, or other reasons.
- Continue to advocate at the federal and state level for additional benefits, waivers and increased administrative funding.
- Use technology to ensure clients can successfully access and retain benefits using remote online/phone channels.

- Consider a new CalFresh media campaign targeted to underserved communities and increased outreach to seniors.
- Develop corporate partnerships to increase CalFresh purchasing power.
- Explore strategies to support a larger vision of seamlessly connecting San Franciscans to all public benefits to which they are eligible, especially programs that enhance food security.

The State of California has implemented the Great Plates Program to route assistance funds for meals support to local businesses to help meet multiple needs simultaneously. As of now, that program is set to expire on October 9. If it is not extended, the City should consider ways to support a similar effort, potentially through endorsement of existing grassroots channels.

7.3 Expand mental health and substance use disorder services

Issue: As a result of both the COVID-19 pandemic and the measures put in place to slow the spread of the virus, mental and behavioral health stressors have increased, especially for youth, SRO residents, and people experiencing homelessness. These stressors include increased social isolation, financial strain, the possibility of additional time spent in abusive home situations, decreased ability for connection with providers who may have been able to help intervene, and general stress and trauma associated with the pandemic itself.

As the City rises to meet these emerging mental health challenges, the City must also recommit to the significant and persistent mental health and substance abuse challenges for people experiencing homelessness. COVID-19 has led to an increase in homelessness in San Francisco due to limited shelter capacity for social distancing, the inability to stay with family or friends due to social distancing, and the economic crisis. As public health guidance requires that more business is conducted on the street and public spaces, there is a renewed need to ensure a safe environment for everyone and provide critical services to those in need. Though there are numerous agencies and organizations providing field-based services in San Francisco, there are shortages of specific services on the street.

Recommendation: To make more meaningful connections to mental health and substance use disorder services for people experiencing homelessness, youth and transitional age youth, older adults and adults with disabilities, DPH should work with partner agencies to:

- For children and youth, connect and expand existing efforts by building the capacity of teachers and providers and ensuring that behavioral health supports are available both virtually and where programming is occurring.
- For children, youth and their families, and older adults and adults with disabilities experiencing mental health issues as a result of COVID-19, connect them with culturally appropriate and accessible resources.
- Create a systematic and aligned public health approach to street conditions.
- Provide additional field-based behavioral health services for people experiencing homelessness. Street-based mental health and substance use services could offer a low-barrier, adaptive form of treatment that not only provides a much-needed service but acts as a doorway to the system for people who are disconnected.

- Provide additional safe spaces to build trust such as a managed alcohol program, drop-in respite, day programs, or other low-barrier programs offer the opportunity to build trust with clients and offer them a safe place to be.

For strategies related to improving cleanliness of spaces, neighborhoods, residents and businesses, see Recommendation 3.4. For strategies related to housing people experiencing homelessness, see Recommendation 7.4. For strategies related to family violence, see Recommendation 7.1.

7.4 Acquire hotels and other buildings to be converted into permanent supportive housing for people experiencing homelessness

Issue: Though San Francisco leads the nation in the provision of Permanent Supportive Housing (PSH), there will always be greater demand than supply of housing assistance for people experiencing homelessness. COVID-19 has only exacerbated this trend, with shelters at limited capacity as they follow public health guidelines. While no formal count has been performed since the pandemic began, current street conditions point to a growing need for housing for people experiencing homelessness in San Francisco.

People experiencing homelessness are uniquely vulnerable to COVID-19 due to a lack of access to sanitation among other factors. This group sees an overrepresentation of Black/African American and LQBTQI individuals and persons with disabilities, some of our most vulnerable populations that need increased support.

Recommendation: HSH should increase the rate of building acquisitions (such as hotels and other buildings) for conversion to PSH units and pay attention to the accessibility of the units acquired. This could be facilitated through awards from the state's Homekey Grant Program and/or dispensation of one-time capital funds for acquisition and improvement of homeless service sites using funds from sources such as the recently unlocked Proposition C Our City, Our Home measure and future bond measures.



7.5 Prevent renter evictions and displacement

Issue: Housing in San Francisco is predominately composed of tenant renters, many of whom were rent burdened even before the impacts of the COVID-19 pandemic. With the current economic crisis, a higher proportion of residents will likely pay more than half their income on rent or resort to inadequate housing.

San Francisco, like many jurisdictions, is facing a looming wave of increased evictions and homelessness as emergency orders around unemployment benefits and eviction moratoriums expire. Currently, these stop-gap provisions push the date of any court proceedings related to evictions into the future but do not nullify them completely. There will be a high demand for eviction prevention services for San Francisco's residents as these provisions either sunset or are repealed.

Recommendation: MOHCD should scale up and expand San Francisco's community-based eviction prevention services to meet the scale of the need by working with our community partners to:

- Provide high-quality legal representation to tenants facing eviction that results in tenants staying in their home.
- Provide tenant counseling, education and outreach (including media campaigns) on their rights and responsibilities before and during the eviction notice stage.
- Intervene early in tenant-landlord disputes, so that these cases also do not end up in court.
- Provide rental assistance to resolve disputes.

8. Imagine and Build Stronger Neighborhoods



8.1 Plan collaboratively for San Francisco's resilient future and related investments

Issue: COVID-19 has spotlighted the need for a strong, clear vision for San Francisco's future. The City regularly delivers a Five-Year Financial Plan to layout planned investment strategies across public sources. In addition to this central financial planning document, various City departments and initiatives have developed or will soon complete targeted planning documents that point to a more resilient San Francisco. These include the 10-Year Capital Plan, the MTA's 20-Year Capital Plan, ConnectSF, updates to the Public Safety and Housing elements of the General Plan, the Hazards and Climate Resilience Plan, the Waterfront Plan, the Climate Action Plan, the Digital Equity Strategy, neighborhood Area Plans, and others. Transformative projects like the Embarcadero Seawall Program, the Muni F-train loop, largescale affordable housing construction, and citywide seismic and climate risk mitigation programs will help San Francisco build resilience to the city's most pressing hazards. It will require concerted effort to bring these plans together and use them to fuel expedient, coordinated investment.

Recommendation: The Mayor's Budget Office should update the Five-Year Financial Plan to in light of the COVID-19 crisis to reflect planned investments. Further, the City Administrator's Office (Resilience and Capital Planning) should work with the City's asset-owning departments, the Department of the Environment, the Mayor's Office of Housing and Community Development, and the Planning Department to articulate a program of public investment that can deliver priority resilience enhancement projects. The City's Capital Plan can hold the fiscal planning information for capital and should reflect how San Francisco has incorporated resilience planning into its anticipated infrastructure investments for the next 10 years.

8.2 Catalyze neighborhood recovery through the arts

Issue: Throughout the City, restaurants, museums, hotels, night clubs and retail stores are shuttered. Neighborhood commercial corridors are quiet. People who worked at these establishments are out of work. The arts sector can play a powerful role in centering communities of color and those who have been marginalized and excluded to create a more equitable future in our city.

Recommendation: For our commercial districts to re-open and become active destinations for residents and tourists, OEWD, the Arts Commission, Office of the City Administrator (Grants for the Arts), and Mayor's Office of Housing and Community Development (MOHCD) should work in partnership with the community to develop thoughtful and inclusive economic and activation plans that draw upon neighborhood assets. ACHE businesses and organizations can be invited to develop neighborhood-specific (culturally-specific, language-inclusive) campaigns and event production (when safe) to reinvigorate community spaces and community cohesion. Resources and assistance should be prioritized towards historically marginalized neighborhoods and people who have not benefitted from past economic growth.

8.3 Identify new revenue sources and support grant applications for arts, culture, hospitality, and entertainment funding

Issue: San Francisco's entertainment venues, arts nonprofit organizations, galleries, studios, restaurants, and hospitality establishments are in danger of long-term or permanent closure. Workers, organizations, and businesses in the ACHE sectors need financial support now and potentially through next year to prevent permanent closure and displacement.

Recommendation: To protect existing arts, culture, hospitality and entertainment assets the Arts Commission, the Office of the City Administrator (Grants for the Arts), OEWD, and MOHCD should actively engage philanthropy and the private sector to support the ACHE sector and leverage projects to bring together multiple funding streams where match is needed. In addition, these departments should increase access to City ACHE funding by reducing barriers in existing application processes and provide technical support for the ACHE sector to apply for relevant state and federal grants.

8.4 Appoint more arts, culture, hospitality, and entertainment sector representatives to advisory groups, and policy bodies

Issue: Artists and arts businesses and organizations have been among the hardest hit as a result of the COVID-19 pandemic, and the arts are essential to the economic, social, political, and cultural life of San Francisco. Artists and arts organizations are uniquely positioned to help create the conditions – public trust, social cohesion and connection, access to learning and engagement in new ways – that will be needed for economic recovery.

Recommendation: In order to rebuild a more equitable San Francisco, the Mayor, Board of Supervisors, City Administrator, and City departments (particularly the SFAC, Planning, OEWD, and MOHCD) should appoint more ACHE representatives to commissions, advisory committees, and other decision-making and policy bodies. In addition, embed ACHE experts into City departments and policy-development teams as either staff members or consultants.

Policy Recommendations Summary Table

The table below summarizes the Task Force recommendations and names a lead City department and timeframe for future implementation. Many of these recommendations would require interagency collaboration; the lead department here assigned shows the one most likely to be responsible for coordination. The timeframes are categorized at a high level: as short term and/or longer term duration as long as funding is available and allocated. Short term recommendations can likely be implemented within a year from when budget resources are appropriated and staff direction given. Longer term recommendations require more coordination and/or legislative or other policy changes, which typically take more than one year, or they require more money than can be reasonably expected in the short term.

Regarding implementation, some recommendations involve expanding or modifying existing programs while others will require new efforts, all subject to available resources. It is expected that departments leading implementation will need to engage with impacted populations to understand barriers, burdens, and opportunities to build on existing community assets. In their policy work groups, the Task Force members and staff noted the importance of meaningful community engagement.

An equity lens was used during recommendation development, which should be revisited and operationalized to achieve equitable outcomes. As a core principle of equity, communities and individuals should help design and inform the policies and programs that impact their lives.

Policy Recommendations Summary

Policy Recommendations	Dept Lead	Timeframe
1. Local Economic Stimulus		
1.1 Invest in public infrastructure and support major projects	ADM	Short and longer term
1.2 Redesign building permit process	DBI	Longer term
1.3 Defer impact fee payments	Planning	Short term
1.4 Strenghten Local Business Enterprise (LBE) program	ADM	Short term
1.5 Promote reactivation and consider adaptive reuse buildings	Planning	Longer term
1.6 Advocate for federal and state funding	MYR	Short and longer term
1.7 Partner with business and philanthropic communities	MYR	Short and longer term
1.8 Create accessible, affordable child care system	OECE	Longer term
2. Job Connections		
2.1 Centralize City workforce development programs	OEWD	Short term
2.2 Provide culturally competent, accessible job training	OEWD	Short term
2.3 Strengthen implementation of First Source Hiring	ADM	Longer term
2.4 Expand subsidized employment and hiring	HSA, OEWD	Short term

3. Promote Safe Reopening		
3.1 Provide clear, concise, in-language communications	OEWD	Short term
3.2 Remove barriers to PPE, testing, and tracing	JIC	Short term
3.3 Ensure safe work environments for all	DPH	Short term
3.4 Support cleanliness, health, and safety in public space (see also recommendations 7.3 and 7.4)	Various	Short and longer term
4. Preserve Operations and Lessen Regulatory Burdens		
4.1 Extend Shared Spaces Program	OEWD	Short term
4.2 Repurpose public outdoor space	Varies	Longer term
4.3 Allow more flexible use of ground floor retail	Planning	Longer term
4.4 Rethink rules that restrict flexible/temporary uses	OEWD	Short and longer term
4.5 Provide advisory services and other supports to avoid evictions and foreclosures	OEWD	Short term
4.6 Review employer mandates	BOS	Longer term
5. Pursue Economic Justice		
5.1 Invest in BIPOC communities	HRC	Short and longer term
5.2 Ensure access to educational programming	DCYF	Short term
5.3 Reform fines and fees levied by the City	TTX	Short term
5.4 Provide high-quality computers to vulnerable populations	MOHCD	Short term
5.5 Provide affordable connectivity and internet service	SFDT	Short and longer term
5.6 Build technology capacity	MOHCD	Short term

6. Invest in Housing		
6.1 Expand and stabilize affordable housing funding	MOHCD	Longer term
6.2 Ensure sufficient affordable multifamily rental housing and support small property owners	MOHCD	Short and longer term
6.3 Support construction of small multifamily buildings	Planning	Short term
6.4 Streamline the housing entitlement process	Planning	Longer term
7. Meet the Basic Needs of the Vulnerable		
7.1 Ensure adequate housing for family violence survivors and increase awareness	HSA	Short term
7.2 Ensure all San Franciscans have adequate access to food	HSA	Short and longer term
7.3 Expand mental health and substance use disorder services	DPH	Longer term
7.4 Acquire sites for permanent supportive housing and ensure accessibility	HSH	Short and longer term
7.5 Prevent renter evictions and displacement	MOHCD	Short term
8. Imagine and Build Stronger Neighborhoods		
8.1 Plan for San Francisco's resilient future	Planning, ADM	Short and longer term
8.2 Catalyze neighborhood recovery through the arts	OEWD	Short and longer term
8.3 Identify new arts revenue sources and support grants	SFAC, ADM	Short and longer term
8.4 Appoint more ACHE sector representatives to advisory groups and policy bodies	Varies	Longer term

Additional Policy Ideas

The 41 strategies listed above in the report reflect ideas that heard in the policy groups, inflected by the Task Force's community engagement and listening, feedback from ERTF members, and insights from the Co-Chairs. There were additional ideas raised by Task Force members outside of the Policy Groups' prioritization processes, either in Policy Group discussions or in feedback on the draft report. Acknowledging the extraordinarily challenging road to recovery ahead, those ideas are documented below for future exploration. As the COVID-19 pandemic continues to evolve over time, some of the ideas listed here may become higher priority. At such a time, further research and analysis can be conducted to flesh out these policy ideas.

- Through the City's existing transportation recovery efforts, prioritize the importance of transportation to bring back suspended Muni lines as soon as safely and fiscally possible, and support transportation and taxi workers in recovery.
- Extend existing entitlements by three years to increase feasibility of currently planned projects.
- As public health interests allow, make Moscone Center competitive during recovery by exploring financial incentives to reduce rental fees and food and beverage costs for newly booked groups.
- Renew the Tourism Improvement District and explore the feasibility of an increase to the assessment to create an incentive fund for future business at Moscone.
- Consider offering reduced/free parking for a limited time to help encourage regional visitors to San Francisco.
- Build a domestic aviation development and marketing effort at SFO and to continue and expand the International Air Carrier Incentive Program.
- Explore a citywide fiber network to ensure that businesses and residents have the modern connectivity needed to participate in the economy of the future.
- Invest in worker cooperatives, incubators, and entrepreneurship funds, keeping in mind not everyone has ready access to commercial space.
- Create a debt cancellation fund.
- Consider ways to secure access to affordable, broadly available COVID rapid tests that can be self-administered.
- Support community-building with community center programs and drop-in hours.
- Expand eligibility for HealthySF.
- Develop and implement a Wellness Recovery Plan.
- Prioritize affordable housing lottery spots for those most affected by COVID-19.
- Provide deeper affordability in new housing developments.
- Offer safe sleeping sites for people experiencing homelessness.
- Land bank development sites for future affordable housing development.
- Support modular housing and further evaluate the possibility of building a modular factory in San Francisco.
- Better understand why some vulnerable persons refuse services through a survey.
- Support policies that create or retain space for ACHE enterprises in new real estate developments.
- Match architects, interior designers, and landscape designers with businesses that need to reconfigure space for safe operations.

Looking Ahead

The San Francisco Economic Recovery Task Force convened over 100 leaders and community representatives from across the city to guide recovery efforts during the COVID-19 health crisis. Community input from surveys, focus groups, interviews, and public meetings was also sought throughout the process. The Task Force called for San Francisco to support existing businesses, workers, and jobseekers; address the basic and financial needs of the most vulnerable; and ensure San Francisco's residential, commercial, and public spaces can serve the uses needed in recovery.

The COVID-19 crisis presents an opportunity to rebuild San Francisco's economy and address many of the inequalities that San Francisco faced before COVID-19, particularly with regard to investment, wealth-building, and service delivery. Given the profound and long-lasting impact of the COVID-19 crisis, economic recovery—and recovery broadly speaking—will be the work of San Francisco's government, businesses, nonprofits, communities, and residents for the foreseeable future. The recommendations here published will inform that work and help set San Francisco on a course for an equitable and holistic recovery.

From the outset of the Task Force, it was clear that recovery from this crisis would demand new ways of thinking about the local economy, civic spaces, job creation and business development programs, urban planning, and public-private partnerships. Even from the beginning of the Task Force to the publication of this report, how San Francisco is dealing with the pandemic has adjusted focus several times, oscillating between nodes of crisis response and recovery groundwork, all while adapting to a frequently changing regulatory environment and keeping attention on the most vulnerable. Until the pandemic itself has a long-term solution, these dynamics in economic recovery planning will likely continue.

The work of economic recovery will be ongoing. There are challenges to come for which new, additional strategies will be needed, to make it as easy and fast as possible to bring back and start new businesses to revive the city's commercial corridors post-pandemic, for example. Though the post-COVID future has yet to come into focus, San Francisco's principles and values will surely inform the visioning, response, and recovery work ahead. The City and its partners will draw from this report, community engagement, and the work of parallel bodies addressing homelessness, child care, essential government services, and mobility. These efforts will complement ongoing resilience planning recently completed or underway—the greenhouse gas reduction targets of the Climate Action Plan and the all-hazards mitigation strategies of the Hazards and Climate Resilience Plan, the construction program laid out in the 10-Year Capital Plan and MTA's 20-Year Capital Plan, and the service delivery improvements of the Racial Equity Plan—to build a path towards a sustainable, resilient, and equitable future for San Francisco's workers, businesses, and residents.

Glossary

ADM	Office of the City Administrator
ACHE	Arts, Culture, Hospitality, and Entertainment
BIPOC	Black, Indigenous, and People of Color
CBD	Community Benefit District
CBO	Community Based Organization
CDC	Centers for Disease Control and Prevention
CPUC	California Public Utilities Commission
COVID-19	Novel Coronavirus Pandemic
DBI	Department of Building Inspection
DCYF	Department of Children, Youth and Their Families
DPH	Department of Public Health
HRC	Human Rights Commission
HSA	Human Services Agency
HSH	Department of Homelessness and Supportive Housing
ISPs	Internet Service Providers
JIC	Joint Information Center
LBE	Local Business Enterprise
LQBTQI	Lesbian, Gay, Bisexual, Transgender, Queer, Questioning, and Intersex
MOHCD	Mayor's Office of Housing and Community Development
NERT	Neighborhood Emergency Response Team
OECE	Office of Early Care and Education
OEWD	Office of Economic and Workforce Development
Planning	Planning Department
PSH	Permanent Supportive Housing
PPE	Personal Protective Equipment
PW	San Francisco Public Works
RPD	Recreation and Parks Department
SFDT	Department of Technology
SFPUC	San Francisco Public Utilities Commission
SFUSD	San Francisco Unified School District
SRO	Single Room Occupancy
TTX	Treasurer and Tax Collector




SEAL OF THE CITY AND COUNTY OF SAN FRANCISCO
ORO EN PAZ
EN GUERRA
FIERRO

City and County of San Francisco
San Francisco Public Works - Bureau of Street Use and Mapping
49 South Van Ness Ave, Suite 300 - San Francisco, CA 94103
sfpublicworks.org - tel (628) 271-2000

RECEIVED
BOARD OF SUPERVISORS
SAN FRANCISCO
2020 OCT -6 AM 11:38
BY

Notice of Intent for a Mobile Food Facility
Permit # 20MFF-00006

This Notice of Intent is given pursuant to DPW Code Article 5.8 and DPW Order No. 182,101, approved. The Director of Public Works has received a request to occupy a portion of the public right-of-way for the purpose of operating a Mobile Food Facility. Mobile Food Facilities encourage the use and vitality of San Francisco's neighborhoods. The vitality of our streetscapes directly benefits the economic activity for all commercial interests in San Francisco.

THE APPLICANT Treats by the Bay LLC HAS REQUESTED A PERMIT TO OPERATE A MOBILE FOOD FACILITY IN THE PUBLIC RIGHT- OF-WAY AT:

Items to be sold:

Location and Food	Day Of Week	Start time	End time
2029 MARKET ST	Sunday	6AM	8PM
On the south side of Market St, approximately 162 feet southwest of Market St and Dolores St intersection -- Donuts, Soft Serve Ice Cream, Coffee, Sandwiches, Drinks			
2029 MARKET ST	Friday	6AM	8PM
On the south side of Market St, approximately 162 feet southwest of Market St and Dolores St intersection -- Donuts, Soft Serve Ice Cream, Coffee, Sandwiches, Drinks			
2029 MARKET ST	Saturday	6AM	8PM
On the south side of Market St, approximately 162 feet southwest of Market St and Dolores St intersection -- Donuts, Soft Serve Ice Cream, Coffee, Sandwiches, Drinks			

Treats by the Bay LLC Telephone #: 510-320-6375

Plan Checkers Initials: NP

For more information please call the Bureau of Street-Use and Mapping at (628) 271-2000.

Notice of Intent Date: 10/2/2020

Final day for a public protest: 11/1/2020

Any interested party may request additional information, submit letters of support or objection online at http://bsm.sfdpw.org. Click on "Comment on Permit" and enter "20MFF-00006" . Written letters may be submitted by mail directly to Department of Public Works, Bureau of Street-Use & Mapping, 49 South Van Ness Avenue, Suite 300, San Francisco, CA 94103, Attention: Mobile Food. All comments and envelopes must be received or postmarked no later than 5PM on 11/1/2020.

From:	Board of Supervisors, (BOS)
To:	BOS-Supervisors
Subject:	FW: OCME Overdose Report for January-August 2020
Date:	Friday, October 9, 2020 2:35:00 PM
Attachments:	2020 09_OCME Overdose Report.pdf

From: Toxicology (ADM) <toxicology@sfgov.org>
Sent: Friday, October 9, 2020 12:55 PM
To: Board of Supervisors, (BOS) <board.of.supervisors@sfgov.org>; Kittler, Sophia (MYR) <sophia.kittler@sfgov.org>; Colfax, Grant (DPH) <grant.colfax@sfdph.org>
Cc: Quetone, Tal (ADM) <tal.quetone@sfgov.org>; Haney, Matt (BOS) <matt.haney@sfgov.org>; RivamonteMesa, Abigail (BOS) <abigail.rivamontemesa@sfgov.org>
Subject: OCME Overdose Report for January-August 2020

Dear Mayor Breed, President Yee and Dr. Colfax,

Please find attached is a copy of the OCME Overdose Report for January-August 2020. The report includes a summary for the last eight months as well as a separate report for each individual month.

Sincerely,

****

Office of the Chief Medical Examiner
City and County of San Francisco
1 Newhall Street
San Francisco, California 94124

Tel: (415) 641-3688

OFFICE OF THE
CHIEF MEDICAL EXAMINER

London N. Breed, Mayor

VIA EMAIL ONLY

October 9, 2020

Report on Accidental Overdose Deaths - January to August, 2020

Dear Mayor Breed, President Yee and Dr. Colfax,

The enclosed report provides preliminary data of accidental overdose deaths in San Francisco within the first eight months of 2020. We trust this report adheres to the mandate and spirit of providing timely information for drug harm strategies. These results are strictly preliminary as of testing to September 25, 2020, and are subject to change as the OCME finalizes the manner and cause of each death.

Pertinent for accurate use of this report is to understand the source of the data and its subsequent process of summarization. Decedent demographic and case information was obtained from the OCME case management system. Additionally, specific details from investigator narratives, forensic toxicology results and, where available, preliminary autopsy findings, were utilized. Collected demographic information included race, gender, age, fixed address status, zip code of residence, and zip code of death location.

Due to their significance in accidental overdose deaths, the reported drugs of interest were specific to fentanyl, heroin, medicinal opioids, methamphetamine and cocaine. Their detection in blood was captured to best determine their relevance in each respective case. Medicinal opioid positive cases required the presence of morphine, hydromorphone, oxymorphone, codeine, hydrocodone, oxycodone, buprenorphine, tramadol, and/or methadone. Heroin determination was more closely evaluated, requiring the presence of specific heroin markers in blood or urine, expected morphine to codeine ratios, and/or case details consistent with heroin use.

Subject to the nature of the preliminary reporting described above, this report is not intended to replace other death statistics within the City that consider finalized death certificates only.

Sincerely,

Luke N. Rodda, Ph.D.
Chief Forensic Toxicologist and Director, Forensic Laboratory Division

cc: Office of the City Administrator
enclosures: January-August 2020 Overdose Reports

OFFICE OF THE CHIEF MEDICAL EXAMINER **CITY AND COUNTY OF SAN FRANCISCO**

Preliminary Accidental Drug Overdose Data Report
as of September 25, 2020

JAN-AUG 2020

Total Cases Received by OCME (1070)



56% Other Causes
26% Acc. Overdoses Open
18% Acc. Overdoses Closed

Gender

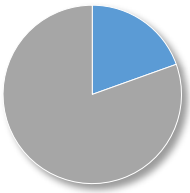

20% Female
80% Male

Race

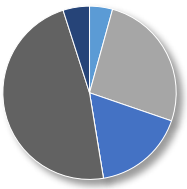

4% Asian
26% Black
17% Latinx
0% Native American
48% White
5% Other/Unknown

Age

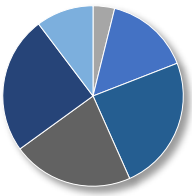

0% <15
15% 25-34
22% 45-54
10% >=65
4% 15-24
24% 35-44
25% 55-64

Fixed Address

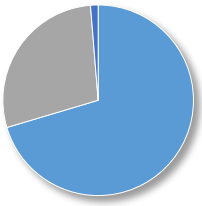

70% Yes (see residence)
28% No
1% Unknown

Residence

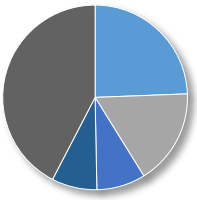

24% Tenderloin (94102)
17% SOMA (94103)
9% Nob Hill (94109)
8% Inner Mission (94110)
42% Others

Location of Death

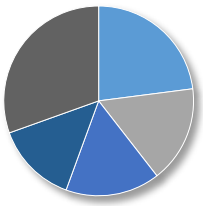

23% Tenderloin (94102)
17% SOMA (94103)
16% Nob Hill (94109)
14% Inner Mission (94110)
30% Others

Accidental Overdoses by Day of Death

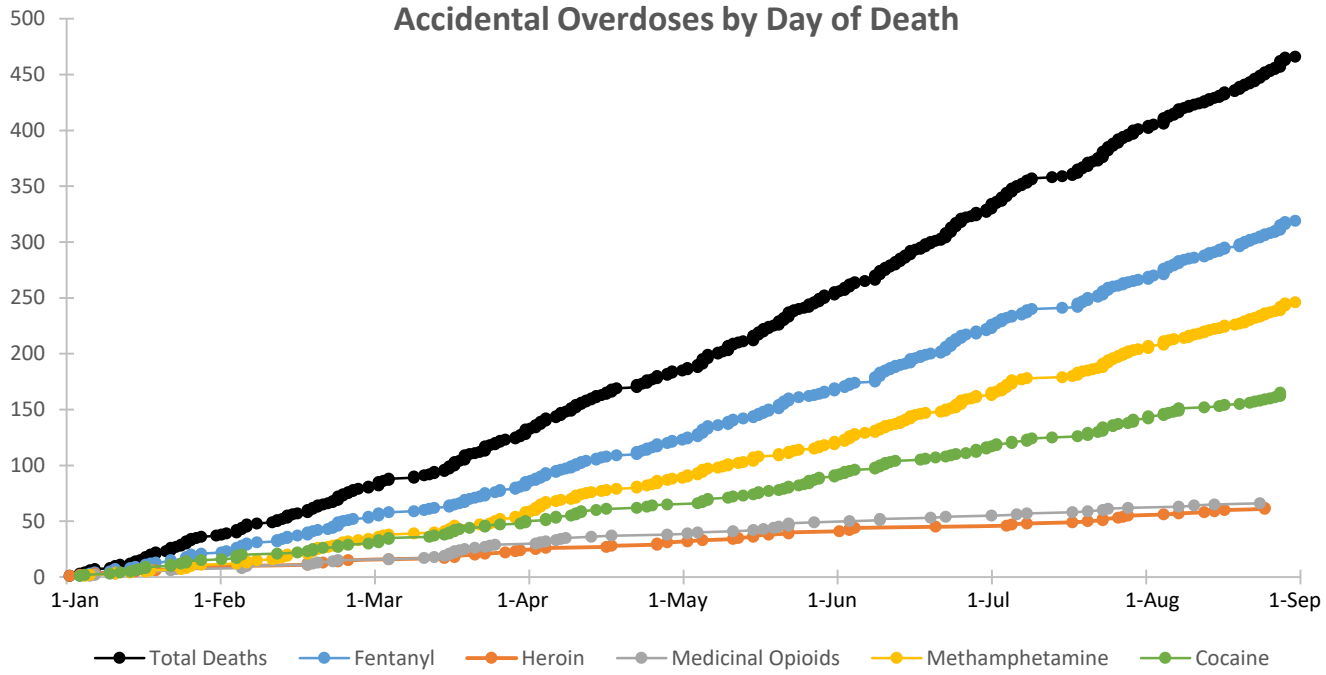

"Acc. Overdoses Open" cases do not have a final cause and manner of death classification; "Acc. Overdoses Closed" cases have a final cause and manner of death classification.
"No fixed address" denotes community members who may be experiencing homelessness.
"Residence" denotes address where decedent lived; "Location of Death" denotes the location where death was declared. For "Residence" and "Location of Death", the 4 most affected neighborhoods are represented, the "Others" category refers to all other zip codes within the City and County of San Francisco and any of out county residences.
"Gender" refers to gender at time of death.
"Total Deaths" denotes Accidental Overdoses where one or more drugs contribute to the cause of death; however, every point for each drug series is inclusive, but not necessarily exclusive, of that drug. "Total deaths" represents all accidental overdoses including ones for drugs not specified above.

PLEASE NOTE THIS DATA IS PRELIMINARY INFORMATION AND SUSCEPTIBLE TO CHANGE

OFFICE OF THE CHIEF MEDICAL EXAMINER **CITY AND COUNTY OF SAN FRANCISCO**

Preliminary Accidental Drug Overdose Data Report
as of September 25, 2020

JANUARY 2020

Total Cases Received by OCME (126)



70% Other Causes
0% Acc. Overdoses Open
30% Acc. Overdoses Closed

Gender

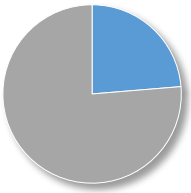

24% Female
76% Male

Race

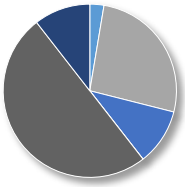

3% Asian
26% Black
11% Latinx
0% Native American
50% White
11% Other/Unknown

Age

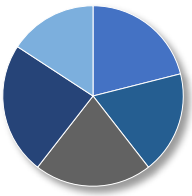

0% <15
21% 25-34
21% 45-54
16% >=65
0% 15-24
18% 35-44
24% 55-64

Fixed Address

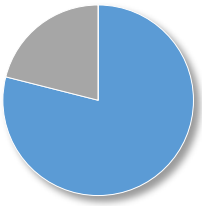

79% Yes (see residence)
21% No
0% Unknown

Residence

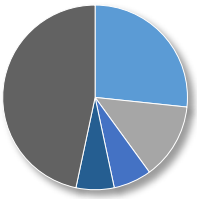

27% Tenderloin (94102)
13% SOMA (94103)
7% Ingelside (94112)
7% North Beach (94133)
47% Others

Location of Death

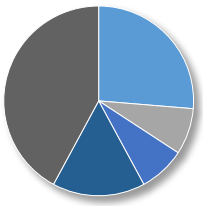

26% Tenderloin (94102)
8% North Beach (94133)
8% Nob Hill (94109)
16% Inner Mission (94110)
42% Others

Accidental Overdoses by Day of Death

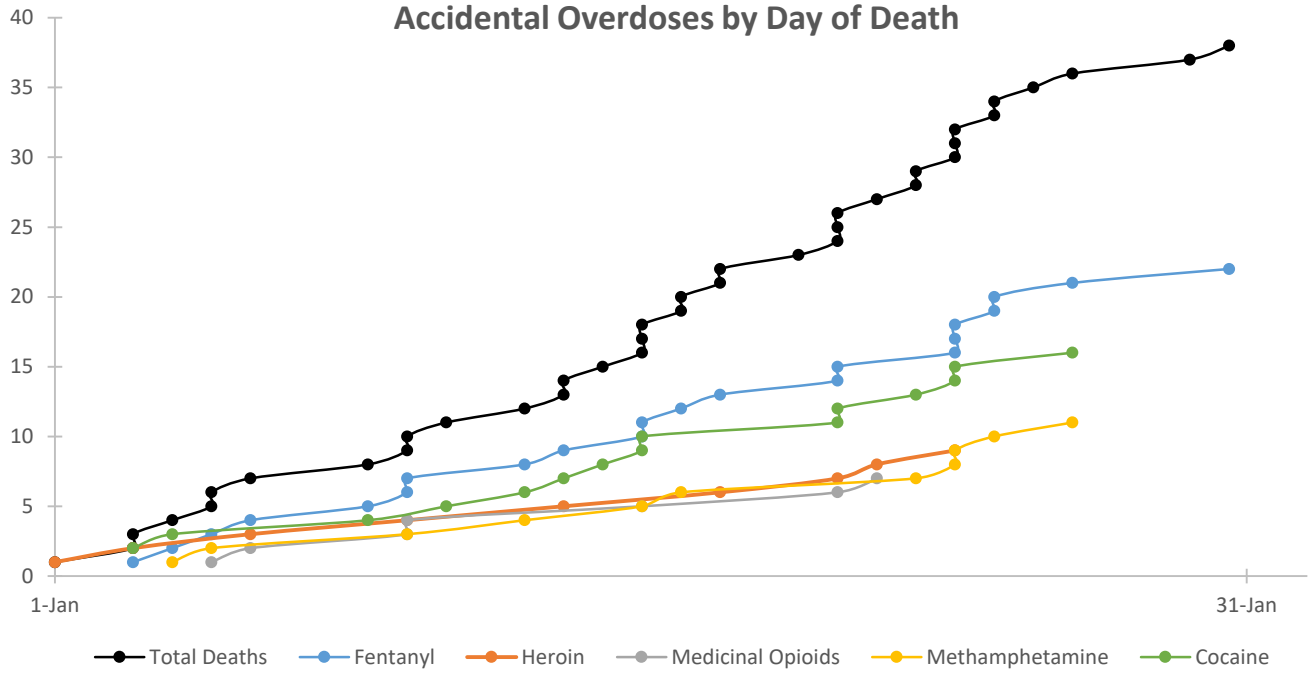

"Acc. Overdoses Open" cases do not have a final cause and manner of death classification; "Acc. Overdoses Closed" cases have a final cause and manner of death classification.
"No fixed address" denotes community members who may be experiencing homelessness.
"Residence" denotes address where decedent lived; "Location of Death" denotes the location where death was declared. For "Residence" and "Location of Death", the 4 most affected neighborhoods are represented, the "Others" category refers to all other zip codes within the City and County of San Francisco and any of out county residences.
"Gender" refers to gender at time of death.
"Total Deaths" denotes Accidental Overdoses where one or more drugs contribute to the cause of death; however, every point for each drug series is inclusive, but not necessarily exclusive, of that drug. "Total deaths" represents all accidental overdoses including ones for drugs not specified above.

PLEASE NOTE THIS DATA IS PRELIMINARY INFORMATION AND SUSCEPTIBLE TO CHANGE

OFFICE OF THE CHIEF MEDICAL EXAMINER **CITY AND COUNTY OF SAN FRANCISCO**

Preliminary Accidental Drug Overdose Data Report
as of September 25, 2020

FEBRUARY 2020

Total Cases Received by OCME (113)



62% Other Causes
0% Acc. Overdoses Open
38% Acc. Overdoses Closed

Gender

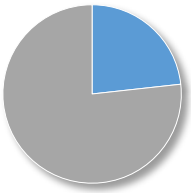

23% Female
77% Male

Race

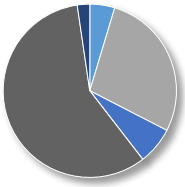

5% Asian
28% Black
7% Latinx
0% Native American
58% White
2% Other/Unknown

Age

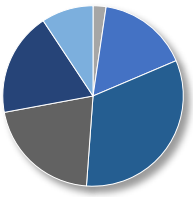

0% <15
16% 25-34
21% 45-54
9% >=65
2% 15-24
33% 35-44
19% 55-64

Fixed Address

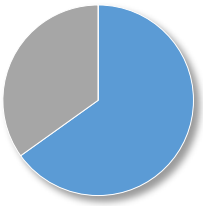

65% Yes (see residence)
35% No
0% Unknown

Residence

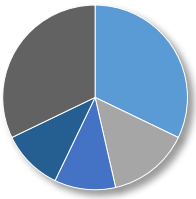

32% Tenderloin (94102)
14% SOMA (94103)
11% Inner Mission (94110)
11% Bayview (94124)
32% Others

Location of Death

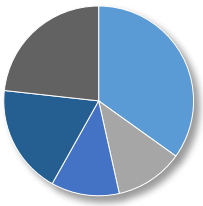

35% Tenderloin (94102)
12% SOMA (94103)
12% Nob Hill (94109)
19% Inner Mission (94110)
23% Others

Accidental Overdoses by Day of Death

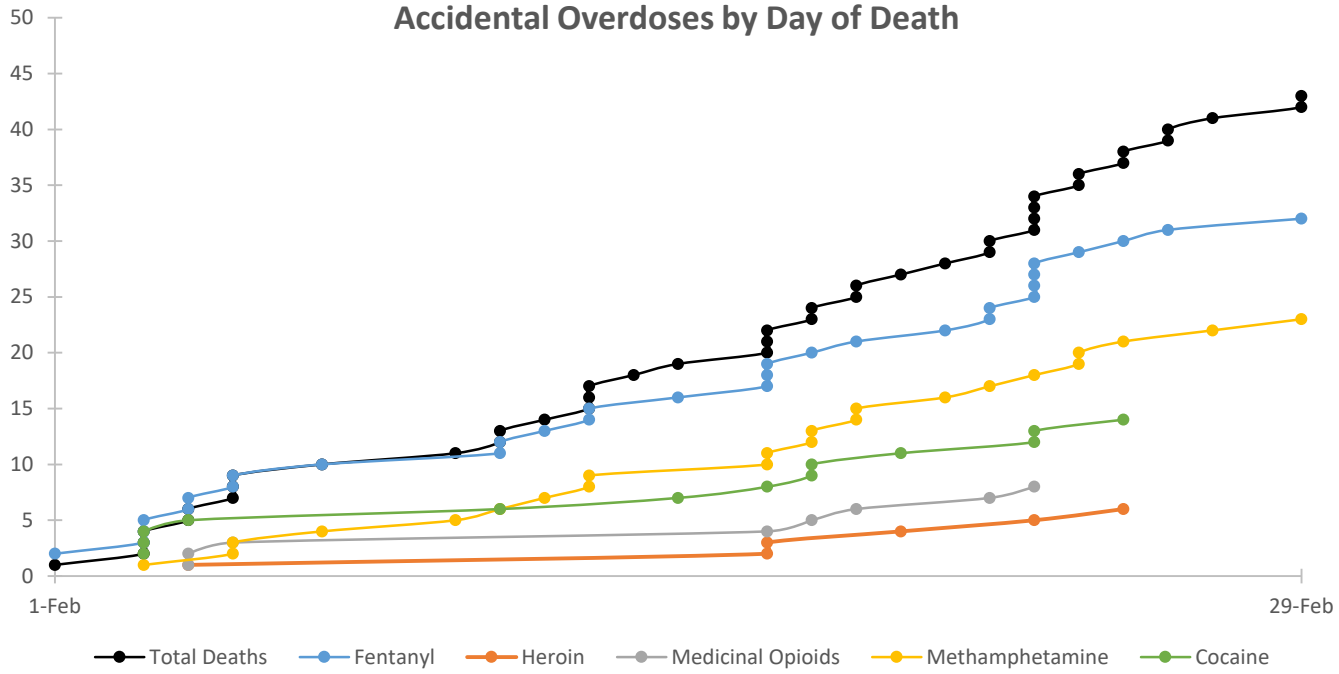

"Acc. Overdoses Open" cases do not have a final cause and manner of death classification; "Acc. Overdoses Closed" cases have a final cause and manner of death classification.
"No fixed address" denotes community members who may be experiencing homelessness.
"Residence" denotes address where decedent lived; "Location of Death" denotes the location where death was declared. For "Residence" and "Location of Death", the 4 most affected neighborhoods are represented, the "Others" category refers to all other zip codes within the City and County of San Francisco and any of out county residences.
"Gender" refers to gender at time of death.
"Total Deaths" denotes Accidental Overdoses where one or more drugs contribute to the cause of death; however, every point for each drug series is inclusive, but not necessarily exclusive, of that drug. "Total deaths" represents all accidental overdoses including ones for drugs not specified above.

PLEASE NOTE THIS DATA IS PRELIMINARY INFORMATION AND SUSCEPTIBLE TO CHANGE

OFFICE OF THE CHIEF MEDICAL EXAMINER **CITY AND COUNTY OF SAN FRANCISCO**

Preliminary Accidental Drug Overdose Data Report
as of September 25, 2020

MARCH 2020

Total Cases Received by OCME (138)



63% Other Causes
0% Acc. Overdoses Open
37% Acc. Overdoses Closed

Gender

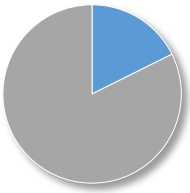

18% Female
82% Male

Race

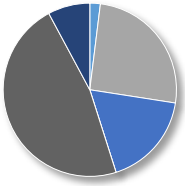

2% Asian
25% Black
18% Latinx
0% Native American
47% White
8% Other/Unknown

Age

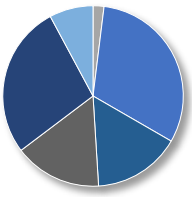

0% <15
31% 25-34
16% 45-54
8% >=65
2% 15-24
16% 35-44
27% 55-64

Fixed Address

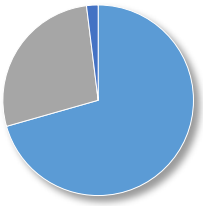

71% Yes (see residence)
27% No
2% Unknown

Residence

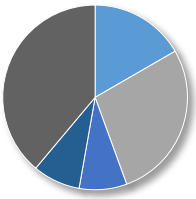

17% Tenderloin (94102)
28% SOMA (94103)
8% Inner Mission (94110)
8% Twin Peaks (94131)
39% Others

Location of Death

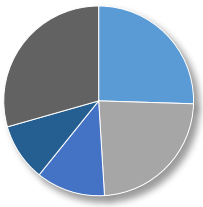

25% Tenderloin (94102)
24% SOMA (94103)
12% Nob Hill (94109)
10% Inner Mission (94110)
29% Others

Accidental Overdoses by Day of Death

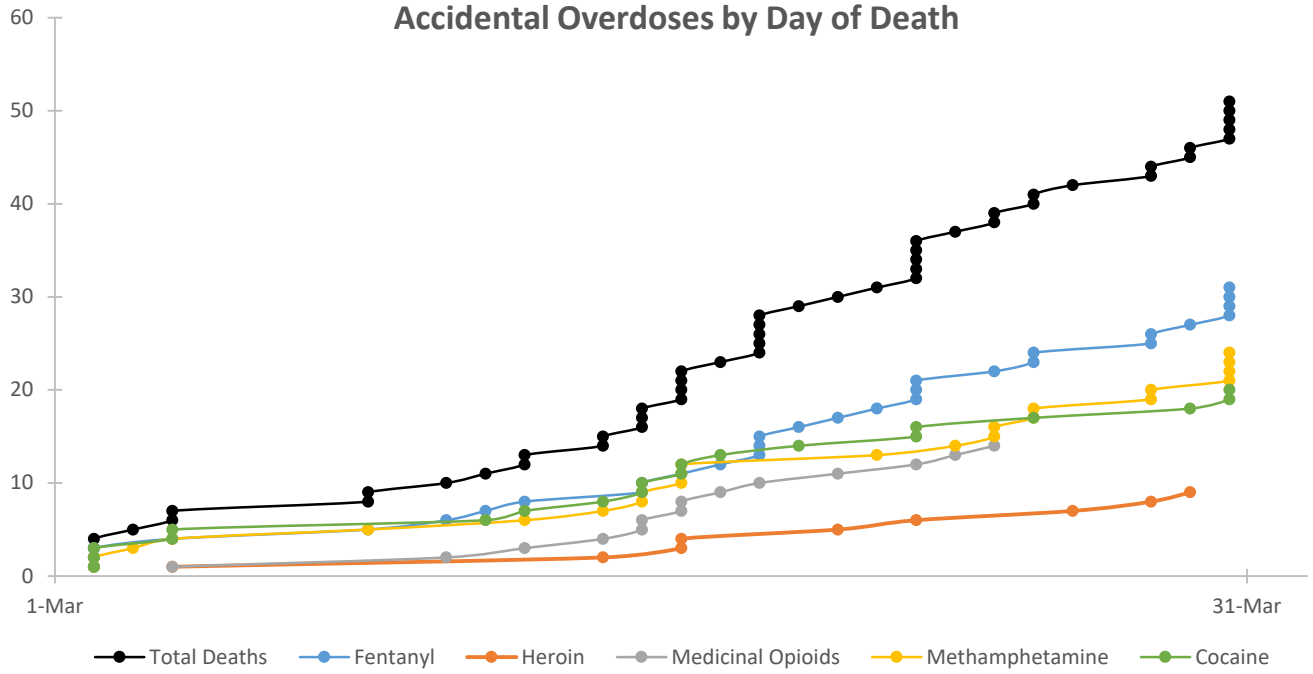

"Acc. Overdoses Open" cases do not have a final cause and manner of death classification; "Acc. Overdoses Closed" cases have a final cause and manner of death classification.
"No fixed address" denotes community members who may be experiencing homelessness.
"Residence" denotes address where decedent lived; "Location of Death" denotes the location where death was declared. For "Residence" and "Location of Death", the 4 most affected neighborhoods are represented, the "Others" category refers to all other zip codes within the City and County of San Francisco and any of out county residences.
"Gender" refers to gender at time of death.
"Total Deaths" denotes Accidental Overdoses where one or more drugs contribute to the cause of death; however, every point for each drug series is inclusive, but not necessarily exclusive, of that drug. "Total deaths" represents all accidental overdoses including ones for drugs not specified above.

PLEASE NOTE THIS DATA IS PRELIMINARY INFORMATION AND SUSCEPTIBLE TO CHANGE

OFFICE OF THE CHIEF MEDICAL EXAMINER **CITY AND COUNTY OF SAN FRANCISCO**

Preliminary Accidental Drug Overdose Data Report
as of September 25, 2020

APRIL 2020

Gender

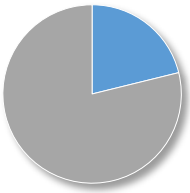

21% Female
79% Male

Race

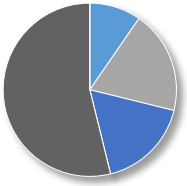

10% Asian
19% Black
17% Latinx
0% Native American
54% White
0% Other/Unknown

Age

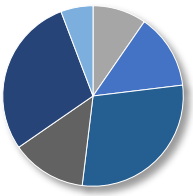

0% <15
13% 25-34
13% 45-54
6% >=65
15-24 10%
35-44 29%
55-64 29%

Total Cases Received by OCME (123)



58% Other Causes
12% Acc. Overdoses Open
30% Acc. Overdoses Closed

Fixed Address

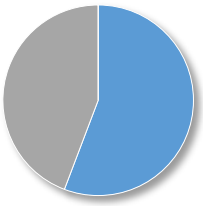

56% Yes (see residence)
44% No
0% Unknown

Residence

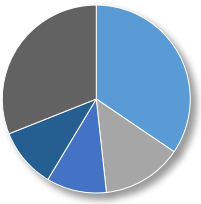

34% Tenderloin (94102)
14% Nob Hill (94109)
10% Haight-Ashbury (94117)
10% Inner Mission (94110)
31% Others

Location of Death

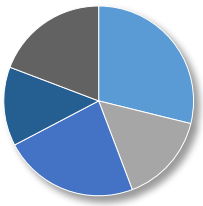

29% Tenderloin (94102)
15% SOMA (94103)
23% Nob Hill (94109)
13% Inner Mission (94110)
19% Others

Accidental Overdoses by Day of Death

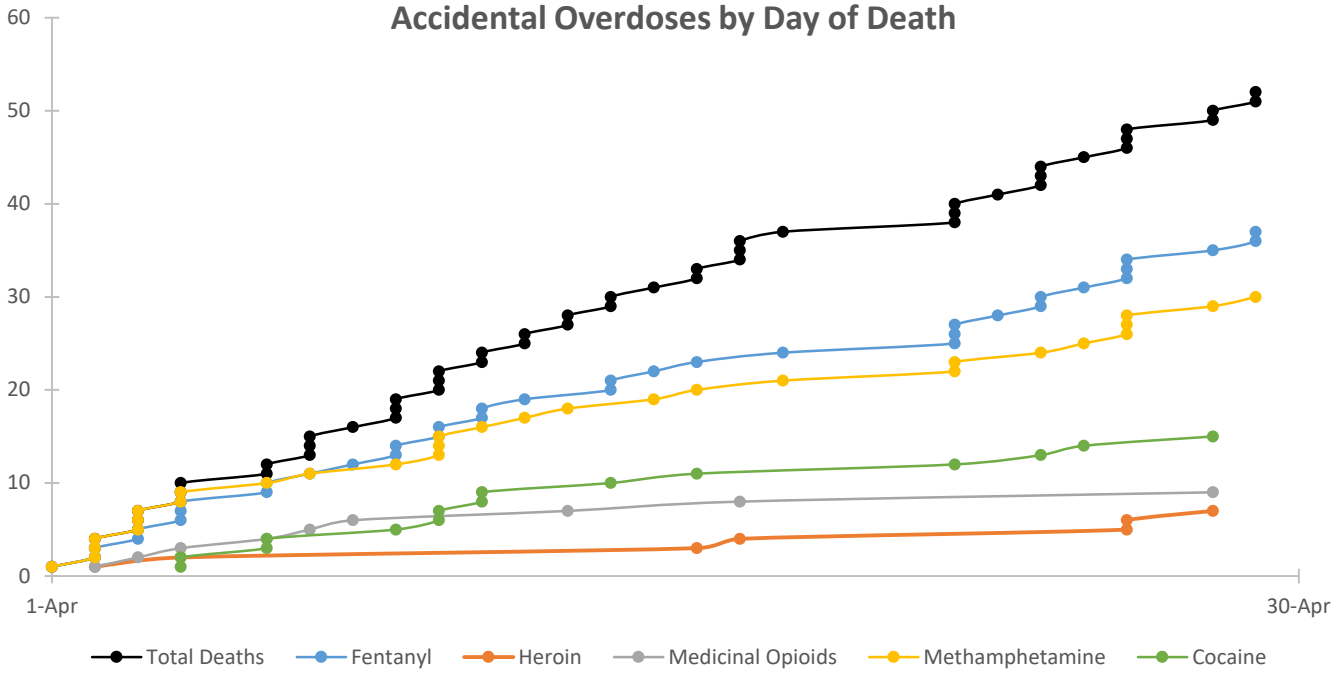

"Acc. Overdoses Open" cases do not have a final cause and manner of death classification; "Acc. Overdoses Closed" cases have a final cause and manner of death classification.
"No fixed address" denotes community members who may be experiencing homelessness.
"Residence" denotes address where decedent lived; "Location of Death" denotes the location where death was declared. For "Residence" and "Location of Death", the 4 most affected neighborhoods are represented, the "Others" category refers to all other zip codes within the City and County of San Francisco and any of out county residences.
"Gender" refers to gender at time of death.
"Total Deaths" denotes Accidental Overdoses where one or more drugs contribute to the cause of death; however, every point for each drug series is inclusive, but not necessarily exclusive, of that drug. "Total deaths" represents all accidental overdoses including ones for drugs not specified above.

PLEASE NOTE THIS DATA IS PRELIMINARY INFORMATION AND SUSCEPTIBLE TO CHANGE

OFFICE OF THE CHIEF MEDICAL EXAMINER — CITY AND COUNTY OF SAN FRANCISCO

Preliminary Accidental Drug Overdose Data Report
as of September 25, 2020

MAY 2020

Total Cases Received by OCME (143)



50% Other Causes
39% Acc. Overdoses Open
10% Acc. Overdoses Closed

Gender

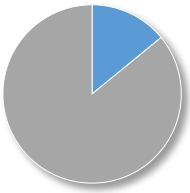

14% Female
86% Male

Race

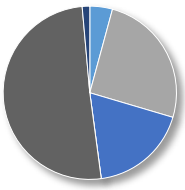

4% Asian
25% Black
18% Latinx
0% Native American
51% White
1% Other/Unknown

Age

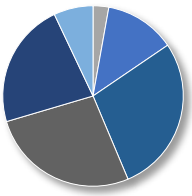

0% <15
13% 25-34
27% 45-54
7% >=65
15-24 3%
35-44 28%
55-64 23%

Fixed Address

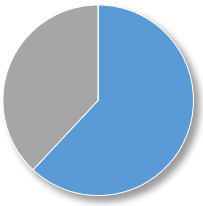

62% Yes (see residence)
38% No
0% Unknown

Residence

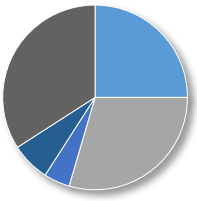

25% Tenderloin (94102)
30% SOMA (94103)
5% Inner Mission (94110)
7% Lake Merced (94132)
34% Others

Location of Death

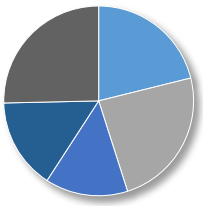

21% Tenderloin (94102)
24% SOMA (94103)
14% Nob Hill (94109)
15% Inner Mission (94110)
25% Others

Accidental Overdoses by Day of Death

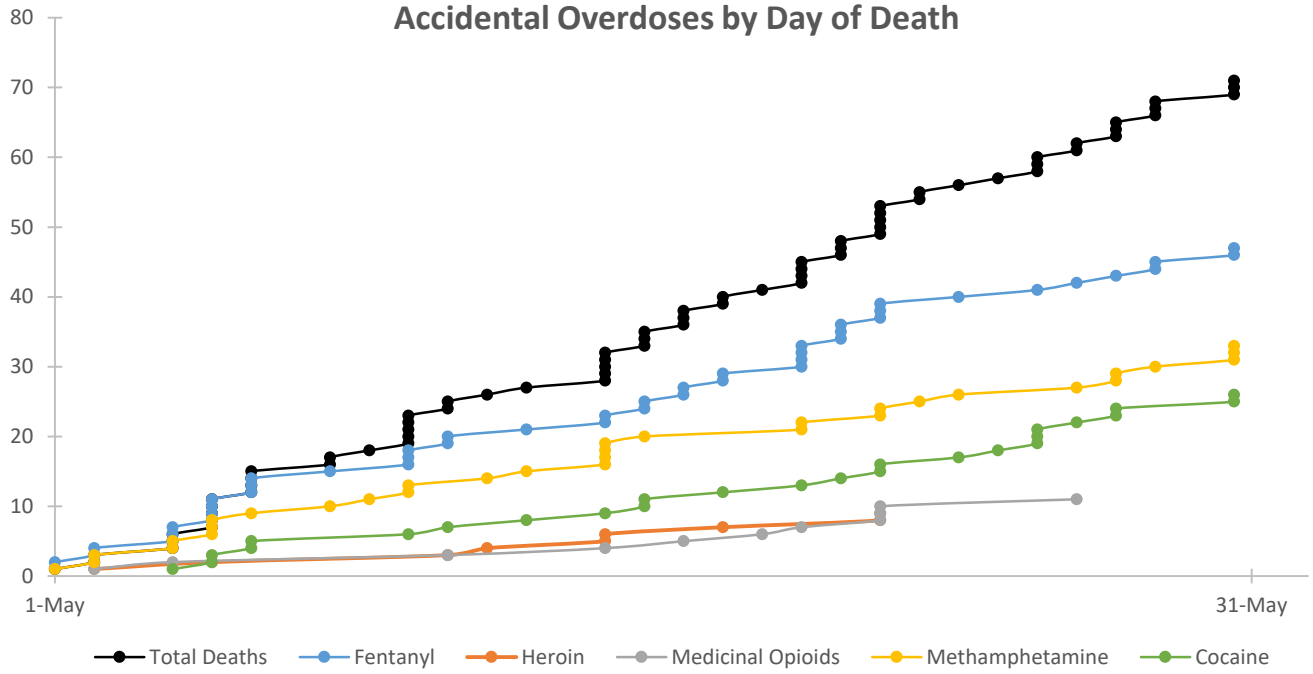

"Acc. Overdoses Open" cases do not have a final cause and manner of death classification; "Acc. Overdoses Closed" cases have a final cause and manner of death classification.
"No fixed address" denotes community members who may be experiencing homelessness.
"Residence" denotes address where decedent lived; "Location of Death" denotes the location where death was declared. For "Residence" and "Location of Death", the 4 most affected neighborhoods are represented, the "Others" category refers to all other zip codes within the City and County of San Francisco and any of out county residences.
"Gender" refers to gender at time of death.
"Total Deaths" denotes Accidental Overdoses where one or more drugs contribute to the cause of death; however, every point for each drug series is inclusive, but not necessarily exclusive, of that drug. "Total deaths" represents all accidental overdoses including ones for drugs not specified above.

PLEASE NOTE THIS DATA IS PRELIMINARY INFORMATION AND SUSCEPTIBLE TO CHANGE

OFFICE OF THE CHIEF MEDICAL EXAMINER **CITY AND COUNTY OF SAN FRANCISCO**

Preliminary Accidental Drug Overdose Data Report
as of September 25, 2020

JUNE 2020

Total Cases Received by OCME (140)

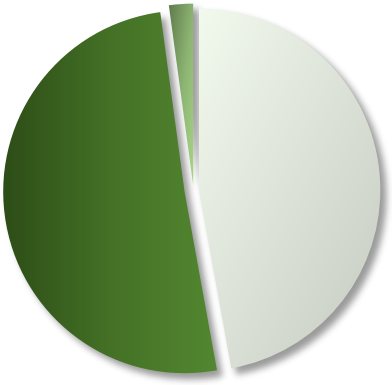

47% Other Causes
51% Acc. Overdoses Open
2% Acc. Overdoses Closed

Gender

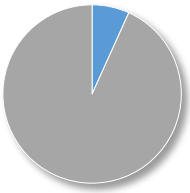

7% Female
93% Male

Race

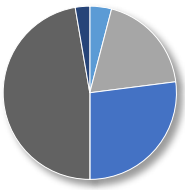

4% Asian
19% Black
27% Latinx
0% Native American
47% White
3% Other/Unknown

Age

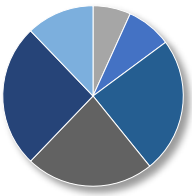

0% <15
8% 25-34
23% 45-54
12% >=65
7% 15-24
24% 35-44
26% 55-64

Fixed Address

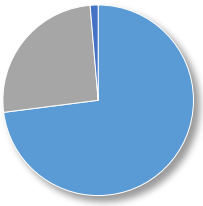

73% Yes (see residence)
26% No
1% Unknown

Residence

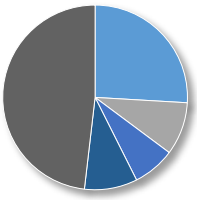

26% Tenderloin (94102)
9% SOMA (94103)
7% Inner Mission (94110)
9% Nob Hill (94109)
48% Others

Location of Death

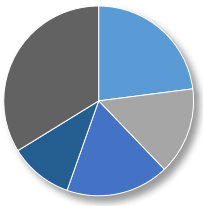

23% Tenderloin (94102)
15% SOMA (94103)
18% Nob Hill (94109)
11% Inner Mission (94110)
34% Others

Accidental Overdoses by Day of Death

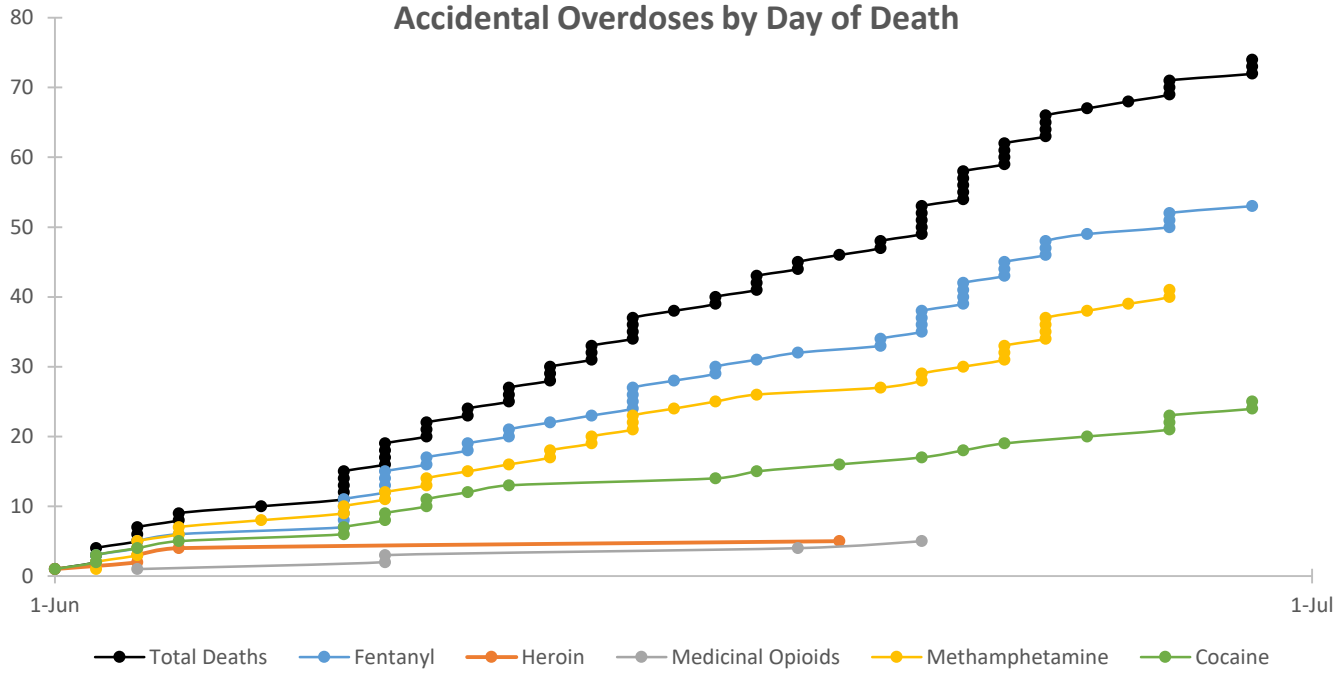

"Acc. Overdoses Open" cases do not have a final cause and manner of death classification; "Acc. Overdoses Closed" cases have a final cause and manner of death classification.
"No fixed address" denotes community members who may be experiencing homelessness.
"Residence" denotes address where decedent lived; "Location of Death" denotes the location where death was declared. For "Residence" and "Location of Death", the 4 most affected neighborhoods are represented, the "Others" category refers to all other zip codes within the City and County of San Francisco and any of out county residences.
"Gender" refers to gender at time of death.
"Total Deaths" denotes Accidental Overdoses where one or more drugs contribute to the cause of death; however, every point for each drug series is inclusive, but not necessarily exclusive, of that drug. "Total deaths" represents all accidental overdoses including ones for drugs not specified above.

PLEASE NOTE THIS DATA IS PRELIMINARY INFORMATION AND SUSCEPTIBLE TO CHANGE

OFFICE OF THE CHIEF MEDICAL EXAMINER CITY AND COUNTY OF SAN FRANCISCO

Preliminary Accidental Drug Overdose Data Report
as of September 25, 2020

JULY 2020

Gender

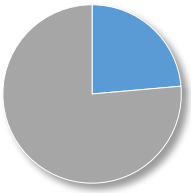

24% Female
76% Male

Race

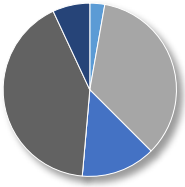

3% Asian
35% Black
14% Latinx
0% Native American
42% White
7% Other/Unknown

Age

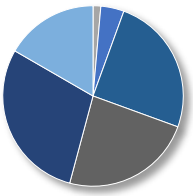

0% <15
4% 25-34
24% 45-54
17% >=65
15-24 1%
35-44 25%
55-64 29%

Total Cases Received by OCME (148)

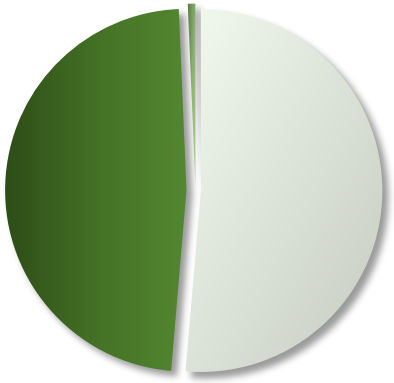

51% Other Causes
48% Acc. Overdoses Open
1% Acc. Overdoses Closed

Fixed Address

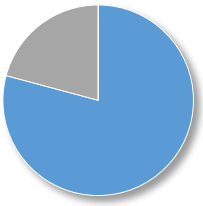

79% Yes (see residence)
21% No
0% Unknown

Residence

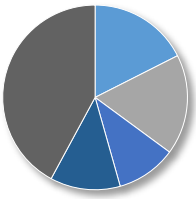

18% Tenderloin (94102)
18% SOMA (94103)
11% Inner Mission (94110)
12% Nob Hill (94109)
42% Others

Location of Death

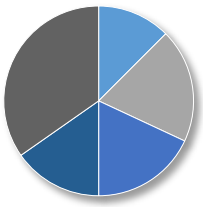

13% Tenderloin (94102)
19% SOMA (94103)
18% Nob Hill (94109)
15% Inner Mission (94110)
35% Others

Accidental Overdoses by Day of Death

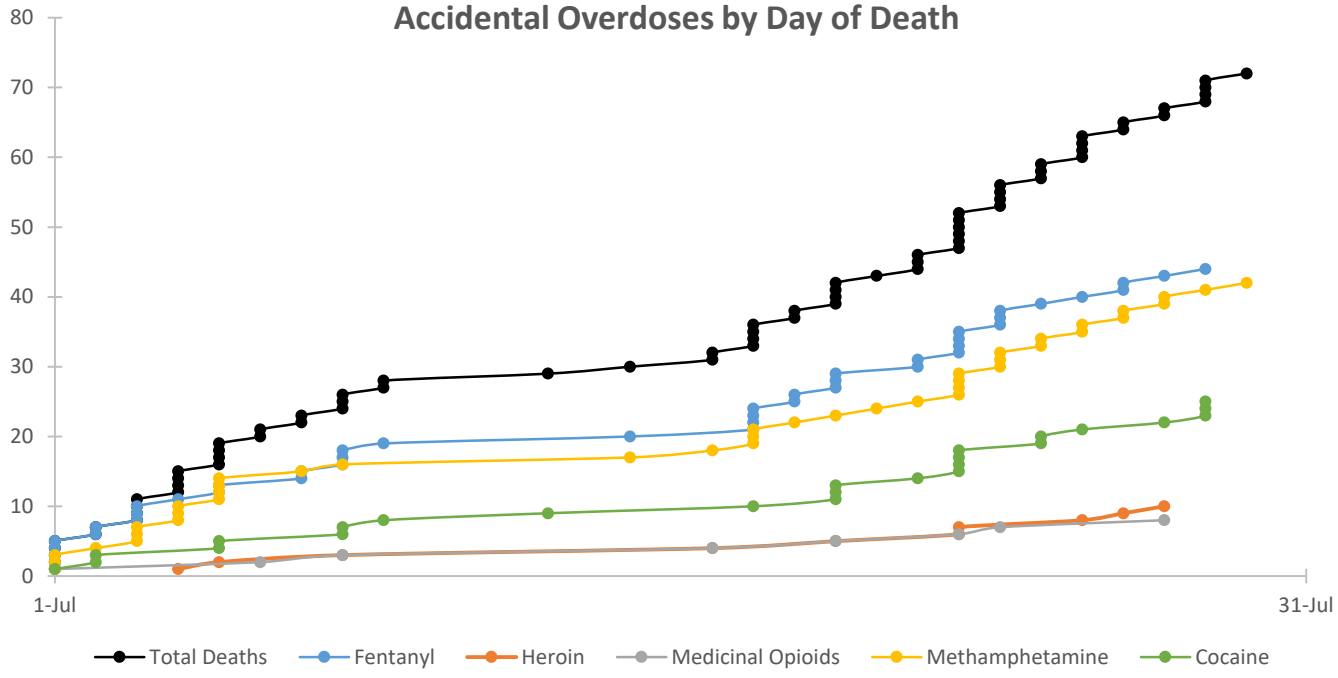

"Acc. Overdoses Open" cases do not have a final cause and manner of death classification; "Acc. Overdoses Closed" cases have a final cause and manner of death classification.
"No fixed address" denotes community members who may be experiencing homelessness.
"Residence" denotes address where decedent lived; "Location of Death" denotes the location where death was declared. For "Residence" and "Location of Death", the 4 most affected neighborhoods are represented, the "Others" category refers to all other zip codes within the City and County of San Francisco and any of out county residences.
"Gender" refers to gender at time of death.
"Total Deaths" denotes Accidental Overdoses where one or more drugs contribute to the cause of death; however, every point for each drug series is inclusive, but not necessarily exclusive, of that drug. "Total deaths" represents all accidental overdoses including ones for drugs not specified above.

PLEASE NOTE THIS DATA IS PRELIMINARY INFORMATION AND SUSCEPTIBLE TO CHANGE

OFFICE OF THE CHIEF MEDICAL EXAMINER **CITY AND COUNTY OF SAN FRANCISCO**

Preliminary Accidental Drug Overdose Data Report
as of September 25, 2020

AUGUST 2020

Total Cases Received by OCME (139)



53% Other Causes
47% Acc. Overdoses Open
0% Acc. Overdoses Closed

Gender

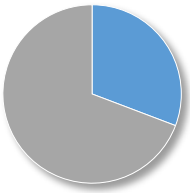

31% Female
69% Male

Race

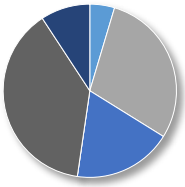

5% Asian
29% Black
18% Latinx
0% Native American
38% White
9% Other/Unknown

Age

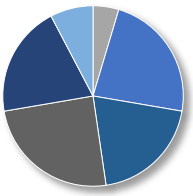

0% <15
23% 25-34
25% 45-54
8% >=65
5% 15-24
20% 35-44
20% 55-64

Fixed Address

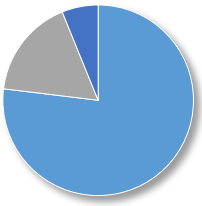

77% Yes (see residence)
17% No
6% Unknown

Residence

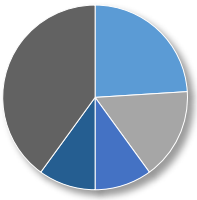

24% Tenderloin (94102)
16% SOMA (94103)
10% Inner Mission (94110)
10% Nob Hill (94109)
40% Others

Location of Death

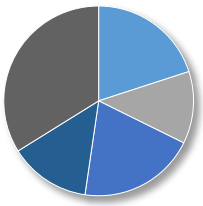

20% Tenderloin (94102)
12% SOMA (94103)
20% Nob Hill (94109)
14% Inner Mission (94110)
34% Others

Accidental Overdoses by Day of Death

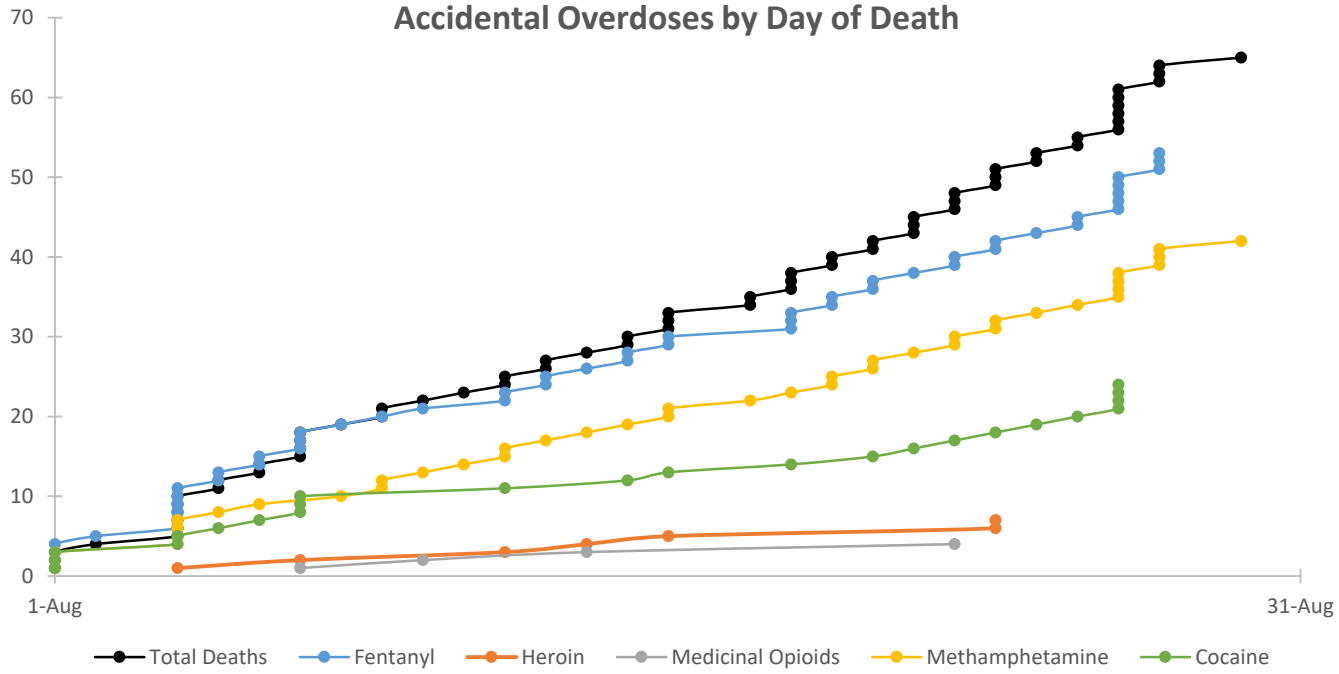

"Acc. Overdoses Open" cases do not have a final cause and manner of death classification; "Acc. Overdoses Closed" cases have a final cause and manner of death classification.
"No fixed address" denotes community members who may be experiencing homelessness.
"Residence" denotes address where decedent lived; "Location of Death" denotes the location where death was declared. For "Residence" and "Location of Death", the 4 most affected neighborhoods are represented, the "Others" category refers to all other zip codes within the City and County of San Francisco and any of out county residences.
"Gender" refers to gender at time of death.
"Total Deaths" denotes Accidental Overdoses where one or more drugs contribute to the cause of death; however, every point for each drug series is inclusive, but not necessarily exclusive, of that drug. "Total deaths" represents all accidental overdoses including ones for drugs not specified above.

PLEASE NOTE THIS DATA IS PRELIMINARY INFORMATION AND SUSCEPTIBLE TO CHANGE

From: Armanino, Darlene (RET)

To: Alfaro, Nancy (ADM); Arntz, John (REG); Beck, Bob (ADM); Bell, Marcia (LLB); Bohn, Nicole (ADM); Boudin, Chesa (DAT); Bruss, Andrea (MYR); Buckley, Jeff (MYR); Bukowski, Kenneth (ADM); Caldon, John (WAR); Calvillo, Angela (BOS); Campbell, Thomas (FAM); Carroll, Maryellen (DEM); Chancellor, (MYR); Chandler, Mark (ECN); Chu, Carmen (ASR); Cisneros, Jose (TTX); Cohen, Martha (ADM); Colfax, Grant (DPH); Collins, Robert (RNT); Davis, Sheryl (HRC); DeCaigny, Tom (ART); Degrafinried, Alaric (DPW); Dick-Endrizzi, Regina (ECN); Donohue, Virginia (ADM); Elsbernd, Sean (MYR); Eng, Sandra (CSC); Farley, Clair (ADM); Fay, Abigail (MYR); FEITELBERG, BRITTANY (CAT); Fletcher, Karen (ADP); Forbes, Elaine (PRT); Gerull, Linda (TIS); Ginsburg, Phil (REC); Gordon, Rachel (DPW); Goudeau, Matthew (ADM); Griggs, Mitchell (HSS); Henderson, Paul (DPA); Hennessy, Vicki (SHF); Hervey, Myisha (DPW); Hillis, Rich (CPC); Hong, Karen (TIS); Howard, Kate (HRD); Hui, Tom (DBI); Huish, Jay (RET); Isen, Carol (HRD); Ivar Satero (AIR); Johnston, Jennifer (ADM); Jones, Don (ADM); Jue, Tyrone (MYR); Kelly, Jr, Harlan (PUC); Kelly, Naomi (ADM); Khambatta, Arfaraz (DPW); Kositsky, Jeff (DEM); Krell, Rebekah (DEM); Kurella, Sailaja (ADM); Lambert, Michael (LIB); Lediju, Tonia (CON); Lee, William (LIB); Maguire, Tom (MTA); Mattias, Daniella (MYR); McSpadden, Shireen (HSA); Mezquita, Ingrid (HSA); Miller, Katherine (JUV); Miller, Theodore (MYR); Miyamoto, Paul (SHF); Moore, Jenny (MYR); Nicholson, Jeanine (FIR); Noguchi, John (ADM); O"Riordan, Patrick (DBI); Pelham, Leeann (ETH); Penick, Andrico; Pon, Adrienne (ADM); Raju, Manohar (PDR); Raphael, Deborah (ENV); Rea, Diane (ADM); Rhorer, Trent (HSA); Robbins, Susannah (ECN); Rodriguez, Marisa (ADM); Rosenberg, Julie (BOA); Rosenfield, Ben (CON); Roye, Karen (CSS); Sacco, Carol (WOM); Scott, William (POL); Sesay, Nadia (CII); Shaw, Eric (MYR); Simley, Shakirah (HRC); Simonelli, Anabel (ECN); Stewart-Kahn, Abigail (HOM); Su, Maria (CHF); Sun, Selina (MYR); Sweeney, Edward (DBI); Taupier, Anne (ECN); Torres, Joaquin (ECN); Tugbenyoh, Mawuli (HRD); Tumlin, Jeffrey (MTA); Wagner, Greg (DPH); Waugh, Natalie (ADM); Weiland, Maggie (ADM); Whitehouse, Melissa (ADM); Xu, Jay (MYR); Yant, Abbie (HSS); Zighera, Theresa (CFC)

Subject: NOTICE OF RETIREMENT BOARD ELECTION

Date: Thursday, October 15, 2020 10:49:56 AM

Attachments: Notice of Retirement Board Election.pdf

TO: Department Heads

ATTACHED: Notice of Retirement Board Election

Darlene Armanino
Executive Assistant/Board Secretary
SAN FRANCISCO EMPLOYEES' RETIREMENT SYSTEM
1145 Market Street, 5th Floor
San Francisco, CA 94103-1561
Telephone: (415) 487-7012
Facsimile: (415) 487-7023
darlene.armanino@sfgov.org

SFERS
San Francisco Employees' Retirement System

City and County of San Francisco
Employees' Retirement System

Office of the Executive Director

MEMORANDUM

DATE: October 15, 2020

TO: Department Heads
Labor Organizations
Interested Parties
Retirees Associations

FROM: Jay Huish
Executive Director

SUBJECT: **NOTICE OF RETIREMENT BOARD ELECTION**

A Retirement Board seat will become vacant at the end of a term of office on February 20, 2021.

Under the Charter and the San Francisco Administrative Code, whenever the term of office of an elected Retirement Board member expires, an election is held to fill the expected vacancy. The Retirement Board announced the upcoming vacancy at its July 8, 2020 meeting. The election will be held during the period from Monday, January 18, 2021 to Friday, February 5, 2021.

For your information and guidance, a "Notice of Retirement Board Election" is enclosed. Please post this notice in a conspicuous place in each of your worksites or locations. We seek widespread distribution so employees/retirees may be notified of the forthcoming election.

Please note that the period for nominations is from Monday, October 19, 2020 to Friday, November 13, 2020.

Your cooperation is appreciated. If you have any questions, please feel free to call Darlene Armanino at (415) 487-7012.

Attachments

NOTICE

PLEASE POST **PLEASE POST**

RETIREMENT BOARD ELECTION

To all active and retired members of the San Francisco City and County Employees' Retirement System ("Retirement System"): Please take notice that the term of one of the three elected members of the Retirement Board will expire on February 20, 2021. In accordance with Administrative Code Sections 16.550-16.565, an election will be held to fill the vacancy.

WHO IS ELIGIBLE TO RUN

Any active or retired member of the Retirement System is eligible to run to serve as a trustee of the Retirement Board.

NOMINATIONS OCTOBER 19, 2020 TO NOVEMBER 13, 2020

All candidates to serve as a trustee of the Retirement Board must be nominated in writing by at least twenty individuals who are members of the Retirement System. All nominations must be on an official nomination form obtained from the Retirement System. Members nominated must verify that they accept the nomination and agree to serve if elected. Nominees must also submit financial disclosure forms. Nomination forms, including nominees' written acceptances and disclosures, must be received by the Retirement System no later than 5:00 p.m. on Monday, November 30, 2020:

San Francisco Employees' Retirement System
1145 Market Street, 5th Floor
San Francisco, CA 94103
Attention: Retirement Board Election

Nomination forms are available by contacting Darlene Armanino at (415) 487-7012.

After the Retirement System verifies the eligibility of each nominee and each of their nominators, and no later than 5:00 p.m. on Friday, December 4, 2020, the Retirement System will send all completed nominations forms to the Department of Elections.

WHO IS ELIGIBLE TO VOTE

All active and retired members of the Retirement System are eligible to vote.

ELECTION JANUARY 18, 2021 TO FEBRUARY 5, 2021

No later than Monday, December 21, 2020 the Department of Elections will prepare the ballots and voting packets for delivery. The voting packets will be mailed to the address provided by SFERS for each active and retired member by December 21, 2020. Each voting packet will contain the official ballot; a pamphlet containing a sample ballot, voting instructions, and candidates' statements; and a return ballot envelope. Each member

NOTICE

PLEASE POST **PLEASE POST**

votes in accordance with the instructions, placing the voted ballot inside the return ballot envelope, and sealing and signing the return ballot envelope. **Failure to sign the exterior of the return envelope invalidates the ballot.** If a voter loses or spoils their official ballot, the vote may request a second ballot by contacting the Department of Elections. Packets returned undeliverable by the United States Postal Service will be forwarded by the Department of Elections to the addressee's departmental Election Officer by Friday, January 8, 2021, via inter-office mail. Any voting packet that cannot be delivered by the departmental Election Officer must be returned to the Department of Elections.

DELIVERY OF VOTED BALLOTS

The **VOTED BALLOT MUST BE RECEIVED BY THE DEPARTMENT OF ELECTIONS** no later than **5:00 p.m., Friday, February 5, 2021.** Voted ballots can be delivered via:

1. The member's departmental Election Officer
2. U.S. Postal Service (sufficient postage required)
3. Personally to the Department of Elections

The Department of Elections is located at City Hall, 1 Dr. Carlton B. Goodlett Place, Room 48.

PROCESSING AND COUNTING OF BALLOTS

Beginning at 8:00 a.m., Friday, February 12, 2021, at the Department of Elections located at City Hall, 1 Dr. Carlton B. Goodlett Place, Room 48, San Francisco, the sealed envelopes containing the ballots will be opened in the presence of witnesses and ballots canvassed publicly in such manner that the identity of the individual casting any particular ballot will not be disclosed. No later than, **Friday, February 12, 2021** the Department of Elections will certify the results of the election pursuant to Administrative Code Section 16.563. The successful candidate will become a trustee of the Retirement Board, the term of office being five years commencing February 21, 2021 and expiring February 20, 2026.

From:	Kelley, Amanda (CON)
To:	BOS EOC; Heckel, Hank (MYR); Calvillo, Angela (BOS)
Cc:	Give2SF InKind (ADM); SHEN, ANDREW (CAT); Kelly, Naomi (ADM); Rosenfield, Ben (CON); Carroll, Maryellen (DEM); Rydstrom, Todd (CON); delaRosa, Mark (CON); Sobrepena, Amanda (CON); Wen, Xing Hua (CON); Salem, David (ADM); Goudeau, Matthew (ADM)
Subject:	Give2SF - Reporting Behested Payments
Date:	Thursday, October 1, 2020 3:38:45 PM
Attachments:	Give2SF City Donor Data $1K+ up to 9.30.20.xlsx Give2SF SF Foundation Donor Data $1K+ as of 9.30.20.xlsx Give2SF In-Kind Donor Data up to 9.30.20.xlsx

Good afternoon,

Please find attached information which City officials may need for reporting behested payments to the City and County of San Francisco's Give2SF COVID-19 Response & Recovery Fund (Give2SF Fund).

The reports attached can be used for behest payment filing purposes and contain data up to **September 30, 2020** (all reports are sorted by gift date). The attached are as follows:

1. Donor data for the City fund including donation date, donor name, and mailing address for individual donations of $1,000 and above.
   Please note: For donations made through donor advised funds, the Controller's Office is leveraging assistance from the grant specialists that oversaw these donations. For some donations made through these donor advised funds, the addresses listed are headquarters for each of these companies and are updated with donor addresses when provided by the grant specialist (if the donor allows it).

2. Donations data for the Give2SF fund collected by the San Francisco Foundation including donation date, donor name, and mailing address (when provided) for donations $1,000 and above. The Controller's Office is continually working with the San Francisco Foundation to gather additional donor information where possible.

3. Donor data for in-kind goods received by EOC Give2SF in-kind team, including gift date, donor name (organization or private individual), and contact information.
   Please note: The estimated value included in the attachment may not match the valuation completed by the Controller's Office, AOSD division, which is done at the lowest level of measure and item type, and cannot be traced back to specific donations.

Under transparency laws, certain City officials who fundraise or otherwise solicit payments from one individual or organization to be given to another individual or organization may be required to report the payment. If you have questions about these laws, please contact Deputy City Attorney Andrew Shen, who is copied on this email.

Please reach out with any questions.

Respectfully,

Amanda Kelley
Office of the Controller | City Services Auditor
City & County of San Francisco
(415) 554-6623

Date	Amount	Donor Name	Address	Email
9/29/2020	$2,000.00	Matthew Koontz	92A Cameo Way, San Francisco, CA 94131	mjkoontz93@gmail.com
9/29/2020	$1,000.00	Valerie C. Rodgers	5831 HERON DR, OAKLAND, CA 94618	valerierodgers@comcast.net
9/28/2020	$100,000.00	Amy and James Ramsey	10 Presidio Terrace, San Francisco, CA 94118	
9/16/2020	$1,000.00	Shon Baldwin	974 Girard Street, San Francisco, CA 94134	finance@sanctuarychurchsf.com
8/31/2020	$5,000.00	Farner Family Charitable Fund	5700 Darrow Rd., Ste 118, Hudson, OH 44236	
8/28/2020	$1,000.00	Christos Bastis	4222 Ulloa Street, San Francisco, CA 94116	greg.bastis@gmail.com
8/26/2020	$2,000.00	Stephanie Sun	170 Duboce Ave. #5, San Francisco, CA 94103	saaineui@gmail.com
8/24/2020	$1,000.00	Chris Jones and Martina Jones	211 Main Street, San Francisco, CA 94105	christopherjones@gmail.com
8/13/2020	$6,000.00	Mary Franklin	2185 Hayes Street, San Francisco, CA 94117	lovanderfranklin@gmail.com
8/10/2020	$1,000.00	Chris Jones and Martina Jones	211 Main Street, San Francisco, CA 94105	christopherjones@gmail.com
8/3/2020	$2,500.00	James Robert Kennedy, Jr & Linda Ann Cicero	1535 Church Street,San Francisco, CA 94131	
7/30/2020	$5,000.00	Garima Jajoo	1660 Florida Street, San Francisco, CA 94110	garimajajoo1@gmail.com
7/30/2020	$1,000.00	James P. Dowling	537 16th Ave, San Francisco, CA 94118	jpdowling7@gmail.com
7/29/2020	$4,000.00	Bharat Family Fund		
7/29/2020	$10,000.00	Roberts-Castiaux Charitable Fund		
7/29/2020	$1,000.00	Marian Beard and Daniel Wehmeier	62 Sharon St., San Francisco, CA 94114	mhbeard@mac.com
7/27/2020	$1,000.00	Patricia T. Dusenbury	800 Duboce Ave, Apt. 203, San Francisco, CA 94117	
7/22/2020	$1,000.00	Anonymous Through New Year Fund		
7/21/2020	$2,000.00	Dietz_Zeyliger		
7/20/2020	$5,000.00	Navin Iyengar and Nichiketa Choudhary	211 Main Street, San Francisco, CA 94105	
7/20/2020	$15,000.00	Sean Curran	PO Box 15203, Albany, NY 12212-5203	brian.desilva@gs.com
7/20/2020	$10,000.00	Diane and Carl Shannon	2710 California ST, San Francisco , CA 94115	cshannon@tishmanspeyer.com
7/8/2020	$1,200.00	Cotton the First Shirtmaker	74 New Montgomery St Unit 510, San Francisco, CA 94105	charles@cottonthefirst.com
7/7/2020	$3,796.17	GIC Real Estate, Inc.	One Bush Street, San Francisco, CA 94104	grpcad_us@gic.com.sg
7/6/2020	$1,000.00	Philippe Farhi	50 VAN BUREN ST, SAN FRANCISCO, CA 94131	phil.farhi@gmail.com
7/6/2020	$5,000.00	Formagrid Inc. dba Airtable	799 Market St, San Francisco, CA 94103	finance@airtable.com
7/1/2020	$12,000.00	Ardian US Foundation		
6/30/2020	$2,000.00	Matthew Jee	43 Sylvan Drive, San Francisco, CA 94132	marmphbob@gmail.com
6/24/2020	$3,041.00	Samsara		
6/23/2020	$3,372.00	California Cowboy Apparel	1841 Polk St, San Francisco, CA 94109	drew@californiacowboy.com
6/22/2020	$1,800.00	Harold Erdman	1930 Jackson St., San Francisco, CA 94109	erdmanha@gmail.com
6/22/2020	$1,000.00	Alexis And Rachel Rouda	149 Eastwood Drive, San Francisco, CA 94112	abrouda@gmail.com
6/22/2020	$1,000.00	Janet C Wade	2829 Newlands Ave , Belmont , CA 94002	jckwade@gmail.com
6/22/2020	$7,500.00	John Garfinkle Charitable Fund	8910 Purdue Rd, Suite 555, Indianapolis, IN 46268	
6/22/2020	$10,000.00	Lucy Almers and Sean Rhea	211 Main Street, San Francisco, CA 94105	
6/19/2020	$1,000.00	Jennifer Perini	211 Main Street, San Francisco, CA 94105	
6/19/2020	$1,000.00	Ben Zotto	471 Hickory St., San Francisco, CA 94102-5606	
6/19/2020	$1,000.00	Arlene Waksberg, Charles M Clark	176 Idora Ave., San Francisco, CA 94127	
6/19/2020	$10,000.00	Mark Brody	3227 16th St., Apt 2, San Francisco, CA 94103	
6/12/2020	$1,000.00	Mike Grisso And Grace Park	100 Stanyan Street, San Francisco, CA 94118	mikegrisso@yahoo.com
6/8/2020	$10,000.00	Matt Beaumont-Gay	519 Natoma St, San Francisco, CA 94103	matthew.beaumontgay@gmail.com
6/8/2020	$1,200.00	Michael J Mcginley	2136 Broderick St #13, San Francisco, CA 94115	michaelm_sf@yahoo.com
6/5/2020	$1,500.00	John Cuffney	3435 24th street, San Francisco, CA 94110	cuffneyj@gmail.com
6/4/2020	$1,000.00	Matthew Jee	43 Sylvan Drive, San Francisco, CA 94132	marmphbob@gmail.com
6/3/2020	$2,000.00	Anonymous Through Fidelity Charitable		PDF.Specialists@fmr.com or grants@fmr.com
6/2/2020	$40,000.00	Tess Winlock & Christine Luu	8 Buchanan Street #515, San Francisco, CA 94102	tesswinlock@gmail.com
6/2/2020	$1,200.00	Kimberly Low	1487 15th Avenue, San Francisco, CA 94122	kimberly@imaginarykingdom.net
6/1/2020	$1,000.00	William W. Atkins	3542 23rd St Apt 5, San Francisco, CA 94110	willwayne@aol.com
5/29/2020	$500,000.00	Arthur & Toni Rembe Rock	415 Mission Street, Suite 5700, SF, CA 94105	toni.rembe@pillsburylaw.com
5/29/2020	$2,100.00	Onebeacon Insurance Group	605 Highway 169 North, Suite 800, Plymouth, MN 55441	cduarte@onebeacon.com
5/29/2020	$5,000.00	Ms. Jennifer Braun And Mr. Raymond J Ryan	1245 Stanyan St., San Francisco, CA 94117	PDF.Specialists@fmr.com or grants@fmr.com
5/29/2020	$10,000.00	Nicholas Reavill And Emily Wolahan	648 Felton St., SF, CA 94134	PDF.Specialists@fmr.com or grants@fmr.com
5/29/2020	$10,000.00	Reuben Family Fund	2930 Lake Street, San Francisco, CA 94121-1022	ask@schwabcharitable.org
5/29/2020	$15,000.00	Ardian US LLC		erin.odisio.jones@ardian.com
5/26/2020	$5,000.00	Bigote De Gato/Teatro Tin Tan	2435 Bryant St, San Francisco, CA 94110	nerdworm@gmail.com
5/26/2020	$1,500.00	Rosa Birch	3926 Irving St, San Francisco, CA 94122	rosabirch@gmail.com
5/22/2020	$10,000.00	David & Katherine Dewilde		grants@aefonline.org
5/22/2020	$1,200.00	Al Crowell	333 clipper st, San Francisco, CA 94114	alcrowell@sbcglobal.net
5/19/2020	$1,000.00	Pj Crowell, Gold Bloc Artist Collective	144 Putnam St, San Francisco, CA 94110	pjcrowell@gmail.com
5/18/2020	$20,000.00	Victor C B Smith	123 College Ave., San Francisco, CA 94112-1012	
5/18/2020	$5,000.00	David Bloom	2624 3rd St., San Francisco, CA 94107	PDF.Specialists@fmr.com or grants@fmr.com
5/18/2020	$62,500.00	Box Inc. Fund	1014 Torney Avenue, San Francisco, CA 94129	eceynar@tides.org
5/18/2020	$1,000.00	Levin Family Foundation	3420 21st St., San Francisco, CA 94110-2213	
5/18/2020	$10,000.00	Nehal And Jenny Fan Raj Fund	251 32nd Ave., San Francisco, CA 94121-1013	
5/18/2020	$1,000.00	Mark Leno	590 Clipper Street , San Francisco , CA 94114	kepah@aol.com
5/18/2020	$1,000.00	Tamisie Vrolyk	1325 Howard Ave # 613, Burlingame, CA 940104212	thvrolyk@mac.com
5/18/2020	$1,200.00	Bianca Doerschlag	104 the alameda, San Anselmo, CA 94960	bianca.doerschlag@gmail.com
5/18/2020	$2,000.00	Christian Topham	1356 Dolores Street , San Francisco , CA 94110	christian.topham@gmail.com
5/18/2020	$1,200.00	Andrew R Hutchinson	723 Baker St, San Francisco, CA 94115	andy.is.improvised@gmail.com
5/18/2020	$5,000.00	James L Kilgore	38 Ina Ct, San Francisco, CA 94112	jlkbiorg@zoho.eu
5/18/2020	$1,000.00	Hannah Krier	755 Burnett Ave, San Francisco, CA 94131	hannahckrier@gmail.com
5/18/2020	$1,000.00	Yesenia Lopez	1047 Orange Street, Concord, CA 94518	yesenial5@yahoo.com
5/18/2020	$2,000.00	Stephanie Sun	170 Duboce Ave. #5, San Francisco, CA 94103	saaineui@gmail.com
5/18/2020	$10,000.00	Mr. Christopher H Lord Ms. Coltrane C. Lord		
5/15/2020	$1,000.00	Holly French	2533 15th St, San Francisco, CA 94114	hollyafrench90@gmail.com
5/15/2020	$1,200.00	Amy Beinart & Gary A Marcus	407 Gates Street, San Francisco, CA 94110	amybeinart@gmail.com
5/15/2020	$1,000.00	Jeffrey Tumlin	554 Diamond St, San Francisco, CA 94114	sfurbanist@gmail.com
5/15/2020	$1,250.00	Stevana Case	482 Bright St, San Francisco, CA 94132	stevana@gmail.com
5/15/2020	$1,000.00	Cyrus Hall	199 Crestmont Dr., San Francisco, CA 94131	cyrusphall@gmail.com
5/15/2020	$2,000.00	Joan Wendt	3914 marryat drive, springfield, IL 62711	joanwndt@gmail.com
5/15/2020	$1,000.00	Stacy And Christiaan Vorkink	657 rhode island st, san francisco, CA 94107	five26@gmail.com
5/15/2020	$1,000.00	Matthew Koontz	92A Cameo Way, San Francisco, CA 94131	mjkoontz93@gmail.com
5/15/2020	$1,000.00	Sarah Cohen And Peter Barschall	1525 44TH AVE., San Francisco, CA 94122	pbarschall@sbcglobal.net
5/14/2020	$1,000.00	Sheila Stuart	756 12th Avenue, San Francisco, CA 94118	sstuart466@aol.com
5/14/2020	$1,000.00	Emily Johnston	4452 23rd Street, San Francisco, CA 94114	confusethegoose@gmail.com
5/14/2020	$1,000.00	Tracy Freedman	161 Belvedere St, SAN FRANCISCO, CA 94117	tracyfreedman@gmail.com
5/14/2020	$1,000.00	Bruce Colman	66 Rico Way, San Francisco, CA 94123	brucecolman@comcast.net
5/14/2020	$1,000.00	Tristan Cameron	819 Masonic Avenue, San Francisco, CA 94117	tristancameron@gmail.com
5/14/2020	$1,000.00	Jonathan Cohen	720 Kansas Street, San Francisco, CA 94107	cohen@irascible.com
5/14/2020	$1,000.00	Andrew Dai	1018 Shotwell Street, San Francisco, CA 94110	a@andrewdai.co
5/14/2020	$5,000.00	The Miners	21 Powers Ave, San Francisco, CA 94110	lbrunow@gmail.com
5/11/2020	$1,000.00	Mark Watson & Clare Winterton	50 Bronte Street, San Francisco, CA, 94110	markwatson@cantab.net
5/11/2020	$3,000.00	Peter Vulgaris And Aimee Lucido	3380 26th St, San Francisco, CA, 94110	pvulgaris@gmail.com

5/11/2020	$1,000.00	Heather And Arturo Gonzalez	630 9th Ave, San Francisco, CA, 94118	hgon123@gmail.com
5/11/2020	$7,500.00	Mcmorgan & Company	One Front Street, Suite 500, San Francisco, CA 94111	
5/11/2020	$10,000.00	Gale Mondry & Bruce Cohen	121 Steuart Street, San Francisco, CA 94105	DAF@sfjcf.org
5/11/2020	$150,000.00	Wells Fargo Foundation	550 S 4th St., MAC N9310-074, Minneapolis, MN 55415	denise.c.miles@wellsfargo.com
5/11/2020	$10,000.00	Mr. Christopher John Rupright And Mrs. Pamela G.H. Rupright	245 Moncada Way, San Francisco, CA 94127	
5/11/2020	$2,400.00	Steven Chang	120 Santa Paula Ave, San Francisco, CA 94127	stchang@yahoo.com
5/7/2020	$1,200.00	James & Janet Respess	PO BOX 368, San Andreas, CA, 95249	gar_iss-i-imesj@att.net
5/7/2020	$1,220.00	Karthik Balaji	7950 FOOTHILLS BLVD, ROSEVILLE, CA, 95747	rkarthikbalaji@gmail.com
5/6/2020	$5,000.00	Amanda Schapel	760 TREAT AVE #1, San Francisco, CA, 94110	aschapel@gmail.com
5/5/2020	$1,200.00	Sherry Coveney	854 Elizabeth St., San Francisco, CA, 94114	sherryfromsf@yahoo.com
5/5/2020	$1,500.00	GGV Capital	3000 Sandhill Road, Menlo Park, CA, 94025	nkilgore@ggvc.com
5/5/2020	$2,000.00	Heather And Gene Cutler	1012 Tennessee St, San Francisco, CA, 94107	dagencat@gmail.com
5/4/2020	$500,000.00	Google, LLC	1600 Amphitheatre Parkway, Mountain View, CA 94043	prozan@google.com
5/4/2020	$1,000.00	Pagoda Arts Laser Cutting	2207A Quesada Ave, San Francisco, CA, 94124	alext@pagodaarts.com
5/4/2020	$3,041.00	Rhisa C Muse	1843 Castro Street, San Francisco, CA, 94131	rhisa.muse@samsara.com
5/4/2020	$5,000.00	Lifschultz-Stiepleman Family	3020 Clay Street, San Francisco, CA, 94115	destiepleman@gmail.com
5/4/2020	$1,000.00	Robert Pooley	PO Box 15364, San Francisco, CA, 94115	robpol86@gmail.com
5/1/2020	$1,000.00	Barbara Bernstein & John Tibbetts	289 Douglass Street, San Francisco, CA, 94114	barbara.bernstein@kinexis.com
4/29/2020	$5,000.00	The Bushichols Fund	211 Main Street, San Francisco, CA 94105	
4/29/2020	$4,000.00	Goldberger-Barnett Donor Advised Fund	211 Main Street, San Francisco, CA 94105	
4/29/2020	$1,000.00	Olagappan Manickam	363 San Benito Way, San Francisco, CA 94127	
4/29/2020	$10,000.00	Tania Lee And Brianna Lee	1650 Harvard St., NW Apt 512, Washington, DC 20009	tanialee15@gmail.com, brianna.c.lee@gmail.com
4/29/2020	$50,000.00	Tracy Chapman	1880 Century Park East Suite #1600, Los Angeles, CA 90067	
4/28/2020	$1,000.00	Gong.io	814 Missions st/, San Francisco, CA, 94103	eran.aloni@gong.io
4/27/2020	$1,000.00	Francoise Herrmann	130 Belgrave avenue, San Francisco, CA, 94117	fran_oise2001@yahoo.com
4/27/2020	$1,000.00	Julie Kalter	251 Texas St., San Francisco, CA, 94107	jskalter@gmail.com
4/27/2020	$1,000.00	Pete Warden	78 Manchester St, San Francisco, CA, 94110	pete@petewarden.com
4/27/2020	$1,000.00	Jane Lang	4707 Medica Rd, Santa Rosa, CA, 95405	dulang4@gmail.com
4/24/2020	$5,000.00	Tailors' Keep	618 Washington Street, San Francisco, CA, 94111	ryan@tailorskeep.com
4/23/2020	$5,000.00	Anonymous Through Jewish Communal Fund	575 Madison Ave #703, New York, NY 10022	rinfeld@jcfny.org
4/23/2020	$150,000.00	Hamid And Christina Moghadam	2990 Vallejo St., San Francisco, CA 94123-4619	megk@stanford.edu or dsuruki@stanford.edu
4/23/2020	$5,000.00	Excel Plumbing Supply	659 S Van Ness Ave, San Francisco, CA, 94110	ken@excel-plumbing.com
4/23/2020	$1,681.00	Wil Curiel	173 Haight Street, San Francisco, CA, 94102	wcuriel22@gmail.com
4/22/2020	$1,000.00	Shivshakti Foundation	402 8th Ave #207, San Francisco, CA, 94118	dipakstayinsf@gmail.com
4/20/2020	$10,000.00	Claire Solot And Sinjin Bain, Bigglesworth Family Foundation	459 Fulton Street, #303, San Francisco, CA 94102	PDF.Specialists@fmr.com or grants@fmr.com
4/20/2020	$5,000.00	Jennifer Braun	1245 Stanyan St., San Francisco, CA 94117	PDF.Specialists@fmr.com or grants@fmr.com
4/20/2020	$50,000.00	Moldaw Family	211 Main Street, San Francisco, CA 94105	patrick@wetherby.com
4/20/2020	$1,000.00	Billy And Michelle Mcrae	1828 Page St, San Francisco, CA, 94117	billy.v.mcrae@gmail.com
4/20/2020	$1,000.00	Scott Levokove	1307 Church Street, San Francisco, CA, 94114	mail@levokove.com
4/20/2020	$1,000.00	True Sake	560 Hayes Street, San Francisco , CA, 94102	info@truesake.com
4/20/2020	$2,500.00	Charlie Osborne	3164 22nd Street, San Francisco, CA, 94110	cosborne0731@gmail.com
4/17/2020	$2,000.00	ZS Associates, Inc.	1560 Sherman Avenue, Evanston, CA, 60201	katrina.nietes-wong@zs.com
4/17/2020	$2,400.00	John J Beam	168 JULIAN AVE, SAN FRANCISCO, CA, 94103	jbeam@hotmail.com
4/17/2020	$4,400.00	Mapbox	740 15th Street NW, Washington, DC, 20005	mikel@mapbox.com
4/16/2020	$10,000.00	John & Marcia Goldman Foundation	101 2nd St, San Francisco, CA 94105	tara@jmgoldmanfoundation.org
4/16/2020	$50,000.00	Hercules Capital	400 Hamilton Ave STE 310, Palo Alto, CA 94301	cfollmann@htgc.com
4/16/2020	$2,000.00	Cota Capital	455 Market Street, Suite 1850, San Francisco, CA, 94105	pete@cotacapital.com
4/16/2020	$1,000.00	Mikhal & Ron Bouganim	555 4th Street, San Francisco, CA, 94107	mikhalbouganim@gmail.com
4/15/2020	$1,300.00	Mukesh Agrawal	597C Dolores St., San Francisco, CA 94110	
4/15/2020	$7,500.00	Josh Hannah & Denise Yamamoto	5809 Ivanhoe Road, Oakland, CA 94618	
4/14/2020	$1,000.00	Reiri Sono	590 Minnesota St, San Francisco, CA, 94107	reiri.sono@gmail.com
4/14/2020	$1,130.00	Robert Deel	1679 - 39th Ave., San Francisco, CA, 94122	b.deel@yahoo.com
4/13/2020	$1,500,000.00	Salesforce.Com	415 Mission Street, 3rd Floor, San Francisco, CA 94105	tamsen.drew@salesforce.com
4/13/2020	$1,000,000.00	Gerson Bakar Foundation	201 Filbert Street, Suite #400, San Francisco, CA 94133	bbassb@aol.com
4/13/2020	$500,000.00	Mr. Jeffrey Gordon Lawson And Mrs. Erica Freeman Lawson	165 Township Line Road, Suite 1200, Jenkintown, PA 19046-3594	kfmiller@twilio.com
4/13/2020	$5,000.00	Mr. Joshua A. Lippman And Mrs. Lauren Lippman	165 Township Line Road, Suite 1200, Jenkintown, PA 19046-3594	Look for email. 888-988-1983 Eileen R Heisman
4/13/2020	$100,000.00	Lisa Stone Pritzker Family Foundation	1801 Page Mill Road, Ste 100, Palo Alto, CA 94304	abby@lspff.org
4/13/2020	$25,000.00	John C. Clifford And Katrina M. Lake	211 Main Street, San Francisco, CA 94105	
4/13/2020	$2,500.00	The Richard And Nancy Blum Fund	1322 Queensferry Road, Cary, NC 27511	
4/13/2020	$5,000.00	Meridee Moore And Kevin King	3580 Jackson Street, San Francisco, CA, 94118	mmoore@wcap.com
4/13/2020	$1,000.00	Bob And Daphne Bransten	100 Bush Street Suite 1725, San Francisco, CA, 94104	smileys70@hotmail.com
4/13/2020	$1,000.00	Josina Reddy	547 29th St, San Francisco , CA, 94131	josina.reddy@gmail.com
4/13/2020	$1,000.00	Tyler Sonnemaker	2543, San Francisco, CA, 94110	tsonnemaker15@gmail.com
4/10/2020	$100,000.00	Ray & Dagmar Dolby	3340 Jackson St, San Francisco, CA 94118	aderby@marincf.org
4/10/2020	$15,000.00	Jon Ying	5 Hamilton Landing, Suite 200, Novato, CA 94949	aderby@marincf.org
4/10/2020	$50,000.00	Reality San Francisco Church	1504 BRYANT STREET STE 301, SAN FRANCISCO, CA, 94103	michael.m@realitysf.com
4/10/2020	$20,000.00	GIC Real Estate, Inc.	One Bush Street, San Francisco, CA, 94104	grpcad_us@gic.com.sg
4/10/2020	$5,000.00	Jeffrey Tumlin	554 Diamond St, San Francisco, CA, 94114	sfurbanist@gmail.com
4/10/2020	$1,000.00	Meghan Guerin	700 HURON AVE, SAN FRANCISCO, CA, 94112	meghanguerin@sbcglobal.net
4/9/2020	$2,500.00	The Green Cross	4218 Mission Street, San Francisco, CA, 94112	kevinreed@thegreencross.org
4/8/2020	$111,000.00	D. Wilsey Properties Co.	2352 Pine Street, San Francisco, CA 94115	wilseyres@gmail.com or dedewilsey1@gmail.com
4/8/2020	$1,500.00	Elizabeth F Smith	912 Sandy Ridge Road, Doylestown, PA, 18901	lsmith@mobiquityinc.com
4/7/2020	$5,000.00	Lendlease Development	Floor 18, 111 Sutter Street, SF, CA, 94104	brittany.marquez@lendlease.com
4/7/2020	$2,500.00	The Gardner Family	655 Montgomery Street, San Francisco, CA, 94111	ccmccgardner@yahoo.com
4/6/2020	$100,000.00	Anonymous Through Silicon Valley Community Foundation	2440 West El Camino Real, Suite 300, Mountain View, CA 94040	MBundalo@siliconvalleycf.org or alikamber@gmail.com
4/6/2020	$150,000.00	Uskglass Fund	P.O. Box 770001, Cincinati, OH 45277 - 0053	
4/6/2020	$100,000.00	John Pritzker Family Fund	Pier 5, Suite 102, The Embarcadero, San Francisco, CA 94111	amy@jpfamilyfund.org
4/6/2020	$1,000.00	The Newman-Montella Charitable Gift Fund	235 Montgomery St., Fl 17, San Francisco, CA 94104-3104	
4/6/2020	$1,000.00	Goldberger-Barnett Donor Advised Fund	211 Main Street, San Francisco, CA 94105	
4/6/2020	$1,000.00	Teresa Goebel	318 22nd Avenue, San Francisco, CA, 94121	teresakgoebel@gmail.com
4/6/2020	$1,000.00	Jeff Karas And Josephine Fong	92 Sylvan Dr, San Francisco, CA, 94132	fongkaras@icloud.com
4/3/2020	$2,500.00	Jeffrey Hilnbrand	888 7th St, San Francisco, CA, 94107	jahilnbrand@gmail.com
4/3/2020	$6,500.00	Chung Yan Lo	3800 Anza Street, San Francisco, CA, 94121	joannelo1202@gmail.com
4/2/2020	$1,000.00	Scott Mauvais	420 Mission Bay Blvd N, San Francisco, CA, 94158	scott@mauvais.com
4/2/2020	$1,000.00	Steve And Dianne Leonoudakis	4848 17th Street, San Francisco, CA, 94117	stepndi@gmail.com
4/2/2020	$1,000.00	Karlo Berket	2575 20th Ave, San Francisco, CA, 94116	berketrollins@gmail.com
4/2/2020	$5,000.00	Jessie Cheng Charitable Foundation	101 Lombard #305E, San Francisco, CA, 94111	claudine@claudinecheng.com
4/2/2020	$2,000.00	Jake Saper And Dannie Herzberg	160 Bovet Road, San Mateo, CA, 94402	jsaper@emcap.com
4/2/2020	$1,000.00	Thomas Carabajal	1600 Clement st Apt202, San Francisco, CA, 94121	thomascarabajal@gmail.com
4/1/2020	$58,000.00	Berkshire Partners	200 Clarendon St. Boston, MA 02116	cdacey@berkshirepartners.com
4/1/2020	$1,000.00	Irene Zhou	140 9th Street, San Francisco, CA, 94103	i@ire.ne
4/1/2020	$75,000.00	Grammarly, Inc.	548 MARKET STREET, SAN FRANCISCO, CA, 941045401	ap@grammarly.com or senka.hadzimuratovic@grammarly.com
4/1/2020	$1,000.00	Evan Fried	1318 eddy street, San Francisco , CA, 94115	friedevanm+sffund@gmail.com
3/31/2020	$1,000,000.00	Ann And Gordon Getty	One Embaradero Center, # 1350, San Francisco, CA 94111	yrobbins@ifalstaff.com

3/31/2020	$1,000.00	Robert Li	988 Union St Apt 201, San Francisco, CA, 94133	lirobert15@gmail.com
3/31/2020	$1,000.00	Buried Signal LLC	2456 Hilgard Ave Apt 503, Berkeley, CA, 94709	cxkrubb@gmail.com
3/30/2020	$50,000.00	The Systrom Charitable Trust	P O Box 770001, Cincinnati, OH 45277-0053	
3/30/2020	$3,000.00	Charlie Stigler	24 San Carlost St., San Francisco, CA 94110	
3/30/2020	$2,500.00	Ben Zotto	471 Hickory St., San Francisco, CA 94102-5606	
3/30/2020	$10,000.00	Okelola	1585 Broadway, Floor 29, Newy York, NY 10036	msgift@reninc.com
3/30/2020	$2,500.00	Dave Piazza & Dakota Chase	963 Page St, San Francisco, CA, 94117	piazzadj@gmail.com
3/30/2020	$1,000.00	Caven Family	6022 Colby Street, Oakland, CA, 94618	sam.caven@gmail.com
3/30/2020	$1,000.00	Zhize Wang	4-2-1002 Taiping Rd Jia 25, Beijing, Beijing, 100039	wangzhize520@gmail.com
3/30/2020	$1,000.00	William Koury	1495 22nd Ave Apt 2, San Francisco, CA, 94122	wdkoury@gmail.com
3/30/2020	$1,000.00	Jessica Finkel	460 Monterey Blvd, San Francisco, CA, 94127	jffinkel@gmail.com
3/30/2020	$1,000.00	Rani Manoharan	45 Bartlett St Unit 201, San Francisco, CA, 94110	ranimanoharan@gmail.com
3/30/2020	$1,000.00	Jay Anderson	1666 Sunnyslope Ave., Belmont, CA, 94002	jay.anderson1945@gmail.com
3/30/2020	$1,000.00	Damon Uyeda	1301 Ortega St, San Francisco, CA, 94122	daku@headphonerecord.com
3/30/2020	$3,580.00	Timothee Geoghegan	1485 Guerrero St, San Francisco, CA, 94110	tim_geoghegan@me.com
3/27/2020	$1,000.00	Peter Kinmond	1288 Treat Ave, San Francisco, CA, 94110	peterkinmond@gmail.com
3/27/2020	$1,000.00	Dan Evans	1300 Golden Gate Avenue, San Francisco, CA, 94115	thedanevans@gmail.com
3/26/2020	$1,000.00	Jorge A Lopez	37 Cameo Way, San Francisco, CA, 94131	tony@swanpez.com
3/26/2020	$10,000.00	Franklyn O Bakala	415 Buchanan Street, San Francisco, CA, 94102	franklynbakala@gmail.com
3/26/2020	$5,000.00	Jason Maynard	186 Liberty Street, San Francisco, CA, 94110	jaymaysf@gmail.com
3/25/2020	$1,000.00	Margaret And Henry Brodkin	45 Graystone Terrace, San Francisco, CA, 94114	henrybrodkin@sbcglobal.net
3/25/2020	$1,000.00	Kirsti Aho	163 Parnassus Ave, San Francisco, CA, 94117	kirsti-marie@outlook.com
3/25/2020	$3,000.00	Colin Denman	274 Precita Ave, San Francisco, CA, 94110	colin.denman@gmail.com
3/24/2020	$5,000.00	Kristine Boyden & Scott Taylor	3773 17th Street, San Francisco, CA, 94114	kboyden@gmail.com
3/24/2020	$1,000.00	Hala K Hijazi	101 Capra Way, #202, San Francisco , CA, 94123	hkhijazi@gmail.com
3/24/2020	$2,000.00	Brian J Tarricone	1177 Tennessee Street, San Francisco, CA, 94107	brian@tarricone.org
3/24/2020	$1,000.00	Martin Mackerel	1647 McAllister St. #6, San Francisco, CA, 94115	martin.mackerel@gmail.com
3/24/2020	$5,000.00	Corey Block	28 Prosper Street, San Francisco, CA, 94114	coreyblock@gmail.com
3/24/2020	$1,000.00	Jeffrey C Kuo	924, Cupertino , CA, 95014	jeffreykuo@hotmail.com
3/23/2020	$25,000.00	Sixth Street Partners	345 California Street, STE 2600, San Francisco, CA 94104	dwanek@tpg.com
3/23/2020	$50,000.00	Anonymous Through Schwab Charitable Fund	211 Main Street, Floor 10, San Francisco, CA 94105	
3/23/2020	$1,000.00	Gibson B. Biddle And Kristen M. Hege	211 Main Street, San Francisco, CA 94105	
3/23/2020	$5,000.00	Will And Julie Parish	3461 Pacific Avenue, San Francisco, CA 94118	
3/23/2020	$2,500.00	Ben, Ruby And Jasper Shaw, And Suzanne Thomas	3219 Folsom Street, San Francisco, CA 94110	
3/23/2020	$1,000.00	Michael Gold/Susan West	154 Prentiss Street, San Francisco, CA 94110-5730	
3/23/2020	$10,000.00	Nicholas C Fox	2445 Filbert Street, San Francisco, CA 94123	
3/23/2020	$1,000.00	David A Herman	2487 47th Avenue, San Francisco, CA 94116-2012	
3/23/2020	$1,000.00	Desiye Neil Collier	601 Van Ness Avenue, APT39, San Francisco, CA 94102-3263	
3/23/2020	$1,000.00	Philip J Rose	312 Caselli Avenue, San Francisco, CA 94114	
3/23/2020	$1,000.00	Julie Trescott	260 Chattanooga Street, APT 2, San Francisco, CA 94114-3412	
3/23/2020	$50,000.00	Ross A Boucher Trust - Ross Aaaron Boucher Trustee	2152 Market Street, APT B, San Francisco, CA 94114-4311	
3/23/2020	$1,000.00	Anonymous Through Fidelity Charitable	P.O. Box 770001, Cincinati, OH 45277 - 0053	
3/23/2020	$1,000.00	Brandon Schwartz	485 Justin Drive, San Francisco, CA, 94112	trebash@gmail.com
3/23/2020	$1,000.00	Liam Doyle	25 Sierra St, San Francisco, CA, 94107	liam.doyle@gmail.com
3/23/2020	$1,000.00	Emma L Dill	481 Dolores Street, San Francisco, CA, 94110	emma.l.dill@gmail.com
3/23/2020	$1,000.00	Adam J Desouza	950 HARRISON ST UNIT 103, SAN FRANCISCO, CA, 94107	adamdesouza@gmail.com
3/23/2020	$1,000.00	Walter A Haas	1155 Battery Street, San Francisco, CA, 94111	whaas3@gmail.com
3/23/2020	$10,000.00	Degree, Inc. dba Lattice	600 Battery St, San Francisco, CA, 94111	ap@lattice.com
3/23/2020	$2,000.00	Matthew G Crocker	160 Rutledge, San Francisco, CA, 94110	mgcrocker@gmail.com
3/23/2020	$2,000.00	Andrew Timmons	945 SHOTWELL ST, San Francisco, CA, 94110	andrewjtimmons@gmail.com
3/23/2020	$1,000.00	Killian Murphy And Elizabeth Drew	84 Lippard Ave, San Francisco, CA, 94131	elki@drewmurphy.net
3/20/2020	$1,000.00	Shawn Grunberger And Debbie Kahn	3918 Mission St Apt 3, San Francisco, CA, 94112	paysf_co@deepstorm.com
3/20/2020	$3,000.00	Thomas M Gloger	3155 Octavia St, san francisco, CA, 94123	maxgloger@gmail.com
3/20/2020	$2,500.00	Epic Church San Francisco	731 Market St. Lower Level, San Francisco, CA, 94131	minnie@epicsf.com
3/19/2020	$2,000.00	John Stedman	720 2nd Ave Apt 304, San Francisco, CA, 94118	stedbrook@comcast.net
3/19/2020	$1,000.00	Michael Rolig	749 Portola St Apt B, San Francisco, CA, 94129	michael.rolig@gmail.com
3/19/2020	$1,000.00	Snuller And Erika Price	178 27th Street, San Francisco, CA, 94110	snuller@gmail.com
3/18/2020	$1,000.00	Rica Santos	5010 Dorking Court, Newark, CA, 94560	ricasan13@gmail.com
3/18/2020	$1,000.00	John Robinson	2101 Pear St., PO Box 209, Pinole, CA, 94564	johnrobinson112709@gmail.com
3/18/2020	$1,000.00	Craig And Lorraine Mautner	36 Cortland Ave, San Francisco, CA, 94110	craig.mautner@alumni.ucsd.edu
3/18/2020	$3,000.00	Team Elbogen	806 Hayes St, San Francisco, CA, 94117	teamelbogen@gmail.com
3/18/2020	$1,000.00	The Hatfield Family	610 TERESITA BLVD, SAN FRANCISCO, CA, 94127	jherriot@gmail.com
3/18/2020	$1,000.00	Paul Mandel	949 Page St., San Francisco, CA, 94117	paul.mand3l@gmail.com
3/17/2020	$1,000.00	Steven Chang	120 Santa Paula Ave, San Francisco, CA, 94127	stchang@yahoo.com
3/17/2020	$5,000.00	Glynn Capital	3000 Sand HIll Rd, Menlo Park, CA, 94025	kim@glynncapital.com
3/17/2020	$1,000.00	Eric Koslow	1050 Dolores St, San Francisco, CA, 94110	ekoslow@gmail.com
3/17/2020	$1,000.00	Andrew L Perito	25 Sierra St. #W103, San Francisco, CA, 94107	andrewperito@gmail.com
3/17/2020	$2,000.00	Britt H Evangelist	1411 25th Avenue, San Francisco, CA, 94122	britt@smllp.law
3/17/2020	$10,000.00	The Hansma Family	211 Clarendon Rd, Burlingame, CA, 94010	scott@hansma.org
3/17/2020	$1,000.00	Evan Mcculloch	2105 Hillside Dr, Burlingame, CA, 94010	evanmcculloch@yahoo.com
3/17/2020	$1,000.00	Charles Fisher & Chelsea Childs	1025 Lombard Street, San Francisco , CA, 94109	chelseachilds@gmail.com
3/16/2020	$1,000.00	Alberto Gobbi & Man-Ling Lee	1084 Lincoln Ave., San Diego, CA 92103	
3/16/2020	$5,000.00	Frederick B Zamore	123 Fake St, San Francisco, CA, 94110	fzamore@gmail.com
3/16/2020	$1,000.00	Fiona Parker-Givens And Rob Hayes	2460 Washington St, San Francisco, CA, 94115	rob.hayes@gmail.com
3/16/2020	$1,000.00	Wally + Gretchen Cheng	215 Maple Street, San Francisco, CA, 94118	wally94@gmail.com
3/16/2020	$1,000.00	Melanie Subbiah	436 Noe St, San Francisco, CA, 94114	melanie.s.subbiah@gmail.com
3/16/2020	$1,000.00	Brian Singerman	4104 24th St. #511, San Francisco, CA, 94114	briansin@gmail.com
3/16/2020	$1,000.00	Aestek Consulting	77 Belgrave Ave, Ssn francisco, CA, 94117	geoffrey@aestek.org
3/16/2020	$1,000.00	Moira Burke	58 Gladys st., San Francisco, CA, 94110	moiraburke@gmail.com
3/16/2020	$1,000.00	Lucy Farey-Jones	487 Mississippi Street, San Francisco, CA, 94107	lucyfigfig@gmail.com
3/16/2020	$1,000.00	Matthew Chanoff	284 Missouri St., San Francisco, CA, 94107	matt@chanoff.com
3/16/2020	$1,500.00	Kent & Lauren Goldman	35 Miller Ave #233, Mill Valley, CA, 94941	skg2@cornell.edu
3/16/2020	$1,000.00	Margaret R Wrensch	1250 Pacheco Street, San Francisco, CA, 94116	mwrensch@yahoo.com
3/16/2020	$1,000.00	Christopher Tuttle	9A CHATTANOOGA ST, SAN FRANCISCO, CA, 94114	ctuttle@gmail.com
3/16/2020	$6,000.00	Sahil Shah	17009 Yvette Avenue, Cerritos, CA, 90703	s.shah1357@gmail.com
3/16/2020	$2,000.00	Daniel Byrd	622 Fell St, San Francisco, CA, 94102	danmbyrd@gmail.com
3/16/2020	$1,000.00	Brett Bukowski	690 Page St, San Francisco, CA, 94117	brett.bukowski@gmail.com
3/16/2020	$1,000.00	Mehul Kar	555 Mission Rock St, San Francisco, CA, 94158	mehul.kar@gmail.com
3/16/2020	$1,000.00	John F. Moroney	P.O. Box 14092, San Francisco, CA, 941140092	jfmoroney@gmail.com
3/16/2020	$1,000.00	Catherine Izard	58 Mirabel Ave, San Francisco, CA, 94110	catherine.izard@gmail.com
3/16/2020	$1,000.00	Tony Gonzales	163 Downey Street, San Francisco, CA, 94117	martha@thirty-six.com
3/16/2020	$1,000.00	Vera Wasacz	163 Downey Street, San Francisco, CA, 94117	vsweda@thirty-six.com
3/16/2020	$1,000.00	Ted And Grace Benson	456 9th Ave, #2, San Francisco, CA, 94118	grace.d.benson@gmail.com
3/16/2020	$1,000.00	Rebecca & Aaron Newton	1566 Hayes Street, San francisco, CA, 94117	becca@epitonic.org

3/16/2020	$1,000.00	Meena Lin	72 Cragmont Avenue, San Francisco, CA, 94116	alin0101@gmail.com
3/16/2020	$1,000.00	Kathleen Odowd	11 Agnon Ave, San Francisco, CA, 94112	kathy.odowd@gmail.com
3/16/2020	$1,000.00	Jean Yang	33 POND ST, SAN FRANCISCO, CA, 94114	jeanyang0@gmail.com
3/16/2020	$1,000.00	Andrew Schlaikjer	58 Gladys St, San Francisco, CA, 94110	andrew.schlaikjer@gmail.com
3/16/2020	$1,000.00	Kapanoglu Family	101 Lombard St Apt 303W, San Francisco, CA, 94111	sedatk@gmail.com
3/16/2020	$1,000.00	Frank Bailinson	3050 Lyon Street, San Francisco, CA, 94123	fbailinson@aol.com
3/16/2020	$1,000.00	Gaurav & Pujita Mathur	633 Hampshire st #3 , San Francisco , CA, 94110	gaurav.pujita@gmail.com
3/16/2020	$2,500.00	Jessica Hilberman And Katrina Reid	331 Bennington St., San Francisco, CA, 94110	jessica.hilberman@gmail.com
3/16/2020	$5,000.00	Justin Wyckoff	479 Noe street, san francisco, CA, 94114	jzwyckoff@gmail.com
3/16/2020	$1,000.00	Jeffrey Tumlin	554 Diamond St, San Francisco, CA, 94114	sfurbanist@gmail.com
3/16/2020	$1,000.00	Vipul Prakash And Vanessa Hsu	1636 Diamond St, San Francisco, CA, 94131	vanessa.hsu@gmail.com
3/16/2020	$1,000.00	Robert Hodsdon	1109 Baywood dr, Petaluma , CA, 94954	rhods74094@aol.com

Gift Date	Amount	Donor Name	Donor address	Email
8/31/2020	$1,000.00	Anonymous		
8/31/2020	$1,000.00	Apple Computer, Inc.		
8/31/2020	$2,000.00	Apple Computer, Inc.		
8/31/2020	$1,000.00	Google Inc.		
8/31/2020	$1,000.00	Jeffrey Cross		
8/31/2020	$1,000.00	Steven Hand		
7/30/2020	$1,000.00	Airbnb Inc		
7/30/2020	$1,000.00	Steven Heidel		
7/29/2020	$5,000.00	Howald Blake Fund		
7/17/2020	$1,500.00	Google Inc.		
7/16/2020	$1,500.00	David Chen		
7/2/2020	$1,400.00	Anonymous		
7/2/2020	$2,000.00	Netflix		
7/2/2020	$2,000.00	Robert Lucero		
6/22/2020	$10,000.00	Dropbox		
6/16/2020	$25,000.00	Comcast		
6/16/2020	$500,000.00	Gilead Sciences, Inc.		
6/16/2020	$2,000.00	Google Inc.		
6/16/2020	$1,000.00	Netflix		
6/16/2020	$2,000.00	Netflix		
6/16/2020	$200,000.00	Dolby		
6/16/2020	$2,000.00	Simon Rogers		
6/16/2020	$1,000.00	Simon Rogers		
6/12/2020	$5,000.00	Patrick Family Fund		
6/1/2020	$1,000.00	Ali Miller		
6/1/2020	$20,000.00	Anonymous		
6/1/2020	$1,000.00	Anonymous		
6/1/2020	$5,000.00	Apple Computer, Inc.		
6/1/2020	$2,000.00	Apple Computer, Inc.		
6/1/2020	$5,000.00	Apple Computer, Inc.		
6/1/2020	$2,000.00	Apple Computer, Inc.		
6/1/2020	$1,000.00	Apple Computer, Inc.		
6/1/2020	$2,000.00	Apple Computer, Inc.		
6/1/2020	$1,000.00	Benjamin Turner		
6/1/2020	$2,500.00	Christian Wofford		
6/1/2020	$2,500.00	Christian Wofford		
6/1/2020	$1,000.00	Craig Stout		
6/1/2020	$1,000.00	Google Inc.		
6/1/2020	$1,000.00	Google Inc.		
6/1/2020	$1,681.00	Google Inc.		
6/1/2020	$1,000.00	Google Inc.		
6/1/2020	$1,000.00	Google Inc.		
6/1/2020	$1,000.00	Google Inc.		
6/1/2020	$1,000.00	Jonathan Grobstein		
6/1/2020	$1,000.00	Microsoft		
6/1/2020	$1,000.00	Oath Inc		
6/1/2020	$1,000.00	Patrick Wynn		
6/1/2020	$1,000.00	Samuel Kaminsky		
6/4/2020	$100,000.00	AT&T		
5/29/2020	$7,000.00	David L. Klein, Jr. Fund		
5/29/2020	$2,500.00	Tung Family Fund		
5/29/2020	$100,000.00	Dara Khosrowshahi		
5/29/2020	$250,000.00	Susan Pritzker		
5/18/2020	$10,000.00	Mark R. and Mauree Jane Perry		
5/15/2020	$100,000.00	Susan Pritzker		
5/8/2020	$75,000.00	Chime, Inc.	77 Maiden Lane, San Francisco, CA 94108	bsteinberg@chime.com
5/7/2020	$5,000.00	Patrick Family Fund		

5/6/2020	##########	#Start Small	c/o Apercen Partners, 314 Lytton Avenue, Suite 200, Palo Alto, CA 93401	vanessa@gostartsmall.org
5/4/2020	$100,000.00	First Republic Bank	101 Pine Street, San Francisco, CA 94111	jegill@firstrepublic.com
5/4/2020	$2,000.00	Jewish Family and Children's Services/ Andy Cobl	264 16th Avenue, San Francisco, CA 94118	
5/1/2020	$20,000.00	JCF's Covid-19 Fund	121 Steuart Street, San Francisco, CA 94105	
4/30/2020	$2,000.00	Anonymous Through The Benevity Community Impact Fund		
4/30/2020	$1,000.00	Anonymous Through The Benevity Community Impact Fund		
4/30/2020	$1,000.00	Anonymous Through The Benevity Community Impact Fund		
4/30/2020	$1,000.00	Anonymous Through The Benevity Community Impact Fund		
4/30/2020	$2,000.00	Anonymous Through The Benevity Community Impact Fund		
4/29/2020	$100,000.00	Slack Corp.	500 Howard Street, San Francisco, CA 94105	drohatgi@slack-corp.com
4/27/2020	$15,000.00	Pacific Gas & Electric Company	77 Beale Street, San Francisco, CA 94106	
4/24/2020	$10,000.00	Impact Assets	7315 Wisconsin Avenue, Bethesda, MD 20814	
4/23/2020	$200,000.00	Bank of America, Charitable Foundation	Bank of America Plaza, Los Angeles, CA 90071	liz.p.minick@bofa.com
4/23/2020	$25,000.00	Comcast		
4/20/2020	$1,000.00	Anonymous Through The Benevity Community Impact Fund		
4/20/2020	$1,000.00	Anonymous Through The Benevity Community Impact Fund		
4/20/2020	$1,700.00	Anonymous Through The Benevity Community Impact Fund		
4/20/2020	$1,700.00	Anonymous Through The Benevity Community Impact Fund		
4/20/2020	$1,700.00	Anonymous Through The Benevity Community Impact Fund		
4/16/2020	$3,000.00	David L. Klein, Jr. Fund		
4/16/2020	$5,000.00	Friedman/Meyer Fund	The San Francisco Foundation, One Embarcadero Center, Suite 1400, San Francisco, CA 94111	
4/16/2020	$1,000.00	Emma Fisher c/o Hirsch & Associates	1958 Summit Park Drive, Suite 200, Orlando, FL 32810	grants@hirschassoc.com
4/16/2020	$100,000.00	LinkedIn For Good	2440 West El Camino Real, Suite 300, Mountain View, CA 94040	
4/14/2020	$50,000.00	Kyle and Tracy Voght Charitable Fund	2417 Franklin Street, San Francisco, CA 94123	
4/10/2020	$50,000.00	Waymo, LLC	1600 Amphitheatre Parkway, Mountain View, CA 94043	reb@platinumadvisors.com
4/9/2020	$5,000.00	Anonymous		
4/9/2020	$100,000.00	Nion T. McEvoy, Sr.		caitlin@hirschassoc.com
4/9/2020	$15,000.00	Eileen and Peter Michael Fund	The San Francisco Foundation, One Embarcadero Center, Suite 1400, San Francisco, CA 94111	
4/6/2020	$111,682.00	Kyle and Tracy Voght Charitable Fund	2416 Franklin Street, San Francisco, CA 94122	
4/6/2020	$500,000.00	The Stupski Foundation	90 New Montgomery Street, Suite 1100, San Francisco, CA 94105	
4/3/2020	$995,010.00	Aneel Bhusri		aneel.bhusri@workday.com
4/2/2020	$100,000.00	Pincus Family Fund	2440 West El Camino Real, Suite 300, Mountain View, CA 94040	
4/2/2020	$50,000.00	Kan Family Fund		
3/30/2020	$1,350.00	Brian Calvert	780 Joost Avenue, San Francisco, CA 94127	
3/30/2020	$8,000.00	Daniel Ammann	333 Brannan Street, San Francisco, CA 94107	
3/30/2020	$1,000.00	Luke Pulaski	5825 Racine Street, Oakland, CA 94609	
3/30/2020	$50,000.00	The Conway Family Charitable Fund	1958 Summit Park Drive, Suite 200, Orlando, FL 32810	
3/29/2020	$1,000.00	Brooks Reed	39 Divisadero Street, San Francisco, CA 94117	
3/27/2020	$5,000.00	Violet World Foundation	c/o Miramar Services 250 Grandview Drive Suite, Suite 400, Ft. Mitchell, KY 41047	grants@hirschassoc.com
3/26/2020	$500,000.00	Crankstart Foundation	2626 Vallejo Street, San Francisco, CA 94123	
3/26/2020	$1,000,000.00	Hellman Foundation	One Maritime Plaza, Suite 2010, San Francisco, CA 94111	caitlin@hirschassoc.com
3/26/2020	$10,000.00	Shashwat Kandadai	13684 Quito Road, Saratoga, CA 95070	
3/26/2020	$1,000.00	Walter Gray	2149 Ashby Avenue, Berkeley, CA 94705	
3/25/2020	$1,000.00	Cody Neil	701 China Basin Street, San Francisco, CA 94158	
3/25/2020	$1,200.00	Robert Grant	1010 Continental Drive, Menlo Park, CA 94025	
3/25/2020	$1,000.00	Thomas Boyd	215 41st Avenue, San Mateo, CA 94403	
3/24/2020	$1,000.00	Divya Thakur	601 4th Street, San Francisco, CA 94107	
3/23/2020	$250,000.00	Preston-Werner Foundation	314 Lytton Avenue, Suite 200, Palo Alto, CA 94301	tom@prestonwernerventures.com; theresa@prestonwernerventures.com
3/23/2020	$1,000.00	Roman Sergeev	55 Sierra Street, APT 201, San Francisco, CA 94107	

Give2SF In-Kind Donations Received Through 8/28/2020

Gift Date	Donor Name	Donated Item	Donation Value	Contact Name	Contact Information
5/22/2020	Private Individual (Kim Tirva)	40.5-ounce Refills of Foam Sanitizer for LTX-12 Touchless Dispensers	$ 62.40	Kimberley Tirva	kimtirva@gmail.com
5/22/2020	Timbuk2	Bandannas and Neck Gaiters	$ 10,804.70	Michelle Nadeau	michellen@timbuk2.com
5/15/2020	Onfleet	Monthly Software Access From Onfleet	$ 500.00	Elissa Malmquist	elissa@onfleet.com
5/14/2020	New Taipei City	Cloth Masks	$ 505.69	Jacob Kan Chuan Lin	ai9187@ntpc.gov.tw
5/14/2020	New Taipei City	Epidemic Protection Face Shields	$ 1,313.25	Jacob Kan Chuan Lin	ai9187@ntpc.gov.tw
5/14/2020	New Taipei City	Impervious Isolation Gowns	$ 2,414.00	Jacob Kan Chuan Lin	ai9187@ntpc.gov.tw
5/14/2020	New Taipei City	Cloth Masks	$ 229.86	Jacob Kan Chuan Lin	ai9187@ntpc.gov.tw
5/14/2020	PCS	Vented N95 Masks	$ 12,700.00	Chad Duncan	chadd@sftoolstore.com
5/13/2020	ICBC US Region	Hazmat Suits (Dupont)	$ 516.00	Jiande Kang	kangj@icbc-us.com
5/13/2020	ICBC US Region	Safety Goggles (Condor Model 1VT70)	$ 2,016.00	Jiande Kang	kangj@icbc-us.com
5/13/2020	Shanghai Hongbo Investment & Management (Group) Co., Ltd	Disposable Face Masks	$ 12,770.00	Jiande Kang	kangj@icbc-us.com
5/13/2020	ICBC US Region	KN95 Masks	$ 4,000.00	Jiande Kang	kangj@icbc-us.com
5/13/2020	China Mobile International (USA)	Surgical Mask w/ Ear Loops	$ 25,540.00	Sophia Su	sophiasu@cmi.chinamobile.com
5/13/2020	Greenwich Terrace Householding	1 Gal. RX 20/20 Hand Sanitizer, 80% Alcohol	$ 21.13	Alex Styrsky	alexs3.1415@gmail.com
5/13/2020	Vietnam Consulate General	Fabric Face Coverings	$ 6,385.00	Tran Thanh Tung	Tungsf2018@gmail.com
5/12/2020	Culk	Fabric Face Masks	$ 3,064.80	Brian Lance	brian@culk.co
5/12/2020	Private Individual (Lou and Suzanne Giraudo)	Boxes of Milton's Gluten-Free Crackers	$ 600.00	Lou and Suzanne Giraudo	girauds@sutterhealth.org
5/12/2020	Private Individual (Lou and Suzanne Giraudo)	Chocolate Chip Cookies	$ 600.00	Lou and Suzanne Giraudo	girauds@sutterhealth.org
5/11/2020	Dickinson Corp.	3D Printed Face Shields	$ 4,000.00	Oliver Ousterhout	oliver.ousterhout@dickinsoncorp.com
5/11/2020	Timbuk2 X CNBC	Face Coverings	$ 26,755.70	Michelle Nadeau	michellen@timbuk2.com
5/8/2020	Private Individual (Yan Xiao)	Medical Gown	$ 500.00	Yan Xiao	jasmine_xiao1982@hotmail.com
5/8/2020	Private Individual (Yan Xiao)	Surgical Masks		Yan Xiao	jasmine_xiao1982@hotmail.com
5/8/2020	SF Chinese Alliance Church	Level 1 Surgical Masks	$ 957.75	Sarah Hui	shui737@yahoo.com
5/6/2020	Global Office	Face Shields	$ 4,250.00	Anthony Bishop	abishop@globalofficeinc.com
5/6/2020	HUB Group	Large Refrigerated Truck	$ 38,483.00	Ivan Zenovic	izenovic@hubgroup.com
5/5/2020	Private Individual (Jonica Little)	3D Printed Faceshields	$ 127.50	Jonica Little	jonicalittle@gmail.com
5/4/2020	BELLA+CANVAS	Fabric Face Masks	$ 6,129.60	Victoria Thomas	Victoria.Thomas@bellacanvas.com
5/4/2020	Veritas Investments	Level 1 Surgical Masks	$ 31,286.50	Dan Chung	dchung@veritasinv.com
5/4/2020	Veritas Investments	3M N95 Masks	$ 2,500.00	Dan Chung	dchung@veritasinv.com
5/4/2020	Veritas Investments	San Huei N95 Masks	$ 1,560.00	Dan Chung	dchung@veritasinv.com
5/4/2020	EO Essentials	EO 40-ounce Unscented Hand Sanitizer	$ 1,872.00	Tom Feegel	tom@eoproducts.com
5/4/2020	SF Public Health Foundation	Boxed Lunch	$ 825.00	Penny Eardley	peardley@sfphf.org
5/1/2020	Marine Layer	Handsewn Fabric Masks	$ 1,915.50	Dave Szymaszek	dave@marinelayer.com
5/1/2020	Private Individual (Colette Vance-Wright)	Fabric Face Masks	$ 127.70	Colette Vance-Wright	cvancewright@gmail.com
5/1/2020	Westpoint homes	Fabric Face Masks	$ 3,192.50	Donna Burkard	contactus@wphome.com
4/29/2020	Timbuk2 X CNBC	Timbuk2 Face Masks	$ 3,295.94	Michelle Nadeau	michellen@timbuk2.com

Give2SF In-Kind Donations Received Through 8/28/2020

Gift Date	Donor Name	Donated Item	Donation Value	Contact Name	Contact Information
4/28/2020	Shanghai City Government	1,200 N95 Masks	$ 10,500.00	Yanhua Chen	yanhuachen1020@163.com
4/28/2020	Shanghai City Government	20,000 KN95 Masks	$ 100,000.00	Yanhua Chen	yanhuachen1020@163.com
4/28/2020	RealReal	Level 1 Surgical Masks	$ 103,053.90	Nicole Ganot	nicole.ganot@therealreal.com
4/27/2020	Consulate General of the People's Republic of China	Escalier 3-Ply Single-Use Masks	$ 3,831.00	Ning Ma	maningsrilanka@gmail.com
4/24/2020	Private Individual (Nikcole Cunningham)	Sunny Care Gloves, Size M	$ 40.00	Nikcole Cunningham	mrs.nikcolecunningham@gmail.com
4/24/2020	Feysan Lodde	2 Pallets of 16.9-ounce Water Bottles	$ 750.00	Roxie Malone	roxiemalone@gmail.com
4/24/2020	Feysan Lodde	1 Pallet of Gallon Water Drums	$ 750.00	Roxie Malone	roxiemalone@gmail.com
4/24/2020	Hint, Inc	16-ounce Water Bottles	$ 2,100.00	Polly St. Geme	polly@drinkhint.com
4/22/2020	Private Individual (Guo Zi Dai)	Surgical Masks	$ 383.10	Guo Zi Dai	guozidai@gmail.com
4/22/2020	Comcast	Large Tote Bags	$ 5.00	Lorena Hernandez	lorena_hernandez@cable.comcast.com
4/21/2020	WestPoint Home	Masks from Westpoint Home	$ 3,192.50	Donna Burkard	contactus@wphome.com
4/21/2020	Private Individual (Nga Pham)	OEKO-TEX, Standard 100	$ 3,831.00	Nga Pham	ndyuong@gmail.com
4/21/2020	Timbuk2 X NBC Sports	Timbuk2 Face Masks	$ 2,298.60	Michelle Nadeau	michellen@timbuk2.com
4/20/2020	Timbuk2	Timbuk2 Bandannas	$ 411.19	Michelle Nadeau	michellen@timbuk2.com
4/20/2020	Kerogen Capital	Surgical Masks	$ 319.25	Cara Hannah	cara.hannah@kerogencap.com
4/20/2020	Fanatics	Surgical Mask w/ Ear Loops	$ 1,109.71	Jon Steinberg	jsteinberg@fanatics.com
4/17/2020	DWU Consulting LLC	Standard Surgical Masks	$ 1,277.00	Dafang Wu	dwu@dwuconsulting.com
4/17/2020	FitnessSF	FitnessSF Yowies	$ 3,250.00	Troy Macfarland	tmacfarland@fitnesssf.com
4/17/2020	Veritas Investments	Anphu Pharma and Medical Surgical Masks	$ 6,065.75	Dan Chung	dchung@veritasinv.com
4/17/2020	Veritas Investments	3M N95 8210 and 8710 Masks	$ 2,800.00	Dan Chung	dchung@veritasinv.com
4/17/2020	Veritas Investments	Anphu Pharma Medical Masks	$ 6,065.75	Dan Chung	dchung@veritasinv.com
4/17/2020	Veritas Investments	3M N95/8710 Masks	$ 2,800.00	Dan Chung	dchung@veritasinv.com
4/16/2020	Consulate General of the People's Republic of China	Escalier 3-Ply Single-Use Masks	$ 3,831.00	Ning Ma	maningsrilanka@gmail.com
4/16/2020	Apple	Face Shields	$ 255,000.00	Angelica Gonell	agonell@apple.com
4/15/2020	Private Individual (Laurie Green)	3D Starbuss N95 Masks	$ 13,440.00	Laurie Green	greenlaurie@hotmail.com
4/14/2020	Comcast	Cloth Bags	$ 57.53	Lorena Hernandez	Lorena_Hernandez@comcast.com
4/13/2020	Elite Supply Source	Vinyl Aprons, Cordova #RA0bc48, Clear, Tied String, Sewn Edges	$ 3,045.90	Sean Luigs	sluigs@elitesupplysource.com
4/13/2020	Elite Supply Source	Disposable Sleeves, Cordova #PS18W2 White, 8-inch	$ 127,800.00	Sean Luigs	sluigs@elitesupplysource.com
4/10/2020	PCS	Peakfit N95 Particulate Respirators	$ 1,000.00	Chad Duncan	chadd@sftoolstore.com
4/10/2020	PCS	Shoe Covers	$ 6,966.00	Chad Duncan	chadd@sftoolstore.com
4/9/2020	RainBeau	Handsewn Fabric Masks	$ 279.00	Mark Bussin	mbussin@rainbeau.com
4/7/2020	AlterEco	Alter Eco Chocolates (Cases)	$ 180.00	Autumn Castrillo	autumn.castrillo@alterecofoods.com
4/7/2020	Seamsters Union	Handsewn Fabric Masks	$ 400.00	Katie Kresl	kkresl1@gmail.com
4/7/2020	Levi's	Handsewn Fabric Masks	$ 30,402.00	Alexis Bechtol	abechtol@levi.com
4/6/2020	Apple	Disposable Particulate Filter Respirators (Safety Director: 305050A NIOSH-approved)	$ 250,800.00	Angelica Gonell	agonell@apple.com

Give2SF In-Kind Donations Received Through 8/28/2020

Gift Date	Donor Name	Donated Item	Donation Value	Contact Name	Contact Information
4/1/2020	One Medical	COVID-19 Test Kits (Swabs and Testing Media)	$ 9,034.00	Brian Cogburn	bcogburn@onemedical.com
3/27/2020	Dolby Laboratories	Waxie Shield Nitrile Powder-Free General-Purpose Gloves (W8644S) - Multiple Sizes	$ 5,888.00	Joan Scott	joan.scott@dolby.com
3/27/2020	Dolby Laboratories	SAS N95 Particulate Respirators (8625)	$ 10,500.00	Joan Scott	joan.scott@dolby.com
3/27/2020	Endless West Spirits	Gallon Hand Sanitizer	$ 980.00	Lea Solimine	lea@endlesswest.com
3/27/2020	Endless West Spirits	Gallon Hand Sanitizer	$ 2,000.00	Lea Solimine	lea@endlesswest.com
3/27/2020	Apple	Epic 40578-RS5 Masks with Ear Loop	$ 53,634.00	Angelica Gonell	agonell@apple.com
3/25/2020	Facebook	Clorox Bleach Cannisters	$ 13,590.00	John R. Day	jday@fb.com
3/25/2020	Facebook	Tuff Grip Gloves (Nitrile, XL)	$ 12,288.00	John R. Day	jday@fb.com
3/25/2020	Facebook	Tuff Grip Gloves (Nitrile, L)	$ 1,280.00	John R. Day	jday@fb.com
3/25/2020	Facebook	Condor Safety Eyewear	$ 21,000.00	John R. Day	jday@fb.com
3/25/2020	Facebook	Hand Sanitizer Dispensers	$ 12,000.00	John R. Day	jday@fb.com
3/25/2020	Facebook	Germ Attack Hand Sanitizer, Gallon Refills	$ 4,226.00	John R. Day	jday@fb.com
3/25/2020	Facebook	Self-Priming Filter, FDA Approved, NIOSH-Approved Respirators	$ 25,000.00	John R. Day	jday@fb.com
3/25/2020	DoorDash	Uline S-9632 Standard Respirators	$ 13,000.00	Mariah Ray	mariah.ray@doordash.com
3/25/2020	Asian Art Museum Foundation	Purple Nitrile Gloves, Kimberley Clark, Medium	$ 1,024.00	Calen McEldowney	cmceldowney@asianart.org
3/25/2020	Asian Art Museum Foundation	Sperian One-Fit Masks	$ 2,000.00	Calen McEldowney	cmceldowney@asianart.org
3/20/2020	Roddy Lindsay	2 ounce CleanSF Sanitizer	$ 1,612.50	Roddy Lindsay	theride@gmail.com
3/20/2020	Facebook	Sperian One-Fit W1400 Masks	$ 54,000.00	John R. Day	jday@fb.com
3/20/2020	Facebook	UniAir SH3500 Masks	$ 123,600.00	John R. Day	jday@fb.com
3/20/2020	Facebook	3-in-1 Valumax Disposable Ear Loop Masks	$ 76,620.00	John R. Day	jday@fb.com
3/20/2020	Facebook	Shoma Gloves (M)	$ 38,400.00	John R. Day	jday@fb.com
3/20/2020	Facebook	Shoma Gloves (L)	$ 25,600.00	John R. Day	jday@fb.com
3/20/2020	Facebook	Tuff Grip (Nitrile, L)	$ 1,280.00	John R. Day	jday@fb.com
3/20/2020	Facebook	Tuff Grip (Nitrile, XL)	$ 24,576.00	John R. Day	jday@fb.com
3/20/2020	Flexport LLC	Gloves	$ 8,704.00	Susy Schöneberg	susy@flexport.com
3/20/2020	Flexport LLC	Medical Gowns	$ 7,600.00	Susy Schöneberg	susy@flexport.com
3/20/2020	Flexport LLC	Surgical Masks	$ 76,620.00	Susy Schöneberg	susy@flexport.com
3/20/2020	Flexport LLC	Thermometers	$ 3,075.00	Susy Schöneberg	susy@flexport.com

From:	Sobrepena, Amanda (CON)
To:	Calvillo, Angela (BOS); Elsbernd, Sean (MYR)
Cc:	Rosenfield, Ben (CON); Kelly, Naomi (ADM); Carroll, Maryellen (DEM); Rydstrom, Todd (CON); delaRosa, Mark (CON); Kelley, Amanda (CON); Woo, Winnie (CON); Wen, Xing Hua (CON)
Subject:	Give2SF Monthly Report - 10/1/2020
Date:	Thursday, October 1, 2020 2:37:01 PM
Attachments:	Give2SF Monthly Update Memorandum 10.01.2020.pdf Give2SF Monetary Donations List (Through 09.30.2020).xlsx Give2SF In-Kind Donations Attachment (Through 09.30.2020).xlsx

Madame Clerk and Mr. Chief of Staff,

Attached is the Controller's monthly report on the Give2SF fund, dated October 1, 2020. Please forward in your respective offices as you believe best.

Thank you and please let us know if you have any questions.

Amanda Sobrepeña
Office of the Controller, City & County of San Francisco
(415) 554-7658 | amanda.sobrepena@sfgov.org
Pronouns: She/Her

OFFICE OF THE CONTROLLER
CITY AND COUNTY OF SAN FRANCISCO

Ben Rosenfield
Controller

Todd Rydstrom
Deputy Controller

Give2SF COVID-19 Response and Recovery Fund

Monthly Status Update

TO: Mayor's Office
Board of Supervisors

FROM: Ben Rosenfield, Controller

CC: Naomi Kelly, City Administrator, General Services Agency
Mary Ellen Carroll, Executive Director, Department of Emergency Management

DATE: October 1, 2020

SUBJECT: **City and County of San Francisco's Give2SF COVID-19 Response and Recovery Fund**

The Give2SF COVID-19 Response and Recovery Fund (Give2SF) is a special fund established by the City and County of San Francisco (City) as part of the *Second Supplement to Mayoral Proclamation Declaring the Existence of a Local Emergency*, dated February 25, 2020, and issued on March 13, 2020. This memorandum summarizes both monetary and in-kind donations (goods) for Give2SF.

Monetary Donations

The Second Supplement authorizes the Controller to accept and expend funds to provide shelter, food, financial assistance, and other assistance to individuals and families in San Francisco impacted by the emergency; to replace, repair, and rebuild public buildings, infrastructure, and other assets for use in the City's efforts to respond to the emergency; to issue and administer grants and/or interest-free loans to small businesses in San Francisco to compensate for economic harms resulting from COVID-19; and for other city efforts to address the impacts of COVID-19. The Twenty-Sixth Supplement to the mayoral declaration, dated August 26, 2020, authorizes the Controller to accept and expend funds to support youth programs, including but not limited to, Community Hub and Emergency Child & Youth Care spaces that ensure professional supervision and access to educational and technological resources, physical activity, food, social and emotional development, and other support for the most vulnerable children and youth.

Within the authorized uses outlined above, the City has identified four priority areas for the use of the Give2SF funds: (1) food security, (2) access to housing, (3) security for workers and small businesses, and (4) youth programs. Disbursements of funds are approved by a committee consisting of City Administrator Naomi Kelly, Director of Emergency Management Mary Ellen Carroll, and myself.

Through September 30, 2020:

- $28,751,623 has been donated to and received by Give2SF both directly and through the San Francisco Foundation, $28,319,000 of which has been allocated.
- Of $28,319,000 that has been allocated:
    - $18,435,000 is for programs operated by the Department of Children, Youth and Their Families and Recreation and Park Department, Human Services Agency, Mayor's Office of Housing and Community Development, Office of Early Care and Education, or Office of Economic and Workforce Development.
    - $9,884,000 has been allocated to programs that will be administered, with city oversight, by nonprofit organizations through grant agreements between them and the San Francisco Foundation.

The exhibits below summarize this information, including how departments have disbursed the funds through their programs. An attachment to this memorandum shows the individual donations received, including donor name, date, amount, and fund (and excludes individual donations received by departments directly for their own use).

Exhibit 1: Total Donations Received by Give2SF

Donations Received Directly by Give2SF	Donations to Give2SF Through San Francisco Foundation	Total Donations Received
$7,779,645	**$20,971,978**	**$28,751,623**

Exhibit 2: Total Approved Disbursements and Disbursements to Departments, by Use of Fund

Department	Use of Fund	Disbursements Approved	Disbursements Made
Department of Children, Youth and Their Families and Recreation and Park Department	Youth programs	$125,000	$100,000
Human Services Agency	Food security	$6,946,482	$6,946,482
Office of Early Care and Education	Security for workers and small businesses	$1,000,000	$1,000,000
Office of Economic and Workforce Development	Security for workers and small businesses	$4,073,518	$4,073,518
Mayor's Office of Housing and Community Development	Access to housing	$6,290,000	$6,290,000
	Total	**$18,435,000**	**$18,410,000**

Exhibit 3: Human Services Agency's Program Uses and Impacts

Purpose	Description	Nonprofit Organization Partner	Amount	Impact
Senior/ Disability Food and Nutrition Network	Support equipment, staffing, and other infrastructure needed to modify services under COVID-19 (for example, freezers to provide multiday meal packs, additional delivery drivers and vehicles).	Department of Disability and Aging Services Network Providers[a]	$1,600,000	100,000 new meals per month and supporting program modifications to maintain pre-COVID-19 service levels of 250,000 meals per month
Undocu-mented and Immigrant Households	Support low-income undocumented and immigrant households who may be ineligible for mainstream benefits (for example, CalFresh) by providing gift cards ranging from $200 to $600 in value.	HealthySF	$500,000	2,631 households[b]
		Chinese for Affirmative Action	$300,000	500-700 households
Family Support	Support low-income families with gift cards distributed through Family Resource Centers (value based on household size), which operate in high-priority zip codes (based on COVID-19 infection rate, CalFresh application volume, and other factors).	Family Resource Centers	$750,000	Up to 1,400 families
Isolation/ Quarantine Support	Meet emergency food needs of households in isolation/quarantine due to confirmed or suspected infection until regular food support is established.	Shanti Project	$75,000	300-450 households
LGBTQ Food Relief	Distribute gift cards to help LGBTQ people meet urgent food needs, with a particular focus on trans people of color, trans immigrants, low-income LGBTQ people, and those who have lost their income due to COVID-19.	LGBTQ Center	$75,000	300-400 individuals
Food Relief for Low-Income Transitional Age Youth	Distribute gift cards to transitional age youth (age 18 to 24) receiving Medi-Cal benefits through the Human Services Agency, a group who reported pressing food needs via an agency-administered survey and are unlikely to receive other disaster assistance food support.	N/A – To be distributed by Human Services Agency	$860,000	3,700-4,000 individuals
Support for Mothers and Infants of Color	Distribute gift cards to support mothers and infants from communities of color, leveraging culturally appropriate pregnancy and postpartum care programs to reach low-income African-American, Latinx, and Pacific Islander pregnant women. Clients will receive $599 to $1,200 in gift cards over the support period.	SisterWeb SF Community Doula Network	$103,500	75 families
		Black Infant Health	$68,885	115 families

Purpose	Description	Nonprofit Organization Partner	Amount	Impact
Food Support for Latinx Community	Support distribution of culturally-appropriate groceries to the Latinx community. This includes groceries picked up in-person at pantries and deliveries to vulnerable residents.	CANA/ Mission Food Hub	$1,486,482	*To be quantified*[c]
		Homies Organizing the Mission to Empower Youth (HOMEY)	$99,000	300 families
Meals for HOPE SF Residents	Support distribution of prepared meals to residents in the Sunnydale and Potrero HOPE SF sites. Meals will be delivered 2-3 times per week for up to 16 weeks. This funding helps to sustain existing efforts at these locations.	Mercy Housing	$192,000	*To be quantified*[c]
		Shanti Project	$96,000	*To be quantified*[c]
Grocery Delivery to San Francisco Housing Authority Residents	Sustain six weeks of grocery distribution for 600 families per week (residents of public housing and Rental Assistance Demonstration sites, as well as participating families in the Section 8 programs). Service is rotated across sites so that a family will receive this support once per month.	San Francisco Housing Authority	$169,236	600 families
Emergency and Short-Term Funding Support for Communities of Color[d]	Sustain meal service to homeless encampments during two-week gap in regular service through the Meals in Place program (neighborhoods: Upper Market, SOMA, Mission, and Bayview)	Nourish	$292,824	19,600 meals distributed
	Support distribution of meals through the African-American Faith-Based Coalition to older and otherwise at-risk African-American households citywide.	San Francisco New Deal	$241,955	21,916 meals distributed
	Support distribution of meals through Mother Brown's Dining Hall in the Bayview to ensure maintenance of weekend meal service levels.	La Cocina	$22,600	2,000 meals distributed
	Pilot a weekly hot meal to supplement food resources for low-income Treasure Island residents.	One Treasure Island	$14,000	160 residents
		Total	**$6,946,482**	

Notes:
[a] Bayview Senior Services, Centro Latino, Episcopal Community Services, Glide, Jewish Family & Children's Services, Kimochi, Meals on Wheels, On Lok/30th Street, Project Open Hand, Russian American Community Services, San Francisco-Marin Food Bank, Self-Help for the Elderly
[b] Total card value exceeds allocation because bulk purchase of cards provides 5 percent discount.
[c] Program/service delivery is in the planning phase. Grantees and impacts will be reported in subsequent reports.
[d] These initiatives were identified by the Emergency Operations Center Feeding Group as needing short-term support to fill critical funding gaps for community-driven efforts serving communities of color.
Source: Human Services Agency

Exhibit 4: Office of Economic and Workforce Development Program Uses and Impacts

Purpose	Description	Grantee	Amount	Impact
Small Business Resiliency Grants	Make emergency grants to eligible small businesses with evidence of at least 25% revenue loss in a 30-day period.	Northeast Community Federal Credit Union	$1,000,000	At least 100 small businesses to access grants of up to $10,000
Small Business No-Interest Loans	San Francisco Hardship Emergency Loan Program (SF HELP) funds can be used to pay payroll, rent, utilities, inventory, and more. Flexible loan terms determined on a case-by-case basis, based on borrower's ability to repay.	Mission Economic Development Agency	$1,000,000	At least 20 businesses to access no-interest loan of up to $50,000
		Main Street Launch	$1,200,000	At least 24 businesses to access no-interest loan of up to $50,000
Supportive Services for Immigrant Workers	Provide direct support to immigrants and undocumented children, families, and communities affected by COVID-19.	Office of Civic Engagement and Immigrant Affairs (Subrecipient: SF Labor Council)	$115,000	Provide $200 to at least 500 individuals
		Office of Civic Engagement and Immigrant Affairs (Subrecipient: UndocuFund SF)	$115,000	Provide $200 to at least 500 individuals
		Bay Area Community Resources	$115,000	Provide $200 to at least 500 individuals
		Bay Area Community Resources (Subrecipient: Community Youth Center)	$115,000	Provide $200 to at least 500 individuals
Supportive Services for Food Security	Provide direct relief to support immigrants and undocumented children, families, and communities affected by COVID-19.	Bay Area Community Resources	$100,000	Provide $200 to at least 500 individuals
		Bay Area Community Resources (Subrecipient: Community Youth Center)	$100,000	Provide $200 to at least 500 individuals
	Provide support to the Mission District Food Hub, which Carnaval kicked off on Cinco de Mayo.	San Francisco Arts Commission (Subrecipient: Cultura y Arte Nativa de las Americas (CANA))	$100,000	Provide groceries to 4,000 disadvantaged, mostly immigrant households
	Provide direct relief to support vulnerable residents in low-income communities of color hard-hit by the pandemic, with a focus on public housing residents and at-risk households.	Human Rights Commission (Subrecipients Collective Impact)	$63,518*	Provide meals to 3,800 vulnerable residents
	Support food relief efforts for low-income, limited English-speaking workers who test positive for COVID-19 and find they cannot support themselves during quarantine.	Bay Area Community Resources (Subrecipient: Community Youth Center)	$50,000	Provide support to 250 low-income, vulnerable, disconnected households
		Total	**$4,073,518**	

** $63,518 of the original $350,000 allocation was spent. The remaining balance of $286,482 was transferred to the Human Services Agency to continue support for food security under the Food Support for Latinx Community program.*

Source: Office of Economic and Workforce Development

Exhibit 5: Mayor's Office of Housing and Community Development's Program Uses and Impact

Program	Description	Nonprofit Organization Partner	Amount	Impact
Housing Stabilization	Provide financial assistance for rent, mortgage, utility, and other housing costs to eligible households per application period (average amount of $4,000 per household, with an assistance cap of $10,000). Households are eligible, regardless of immigration status, if they have experienced a substantial loss of income due to COVID-19 and cannot afford their housing costs. Applications are run through a prioritization tool that identifies households that are most at risk.	Catholic Charities of San Francisco	$1,258,000	Approximately 9,000 applications received requesting financial assistance of over $42 million. To date, 1,443 prioritized applications are in the process of receiving up to a combined $5.8 million in assistance.
		Eviction Defense Collaborative	$1,258,000	
		La Raza Community Resource Center	$1,258,000	
		Q Foundation	$1,258,000	
		Young Community Developers	$1,258,000	
		Total	**$6,290,000**	

Source: Mayor's Office of Housing and Community Development

Exhibit 6: Office of Early Care and Education's Program Uses and Impact

Program	Description	Nonprofit Organization Partner	Amount	Impact*
Family Child Care (FCC) Emergency Operating Grants	Provide economic relief to FCC educators, who represent a sector of self-employed, low-income workers, who are not eligible or do not have access to many of the funding resources available to other business sectors, in order to help FCCs to survive loss of revenue until full enrollment can begin again.	Low Income Investment Fund (LIIF)	$1,000,000	165 grants awarded to 35 large FCC homes (serving up to 14 children) and 130 small FCC homes (serving up to 8 children).

Language Type	Large	Small	Amount
Chinese	25	63	$565,000
Spanish	7	38	$260,000
English	3	29	$175,000
Total	**35**	**130**	**$1,000,000**

		Total	**$1,000,000**	

* The application deadline was July 17, 2020. All grants have now been distributed by LIIF to the FCC grantees via direct deposit.

Source: Office of Early Care and Education

Exhibit 7: Department of Children, Youth and Their Families' and Recreation and Park Department's Program Uses and Impact

Program	Description	Nonprofit Organization Partner	Allocated Amount*	Impact
COVID-19 Community Hubs Initiative	Community Hubs are designed to support children and youth who: are part of low-income households; live in HOPE SF, public housing, or single-room occupancy hotels; are experiencing homelessness; are foster youth; or are English language learners.	YMCA of San Francisco	$125,000	Provide backpacks and supplies for children and youth who meet one of the following criteria: 1) are in kindergarten through 6th grade, are enrolled in any phase of the Community Hubs, and are from a high-need community as defined by the program design (up to 6,000 individuals); or 2) others in kindergarten through 6th grade and those above the 6th grade level who live within walking distance of a Community Hub but cannot enroll.
		Total	**$125,000**	

* $100,000 of the $125,000 has been disbursed to the department.

Source: Department of Children, Youth and Their Families and Recreation and Park Department

Exhibit 8: Total Approved Disbursements from the San Francisco Foundation Directly to Nonprofit Organizations With City Oversight

Program	Oversight Department(s)	Disbursements Approved
Emergency Family Relief Fund	Office of Economic and Workforce Development/Human Rights Commission	$4,884,000
Right to Recover	Office of Economic and Workforce Development/Human Rights Commission	$2,000,000
COVID-19 Related Grants and Loans for Small Businesses	Office of Economic and Workforce Development	$3,000,000
Total		**$9,884,000**

Exhibit 9: Uses, Impacts, and Grant Status for Programs Funded by Grant Agreements Between the San Francisco Foundation and Nonprofit Organizations With Joint Oversight from the Office of Economic and Workforce Development and Human Rights Commission

Purpose	Description	Nonprofit Organization	Amount	Impact
Emergency Family Relief Fund	$500 will be paid to families, or residents with children 18 and younger, affected by the COVID-19 pandemic who do not qualify for federal benefits.	Bay Area Community Resources	$1,555,000	Up to 1,555 families
		Central American Resource Center—San Francisco	$100,000	Up to 100 families
		Chinese for Progressive Action	$750,000	Up to 750 families
		Coleman Advocates (Excelsior Works!)	$200,000	Up to 200 families
		Collective Impact	$50,000	50 to 100 families
		Community Youth Center of San Francisco	$750,000	Up to 750 families
		Dolores Street Community Services	$150,000	Up to 150 families
		Tenderloin Housing Clinic (La Voz Latina SF)	$100,000	Up to 100 families
		Mission Economic Development Agency	$850,000	Up to 850 families
		Young Community Developers	$379,000	379 to 758 families
		Total	**$4,884,000**	
Right to Recover Program	Eligible low-income workers who have COVID-19 will receive two weeks of wage replacement or $1,285, based on San Francisco's hourly minimum wage.	Mission Economic Development Agency	$900,000	Up to 711 workers
		Young Community Developers	$900,000	Up to 711 workers
		Self-Help for the Elderly	$100,000	Up to 79 workers
		Central City Hospitality House [a]	$100,000	Up to 79 workers
		Total	**$2,000,000**	

[a] Grant agreements between the San Francisco Foundation and nonprofit organizations are in progress. All others have been executed, and the funds have been disbursed to nonprofit organizations.
[b] Program/service delivery is in the planning phase. Grantees and impacts will be reported in subsequent reports.

Exhibit 10: Uses, Impacts, and Grant Status for Programs Funded by Grant Agreements Between the San Francisco Foundation and Nonprofit Organizations With Oversight from the Office of Economic and Workforce Development

Purpose	Description	Nonprofit Organization	Amount	Impact
COVID-19 Related Grants and Loans for Small Businesses	Funding will support the Office of Economic and Workforce Development's existing grant and loan programs for small businesses affected by COVID-19, including $1,500,000 that has been allocated to the City's African-American Small Business Revolving Loan Fund.	MainStreet Launch	$2,000,000	At least 40 businesses to access no-interest loans of up to $50,000
		Mission Economic Development Agency	$500,000	At least 10 businesses to access no-interest loans of up to $50,000
		*To be determined**	$500,000	*To be quantified**
		Total	**$3,000,000**	

* Program/service delivery is in the planning phase. Grantees and impacts will be reported in subsequent reports.

In-Kind Donations

The Ninth Supplement, dated April 10, 2020, revised and replaced Item 4 in the Second Supplement to authorize the acceptance and use of goods donated to support the City's COVID-19 response efforts. The Twenty-Sixth Supplement, dated August 26, 2020, authorizes the acceptance and use of goods and facilities to support youth programs. Some donated goods are received by the Logistics Section of the COVID Command Center (formerly Emergency Operations Center). Other in-kind goods have been donated directly to city departments for their use.

Through September 30, 2020:

- 1,550,888 units of in-kind goods have been donated to and received by Give2SF, with a donation value of $4,038,676.[1]
- 1,233,426 units have been distributed to city departments by the COVID Command Center's Logistics Section.

Exhibit 11 summarizes this information, including valuation by category of donated goods. An attachment to this memorandum shows the individual donations received, including donor name, only for goods received through the COVID Command Center (and excludes individual donations received by departments directly for their own use).

Exhibit 11: In-Kind Donations Received by Give2SF and Distributed by the Logistics Section of the COVID Command Center

Category	Count Received	Count Distributed*
Aprons	369	0
Coveralls	14,603	2,333
Face Shields	63,186	2,943
Gloves	527,200	527,000
Goggles	3,362	3,362
Gowns	5,350	5,350
Hand Sanitizer	955	949
Liquid Disinfectant	302	0
Masks	726,733	580,393
Other Bulk Items	114,082	70,350
Shoe Covers	93,760	39,760
Wipes	986	986
Total	1,550,888	1,233,426

* Excludes goods purchased and distributed by the COVID Command Center's Logistics Section.

Source: COVID Command Center, Logistics Section

[1] Valuation of in-kind donations is ongoing.

Sunshine Ordinance Compliance

Financial Interests and Disclosure of Donations

The Sunshine Ordinance (San Francisco Administrative Code, Chapter 67) requires the disclosure of the source of the donation to the City and any financial interest the donor has involving the City. However, some donations received by Give2SF, both directly and through the San Francisco Foundation, were from donors who remain anonymous.

The Controller's Office is following up with donors to try to learn the source of the anonymous donations to the City and any financial interest the donor may have involving the City. Due to these ongoing efforts, one donor-advised fund, Fidelity Charitable, has agreed to no longer process grants to the City from donors who wish to remain anonymous, and another donor-advised fund, Schwab Charitable, confirmed that it is the owner for all donations it processes once funds are in its possession. The City Attorney accepts this interpretation, so no donations from Schwab Charitable are considered to be anonymous.

To date, only 12 donations ($111,100 of $7,779,645) directly received by Give2SF were made anonymously, 10 of which were made through donor-advised funds. The Controller's Office reached out to all donor-advised funds regarding anonymous donations that they handled and that the City received to inform them of city law and respectfully request the donors' names and financial interest confirmations. Regarding the 12 anonymous donations:

- 5 donations are still being followed up on by the donor-advised fund.
- 4 donations were made by donors who confirmed that they wish to remain anonymous.
- 3 donations were made via electronic wire transfer or money order without contact information provided and for which no contact information is publicly available.

The Controller's Office has also reached out to all donors requesting financial interests. To date, 16 donors responded to the Controller's Office request to confirm they do not have a financial interest with the City and 3 donors have confirmed a financial interest in the form of permits with the City. These donors are identified in the relevant attachment.

Policy Options for Anonymous Give2SF Donations Received

Due to either the absence of a response or the explicit refusal of some donors to disclose their identity and possible financial interest with the City, the Controller's Office cannot report on this information and is seeking policymaker guidance on next steps. For example, the Board of Supervisors may move to accept these donations while acknowledging the outreach and identification efforts taken by the Controller's Office to obtain donor information. Alternatively, the Board may order the return of the anonymous donations for which the information required by the Sunshine Ordinance cannot be obtained. Further, the Sunshine Ordinance does not address when donations are made through donor-advised funds and whether donor-advised funds can be considered the source of donations and therefore meet the intent of the Ordinance. Until the Controller's Office receives guidance from policymakers, the Controller's Office will retain amounts equivalent to the value of anonymous donations.

The Controller's Office is working collaboratively with the San Francisco Foundation to obtain donor names and financial interests when possible and determine which donors wish to remain anonymous. Similar to Schwab Charitable, the San Francisco Foundation confirmed that it is also the owner for all donations it processes once funds are in its possession. To date, only 115 donations ($36,885 of $20,971,623) through the San Francisco Foundation were made anonymously, both through donor-advised funds and corporate giving programs. Of the 115 donations, 62 donations ($33,000) are over the $100 threshold required by the Sunshine Ordinance.

Due to these ongoing efforts:

- For donations made through its website, the San Francisco Foundation has added to its website a statement that the Give2SF Fund cannot accept anonymous donations.
- For donations made at the San Francisco Foundation through donor-advised funds where the donor requests anonymity, the Foundation will inform donors that it cannot process anonymous donations and will decline the donations.
- For donations made through corporate-giving platforms, such as Benevity Community Impact Fund, the San Francisco Foundation does not have control, so individual donors may still be anonymous.

None of the in-kind donors are anonymous. Two donors of goods have confirmed that they have a financial interest with the City in the form of a contract with one or more city departments. These donors are identified in the relevant attachment.

Should you need additional information, please contact me at ben.rosenfield@sfgov.org or (415) 554-7500.

Attachments

- Give2SF Monetary Donations Received
- Give2SF In-Kind Donations Received

Give2SF Monetary Donations Received Through 9/30/2020

Gift Date	Donor Name	Donation Amount		Financial Interest With the City
		Directly by Give2SF	Through SF Foundation	
	Total Through September 30, 2020	**$ 7,779,645.33**	**$ 20,971,978.12**	
9/30/2020	Amy and James Ramsey	$ 100,000.00	$ -	Disclosure requested, response pending
9/29/2020	Matthew Koontz	$ 2,000.00	$ -	Disclosure requested, response pending
9/29/2020	Valerie C. Rodgers	$ 1,000.00	$ -	Disclosure requested, response pending
9/28/2020	Thomas Roessler	$ 750.00	$ -	Disclosure requested, response pending
9/28/2020	Leandro Castillo Valdes	$ 250.00	$ -	Disclosure requested, response pending
9/28/2020	William Chen	$ 65.00	$ -	Disclosure requested, response pending
9/24/2020	Danielle Dooley	$ 694.49	$ -	Disclosure requested, response pending
9/23/2020	Saul Rosenfield	$ 100.00	$ -	N/A - Financial interest disclosure not required for donations $100 and under
9/21/2020	Mason Scott	$ 100.00	$ -	Disclosure requested, response pending
9/18/2020	Tim Salzmann	$ 10.00	$ -	N/A - Financial interest disclosure not required for donations $100 and under
9/17/2020	Davies Dan	$ 250.00	$ -	Disclosure requested, response pending
9/16/2020	Shon Baldwin	$ 1,000.00	$ -	Disclosure requested, response pending
9/8/2020	Paul Heller & Helen Goldsmith	$ 200.00	$ -	Disclosure requested, response pending
9/8/2020	Elizabeth Kondor and Jim Cole	$ 110.00	$ -	Disclosure requested, response pending
9/8/2020	Tasha L Yee	$ 100.00	$ -	N/A - Financial interest disclosure not required for donations $100 and under
9/2/2020	Marissa C Skudlarek	$ 200.00	$ -	Disclosure requested, response pending
9/2/2020	Meredith Safran	$ 100.00	$ -	N/A - Financial interest disclosure not required for donations $100 and under
9/1/2020	Kelly Ling	$ 5.00	$ -	N/A - Financial interest disclosure not required for donations $100 and under
8/31/2020	Farner Family Charitable Fund	$ 5,000.00	$ -	Disclosure requested, response pending
8/31/2020	Jayanthi Swaminathan	$ 25.00	$ -	N/A - Financial interest disclosure not required for donations $100 and under
8/28/2020	Christos Bastis	$ 1,000.00	$ -	Disclosure requested, response pending
8/28/2020	Phillip Ai	$ 50.00	$ -	N/A - Financial interest disclosure not required for donations $100 and under
8/26/2020	Stephanie Su	$ 2,000.00	$ -	Disclosure requested, response pending
8/24/2020	Chris Jones and Martina Jones	$ 1,000.00	$ -	Disclosure requested, response pending
8/24/2020	Austen Head and Lauren Chircus	$ 500.00	$ -	Disclosure requested, response pending
8/24/2020	Melinda Weston	$ 250.00	$ -	Disclosure requested, response pending
8/24/2020	Madison A Fishstrom	$ 100.00	$ -	N/A - Financial interest disclosure not required for donations $100 and under
8/24/2020	William Chen	$ 50.00	$ -	Disclosure requested, response pending
8/21/2020	Ceilidh McElroy	$ 150.00	$ -	Disclosure requested, response pending
8/19/2020	Asna Ansari	$ 100.00	$ -	N/A - Financial interest disclosure not required for donations $100 and under
8/18/2020	Spencer Simonsen	$ 100.00	$ -	Disclosure requested, response pending
8/18/2020	Ricky A Yee	$ 20.00	$ -	N/A - Financial interest disclosure not required for donations $100 and under
8/17/2020	Peter Vliet	$ 100.00	$ -	Disclosure requested, response pending
8/17/2020	Anonymous	$ 100.00	$ -	Contact information is not publicly available or provided by donor
8/17/2020	Bradley Sharpe	$ 50.00	$ -	N/A - Financial interest disclosure not required for donations $100 and under
8/17/2020	Sue Ni	$ 50.00	$ -	N/A - Financial interest disclosure not required for donations $100 and under
8/13/2020	Mary Franklin	$ 6,000.00	$ -	Disclosure requested, response pending
8/13/2020	Ceilidh McElroy	$ 150.00	$ -	Disclosure requested, response pending
8/11/2020	Amanda English	$ 60.00	$ -	Disclosure requested, response pending
8/10/2020	Chris Jones and Martina Jones	$ 1,000.00	$ -	Disclosure requested, response pending
8/10/2020	Susan Herzig & Paul Hertzmann	$ 500.00	$ -	Disclosure requested, response pending
8/10/2020	Jeffrey D Weitzel	$ 500.00	$ -	Disclosure requested, response pending
8/10/2020	Rozelle Lee	$ 200.00	$ -	Disclosure requested, response pending
8/10/2020	Elizabeth Kondor and Jim Cole	$ 110.00	$ -	Disclosure requested, response pending
8/10/2020	Alejandro A Argueta	$ 35.00	$ -	N/A - Financial interest disclosure not required for donations $100 and under
8/10/2020	Alyssa Young	$ 5.00	$ -	N/A - Financial interest disclosure not required for donations $100 and under
8/7/2020	Laurie A Schryver	$ 20.00	$ -	N/A - Financial interest disclosure not required for donations $100 and under
8/6/2020	Colin Mckeehan	$ 500.00	$ -	Disclosure requested, response pending
8/6/2020	Miss Victoria A R Carter	$ 30.00	$ -	N/A - Financial interest disclosure not required for donations $100 and under
8/5/2020	Judith M Coulter	$ 500.00	$ -	Disclosure requested, response pending
8/4/2020	Jeff Holder and L.E.K. Consulting	$ 700.00	$ -	Disclosure requested, response pending

Give2SF Monetary Donations Received Through 9/30/2020

Gift Date	Donor Name	Donation Amount		Financial Interest With the City
		Directly by Give2SF	Through SF Foundation	
8/3/2020	James Robert Kennedy, Jr & Linda Ann Cicero	$ 2,500.00	$ -	Donor has pending construction permit with San Francisco Planning
8/3/2020	Andrea Snow	$ 300.00	$ -	Disclosure requested, response pending
8/3/2020	Lawrence Hosken	$ 100.00	$ -	Disclosure requested, response pending
8/3/2020	Rachel Goldman	$ 50.00	$ -	N/A - Financial interest disclosure not required for donations $100 and under
8/3/2020	Chloe Hill	$ 50.00	$ -	Disclosure requested, response pending
8/3/2020	Anonymous	$ 50.00	$ -	Contact information is not publicly available or provided by donor
8/31/2020	Alex Hsu	$ -	$ 100.00	Controller's Office is coordinating donor financial interest disclosure requests with SF Foundation
8/31/2020	San Francisco Foundation	$ -	$ 50.00	Controller's Office is coordinating donor financial interest disclosure requests with SF Foundation
8/31/2020	San Francisco Foundation	$ -	$ 50.00	Controller's Office is coordinating donor financial interest disclosure requests with SF Foundation
8/31/2020	San Francisco Foundation	$ -	$ 50.00	Controller's Office is coordinating donor financial interest disclosure requests with SF Foundation
8/31/2020	San Francisco Foundation	$ -	$ 50.00	Controller's Office is coordinating donor financial interest disclosure requests with SF Foundation
8/31/2020	San Francisco Foundation	$ -	$ 50.00	Controller's Office is coordinating donor financial interest disclosure requests with SF Foundation
8/31/2020	San Francisco Foundation	$ -	$ 50.00	Controller's Office is coordinating donor financial interest disclosure requests with SF Foundation
8/31/2020	San Francisco Foundation	$ -	$ 50.00	Controller's Office is coordinating donor financial interest disclosure requests with SF Foundation
8/31/2020	San Francisco Foundation	$ -	$ 50.00	Controller's Office is coordinating donor financial interest disclosure requests with SF Foundation
8/31/2020	San Francisco Foundation	$ -	$ 50.00	Controller's Office is coordinating donor financial interest disclosure requests with SF Foundation
8/31/2020	San Francisco Foundation	$ -	$ 1,000.00	Controller's Office is coordinating donor financial interest disclosure requests with SF Foundation
8/31/2020	San Francisco Foundation	$ -	$ 12.50	Controller's Office is coordinating donor financial interest disclosure requests with SF Foundation
8/31/2020	San Francisco Foundation	$ -	$ 12.50	Controller's Office is coordinating donor financial interest disclosure requests with SF Foundation
8/31/2020	San Francisco Foundation	$ -	$ 12.50	Controller's Office is coordinating donor financial interest disclosure requests with SF Foundation
8/31/2020	San Francisco Foundation	$ -	$ 12.50	Controller's Office is coordinating donor financial interest disclosure requests with SF Foundation
8/31/2020	San Francisco Foundation	$ -	$ 12.50	Controller's Office is coordinating donor financial interest disclosure requests with SF Foundation
8/31/2020	San Francisco Foundation	$ -	$ 15.65	Controller's Office is coordinating donor financial interest disclosure requests with SF Foundation
8/31/2020	San Francisco Foundation	$ -	$ 25.00	Controller's Office is coordinating donor financial interest disclosure requests with SF Foundation
8/31/2020	San Francisco Foundation	$ -	$ 25.00	Controller's Office is coordinating donor financial interest disclosure requests with SF Foundation
8/31/2020	San Francisco Foundation	$ -	$ 25.00	Controller's Office is coordinating donor financial interest disclosure requests with SF Foundation
8/31/2020	San Francisco Foundation	$ -	$ 25.00	Controller's Office is coordinating donor financial interest disclosure requests with SF Foundation
8/31/2020	San Francisco Foundation	$ -	$ 25.00	Controller's Office is coordinating donor financial interest disclosure requests with SF Foundation
8/31/2020	Apple Computer, Inc. - Matching Gift Program (3 Donations)	$ -	$ 3,650.00	Controller's Office is coordinating donor financial interest disclosure requests with SF Foundation
8/31/2020	Edward Lesmes	$ -	$ 384.62	Controller's Office is coordinating donor financial interest disclosure requests with SF Foundation
8/31/2020	Google Inc. - Matching Gift Program (9 Donations)	$ -	$ 1,734.62	Controller's Office is coordinating donor financial interest disclosure requests with SF Foundation
8/31/2020	Jeffrey Cross	$ -	$ 1,000.00	Controller's Office is coordinating donor financial interest disclosure requests with SF Foundation
8/31/2020	Natalia Fisher	$ -	$ 50.00	Controller's Office is coordinating donor financial interest disclosure requests with SF Foundation
8/31/2020	Natalia Fisher	$ -	$ 50.00	Controller's Office is coordinating donor financial interest disclosure requests with SF Foundation
8/31/2020	PEIYING MA	$ -	$ 75.00	Controller's Office is coordinating donor financial interest disclosure requests with SF Foundation
8/31/2020	PEIYING MA	$ -	$ 75.00	Controller's Office is coordinating donor financial interest disclosure requests with SF Foundation

Give2SF Monetary Donations Received Through 9/30/2020

Gift Date	Donor Name	Donation Amount		Financial Interest With the City
		Directly by Give2SF	Through SF Foundation	
8/31/2020	Simon Rogers - Matching Gift Program (2 Donations)	$ -	$ 50.00	Controller's Office is coordinating donor financial interest disclosure requests with SF Foundation
8/31/2020	Steven Hand	$ -	$ 1,000.00	Controller's Office is coordinating donor financial interest disclosure requests with SF Foundation
8/31/2020	Todd Kerpelman	$ -	$ 250.00	Controller's Office is coordinating donor financial interest disclosure requests with SF Foundation
8/31/2020	Todd Kerpelman	$ -	$ 250.00	Controller's Office is coordinating donor financial interest disclosure requests with SF Foundation
8/3/2020	Michael Kiehl	$ -	$ 105.00	Controller's Office is coordinating donor financial interest disclosure requests with SF Foundation
7/30/2020	Garima Jajoo	$ 5,000.00	$ -	Disclosure requested, response pending
7/30/2020	James P. Dowling	$ 1,000.00	$ -	Disclosure requested, response pending
7/30/2020	Gregory E Finch	$ 500.00	$ -	Disclosure requested, response pending
7/30/2020	Steven Heidel	$ -	$ 1,000.00	Controller's Office is coordinating donor financial interest disclosure requests with SF Foundation
7/30/2020	Airbnb Inc - Matching Gift Program (4 Donations)	$ -	$ 1,600.00	Controller's Office is coordinating donor financial interest disclosure requests with SF Foundation
7/30/2020	San Francisco Foundation	$ -	$ 37.50	Controller's Office is coordinating donor financial interest disclosure requests with SF Foundation
7/30/2020	San Francisco Foundation	$ -	$ 37.50	Controller's Office is coordinating donor financial interest disclosure requests with SF Foundation
7/30/2020	San Francisco Foundation	$ -	$ 50.00	Controller's Office is coordinating donor financial interest disclosure requests with SF Foundation
7/30/2020	Apple Computer, Inc.	$ -	$ 200.00	Controller's Office is coordinating donor financial interest disclosure requests with SF Foundation
7/30/2020	Blue Shield of California	$ -	$ 50.00	Controller's Office is coordinating donor financial interest disclosure requests with SF Foundation
7/30/2020	DocuSign - Matching Gift Program (2 Donations)	$ -	$ 40.00	Controller's Office is coordinating donor financial interest disclosure requests with SF Foundation
7/30/2020	Dropbox	$ -	$ 500.00	Controller's Office is coordinating donor financial interest disclosure requests with SF Foundation
7/30/2020	Genentech, Inc.	$ -	$ 50.00	Controller's Office is coordinating donor financial interest disclosure requests with SF Foundation
7/30/2020	Greg Egan	$ -	$ 250.00	Controller's Office is coordinating donor financial interest disclosure requests with SF Foundation
7/30/2020	Heesun Lee	$ -	$ 25.00	Controller's Office is coordinating donor financial interest disclosure requests with SF Foundation
7/30/2020	Kiani Muhammad	$ -	$ 100.00	Controller's Office is coordinating donor financial interest disclosure requests with SF Foundation
7/30/2020	PEIYING MA	$ -	$ 75.00	Controller's Office is coordinating donor financial interest disclosure requests with SF Foundation
7/30/2020	PEIYING MA	$ -	$ 75.00	Controller's Office is coordinating donor financial interest disclosure requests with SF Foundation
7/30/2020	Robert Flory	$ -	$ 150.00	Controller's Office is coordinating donor financial interest disclosure requests with SF Foundation
7/30/2020	Selina Liu	$ -	$ 250.00	Controller's Office is coordinating donor financial interest disclosure requests with SF Foundation
7/30/2020	Twitter	$ -	$ 822.00	Controller's Office is coordinating donor financial interest disclosure requests with SF Foundation
7/29/2020	Roberts-Castiaux Charitable Fund	$ 10,000.00	$ -	Contact information is not publicly available or provided by donor
7/29/2020	Bharat Family Fund	$ 4,000.00	$ -	Contact information is not publicly available or provided by donor
7/29/2020	Marian Beard and Daniel Wehmeier	$ 1,000.00	$ -	Disclosure requested, response pending
7/29/2020	Vesuvio	$ 300.00	$ -	Disclosure requested, response pending
7/29/2020	Eric Machado	$ 100.00	$ -	N/A - Financial interest disclosure not required for donations $100 and under
7/29/2020	Oyindamola Ayo-Ani	$ 25.00	$ -	N/A - Financial interest disclosure not required for donations $100 and under
7/29/2020	Howald Blake Fund	$ -	$ 5,000.00	Controller's Office is coordinating donor financial interest disclosure requests with SF Foundation
7/28/2020	Matthew White	$ 250.00	$ -	Disclosure requested, response pending
7/28/2020	Kis Lai	$ 50.00	$ -	N/A - Financial interest disclosure not required for donations $100 and under
7/27/2020	Patricia T. Dusenbury	$ 1,000.00	$ -	Disclosure requested, response pending
7/27/2020	Janice B Whang	$ 100.00	$ -	N/A - Financial interest disclosure not required for donations $100 and under
7/27/2020	Mason Scott	$ 100.00	$ -	Disclosure requested, response pending

Give2SF Monetary Donations Received Through 9/30/2020

Gift Date	Donor Name	Donation Amount		Financial Interest With the City
		Directly by Give2SF	Through SF Foundation	
7/27/2020	Atef Chaudhury	$ 100.00	$ -	N/A - Financial interest disclosure not required for donations $100 and under
7/27/2020	Lorraine Thompson	$ 50.00	$ -	N/A - Financial interest disclosure not required for donations $100 and under
7/27/2020	Anita Y Cheng	$ 50.00	$ -	N/A - Financial interest disclosure not required for donations $100 and under
7/27/2020	Alexandra K Lee	$ 50.00	$ -	N/A - Financial interest disclosure not required for donations $100 and under
7/23/2020	Maria Amundson and Elliot Krane	$ 500.00	$ -	Disclosure requested, response pending
7/22/2020	Anonymous Through New Year Fund	$ 1,000.00	$ -	Contact information is not publicly available or provided by donor
7/22/2020	William G Graham	$ 100.00	$ -	N/A - Financial interest disclosure not required for donations $100 and under
7/21/2020	Miranda Dietz	$ 2,000.00	$ -	Disclosure requested, response pending
7/21/2020	Jennie Kajiko	$ 200.00	$ -	Disclosure requested, response pending
7/21/2020	Sheryl Ruskin	$ 150.00	$ -	Disclosure requested, response pending
7/21/2020	Jesse and Roberta Fink	$ 99.00	$ -	N/A - Financial interest disclosure not required for donations $100 and under
7/20/2020	Sean Curran	$ 15,000.00	$ -	Disclosure requested, response pending
7/20/2020	Diane and Carl Shannon	$ 10,000.00	$ -	Disclosure requested, response pending
7/20/2020	Navin Iyengar and Nichiketa Choudhary	$ 5,000.00	$ -	Disclosure requested, response pending
7/20/2020	Ellie Rossiter	$ 500.00	$ -	Disclosure requested, response pending
7/20/2020	Polly Rose	$ 200.00	$ -	Disclosure requested, response pending
7/20/2020	Frank J Leykamm	$ 100.00	$ -	N/A - Financial interest disclosure not required for donations $100 and under
7/20/2020	Brooke Babcock	$ 100.00	$ -	N/A - Financial interest disclosure not required for donations $100 and under
7/20/2020	Valued Cardholder	$ 75.00	$ -	N/A - Financial interest disclosure not required for donations $100 and under
7/20/2020	Sophie Goodwin	$ 18.00	$ -	N/A - Financial interest disclosure not required for donations $100 and under
7/17/2020	Google Inc. - Matching Gift Program (15 Donations)	$ -	$ 2,925.00	Controller's Office is coordinating donor financial interest disclosure requests with SF Foundation
7/16/2020	Jason Hicks	$ -	$ 50.00	Controller's Office is coordinating donor financial interest disclosure requests with SF Foundation
7/16/2020	San Francisco Foundation	$ -	$ 50.00	Controller's Office is coordinating donor financial interest disclosure requests with SF Foundation
7/16/2020	Simon Rogers - Matching Gift Program (2 Donations)	$ -	$ 50.00	Controller's Office is coordinating donor financial interest disclosure requests with SF Foundation
7/16/2020	Natalia Fisher	$ -	$ 50.00	Controller's Office is coordinating donor financial interest disclosure requests with SF Foundation
7/16/2020	San Francisco Foundation	$ -	$ 50.00	Controller's Office is coordinating donor financial interest disclosure requests with SF Foundation
7/16/2020	Natalia Fisher	$ -	$ 50.00	Controller's Office is coordinating donor financial interest disclosure requests with SF Foundation
7/16/2020	Todd Kerpelman	$ -	$ 250.00	Controller's Office is coordinating donor financial interest disclosure requests with SF Foundation
7/16/2020	Todd Kerpelman	$ -	$ 250.00	Controller's Office is coordinating donor financial interest disclosure requests with SF Foundation
7/16/2020	David Chen	$ -	$ 1,500.00	Controller's Office is coordinating donor financial interest disclosure requests with SF Foundation
7/16/2020	San Francisco Foundation	$ -	$ 50.00	Controller's Office is coordinating donor financial interest disclosure requests with SF Foundation
7/16/2020	Paige Stoermer	$ -	$ 250.00	Controller's Office is coordinating donor financial interest disclosure requests with SF Foundation
7/16/2020	San Francisco Foundation	$ -	$ 50.00	Controller's Office is coordinating donor financial interest disclosure requests with SF Foundation
7/15/2020	Sy Aal	$ 100.00	$ -	Disclosure requested, response pending
7/14/2020	Nhung T Nhu	$ 35.00	$ -	N/A - Financial interest disclosure not required for donations $100 and under
7/13/2020	Mason Scott	$ 100.00	$ -	Disclosure requested, response pending
7/13/2020	Jacob Topper	$ 50.00	$ -	N/A - Financial interest disclosure not required for donations $100 and under
7/10/2020	David Solow-Cordero	$ 200.00	$ -	Disclosure requested, response pending
7/10/2020	Lyon Lay	$ 30.00	$ -	N/A - Financial interest disclosure not required for donations $100 and under
7/10/2020	Tira Sims	$ 25.00	$ -	N/A - Financial interest disclosure not required for donations $100 and under
7/8/2020	Cotton the First Shirtmaker	$ 1,200.00	$ -	Disclosure requested, response pending

Give2SF Monetary Donations Received Through 9/30/2020

Gift Date	Donor Name	Donation Amount		Financial Interest With the City
		Directly by Give2SF	Through SF Foundation	
7/8/2020	Mr. and Mrs. Jeff Richards	$ 500.00	$ -	Disclosure requested, response pending
7/8/2020	Scott Stryker	$ 400.00	$ -	Disclosure requested, response pending
7/8/2020	Lindsay Schauer	$ 200.00	$ -	Disclosure requested, response pending
7/8/2020	Stuart W Campbell	$ 100.00	$ -	N/A - Financial interest disclosure not required for donations $100 and under
7/8/2020	Tiffany Chu	$ 100.00	$ -	N/A - Financial interest disclosure not required for donations $100 and under
7/7/2020	GIC Real Estate, Inc.	$ 3,796.17	$ -	Disclosure requested, response pending
7/7/2020	Bryr Studio	$ 425.00	$ -	Disclosure requested, response pending
7/7/2020	Amanda English	$ 46.00	$ -	Disclosure requested, response pending
7/6/2020	Formagrid Inc. dba Airtable	$ 5,000.00	$ -	Disclosure requested, response pending
7/6/2020	Philippe Farhi	$ 1,000.00	$ -	Disclosure requested, response pending
7/6/2020	E Max Koenker	$ 470.00	$ -	Disclosure requested, response pending
7/6/2020	Chris J Lane and Elizabeth A Lane	$ 200.00	$ -	Disclosure requested, response pending
7/6/2020	Elizabeth Kondor and Jim Cole	$ 110.00	$ -	Disclosure requested, response pending
7/6/2020	Kimberly Low	$ 100.00	$ -	Disclosure requested, response pending
7/6/2020	Gunderson Dettmer	$ 50.00	$ -	Disclosure requested, response pending
7/3/2020	Joshua Goldstein and Glynnis Fowler	$ 250.00	$ -	Disclosure requested, response pending
7/3/2020	Angelina Huang	$ 50.00	$ -	N/A - Financial interest disclosure not required for donations $100 and under
7/2/2020	Anthony Wu	$ 325.00	$ -	Disclosure requested, response pending
7/2/2020	Adobe Systems Incorporated	$ -	$ 250.00	Controller's Office is coordinating donor financial interest disclosure requests with SF Foundation
7/2/2020	Airbnb Inc	$ -	$ 200.00	Controller's Office is coordinating donor financial interest disclosure requests with SF Foundation
7/2/2020	Airbnb Inc	$ -	$ 200.00	Controller's Office is coordinating donor financial interest disclosure requests with SF Foundation
7/2/2020	Alejandra Dominguez	$ -	$ 50.00	Controller's Office is coordinating donor financial interest disclosure requests with SF Foundation
7/2/2020	Andrea Stewart	$ -	$ 100.00	Controller's Office is coordinating donor financial interest disclosure requests with SF Foundation
7/2/2020	San Francisco Foundation	$ -	$ 25.00	Controller's Office is coordinating donor financial interest disclosure requests with SF Foundation
7/2/2020	San Francisco Foundation	$ -	$ 62.50	Controller's Office is coordinating donor financial interest disclosure requests with SF Foundation
7/2/2020	San Francisco Foundation	$ -	$ 35.00	Controller's Office is coordinating donor financial interest disclosure requests with SF Foundation
7/2/2020	San Francisco Foundation	$ -	$ 12.50	Controller's Office is coordinating donor financial interest disclosure requests with SF Foundation
7/2/2020	San Francisco Foundation	$ -	$ 25.00	Controller's Office is coordinating donor financial interest disclosure requests with SF Foundation
7/2/2020	San Francisco Foundation	$ -	$ 50.00	Controller's Office is coordinating donor financial interest disclosure requests with SF Foundation
7/2/2020	San Francisco Foundation	$ -	$ 20.00	Controller's Office is coordinating donor financial interest disclosure requests with SF Foundation
7/2/2020	San Francisco Foundation	$ -	$ 50.00	Controller's Office is coordinating donor financial interest disclosure requests with SF Foundation
7/2/2020	San Francisco Foundation	$ -	$ 50.00	Controller's Office is coordinating donor financial interest disclosure requests with SF Foundation
7/2/2020	San Francisco Foundation	$ -	$ 12.50	Controller's Office is coordinating donor financial interest disclosure requests with SF Foundation
7/2/2020	San Francisco Foundation	$ -	$ 125.00	Controller's Office is coordinating donor financial interest disclosure requests with SF Foundation
7/2/2020	San Francisco Foundation	$ -	$ 12.50	Controller's Office is coordinating donor financial interest disclosure requests with SF Foundation
7/2/2020	San Francisco Foundation	$ -	$ 250.00	Controller's Office is coordinating donor financial interest disclosure requests with SF Foundation
7/2/2020	San Francisco Foundation	$ -	$ 10.00	Controller's Office is coordinating donor financial interest disclosure requests with SF Foundation
7/2/2020	San Francisco Foundation	$ -	$ 12.50	Controller's Office is coordinating donor financial interest disclosure requests with SF Foundation
7/2/2020	San Francisco Foundation	$ -	$ 72.50	Controller's Office is coordinating donor financial interest disclosure requests with SF Foundation
7/2/2020	San Francisco Foundation	$ -	$ 50.00	Controller's Office is coordinating donor financial interest disclosure requests with SF Foundation
7/2/2020	San Francisco Foundation	$ -	$ 250.00	Controller's Office is coordinating donor financial interest disclosure requests with SF Foundation
7/2/2020	San Francisco Foundation	$ -	$ 100.00	Controller's Office is coordinating donor financial interest disclosure requests with SF Foundation

Give2SF Monetary Donations Received Through 9/30/2020

Gift Date	Donor Name	Donation Amount		Financial Interest With the City
		Directly by Give2SF	Through SF Foundation	
7/2/2020	San Francisco Foundation	$ -	$ 50.00	Controller's Office is coordinating donor financial interest disclosure requests with SF Foundation
7/2/2020	San Francisco Foundation	$ -	$ 0.50	Controller's Office is coordinating donor financial interest disclosure requests with SF Foundation
7/2/2020	San Francisco Foundation	$ -	$ 50.00	Controller's Office is coordinating donor financial interest disclosure requests with SF Foundation
7/2/2020	San Francisco Foundation	$ -	$ 50.00	Controller's Office is coordinating donor financial interest disclosure requests with SF Foundation
7/2/2020	San Francisco Foundation	$ -	$ 100.00	Controller's Office is coordinating donor financial interest disclosure requests with SF Foundation
7/2/2020	San Francisco Foundation	$ -	$ 10.00	Controller's Office is coordinating donor financial interest disclosure requests with SF Foundation
7/2/2020	San Francisco Foundation	$ -	$ 50.00	Controller's Office is coordinating donor financial interest disclosure requests with SF Foundation
7/2/2020	San Francisco Foundation	$ -	$ 25.00	Controller's Office is coordinating donor financial interest disclosure requests with SF Foundation
7/2/2020	San Francisco Foundation	$ -	$ 500.00	Controller's Office is coordinating donor financial interest disclosure requests with SF Foundation
7/2/2020	San Francisco Foundation	$ -	$ 50.00	Controller's Office is coordinating donor financial interest disclosure requests with SF Foundation
7/2/2020	San Francisco Foundation	$ -	$ 100.00	Controller's Office is coordinating donor financial interest disclosure requests with SF Foundation
7/2/2020	San Francisco Foundation	$ -	$ 1,400.00	Controller's Office is coordinating donor financial interest disclosure requests with SF Foundation
7/2/2020	Brian Radley	$ -	$ 25.00	Controller's Office is coordinating donor financial interest disclosure requests with SF Foundation
7/2/2020	Caitlyn Lai-Valenti	$ -	$ 125.00	Controller's Office is coordinating donor financial interest disclosure requests with SF Foundation
7/2/2020	Cutter MacLeod	$ -	$ 500.00	Controller's Office is coordinating donor financial interest disclosure requests with SF Foundation
7/2/2020	Darcey Addicks	$ -	$ 25.00	Controller's Office is coordinating donor financial interest disclosure requests with SF Foundation
7/2/2020	Dolby	$ -	$ 500.00	Controller's Office is coordinating donor financial interest disclosure requests with SF Foundation
7/2/2020	Donna Ruane	$ -	$ 25.00	Controller's Office is coordinating donor financial interest disclosure requests with SF Foundation
7/2/2020	Don Winkler	$ -	$ 50.00	Controller's Office is coordinating donor financial interest disclosure requests with SF Foundation
7/2/2020	Genentech, Inc.	$ -	$ 50.00	Controller's Office is coordinating donor financial interest disclosure requests with SF Foundation
7/2/2020	Genentech, Inc.	$ -	$ 200.00	Controller's Office is coordinating donor financial interest disclosure requests with SF Foundation
7/2/2020	Genentech, Inc.	$ -	$ 200.00	Controller's Office is coordinating donor financial interest disclosure requests with SF Foundation
7/2/2020	Genentech, Inc.	$ -	$ 200.00	Controller's Office is coordinating donor financial interest disclosure requests with SF Foundation
7/2/2020	Gonzalo Rodriguez	$ -	$ 100.00	Controller's Office is coordinating donor financial interest disclosure requests with SF Foundation
7/2/2020	Griff Potrock	$ -	$ 200.00	Controller's Office is coordinating donor financial interest disclosure requests with SF Foundation
7/2/2020	Griff Potrock	$ -	$ 200.00	Controller's Office is coordinating donor financial interest disclosure requests with SF Foundation
7/2/2020	Guillaume Forget	$ -	$ 200.00	Controller's Office is coordinating donor financial interest disclosure requests with SF Foundation
7/2/2020	Jaime Gobert	$ -	$ 25.00	Controller's Office is coordinating donor financial interest disclosure requests with SF Foundation
7/2/2020	Jarod Reyes	$ -	$ 500.00	Controller's Office is coordinating donor financial interest disclosure requests with SF Foundation
7/2/2020	Jeremy Hageman	$ -	$ 100.00	Controller's Office is coordinating donor financial interest disclosure requests with SF Foundation
7/2/2020	Jessica Owen	$ -	$ 25.00	Controller's Office is coordinating donor financial interest disclosure requests with SF Foundation
7/2/2020	Johanna Merino	$ -	$ 25.00	Controller's Office is coordinating donor financial interest disclosure requests with SF Foundation
7/2/2020	Justin Cai	$ -	$ 100.00	Controller's Office is coordinating donor financial interest disclosure requests with SF Foundation
7/2/2020	Kelly Pretzer	$ -	$ 250.00	Controller's Office is coordinating donor financial interest disclosure requests with SF Foundation

Give2SF Monetary Donations Received Through 9/30/2020

Gift Date	Donor Name	Donation Amount		Financial Interest With the City
		Directly by Give2SF	Through SF Foundation	
7/2/2020	Kelly Vedder	$ -	$ 50.00	Controller's Office is coordinating donor financial interest disclosure requests with SF Foundation
7/2/2020	Kerri Ryusaki	$ -	$ 100.00	Controller's Office is coordinating donor financial interest disclosure requests with SF Foundation
7/2/2020	KKR	$ -	$ 250.00	Controller's Office is coordinating donor financial interest disclosure requests with SF Foundation
7/2/2020	Kurt Forsgren	$ -	$ 25.00	Controller's Office is coordinating donor financial interest disclosure requests with SF Foundation
7/2/2020	LendingClub	$ -	$ 10.00	Controller's Office is coordinating donor financial interest disclosure requests with SF Foundation
7/2/2020	Lina Smith	$ -	$ 50.00	Controller's Office is coordinating donor financial interest disclosure requests with SF Foundation
7/2/2020	LinkedIn - Matching Gift Program (3 Donations)	$ -	$ 325.00	Controller's Office is coordinating donor financial interest disclosure requests with SF Foundation
7/2/2020	Maya Rioux	$ -	$ 25.00	Controller's Office is coordinating donor financial interest disclosure requests with SF Foundation
7/2/2020	Michelle Jefferson	$ -	$ 50.00	Controller's Office is coordinating donor financial interest disclosure requests with SF Foundation
7/2/2020	Michelle Spanne	$ -	$ 100.00	Controller's Office is coordinating donor financial interest disclosure requests with SF Foundation
7/2/2020	Mike Zuehlke	$ -	$ 75.00	Controller's Office is coordinating donor financial interest disclosure requests with SF Foundation
7/2/2020	Netflix	$ -	$ 2,000.00	Controller's Office is coordinating donor financial interest disclosure requests with SF Foundation
7/2/2020	Nick Chavez	$ -	$ 25.00	Controller's Office is coordinating donor financial interest disclosure requests with SF Foundation
7/2/2020	Okta	$ -	$ 150.00	Controller's Office is coordinating donor financial interest disclosure requests with SF Foundation
7/2/2020	Paypal	$ -	$ 200.00	Controller's Office is coordinating donor financial interest disclosure requests with SF Foundation
7/2/2020	Pedro Velarde	$ -	$ 30.00	Controller's Office is coordinating donor financial interest disclosure requests with SF Foundation
7/2/2020	PEIYING MA	$ -	$ 100.00	Controller's Office is coordinating donor financial interest disclosure requests with SF Foundation
7/2/2020	PEIYING MA	$ -	$ 100.00	Controller's Office is coordinating donor financial interest disclosure requests with SF Foundation
7/2/2020	PEIYING MA	$ -	$ 100.00	Controller's Office is coordinating donor financial interest disclosure requests with SF Foundation
7/2/2020	PEIYING MA	$ -	$ 100.00	Controller's Office is coordinating donor financial interest disclosure requests with SF Foundation
7/2/2020	Quan Trong	$ -	$ 25.00	Controller's Office is coordinating donor financial interest disclosure requests with SF Foundation
7/2/2020	Rachel Corral	$ -	$ 25.00	Controller's Office is coordinating donor financial interest disclosure requests with SF Foundation
7/2/2020	Ripple	$ -	$ 250.00	Controller's Office is coordinating donor financial interest disclosure requests with SF Foundation
7/2/2020	Robert Flory	$ -	$ 150.00	Controller's Office is coordinating donor financial interest disclosure requests with SF Foundation
7/2/2020	Robert Lucero	$ -	$ 2,000.00	Controller's Office is coordinating donor financial interest disclosure requests with SF Foundation
7/2/2020	Rob Haynes	$ -	$ 200.00	Controller's Office is coordinating donor financial interest disclosure requests with SF Foundation
7/2/2020	Rob Haynes	$ -	$ 200.00	Controller's Office is coordinating donor financial interest disclosure requests with SF Foundation
7/2/2020	Ruthann Gore	$ -	$ 150.00	Controller's Office is coordinating donor financial interest disclosure requests with SF Foundation
7/2/2020	Samy Hernandez	$ -	$ 200.00	Controller's Office is coordinating donor financial interest disclosure requests with SF Foundation
7/2/2020	Scotty Nowak	$ -	$ 50.00	Controller's Office is coordinating donor financial interest disclosure requests with SF Foundation
7/2/2020	Shaun Bowen	$ -	$ 25.00	Controller's Office is coordinating donor financial interest disclosure requests with SF Foundation
7/2/2020	Tony Pauker	$ -	$ 90.00	Controller's Office is coordinating donor financial interest disclosure requests with SF Foundation
7/2/2020	Twitter	$ -	$ 100.00	Controller's Office is coordinating donor financial interest disclosure requests with SF Foundation
7/2/2020	Tyler Devlin	$ -	$ 50.00	Controller's Office is coordinating donor financial interest disclosure requests with SF Foundation

Give2SF Monetary Donations Received Through 9/30/2020

Gift Date	Donor Name	Donation Amount		Financial Interest With the City
		Directly by Give2SF	Through SF Foundation	
7/2/2020	Vickrum Singh	$ -	$ 75.00	Controller's Office is coordinating donor financial interest disclosure requests with SF Foundation
7/2/2020	Visa, Inc. - Matching Gift Program (3 Donations)	$ -	$ 750.00	Controller's Office is coordinating donor financial interest disclosure requests with SF Foundation
7/2/2020	Yeneneh Awage	$ -	$ 50.00	Controller's Office is coordinating donor financial interest disclosure requests with SF Foundation
7/2/2020	Zillow Group	$ -	$ 100.00	Controller's Office is coordinating donor financial interest disclosure requests with SF Foundation
7/1/2020	Ardian US Foundation	$ 12,000.00	$ -	Disclosure requested, response pending
6/30/2020	Matthew Jee	$ 2,000.00	$ -	Disclosure requested, response pending
6/29/2020	Mason Scott	$ 100.00	$ -	Disclosure requested, response pending
6/29/2020	Lindsay Schapiro and Adam Brudnick	$ 50.00	$ -	N/A - Financial interest disclosure not required for donations $100 and under
6/26/2020	Nisit Jirangpitakkul	$ 50.00	$ -	N/A - Financial interest disclosure not required for donations $100 and under
6/26/2020	Ashley Moore	$ 50.00	$ -	N/A - Financial interest disclosure not required for donations $100 and under
6/26/2020	Kathleen E Triggs	$ 10.00	$ -	N/A - Financial interest disclosure not required for donations $100 and under
6/25/2020	David W Dumais	$ 200.00	$ -	Disclosure requested, response pending
6/24/2020	Samsara	$ 3,041.00	$ -	Disclosure requested, response pending
6/23/2020	California Cowboy Apparel	$ 3,372.00	$ -	Disclosure requested, response pending
6/23/2020	Anonymous Through Fidelity Charitable	$ 200.00	$ -	Disclosure requested, response pending
6/23/2020	Ryan Moore	$ 100.00	$ -	N/A - Financial interest disclosure not required for donations $100 and under
6/22/2020	Lucy Almers and Sean Rhea	$ 10,000.00	$ -	Disclosure requested, response pending
6/22/2020	John Garfinkle Charitable Fund, a Donor Advised Fund of Renaissance Charitable Foundation	$ 7,500.00	$ -	Disclosure requested, response pending
6/22/2020	Harold Erdman	$ 1,800.00	$ -	Disclosure requested, response pending
6/22/2020	Alexis and Rachel Rouda	$ 1,000.00	$ -	Disclosure requested, response pending
6/22/2020	Janet C Wade	$ 1,000.00	$ -	Disclosure requested, response pending
6/22/2020	Anonymous Through Fidelity Charitable	$ 500.00	$ -	Disclosure requested, response pending
6/22/2020	Frank and Carolyn Hoke-Van Orden	$ 500.00	$ -	Disclosure requested, response pending
6/22/2020	Dewitt Tien-Wei Cheng and Marjory J. Richards	$ 350.00	$ -	Disclosure requested, response pending
6/22/2020	Davies Dan	$ 250.00	$ -	Disclosure requested, response pending
6/22/2020	Linda Joan Saraf	$ 200.00	$ -	Disclosure requested, response pending
6/22/2020	Amy Felsenthal	$ 100.00	$ -	N/A - Financial interest disclosure not required for donations $100 and under
6/22/2020	Luke Lovett	$ 100.00	$ -	N/A - Financial interest disclosure not required for donations $100 and under
6/22/2020	Sephora USA, Inc.	$ 100.00	$ -	N/A - Financial interest disclosure not required for donations $100 and under
6/22/2020	Ramaswamy Srikant	$ 50.00	$ -	N/A - Financial interest disclosure not required for donations $100 and under
6/22/2020	Adobe Inc.	$ 50.00	$ -	N/A - Financial interest disclosure not required for donations $100 and under
6/22/2020	Kenneth M. Ashford	$ 45.00	$ -	N/A - Financial interest disclosure not required for donations $100 and under
6/22/2020	Dropbox	$ -	$ 10,000.00	Controller's Office is coordinating donor financial interest disclosure requests with SF Foundation
6/19/2020	Mark Brody	$ 10,000.00	$ -	No financial interest with the City
6/19/2020	Jennifer Perini	$ 1,000.00	$ -	Disclosure requested, response pending
6/19/2020	Ben Zotto	$ 1,000.00	$ -	Disclosure requested, response pending
6/19/2020	Arlene Waksberg, Charles M Clark	$ 1,000.00	$ -	Disclosure requested, response pending
6/19/2020	Anonymous Through Fidelity Charitable	$ 250.00	$ -	Disclosure requested, response pending
6/19/2020	The Johnslington Fund	$ 200.00	$ -	Disclosure requested, response pending
6/19/2020	Joyce B Renaker	$ 100.00	$ -	N/A - Financial interest disclosure not required for donations $100 and under
6/19/2020	Kacey J Clark	$ 100.00	$ -	N/A - Financial interest disclosure not required for donations $100 and under
6/19/2020	Patricia Mahoney	$ 50.00	$ -	N/A - Financial interest disclosure not required for donations $100 and under
6/18/2020	Vesuvio Cafe	$ 500.00	$ -	Disclosure requested, response pending
6/17/2020	Brian Borromeo	$ 50.00	$ -	N/A - Financial interest disclosure not required for donations $100 and under
6/16/2020	Shreyas R Gandhi	$ 50.00	$ -	N/A - Financial interest disclosure not required for donations $100 and under
6/16/2020	Apple Computer, Inc. - Matching Gift Program (3 Donations)	$ -	$ 850.00	Controller's Office is coordinating donor financial interest disclosure requests with SF Foundation

Give2SF Monetary Donations Received Through 9/30/2020

Gift Date	Donor Name	Donation Amount		Financial Interest With the City
		Directly by Give2SF	Through SF Foundation	
6/16/2020	Comcast	$ -	$ 25,000.00	Controller's Office is coordinating donor financial interest disclosure requests with SF Foundation
6/16/2020	Gilead Sciences, Inc.	$ -	$ 500,000.00	Controller's Office is coordinating donor financial interest disclosure requests with SF Foundation
6/16/2020	Google Inc. - Matching Gift Program (33 Donations)	$ -	$ 6,425.00	Controller's Office is coordinating donor financial interest disclosure requests with SF Foundation
6/16/2020	Netflix - Matching Gift Program (2 Donations)	$ -	$ 3,000.00	Controller's Office is coordinating donor financial interest disclosure requests with SF Foundation
6/16/2020	Dolby	$ -	$ 200,000.00	Controller's Office is coordinating donor financial interest disclosure requests with SF Foundation
6/16/2020	Simon Rogers - Matching Gift Program (35 Donations)	$ -	$ 7,675.00	Controller's Office is coordinating donor financial interest disclosure requests with SF Foundation
6/15/2020	Jack Douglas and Kelly Morton	$ 500.00	$ -	Disclosure requested, response pending
6/15/2020	Matthew Munz	$ 200.00	$ -	Disclosure requested, response pending
6/15/2020	Mason Scott	$ 150.00	$ -	Disclosure requested, response pending
6/15/2020	Leslie Wellbaum	$ 100.00	$ -	N/A - Financial interest disclosure not required for donations $100 and under
6/15/2020	Boris Cherny	$ 50.00	$ -	N/A - Financial interest disclosure not required for donations $100 and under
6/12/2020	Mike Grisso and Grace Park	$ 1,000.00	$ -	Disclosure requested, response pending
6/12/2020	Patrick Family Fund	$ -	$ 5,000.00	Controller's Office is coordinating donor financial interest disclosure requests with SF Foundation
6/11/2020	Reynaldo L. Pantaleon	$ 25.00	$ -	N/A - Financial interest disclosure not required for donations $100 and under
6/10/2020	Samuel Valdez	$ 500.00	$ -	Disclosure requested, response pending
6/10/2020	Ira Fateman and Jobeth Walt	$ 500.00	$ -	Disclosure requested, response pending
6/9/2020	Origina, Inc.	$ 596.80	$ -	Disclosure requested, response pending
6/8/2020	Matt Beaumont-Gay	$ 10,000.00	$ -	Disclosure requested, response pending
6/8/2020	Michael J McGinley	$ 1,200.00	$ -	Disclosure requested, response pending
6/8/2020	Josh and Meredith Bauer	$ 318.50	$ -	Disclosure requested, response pending
6/8/2020	Peter Kinmond	$ 200.00	$ -	Disclosure requested, response pending
6/8/2020	Pilates In Common Cooperative Inc	$ 176.85	$ -	Disclosure requested, response pending
6/8/2020	Anne Fuchs-Chesney	$ 54.00	$ -	N/A - Financial interest disclosure not required for donations $100 and under
6/8/2020	Jennifer Lin	$ 50.00	$ -	N/A - Financial interest disclosure not required for donations $100 and under
6/8/2020	Philip A Reitz	$ 20.00	$ -	N/A - Financial interest disclosure not required for donations $100 and under
6/5/2020	John Cuffney	$ 1,500.00	$ -	Disclosure requested, response pending
6/5/2020	Kristin Anundsen	$ 500.00	$ -	Disclosure requested, response pending
6/5/2020	Todd Rydstrom and Mike Dickman	$ 500.00	$ -	Employee
6/5/2020	andrew and Nancy Leahy	$ 300.00	$ -	Disclosure requested, response pending
6/5/2020	Russell Thau	$ 200.00	$ -	Disclosure requested, response pending
6/5/2020	John J Beam	$ 200.00	$ -	Disclosure requested, response pending
6/5/2020	Elizabeth Kondor & Jim Cole	$ 110.00	$ -	Disclosure requested, response pending
6/5/2020	Blue Beyond Consulting, Inc	$ 50.00	$ -	N/A - Financial interest disclosure not required for donations $100 and under
6/5/2020	Patricia Wise	$ 25.00	$ -	N/A - Financial interest disclosure not required for donations $100 and under
6/4/2020	Matthew Jee	$ 1,000.00	$ -	Disclosure requested, response pending
6/4/2020	Lili Byers and Peter Straus	$ 300.00	$ -	Disclosure requested, response pending
6/4/2020	Tom Budgick	$ 200.00	$ -	Disclosure requested, response pending
6/4/2020	Jacob Ostrofsky	$ 50.00	$ -	N/A - Financial interest disclosure not required for donations $100 and under
6/4/2020	Bruce Parker	$ 30.00	$ -	N/A - Financial interest disclosure not required for donations $100 and under
6/4/2020	AT&T	$ -	$ 100,000.00	Controller's Office is coordinating donor financial interest disclosure requests with SF Foundation
6/3/2020	Anonymous Through Fidelity Charitable	$ 2,000.00	$ -	Disclosure requested, response pending
6/3/2020	Jenny Nguyen and Friends	$ 600.00	$ -	Disclosure requested, response pending
6/3/2020	Sarah Owens	$ 250.00	$ -	Disclosure requested, response pending
6/3/2020	L. R. Ingersoll	$ 100.00	$ -	N/A - Financial interest disclosure not required for donations $100 and under
6/3/2020	Sigma Computing	$ 100.00	$ -	N/A - Financial interest disclosure not required for donations $100 and under
6/3/2020	I M Thomson	$ 30.00	$ -	N/A - Financial interest disclosure not required for donations $100 and under
6/2/2020	Tess Winlock and Christine Luu	$ 40,000.00	$ -	Disclosure requested, response pending
6/2/2020	Kimberly Low	$ 1,200.00	$ -	Disclosure requested, response pending

Give2SF Monetary Donations Received Through 9/30/2020

Gift Date	Donor Name	Donation Amount		Financial Interest With the City
		Directly by Give2SF	Through SF Foundation	
6/2/2020	Brandon Schwartz	$ 500.00	$ -	Disclosure requested, response pending
6/2/2020	Anonymous Through Fidelity Charitable	$ 400.00	$ -	Disclosure requested, response pending
6/2/2020	Jo Ann Ogden	$ 200.00	$ -	Disclosure requested, response pending
6/2/2020	Francesca C Vera	$ 200.00	$ -	Disclosure requested, response pending
6/2/2020	Hung Family	$ 200.00	$ -	Disclosure requested, response pending
6/2/2020	Lisel Joseph	$ 100.00	$ -	N/A - Financial interest disclosure not required for donations $100 and under
6/2/2020	Ashley B Macy	$ 50.00	$ -	N/A - Financial interest disclosure not required for donations $100 and under
6/1/2020	William W. Atkins	$ 1,000.00	$ -	Disclosure requested, response pending
6/1/2020	Robert K. Deel	$ 500.00	$ -	Disclosure requested, response pending
6/1/2020	Jesse A Guzman	$ 500.00	$ -	Disclosure requested, response pending
6/1/2020	Tommy Lin	$ 300.00	$ -	Disclosure requested, response pending
6/1/2020	India C Prentice	$ 250.00	$ -	Disclosure requested, response pending
6/1/2020	Edward Lesmes Maldonado	$ 237.81	$ -	Disclosure requested, response pending
6/1/2020	Alina C Lodahl	$ 200.00	$ -	Disclosure requested, response pending
6/1/2020	Mason Scott	$ 200.00	$ -	Disclosure requested, response pending
6/1/2020	Sasha Cuttler RN and Lauren Cuttler RN	$ 180.00	$ -	Disclosure requested, response pending
6/1/2020	Colin McKeehan	$ 150.00	$ -	Disclosure requested, response pending
6/1/2020	Tap Tap Organics	$ 112.00	$ -	Disclosure requested, response pending
6/1/2020	Anna Mae Abia	$ 100.00	$ -	N/A - Financial interest disclosure not required for donations $100 and under
6/1/2020	Sy Aal	$ 100.00	$ -	Disclosure requested, response pending
6/1/2020	Jeffrey R Rigo	$ 100.00	$ -	N/A - Financial interest disclosure not required for donations $100 and under
6/1/2020	Sophie Diao	$ 100.00	$ -	N/A - Financial interest disclosure not required for donations $100 and under
6/1/2020	Arjun Krishna Kumar	$ 75.00	$ -	N/A - Financial interest disclosure not required for donations $100 and under
6/1/2020	Kevin Gao	$ 50.00	$ -	N/A - Financial interest disclosure not required for donations $100 and under
6/1/2020	Cindy Changar	$ 50.00	$ -	N/A - Financial interest disclosure not required for donations $100 and under
6/1/2020	Carolyn Yao	$ 15.00	$ -	N/A - Financial interest disclosure not required for donations $100 and under
6/1/2020	Akin Gump Strauss Hauer & Feld LLP	$ -	$ 50.00	Controller's Office is coordinating donor financial interest disclosure requests with SF Foundation
6/1/2020	Akshay Sethi	$ -	$ 100.00	Controller's Office is coordinating donor financial interest disclosure requests with SF Foundation
6/1/2020	Alex Song	$ -	$ 98.50	Controller's Office is coordinating donor financial interest disclosure requests with SF Foundation
6/1/2020	Ali Miller	$ -	$ 1,000.00	Controller's Office is coordinating donor financial interest disclosure requests with SF Foundation
6/1/2020	Amita Gajewar	$ -	$ 100.00	Controller's Office is coordinating donor financial interest disclosure requests with SF Foundation
6/1/2020	Anna Ramon	$ -	$ 50.00	Controller's Office is coordinating donor financial interest disclosure requests with SF Foundation
6/1/2020	San Francisco Foundation	$ -	$ 20.00	Controller's Office is coordinating donor financial interest disclosure requests with SF Foundation
6/1/2020	San Francisco Foundation	$ -	$ 50.00	Controller's Office is coordinating donor financial interest disclosure requests with SF Foundation
6/1/2020	San Francisco Foundation	$ -	$ 20,000.00	Controller's Office is coordinating donor financial interest disclosure requests with SF Foundation
6/1/2020	San Francisco Foundation	$ -	$ 50.00	Controller's Office is coordinating donor financial interest disclosure requests with SF Foundation
6/1/2020	San Francisco Foundation	$ -	$ 100.00	Controller's Office is coordinating donor financial interest disclosure requests with SF Foundation
6/1/2020	San Francisco Foundation	$ -	$ 500.00	Controller's Office is coordinating donor financial interest disclosure requests with SF Foundation
6/1/2020	San Francisco Foundation	$ -	$ 25.00	Controller's Office is coordinating donor financial interest disclosure requests with SF Foundation
6/1/2020	San Francisco Foundation	$ -	$ 200.00	Controller's Office is coordinating donor financial interest disclosure requests with SF Foundation
6/1/2020	San Francisco Foundation	$ -	$ 1,000.00	Controller's Office is coordinating donor financial interest disclosure requests with SF Foundation
6/1/2020	San Francisco Foundation	$ -	$ 25.00	Controller's Office is coordinating donor financial interest disclosure requests with SF Foundation
6/1/2020	Apple Computer, Inc. - Matching Gift Program (17 Donations)	$ -	$ 20,212.32	Controller's Office is coordinating donor financial interest disclosure requests with SF Foundation

Give2SF Monetary Donations Received Through 9/30/2020

Gift Date	Donor Name	Donation Amount		Financial Interest With the City
		Directly by Give2SF	Through SF Foundation	
6/1/2020	Benjamin Turner	$ -	$ 1,000.00	Controller's Office is coordinating donor financial interest disclosure requests with SF Foundation
6/1/2020	Blue Shield of California	$ -	$ 200.00	Controller's Office is coordinating donor financial interest disclosure requests with SF Foundation
6/1/2020	Brandon Holt	$ -	$ 200.00	Controller's Office is coordinating donor financial interest disclosure requests with SF Foundation
6/1/2020	Casey Madden	$ -	$ 50.00	Controller's Office is coordinating donor financial interest disclosure requests with SF Foundation
6/1/2020	Christian Wofford	$ -	$ 2,500.00	Controller's Office is coordinating donor financial interest disclosure requests with SF Foundation
6/1/2020	Christian Wofford	$ -	$ 2,500.00	Controller's Office is coordinating donor financial interest disclosure requests with SF Foundation
6/1/2020	Craig Stout	$ -	$ 1,000.00	Controller's Office is coordinating donor financial interest disclosure requests with SF Foundation
6/1/2020	Daniel Kuo	$ -	$ 100.00	Controller's Office is coordinating donor financial interest disclosure requests with SF Foundation
6/1/2020	Derek Ryan	$ -	$ 75.00	Controller's Office is coordinating donor financial interest disclosure requests with SF Foundation
6/1/2020	Elizabeth Juenger	$ -	$ 100.00	Controller's Office is coordinating donor financial interest disclosure requests with SF Foundation
6/1/2020	Elizabeth Perakis	$ -	$ 40.00	Controller's Office is coordinating donor financial interest disclosure requests with SF Foundation
6/1/2020	Eric Gourlaouen	$ -	$ 226.16	Controller's Office is coordinating donor financial interest disclosure requests with SF Foundation
6/1/2020	Genentech, Inc. - Matching Gift Program (9 Donations)	$ -	$ 1,470.00	Controller's Office is coordinating donor financial interest disclosure requests with SF Foundation
6/1/2020	Google Inc. - Matching Gift Program (20 Donations)	$ -	$ 8,866.00	Controller's Office is coordinating donor financial interest disclosure requests with SF Foundation
6/1/2020	Guillaume Forget	$ -	$ 150.00	Controller's Office is coordinating donor financial interest disclosure requests with SF Foundation
6/1/2020	Heather Moore	$ -	$ 200.00	Controller's Office is coordinating donor financial interest disclosure requests with SF Foundation
6/1/2020	Ivan Tanasic	$ -	$ 250.00	Controller's Office is coordinating donor financial interest disclosure requests with SF Foundation
6/1/2020	Jheel Doshi	$ -	$ 49.25	Controller's Office is coordinating donor financial interest disclosure requests with SF Foundation
6/1/2020	Jonathan Grobstein	$ -	$ 1,000.00	Controller's Office is coordinating donor financial interest disclosure requests with SF Foundation
6/1/2020	Julianne McGoldrick	$ -	$ 300.00	Controller's Office is coordinating donor financial interest disclosure requests with SF Foundation
6/1/2020	Julie Nishihara	$ -	$ 500.00	Controller's Office is coordinating donor financial interest disclosure requests with SF Foundation
6/1/2020	Katie Shih	$ -	$ 25.00	Controller's Office is coordinating donor financial interest disclosure requests with SF Foundation
6/1/2020	Kristen Stotts	$ -	$ 75.00	Controller's Office is coordinating donor financial interest disclosure requests with SF Foundation
6/1/2020	Lauren Fernandez	$ -	$ 100.00	Controller's Office is coordinating donor financial interest disclosure requests with SF Foundation
6/1/2020	Lee Newman	$ -	$ 100.00	Controller's Office is coordinating donor financial interest disclosure requests with SF Foundation
6/1/2020	LinkedIn - Matching Gift Program (4 Donations)	$ -	$ 370.00	Controller's Office is coordinating donor financial interest disclosure requests with SF Foundation
6/1/2020	Marc Franklin	$ -	$ 100.00	Controller's Office is coordinating donor financial interest disclosure requests with SF Foundation
6/1/2020	Microsoft - Matching Gift Program (2 Donations)	$ -	$ 1,100.00	Controller's Office is coordinating donor financial interest disclosure requests with SF Foundation
6/1/2020	Nick Turner	$ -	$ 83.00	Controller's Office is coordinating donor financial interest disclosure requests with SF Foundation
6/1/2020	Nintendo	$ -	$ 200.00	Controller's Office is coordinating donor financial interest disclosure requests with SF Foundation
6/1/2020	Nitin Nitin	$ -	$ 200.00	Controller's Office is coordinating donor financial interest disclosure requests with SF Foundation
6/1/2020	NVIDIA - Matching Gift Program (4 Donations)	$ -	$ 700.00	Controller's Office is coordinating donor financial interest disclosure requests with SF Foundation
6/1/2020	Oath Inc	$ -	$ 1,000.00	Controller's Office is coordinating donor financial interest disclosure requests with SF Foundation
6/1/2020	Patrick Wynn	$ -	$ 1,000.00	Controller's Office is coordinating donor financial interest disclosure requests with SF Foundation

Give2SF Monetary Donations Received Through 9/30/2020

Gift Date	Donor Name	Donation Amount		Financial Interest With the City
		Directly by Give2SF	Through SF Foundation	
6/1/2020	Piper Sandler Companies	$ -	$ 350.00	Controller's Office is coordinating donor financial interest disclosure requests with SF Foundation
6/1/2020	Playstation Cares - Matching Gift Program (2 Donations)	$ -	$ 300.00	Controller's Office is coordinating donor financial interest disclosure requests with SF Foundation
6/1/2020	Robert Broesler	$ -	$ 100.00	Controller's Office is coordinating donor financial interest disclosure requests with SF Foundation
6/1/2020	Rob Haynes	$ -	$ 200.00	Controller's Office is coordinating donor financial interest disclosure requests with SF Foundation
6/1/2020	Sabrine Rekik	$ -	$ 290.00	Controller's Office is coordinating donor financial interest disclosure requests with SF Foundation
6/1/2020	Sabrine Rekik	$ -	$ 25.00	Controller's Office is coordinating donor financial interest disclosure requests with SF Foundation
6/1/2020	Samuel Kaminsky	$ -	$ 1,000.00	Controller's Office is coordinating donor financial interest disclosure requests with SF Foundation
6/1/2020	Sandeep Chandna	$ -	$ 100.00	Controller's Office is coordinating donor financial interest disclosure requests with SF Foundation
6/1/2020	Sarah DeMarois	$ -	$ 40.00	Controller's Office is coordinating donor financial interest disclosure requests with SF Foundation
6/1/2020	Shalin Mantri	$ -	$ 50.00	Controller's Office is coordinating donor financial interest disclosure requests with SF Foundation
6/1/2020	Stefan Reich	$ -	$ 250.00	Controller's Office is coordinating donor financial interest disclosure requests with SF Foundation
6/1/2020	Theodore Crockin	$ -	$ 200.00	Controller's Office is coordinating donor financial interest disclosure requests with SF Foundation
6/1/2020	The Omidyar Group	$ -	$ 100.00	Controller's Office is coordinating donor financial interest disclosure requests with SF Foundation
6/1/2020	Todd Kerpelman	$ -	$ 250.00	Controller's Office is coordinating donor financial interest disclosure requests with SF Foundation
6/1/2020	Todd Kerpelman	$ -	$ 450.00	Controller's Office is coordinating donor financial interest disclosure requests with SF Foundation
6/1/2020	TPG	$ -	$ 200.00	Controller's Office is coordinating donor financial interest disclosure requests with SF Foundation
6/1/2020	Wen-Ting Tsai	$ -	$ 100.00	Controller's Office is coordinating donor financial interest disclosure requests with SF Foundation
6/1/2020	Workday	$ -	$ 25.00	Controller's Office is coordinating donor financial interest disclosure requests with SF Foundation
6/1/2020	Xylem Inc.	$ -	$ 100.00	Controller's Office is coordinating donor financial interest disclosure requests with SF Foundation
6/1/2020	Xylem Inc.	$ -	$ 100.00	Controller's Office is coordinating donor financial interest disclosure requests with SF Foundation
6/1/2020	Zillow Group	$ -	$ 100.00	Controller's Office is coordinating donor financial interest disclosure requests with SF Foundation
5/29/2020	Arthur and Toni Rembe Rock	$ 500,000.00	$ -	Disclosure requested, response pending
5/29/2020	Ardian US LLC	$ 15,000.00	$ -	Disclosure requested, response pending
5/29/2020	Nicholas Reavill and Emily Wolahan	$ 10,000.00	$ -	No financial interest with the City
5/29/2020	James and Sheryl Reuben	$ 10,000.00	$ -	No financial interest with the City
5/29/2020	Jennifer Braun and Raymond J Ryan	$ 5,000.00	$ -	No financial interest with the City
5/29/2020	Onebeacon Insurance Group	$ 2,100.00	$ -	Disclosure requested, response pending
5/29/2020	Robert Fearing	$ 500.00	$ -	Disclosure requested, response pending
5/29/2020	Cary J Fleisher	$ 500.00	$ -	Disclosure requested, response pending
5/29/2020	Judith Tornese	$ 300.00	$ -	No financial interest with the City
5/29/2020	Wesley Wiley and Janice Kendall	$ 200.00	$ -	No financial interest with the City
5/29/2020	Heath Massey	$ 150.00	$ -	Disclosure requested, response pending
5/29/2020	Connie J Mar	$ 100.00	$ -	N/A - Financial interest disclosure not required for donations $100 and under
5/29/2020	Karen and Leon Traister	$ 100.00	$ -	N/A - Financial interest disclosure not required for donations $100 and under
5/29/2020	Camille Lejeune	$ 100.00	$ -	N/A - Financial interest disclosure not required for donations $100 and under
5/29/2020	Sheldon Kirchman	$ 100.00	$ -	N/A - Financial interest disclosure not required for donations $100 and under
5/29/2020	Frances Ohashi	$ 40.00	$ -	N/A - Financial interest disclosure not required for donations $100 and under
5/29/2020	Leonard Torres	$ 40.00	$ -	N/A - Financial interest disclosure not required for donations $100 and under
5/29/2020	Trisha Thadani	$ 40.00	$ -	N/A - Financial interest disclosure not required for donations $100 and under
5/29/2020	David L. Klein, Jr. Fund	$ -	$ 7,000.00	Controller's Office is coordinating donor financial interest disclosure requests with SF Foundation

Give2SF Monetary Donations Received Through 9/30/2020

Gift Date	Donor Name	Donation Amount		Financial Interest With the City
		Directly by Give2SF	Through SF Foundation	
5/29/2020	Tung Family Fund	$ -	$ 2,500.00	Controller's Office is coordinating donor financial interest disclosure requests with SF Foundation
5/29/2020	Dara Khosrowshahi	$ -	$ 100,000.00	Controller's Office is coordinating donor financial interest disclosure requests with SF Foundation
5/29/2020	Susan Pritzker	$ -	$ 250,000.00	Controller's Office is coordinating donor financial interest disclosure requests with SF Foundation
5/28/2020	Andrew Work	$ 426.50	$ -	Disclosure requested, response pending
5/28/2020	Louis Derosa	$ 100.00	$ -	N/A - Financial interest disclosure not required for donations $100 and under
5/28/2020	James Christie	$ 100.00	$ -	N/A - Financial interest disclosure not required for donations $100 and under
5/28/2020	Rachelle Axel	$ 75.00	$ -	N/A - Financial interest disclosure not required for donations $100 and under
5/28/2020	Brenda Tucker	$ 25.00	$ -	N/A - Financial interest disclosure not required for donations $100 and under
5/27/2020	Steve and Dianne Leonoudakis	$ 800.00	$ -	Disclosure requested, response pending
5/27/2020	Jason Pellegrini	$ 500.00	$ -	Disclosure requested, response pending
5/27/2020	Crunchbase Inc.	$ 500.00	$ -	Disclosure requested, response pending
5/27/2020	Morris Family	$ 200.00	$ -	Disclosure requested, response pending
5/27/2020	Rebecca Herman	$ 100.00	$ -	N/A - Financial interest disclosure not required for donations $100 and under
5/27/2020	Gretchen M Ehrenkaufer	$ 50.00	$ -	N/A - Financial interest disclosure not required for donations $100 and under
5/27/2020	Iran Narges	$ 25.00	$ -	N/A - Financial interest disclosure not required for donations $100 and under
5/26/2020	Bigote De Gato/Teatro Tin Tan	$ 5,000.00	$ -	Disclosure requested, response pending
5/26/2020	Rosa Birch	$ 1,500.00	$ -	Disclosure requested, response pending
5/26/2020	Julia Lopez	$ 500.00	$ -	Disclosure requested, response pending
5/26/2020	Lauren MacGuidwin	$ 500.00	$ -	Disclosure requested, response pending
5/26/2020	Golden Gate Trauma and Marriage Counseling	$ 400.00	$ -	Disclosure requested, response pending
5/26/2020	Erin Bailey	$ 297.00	$ -	Disclosure requested, response pending
5/26/2020	Alison Dame-Boyle	$ 250.00	$ -	Disclosure requested, response pending
5/26/2020	Carmen Chu	$ 250.00	$ -	Disclosure requested, response pending
5/26/2020	Lara Hammamy	$ 200.00	$ -	Disclosure requested, response pending
5/26/2020	Pilates In Common Cooperative, Inc.	$ 182.40	$ -	Disclosure requested, response pending
5/26/2020	Bruce Johnson	$ 150.00	$ -	Disclosure requested, response pending
5/26/2020	Blair G Helsing	$ 150.00	$ -	Disclosure requested, response pending
5/26/2020	Colin McKeehan	$ 150.00	$ -	Disclosure requested, response pending
5/26/2020	Vivian Fong	$ 120.00	$ -	Disclosure requested, response pending
5/26/2020	Antonia I Ruiz	$ 100.00	$ -	N/A - Financial interest disclosure not required for donations $100 and under
5/26/2020	Evelyn Kelsey	$ 100.00	$ -	Disclosure requested, response pending
5/26/2020	Thomas X Bockmon	$ 50.00	$ -	N/A - Financial interest disclosure not required for donations $100 and under
5/26/2020	Stephanie Schneider	$ 50.00	$ -	N/A - Financial interest disclosure not required for donations $100 and under
5/26/2020	Robin Morales	$ 25.00	$ -	N/A - Financial interest disclosure not required for donations $100 and under
5/26/2020	Cassandra McGoldrick	$ 20.00	$ -	N/A - Financial interest disclosure not required for donations $100 and under
5/22/2020	David and Katherine Dewilde	$ 10,000.00	$ -	Disclosure requested, response pending
5/22/2020	Al Crowell	$ 1,200.00	$ -	Disclosure requested, response pending
5/22/2020	Susan Rosen	$ 250.00	$ -	Disclosure requested, response pending
5/22/2020	Matthew B Bohm	$ 200.00	$ -	Disclosure requested, response pending
5/22/2020	Julia A Pak	$ 200.00	$ -	Disclosure requested, response pending
5/22/2020	Richard L Suen	$ 125.00	$ -	Disclosure requested, response pending
5/22/2020	Ashesha Mehrotra	$ 101.00	$ -	Disclosure requested, response pending
5/22/2020	Kathleen White	$ 100.00	$ -	N/A - Financial interest disclosure not required for donations $100 and under
5/22/2020	Susan G. Van	$ 25.00	$ -	N/A - Financial interest disclosure not required for donations $100 and under
5/21/2020	Lan V Liem	$ 281.00	$ -	Disclosure requested, response pending
5/21/2020	Marian Halley	$ 200.00	$ -	Disclosure requested, response pending
5/21/2020	Richard Lesnick	$ 200.00	$ -	Disclosure requested, response pending
5/21/2020	Teresa Feng	$ 100.00	$ -	N/A - Financial interest disclosure not required for donations $100 and under
5/21/2020	Leuwam Tesfai	$ 100.00	$ -	N/A - Financial interest disclosure not required for donations $100 and under

Give2SF Monetary Donations Received Through 9/30/2020

Gift Date	Donor Name	Donation Amount		Financial Interest With the City
		Directly by Give2SF	Through SF Foundation	
5/21/2020	Charles Perl and Ted Nguyen	$ 100.00	$ -	N/A - Financial interest disclosure not required for donations $100 and under
5/21/2020	Brenda Tucker, SF Travel	$ 50.00	$ -	N/A - Financial interest disclosure not required for donations $100 and under
5/21/2020	Valeria Wilson	$ 50.00	$ -	N/A - Financial interest disclosure not required for donations $100 and under
5/21/2020	Cynthia Gregory	$ 50.00	$ -	N/A - Financial interest disclosure not required for donations $100 and under
5/20/2020	Donal and Nancy Duffy	$ 200.00	$ -	Disclosure requested, response pending
5/20/2020	Stephen Garber and Rena Pasick	$ 200.00	$ -	Disclosure requested, response pending
5/20/2020	Rachel Lim	$ 200.00	$ -	Disclosure requested, response pending
5/20/2020	Denise Selleck	$ 100.00	$ -	N/A - Financial interest disclosure not required for donations $100 and under
5/20/2020	Antonio Gurgel	$ 50.00	$ -	N/A - Financial interest disclosure not required for donations $100 and under
5/20/2020	Kristin Tieche	$ 20.00	$ -	N/A - Financial interest disclosure not required for donations $100 and under
5/20/2020	Allison C Vicencio	$ 10.00	$ -	N/A - Financial interest disclosure not required for donations $100 and under
5/19/2020	Pj Crowell, Gold Bloc Artist Collective	$ 1,000.00	$ -	Disclosure requested, response pending
5/19/2020	Tiffany Huang	$ 600.00	$ -	Disclosure requested, response pending
5/19/2020	Michael K Truong	$ 500.00	$ -	Disclosure requested, response pending
5/19/2020	Diana R Meistrell	$ 300.00	$ -	Disclosure requested, response pending
5/19/2020	John Melichar	$ 250.00	$ -	Disclosure requested, response pending
5/19/2020	Taylor M McNair	$ 100.00	$ -	N/A - Financial interest disclosure not required for donations $100 and under
5/19/2020	Kawanna Jenkins	$ 100.00	$ -	N/A - Financial interest disclosure not required for donations $100 and under
5/19/2020	Chris Wojcicki	$ 12.00	$ -	N/A - Financial interest disclosure not required for donations $100 and under
5/18/2020	Box Inc. Fund	$ 62,500.00	$ -	Disclosure requested, response pending
5/18/2020	Victor C B Smith	$ 20,000.00	$ -	Disclosure requested, response pending
5/18/2020	Nehal and Jenny Fan Raj Fund	$ 10,000.00	$ -	Disclosure requested, response pending
5/18/2020	Christopher H Lord and Coltrane C. Lord	$ 10,000.00	$ -	Controller's Office is coordinating donor financial interest disclosure requests with SF Foundation
5/18/2020	David Bloom	$ 5,000.00	$ -	No financial interest with the City
5/18/2020	James L Kilgore	$ 5,000.00	$ -	Disclosure requested, response pending
5/18/2020	Christian Topham	$ 2,000.00	$ -	Disclosure requested, response pending
5/18/2020	Stephanie Sun	$ 2,000.00	$ -	Disclosure requested, response pending
5/18/2020	Bianca Doerschlag	$ 1,200.00	$ -	Disclosure requested, response pending
5/18/2020	Andrew R Hutchinson	$ 1,200.00	$ -	Disclosure requested, response pending
5/18/2020	Levin Family Foundation	$ 1,000.00	$ -	Disclosure requested, response pending
5/18/2020	Mark Leno	$ 1,000.00	$ -	Disclosure requested, response pending
5/18/2020	Tamisie Vrolyk	$ 1,000.00	$ -	Disclosure requested, response pending
5/18/2020	Hannah Krier	$ 1,000.00	$ -	Disclosure requested, response pending
5/18/2020	Yesenia Lopez	$ 1,000.00	$ -	Disclosure requested, response pending
5/18/2020	Claire R Fram	$ 600.00	$ -	Disclosure requested, response pending
5/18/2020	Samantha Steele	$ 500.00	$ -	Disclosure requested, response pending
5/18/2020	Anton Herasymenko	$ 500.00	$ -	Disclosure requested, response pending
5/18/2020	Clara J Jeffery	$ 500.00	$ -	Disclosure requested, response pending
5/18/2020	Bradley Collins	$ 500.00	$ -	Disclosure requested, response pending
5/18/2020	Thomas Van Dyck	$ 500.00	$ -	Disclosure requested, response pending
5/18/2020	Chris Farrell	$ 400.00	$ -	Disclosure requested, response pending
5/18/2020	Adam Shaywitz	$ 318.00	$ -	Disclosure requested, response pending
5/18/2020	Yesenia Lopez and Brian Reynoso	$ 300.00	$ -	Disclosure requested, response pending
5/18/2020	Edward Lesmes Maldonado	$ 237.81	$ -	Disclosure requested, response pending
5/18/2020	Stephen Heide	$ 200.00	$ -	Disclosure requested, response pending
5/18/2020	Bonnie M. Moffett / Eugene V. Moffett	$ 200.00	$ -	Disclosure requested, response pending
5/18/2020	Michael Silverman	$ 200.00	$ -	Disclosure requested, response pending
5/18/2020	Janelle Caywood	$ 200.00	$ -	Disclosure requested, response pending
5/18/2020	Cynthia Lin, MD	$ 200.00	$ -	Disclosure requested, response pending
5/18/2020	Mason Scott	$ 200.00	$ -	Disclosure requested, response pending
5/18/2020	Cara Kritikos	$ 200.00	$ -	Disclosure requested, response pending
5/18/2020	Xuanthu Pham	$ 200.00	$ -	Disclosure requested, response pending
5/18/2020	JP Kempt Barber & Social	$ 200.00	$ -	Disclosure requested, response pending
5/18/2020	James and Jean Hardin	$ 200.00	$ -	Disclosure requested, response pending
5/18/2020	Ian Solomon Charitable Fund	$ 180.00	$ -	Disclosure requested, response pending
5/18/2020	Betsy Eckstein and David Heller	$ 180.00	$ -	Disclosure requested, response pending

Give2SF Monetary Donations Received Through 9/30/2020

Gift Date	Donor Name	Donation Amount		Financial Interest With the City
		Directly by Give2SF	Through SF Foundation	
5/18/2020	Cynthia J Goguen	$ 100.00	$ -	N/A - Financial interest disclosure not required for donations $100 and under
5/18/2020	Audrey E. Groomes	$ 100.00	$ -	N/A - Financial interest disclosure not required for donations $100 and under
5/18/2020	Robert Livingstone	$ 100.00	$ -	N/A - Financial interest disclosure not required for donations $100 and under
5/18/2020	Yohana Mehari	$ 100.00	$ -	N/A - Financial interest disclosure not required for donations $100 and under
5/18/2020	Bryan Wolf	$ 100.00	$ -	N/A - Financial interest disclosure not required for donations $100 and under
5/18/2020	Blaine Bookey and Richard T. Walker	$ 100.00	$ -	N/A - Financial interest disclosure not required for donations $100 and under
5/18/2020	Diane and Sam Sidd-Champion	$ 100.00	$ -	N/A - Financial interest disclosure not required for donations $100 and under
5/18/2020	Xin Liu	$ 100.00	$ -	N/A - Financial interest disclosure not required for donations $100 and under
5/18/2020	Amy Wollman and Gerry Berkowitz	$ 100.00	$ -	N/A - Financial interest disclosure not required for donations $100 and under
5/18/2020	Keith Hardaway	$ 50.00	$ -	N/A - Financial interest disclosure not required for donations $100 and under
5/18/2020	Leah Jackson	$ 50.00	$ -	Disclosure requested, response pending
5/18/2020	Peter L Vliet	$ 50.00	$ -	Disclosure requested, response pending
5/18/2020	David Kidd	$ 50.00	$ -	N/A - Financial interest disclosure not required for donations $100 and under
5/18/2020	Scott McFadden	$ 40.00	$ -	N/A - Financial interest disclosure not required for donations $100 and under
5/18/2020	Jeffrey Briz-Felisilda	$ 25.00	$ -	N/A - Financial interest disclosure not required for donations $100 and under
5/18/2020	Arnel Bautista and Family	$ 25.00	$ -	N/A - Financial interest disclosure not required for donations $100 and under
5/18/2020	Derron Thweatt	$ 25.00	$ -	N/A - Financial interest disclosure not required for donations $100 and under
5/18/2020	Barbara Komansky	$ 25.00	$ -	N/A - Financial interest disclosure not required for donations $100 and under
5/18/2020	Billy R McFadden	$ 20.00	$ -	N/A - Financial interest disclosure not required for donations $100 and under
5/18/2020	Deepak Kumar	$ 15.00	$ -	N/A - Financial interest disclosure not required for donations $100 and under
5/18/2020	Laurel Gaddie	$ 5.00	$ -	N/A - Financial interest disclosure not required for donations $100 and under
5/18/2020	Mark R. and Mauree Jane Perry	$ -	$ 10,000.00	Controller's Office is coordinating donor financial interest disclosure requests with SF Foundation
5/15/2020	Joan Wendt	$ 2,000.00	$ -	Disclosure requested, response pending
5/15/2020	Stevana Case	$ 1,250.00	$ -	Disclosure requested, response pending
5/15/2020	Amy Beinart and Gary A Marcus	$ 1,200.00	$ -	Disclosure requested, response pending
5/15/2020	Holly French	$ 1,000.00	$ -	Disclosure requested, response pending
5/15/2020	Jeffrey Tumlin	$ 1,000.00	$ -	Disclosure requested, response pending
5/15/2020	Cyrus Hall	$ 1,000.00	$ -	Disclosure requested, response pending
5/15/2020	Stacy and Christiaan Vorkink	$ 1,000.00	$ -	Disclosure requested, response pending
5/15/2020	Matthew Koontz	$ 1,000.00	$ -	Disclosure requested, response pending
5/15/2020	Sarah Cohen and Peter Barschall	$ 1,000.00	$ -	Disclosure requested, response pending
5/15/2020	Stuart L Silberman	$ 500.00	$ -	Disclosure requested, response pending
5/15/2020	Kristin Henry	$ 500.00	$ -	Disclosure requested, response pending
5/15/2020	Gurlyn Singh Grewal	$ 300.00	$ -	Disclosure requested, response pending
5/15/2020	Margaret J Handler	$ 300.00	$ -	Disclosure requested, response pending
5/15/2020	Harold Liss and Daniela Wellisz	$ 250.00	$ -	Disclosure requested, response pending
5/15/2020	Stan and Monica Hayes	$ 250.00	$ -	Disclosure requested, response pending
5/15/2020	Narayana Pappu	$ 200.00	$ -	Disclosure requested, response pending
5/15/2020	Sloan Looney	$ 200.00	$ -	Disclosure requested, response pending
5/15/2020	Anthony and Kathleen Jones	$ 200.00	$ -	Disclosure requested, response pending
5/15/2020	Benjamin and Jessie Roodman	$ 200.00	$ -	Disclosure requested, response pending
5/15/2020	Gareth J Hoo	$ 200.00	$ -	Disclosure requested, response pending
5/15/2020	Raymond and Joyce Quesada	$ 100.00	$ -	N/A - Financial interest disclosure not required for donations $100 and under
5/15/2020	Michael Vuong	$ 100.00	$ -	N/A - Financial interest disclosure not required for donations $100 and under
5/15/2020	Anne K Gallagher	$ 100.00	$ -	N/A - Financial interest disclosure not required for donations $100 and under

Give2SF Monetary Donations Received Through 9/30/2020

Gift Date	Donor Name	Donation Amount		Financial Interest With the City
		Directly by Give2SF	Through SF Foundation	
5/15/2020	Priya and Alex Clemens	$ 100.00	$ -	N/A - Financial interest disclosure not required for donations $100 and under
5/15/2020	Carolyn Goossen	$ 100.00	$ -	N/A - Financial interest disclosure not required for donations $100 and under
5/15/2020	Alexandra Sweet	$ 100.00	$ -	N/A - Financial interest disclosure not required for donations $100 and under
5/15/2020	Jacob Y Wang	$ 100.00	$ -	N/A - Financial interest disclosure not required for donations $100 and under
5/15/2020	Marsha Obannon	$ 100.00	$ -	N/A - Financial interest disclosure not required for donations $100 and under
5/15/2020	Jim Bolinger	$ 50.00	$ -	N/A - Financial interest disclosure not required for donations $100 and under
5/15/2020	Lee Ryan and Nancy Aalberg	$ 50.00	$ -	N/A - Financial interest disclosure not required for donations $100 and under
5/15/2020	Elizabeth Warner	$ 50.00	$ -	N/A - Financial interest disclosure not required for donations $100 and under
5/15/2020	Sophie Goodwin	$ 40.00	$ -	N/A - Financial interest disclosure not required for donations $100 and under
5/15/2020	Prayoonthong Familys	$ 30.00	$ -	N/A - Financial interest disclosure not required for donations $100 and under
5/15/2020	Lester Logue	$ 15.00	$ -	N/A - Financial interest disclosure not required for donations $100 and under
5/15/2020	Susan Pritzker	$ -	$ 100,000.00	Controller's Office is coordinating donor financial interest disclosure requests with SF Foundation
5/14/2020	The Miners	$ 5,000.00	$ -	Disclosure requested, response pending
5/14/2020	Sheila Stuart	$ 1,000.00	$ -	Disclosure requested, response pending
5/14/2020	Emily Johnston	$ 1,000.00	$ -	Disclosure requested, response pending
5/14/2020	Tracy Freedman	$ 1,000.00	$ -	Disclosure requested, response pending
5/14/2020	Bruce Colman	$ 1,000.00	$ -	Disclosure requested, response pending
5/14/2020	Tristan Cameron	$ 1,000.00	$ -	Disclosure requested, response pending
5/14/2020	Jonathan Cohen	$ 1,000.00	$ -	Disclosure requested, response pending
5/14/2020	Andrew Dai	$ 1,000.00	$ -	Disclosure requested, response pending
5/14/2020	Susan L Karp	$ 500.00	$ -	Disclosure requested, response pending
5/14/2020	Rodman Rogers MD	$ 500.00	$ -	Disclosure requested, response pending
5/14/2020	Paul A Allen	$ 500.00	$ -	Disclosure requested, response pending
5/14/2020	Terri and Robert Ludden	$ 500.00	$ -	Disclosure requested, response pending
5/14/2020	Stephen and Elizabeth Mangum	$ 500.00	$ -	Disclosure requested, response pending
5/14/2020	Chana Greene	$ 450.00	$ -	Disclosure requested, response pending
5/14/2020	Thomas Hanley	$ 300.00	$ -	Disclosure requested, response pending
5/14/2020	Jan and Russ Potts	$ 250.00	$ -	Disclosure requested, response pending
5/14/2020	Samuel M. Sobol	$ 250.00	$ -	Disclosure requested, response pending
5/14/2020	Timothy Alan Simon, Esq.	$ 250.00	$ -	Disclosure requested, response pending
5/14/2020	Kathryn Marple	$ 250.00	$ -	Disclosure requested, response pending
5/14/2020	Caird Arbona Family	$ 250.00	$ -	Disclosure requested, response pending
5/14/2020	Judith A Holm	$ 250.00	$ -	Disclosure requested, response pending
5/14/2020	Gail M MacGowan	$ 200.00	$ -	Disclosure requested, response pending
5/14/2020	David E Babbitz	$ 200.00	$ -	Disclosure requested, response pending
5/14/2020	Steven Kasapi	$ 200.00	$ -	Disclosure requested, response pending
5/14/2020	Robert M Fruchtman	$ 150.00	$ -	Disclosure requested, response pending
5/14/2020	Mary L Miller	$ 100.00	$ -	N/A - Financial interest disclosure not required for donations $100 and under
5/14/2020	Jonathan A Funk	$ 100.00	$ -	N/A - Financial interest disclosure not required for donations $100 and under
5/14/2020	Genevieve Mansfield	$ 100.00	$ -	N/A - Financial interest disclosure not required for donations $100 and under
5/14/2020	Jacob G Wellins	$ 100.00	$ -	N/A - Financial interest disclosure not required for donations $100 and under
5/14/2020	Charles T Whipple	$ 100.00	$ -	N/A - Financial interest disclosure not required for donations $100 and under
5/14/2020	Charlotte L Johnson	$ 100.00	$ -	N/A - Financial interest disclosure not required for donations $100 and under
5/14/2020	Gina Fromer	$ 100.00	$ -	N/A - Financial interest disclosure not required for donations $100 and under
5/14/2020	Deborah Fellinger	$ 100.00	$ -	N/A - Financial interest disclosure not required for donations $100 and under
5/14/2020	Cathy Rabin	$ 100.00	$ -	N/A - Financial interest disclosure not required for donations $100 and under
5/14/2020	Diane C Carr	$ 100.00	$ -	N/A - Financial interest disclosure not required for donations $100 and under

Give2SF Monetary Donations Received Through 9/30/2020

Gift Date	Donor Name	Donation Amount		Financial Interest With the City
		Directly by Give2SF	Through SF Foundation	
5/14/2020	Sarah Marie Smith	$ 100.00	$ -	N/A - Financial interest disclosure not required for donations $100 and under
5/14/2020	Andrew Y Ong	$ 100.00	$ -	Disclosure requested, response pending
5/14/2020	Andrew Y Ong	$ 100.00	$ -	Disclosure requested, response pending
5/14/2020	Michel Schoemaker	$ 100.00	$ -	N/A - Financial interest disclosure not required for donations $100 and under
5/14/2020	Henry Milich	$ 100.00	$ -	N/A - Financial interest disclosure not required for donations $100 and under
5/14/2020	Carol Porter	$ 100.00	$ -	N/A - Financial interest disclosure not required for donations $100 and under
5/14/2020	Catherine Cusic	$ 100.00	$ -	N/A - Financial interest disclosure not required for donations $100 and under
5/14/2020	Eric Shaw	$ 100.00	$ -	N/A - Financial interest disclosure not required for donations $100 and under
5/14/2020	Steve Bookbinder and Michelle Chan	$ 100.00	$ -	N/A - Financial interest disclosure not required for donations $100 and under
5/14/2020	David J Bloom	$ 69.00	$ -	No financial interest with the City
5/14/2020	Margaret Rubio	$ 50.00	$ -	N/A - Financial interest disclosure not required for donations $100 and under
5/14/2020	Kathryn Claiborn	$ 50.00	$ -	N/A - Financial interest disclosure not required for donations $100 and under
5/14/2020	Kirk Beckstead	$ 50.00	$ -	N/A - Financial interest disclosure not required for donations $100 and under
5/14/2020	Henry Minn	$ 50.00	$ -	N/A - Financial interest disclosure not required for donations $100 and under
5/14/2020	Erin Loback	$ 50.00	$ -	N/A - Financial interest disclosure not required for donations $100 and under
5/14/2020	Nedra Dias	$ 50.00	$ -	N/A - Financial interest disclosure not required for donations $100 and under
5/14/2020	Serapheim Dimitropoulos	$ 50.00	$ -	N/A - Financial interest disclosure not required for donations $100 and under
5/14/2020	Arta Zygielbaum	$ 50.00	$ -	N/A - Financial interest disclosure not required for donations $100 and under
5/14/2020	Jennie Parrilla and Family	$ 50.00	$ -	N/A - Financial interest disclosure not required for donations $100 and under
5/14/2020	Gustave Feldman	$ 50.00	$ -	N/A - Financial interest disclosure not required for donations $100 and under
5/14/2020	Sherrie Groshong	$ 25.00	$ -	N/A - Financial interest disclosure not required for donations $100 and under
5/14/2020	Ariel Garcia De La Vega	$ 25.00	$ -	N/A - Financial interest disclosure not required for donations $100 and under
5/14/2020	Laura L Munter	$ 25.00	$ -	N/A - Financial interest disclosure not required for donations $100 and under
5/14/2020	Kevin Darling	$ 25.00	$ -	N/A - Financial interest disclosure not required for donations $100 and under
5/14/2020	Alana Ronen	$ 20.00	$ -	N/A - Financial interest disclosure not required for donations $100 and under
5/14/2020	Bradley Tanzman	$ 12.00	$ -	N/A - Financial interest disclosure not required for donations $100 and under
5/14/2020	Mark Barnes	$ 10.00	$ -	N/A - Financial interest disclosure not required for donations $100 and under
5/13/2020	Christine Beard	$ 500.00	$ -	Disclosure requested, response pending
5/13/2020	Sandy Leung	$ 500.00	$ -	Disclosure requested, response pending
5/13/2020	Michael J. Solomon	$ 250.00	$ -	Disclosure requested, response pending
5/13/2020	Winnie Ouyang	$ 200.00	$ -	Disclosure requested, response pending
5/13/2020	Victor Lin	$ 200.00	$ -	Disclosure requested, response pending
5/13/2020	Sonja R. Johnson	$ 100.00	$ -	N/A - Financial interest disclosure not required for donations $100 and under
5/13/2020	Rachel Hill	$ 100.00	$ -	Disclosure requested, response pending
5/13/2020	Ryan Nichols	$ 100.00	$ -	N/A - Financial interest disclosure not required for donations $100 and under
5/13/2020	Jamie Nargassans	$ 20.00	$ -	N/A - Financial interest disclosure not required for donations $100 and under
5/13/2020	Vincent Eckert	$ 20.00	$ -	N/A - Financial interest disclosure not required for donations $100 and under
5/13/2020	Jamal Rayshaun Collins	$ 10.00	$ -	N/A - Financial interest disclosure not required for donations $100 and under
5/13/2020	Caroline Cross	$ 5.00	$ -	N/A - Financial interest disclosure not required for donations $100 and under

Give2SF Monetary Donations Received Through 9/30/2020

Gift Date	Donor Name	Donation Amount		Financial Interest With the City
		Directly by Give2SF	Through SF Foundation	
5/12/2020	Cotton The First Shirtmaker	$ 600.00	$ -	Disclosure requested, response pending
5/12/2020	Margaret Wilson	$ 500.00	$ -	Disclosure requested, response pending
5/12/2020	Meghan Kamat	$ 70.00	$ -	N/A - Financial interest disclosure not required for donations $100 and under
5/12/2020	Selina Selina	$ 25.00	$ -	N/A - Financial interest disclosure not required for donations $100 and under
5/11/2020	Wells Fargo Foundation	$ 150,000.00	$ -	Disclosure requested, response pending
5/11/2020	Gale Mondry and Bruce Cohen	$ 10,000.00	$ -	Disclosure requested, response pending
5/11/2020	Christopher John Rupright and Pamela G.H. Rupright	$ 10,000.00	$ -	Disclosure requested, response pending
5/11/2020	McMorgan & Company	$ 7,500.00	$ -	Disclosure requested, response pending
5/11/2020	Peter Vulgaris and Aimee Lucido	$ 3,000.00	$ -	Disclosure requested, response pending
5/11/2020	Steven Chang	$ 2,400.00	$ -	Disclosure requested, response pending
5/11/2020	Mark Watson and Clare Winterton	$ 1,000.00	$ -	Disclosure requested, response pending
5/11/2020	Heather and Arturo Gonzalez	$ 1,000.00	$ -	Disclosure requested, response pending
5/11/2020	Ripa Saha	$ 501.00	$ -	Disclosure requested, response pending
5/11/2020	Stewart Murrie	$ 500.00	$ -	Disclosure requested, response pending
5/11/2020	Ginger Lau	$ 500.00	$ -	Disclosure requested, response pending
5/11/2020	Ginger Lau	$ 500.00	$ -	Disclosure requested, response pending
5/11/2020	Thomas R. and Georgia L. Schuttish	$ 300.00	$ -	Disclosure requested, response pending
5/11/2020	Marcella Vendrell	$ 200.00	$ -	Disclosure requested, response pending
5/11/2020	Pilates In Common Cooperative, Inc.	$ 189.00	$ -	Disclosure requested, response pending
5/11/2020	Iris Fung	$ 150.00	$ -	Disclosure requested, response pending
5/11/2020	Elizabeth Kondor and Jim Cole	$ 110.00	$ -	Disclosure requested, response pending
5/11/2020	Wai M Yee	$ 100.00	$ -	N/A - Financial interest disclosure not required for donations $100 and under
5/11/2020	Jason Greco	$ 100.00	$ -	N/A - Financial interest disclosure not required for donations $100 and under
5/11/2020	Denise Powell	$ 50.00	$ -	N/A - Financial interest disclosure not required for donations $100 and under
5/11/2020	Lorraine Thompson	$ 50.00	$ -	N/A - Financial interest disclosure not required for donations $100 and under
5/11/2020	Daniel Hertz	$ 50.00	$ -	N/A - Financial interest disclosure not required for donations $100 and under
5/8/2020	Eden Kfir	$ 500.00	$ -	Disclosure requested, response pending
5/8/2020	Vivan Som	$ 250.00	$ -	Disclosure requested, response pending
5/8/2020	Margaret Hom	$ 100.00	$ -	N/A - Financial interest disclosure not required for donations $100 and under
5/8/2020	Kerry Viengvilai	$ 20.00	$ -	N/A - Financial interest disclosure not required for donations $100 and under
5/8/2020	Zarana K Udani	$ 10.00	$ -	N/A - Financial interest disclosure not required for donations $100 and under
5/8/2020	Chime, Inc.	$ -	$ 75,000.00	Controller's Office is coordinating donor financial interest disclosure requests with SF Foundation
5/7/2020	Karthik Balaji	$ 1,220.00	$ -	Disclosure requested, response pending
5/7/2020	James and Janet Respess	$ 1,200.00	$ -	Disclosure requested, response pending
5/7/2020	Lauren M Harriman	$ 500.00	$ -	Disclosure requested, response pending
5/7/2020	Mary Mykhaylova	$ 250.00	$ -	Disclosure requested, response pending
5/7/2020	William S Tannenbaum	$ 180.00	$ -	Disclosure requested, response pending
5/7/2020	Andrew Crebar	$ 100.00	$ -	N/A - Financial interest disclosure not required for donations $100 and under
5/7/2020	Andrew Tremblay	$ 50.00	$ -	N/A - Financial interest disclosure not required for donations $100 and under
5/7/2020	Cary Bronstein	$ 25.00	$ -	N/A - Financial interest disclosure not required for donations $100 and under
5/7/2020	Patrick Family Fund	$ -	$ 5,000.00	Controller's Office is coordinating donor financial interest disclosure requests with SF Foundation
5/6/2020	Amanda Schapel	$ 5,000.00	$ -	Disclosure requested, response pending
5/6/2020	Drew Liming	$ 300.00	$ -	Disclosure requested, response pending
5/6/2020	Timothy Hsu	$ 250.00	$ -	Disclosure requested, response pending
5/6/2020	Stephanie Rose	$ 150.00	$ -	Disclosure requested, response pending
5/6/2020	Jeannie Sun	$ 150.00	$ -	Disclosure requested, response pending
5/6/2020	Erika Opper and James A Horton	$ 150.00	$ -	Disclosure requested, response pending
5/6/2020	Robert Taine	$ 100.00	$ -	N/A - Financial interest disclosure not required for donations $100 and under
5/6/2020	Abraham Mertens and Ivory Madison	$ 100.00	$ -	N/A - Financial interest disclosure not required for donations $100 and under
5/6/2020	Adriana Grino	$ 50.00	$ -	N/A - Financial interest disclosure not required for donations $100 and under

Give2SF Monetary Donations Received Through 9/30/2020

Gift Date	Donor Name	Donation Amount		Financial Interest With the City
		Directly by Give2SF	Through SF Foundation	
5/6/2020	Felicia Pitre	$ 25.00	$ -	N/A - Financial interest disclosure not required for donations $100 and under
5/6/2020	#Start Small	$ -	$ 15,000,000.00	Controller's Office is coordinating donor financial interest disclosure requests with SF Foundation
5/5/2020	Heather and Gene Cutler	$ 2,000.00	$ -	Disclosure requested, response pending
5/5/2020	GGV Capital	$ 1,500.00	$ -	Disclosure requested, response pending
5/5/2020	Sherry Coveney	$ 1,200.00	$ -	Disclosure requested, response pending
5/5/2020	Addison Luria-Roberson	$ 120.00	$ -	Disclosure requested, response pending
5/5/2020	Ken Irelan	$ 100.00	$ -	N/A - Financial interest disclosure not required for donations $100 and under
5/5/2020	Shuchita Mishra	$ 100.00	$ -	N/A - Financial interest disclosure not required for donations $100 and under
5/5/2020	James and Rosalind Johnson	$ 100.00	$ -	Disclosure requested, response pending
5/5/2020	Jesse M King	$ 50.00	$ -	N/A - Financial interest disclosure not required for donations $100 and under
5/5/2020	Laurel Kilgour	$ 30.00	$ -	N/A - Financial interest disclosure not required for donations $100 and under
5/5/2020	Anthony Daniell	$ 10.00	$ -	N/A - Financial interest disclosure not required for donations $100 and under
5/5/2020	Divya M Patel	$ 10.00	$ -	N/A - Financial interest disclosure not required for donations $100 and under
5/4/2020	Google, LLC	$ 500,000.00	$ -	Disclosure requested, response pending
5/4/2020	Lifschultz-Stiepleman Family	$ 5,000.00	$ -	Disclosure requested, response pending
5/4/2020	Rhisa C Muse	$ 3,041.00	$ -	Disclosure requested, response pending
5/4/2020	Pagoda Arts Laser Cutting	$ 1,000.00	$ -	Disclosure requested, response pending
5/4/2020	Robert Pooley	$ 1,000.00	$ -	Disclosure requested, response pending
5/4/2020	The Boudreau Ma Family	$ 500.00	$ -	Disclosure requested, response pending
5/4/2020	David N Goldman	$ 500.00	$ -	Disclosure requested, response pending
5/4/2020	Charles Magahern	$ 500.00	$ -	Disclosure requested, response pending
5/4/2020	Jonathon M Grist	$ 500.00	$ -	Disclosure requested, response pending
5/4/2020	The Yunger Family	$ 500.00	$ -	Disclosure requested, response pending
5/4/2020	Telegraph Hill Software	$ 500.00	$ -	Disclosure requested, response pending
5/4/2020	Jonathan B Hernandez	$ 400.00	$ -	Disclosure requested, response pending
5/4/2020	George H. Rey	$ 300.00	$ -	Disclosure requested, response pending
5/4/2020	Andrew Vernon	$ 300.00	$ -	Disclosure requested, response pending
5/4/2020	Cotton The First Shirtmaker	$ 300.00	$ -	Disclosure requested, response pending
5/4/2020	Chris Lesch	$ 250.00	$ -	Disclosure requested, response pending
5/4/2020	Alexa Hansen	$ 250.00	$ -	Disclosure requested, response pending
5/4/2020	Owen G Auch	$ 250.00	$ -	Disclosure requested, response pending
5/4/2020	Edward Lesmes Maldonado	$ 237.80	$ -	Disclosure requested, response pending
5/4/2020	Wilson J Lam/Mary Leong Lam	$ 200.00	$ -	Disclosure requested, response pending
5/4/2020	Kathy McCormick	$ 200.00	$ -	Disclosure requested, response pending
5/4/2020	Tiffany Edwards	$ 200.00	$ -	Disclosure requested, response pending
5/4/2020	Colin McKeehan	$ 150.00	$ -	Disclosure requested, response pending
5/4/2020	GIC	$ 150.00	$ -	Disclosure requested, response pending
5/4/2020	Nordlund Family	$ 101.00	$ -	Disclosure requested, response pending
5/4/2020	Michael Macia	$ 100.00	$ -	N/A - Financial interest disclosure not required for donations $100 and under
5/4/2020	Daphne Wray	$ 100.00	$ -	N/A - Financial interest disclosure not required for donations $100 and under
5/4/2020	H. Kamimoto	$ 100.00	$ -	N/A - Financial interest disclosure not required for donations $100 and under
5/4/2020	Darrin Ward	$ 100.00	$ -	N/A - Financial interest disclosure not required for donations $100 and under
5/4/2020	Michael Moghaddam	$ 100.00	$ -	N/A - Financial interest disclosure not required for donations $100 and under
5/4/2020	Linda Wilford and Randall Ham	$ 100.00	$ -	N/A - Financial interest disclosure not required for donations $100 and under
5/4/2020	Aleksandra Ponomareva	$ 100.00	$ -	N/A - Financial interest disclosure not required for donations $100 and under
5/4/2020	David De Valeria	$ 100.00	$ -	N/A - Financial interest disclosure not required for donations $100 and under
5/4/2020	Carolyn White	$ 100.00	$ -	N/A - Financial interest disclosure not required for donations $100 and under
5/4/2020	Caroline Young	$ 100.00	$ -	N/A - Financial interest disclosure not required for donations $100 and under
5/4/2020	Sarah Kaplan	$ 50.00	$ -	N/A - Financial interest disclosure not required for donations $100 and under

Give2SF Monetary Donations Received Through 9/30/2020

Gift Date	Donor Name	Donation Amount		Financial Interest With the City
		Directly by Give2SF	Through SF Foundation	
5/4/2020	Reynaldo L. Pantaleon	$ 50.00	$ -	N/A - Financial interest disclosure not required for donations $100 and under
5/4/2020	Steffen Frech	$ 50.00	$ -	N/A - Financial interest disclosure not required for donations $100 and under
5/4/2020	Lizzette Otlang	$ 50.00	$ -	N/A - Financial interest disclosure not required for donations $100 and under
5/4/2020	Sarah Chuck	$ 30.00	$ -	N/A - Financial interest disclosure not required for donations $100 and under
5/4/2020	Ramila Desai	$ 25.00	$ -	N/A - Financial interest disclosure not required for donations $100 and under
5/4/2020	Timothy Yip	$ 20.00	$ -	N/A - Financial interest disclosure not required for donations $100 and under
5/4/2020	Kevin Metcalf	$ 20.00	$ -	N/A - Financial interest disclosure not required for donations $100 and under
5/4/2020	First Republic Bank	$ -	$ 100,000.00	Controller's Office is coordinating donor financial interest disclosure requests with SF Foundation
5/4/2020	Jewish Family and Children's Services/ Andy Coblentz and Shari Libicki Donor Advised Continuity Fund	$ -	$ 2,000.00	Controller's Office is coordinating donor financial interest disclosure requests with SF Foundation
5/1/2020	Barbara Bernstein and John Tibbetts	$ 1,000.00	$ -	Disclosure requested, response pending
5/1/2020	Alex Moskowitz	$ 500.00	$ -	Disclosure requested, response pending
5/1/2020	Golden Gate Marriage and Trauma Therapy Center	$ 300.00	$ -	Disclosure requested, response pending
5/1/2020	Allie Siu and Andrew O'Connor	$ 300.00	$ -	Disclosure requested, response pending
5/1/2020	Frank and Carol Buonagurio	$ 200.00	$ -	Disclosure requested, response pending
5/1/2020	Ankit Vaish	$ 100.00	$ -	N/A - Financial interest disclosure not required for donations $100 and under
5/1/2020	Mathew Honan	$ 100.00	$ -	N/A - Financial interest disclosure not required for donations $100 and under
5/1/2020	Elysia B Su	$ 100.00	$ -	N/A - Financial interest disclosure not required for donations $100 and under
5/1/2020	Frederico Rocha	$ 70.00	$ -	N/A - Financial interest disclosure not required for donations $100 and under
5/1/2020	JCF's Covid-19 Fund	$ -	$ 20,000.00	Controller's Office is coordinating donor financial interest disclosure requests with SF Foundation
4/30/2020	Kristen Kalez	$ 250.00	$ -	Disclosure requested, response pending
4/30/2020	Dennis Wei	$ 250.00	$ -	Disclosure requested, response pending
4/30/2020	Jody Reiss	$ 150.00	$ -	Disclosure requested, response pending
4/30/2020	Emily A Headden	$ 150.00	$ -	Disclosure requested, response pending
4/30/2020	Janet Clyde	$ 150.00	$ -	Disclosure requested, response pending
4/30/2020	Thousandeyes	$ 150.00	$ -	Disclosure requested, response pending
4/30/2020	Ann and Jesse Agbayani	$ 50.00	$ -	N/A - Financial interest disclosure not required for donations $100 and under
4/30/2020	Sarah Kiani	$ 25.00	$ -	N/A - Financial interest disclosure not required for donations $100 and under
4/30/2020	Anonymous Through The Benevity Community Impact Fund - Matching Gift Program (101 Donations)	$ -	$ 28,485.00	Controller's Office is coordinating donor financial interest disclosure requests with SF Foundation
4/29/2020	Tracy Chapman	$ 50,000.00	$ -	Disclosure requested, response pending
4/29/2020	Tania Lee and Brianna Lee	$ 10,000.00	$ -	Disclosure requested, response pending
4/29/2020	The Bushichols Fund	$ 5,000.00	$ -	Disclosure requested, response pending
4/29/2020	Goldberger-Barnett Donor Advised Fund	$ 4,000.00	$ -	Disclosure requested, response pending
4/29/2020	Olagappan Manickam	$ 1,000.00	$ -	Disclosure requested, response pending
4/29/2020	Helen Zhang	$ 750.00	$ -	Disclosure requested, response pending
4/29/2020	Stanley Mandell	$ 600.00	$ -	Disclosure requested, response pending
4/29/2020	Gianluca Franzese	$ 500.00	$ -	Disclosure requested, response pending
4/29/2020	Debra E. Marchi	$ 250.00	$ -	Disclosure requested, response pending
4/29/2020	Natalee McIntyre	$ 250.00	$ -	Disclosure requested, response pending
4/29/2020	Joaquin N Torres	$ 250.00	$ -	Disclosure requested, response pending
4/29/2020	Jonathan Ferrugia	$ 250.00	$ -	Disclosure requested, response pending
4/29/2020	Wee-Yong Ong	$ 250.00	$ -	Disclosure requested, response pending
4/29/2020	James Thomas Conte	$ 200.00	$ -	Disclosure requested, response pending
4/29/2020	Isaac Brodsky	$ 200.00	$ -	Disclosure requested, response pending
4/29/2020	Eliot Kent-Uritam	$ 200.00	$ -	Disclosure requested, response pending
4/29/2020	Iris S Johnson-Edlund/Robin E McNally	$ 100.00	$ -	N/A - Financial interest disclosure not required for donations $100 and under
4/29/2020	Wendy Rothenberg	$ 100.00	$ -	N/A - Financial interest disclosure not required for donations $100 and under
4/29/2020	Alyssa Saquilayan	$ 100.00	$ -	N/A - Financial interest disclosure not required for donations $100 and under
4/29/2020	Gaye Beceren	$ 100.00	$ -	N/A - Financial interest disclosure not required for donations $100 and under

Give2SF Monetary Donations Received Through 9/30/2020

Gift Date	Donor Name	Donation Amount		Financial Interest With the City
		Directly by Give2SF	Through SF Foundation	
4/29/2020	Steve Pepple	$ 50.00	$ -	N/A - Financial interest disclosure not required for donations $100 and under
4/29/2020	David Heflin	$ 25.00	$ -	N/A - Financial interest disclosure not required for donations $100 and under
4/29/2020	Joyce A Calagos	$ 10.00	$ -	N/A - Financial interest disclosure not required for donations $100 and under
4/29/2020	Slack	$ -	$ 100,000.00	Controller's Office is coordinating donor financial interest disclosure requests with SF Foundation
4/28/2020	Gong.io	$ 1,000.00	$ -	Disclosure requested, response pending
4/28/2020	Lauren Poole and Charles Masten	$ 250.00	$ -	Disclosure requested, response pending
4/28/2020	Timothy C Dunn	$ 250.00	$ -	Disclosure requested, response pending
4/28/2020	Helen Bai	$ 100.00	$ -	N/A - Financial interest disclosure not required for donations $100 and under
4/28/2020	Annette M Lai	$ 50.00	$ -	N/A - Financial interest disclosure not required for donations $100 and under
4/28/2020	Andrea Aranda	$ 25.00	$ -	N/A - Financial interest disclosure not required for donations $100 and under
4/27/2020	Francoise Herrmann	$ 1,000.00	$ -	Disclosure requested, response pending
4/27/2020	Julie Kalter	$ 1,000.00	$ -	Disclosure requested, response pending
4/27/2020	Pete Warden	$ 1,000.00	$ -	Disclosure requested, response pending
4/27/2020	Jane Lang	$ 1,000.00	$ -	Disclosure requested, response pending
4/27/2020	Carole E Deitrich	$ 500.00	$ -	Disclosure requested, response pending
4/27/2020	Brian Streiffer and Stefanie Eldred	$ 500.00	$ -	Disclosure requested, response pending
4/27/2020	Julie E Taylor	$ 500.00	$ -	Disclosure requested, response pending
4/27/2020	David Kaskowitz and Susan Kahn	$ 400.00	$ -	Disclosure requested, response pending
4/27/2020	Ann and Kwan Chen	$ 300.00	$ -	Disclosure requested, response pending
4/27/2020	Cotton The First Shirtmaker	$ 300.00	$ -	Disclosure requested, response pending
4/27/2020	The Fernberg Family	$ 250.00	$ -	Disclosure requested, response pending
4/27/2020	Owenmark Family	$ 250.00	$ -	Disclosure requested, response pending
4/27/2020	Phil	$ 250.00	$ -	Disclosure requested, response pending
4/27/2020	Andrea Nickerson	$ 200.00	$ -	Disclosure requested, response pending
4/27/2020	Matthew C Miller	$ 200.00	$ -	Disclosure requested, response pending
4/27/2020	Sarquis Mejia Family	$ 200.00	$ -	Disclosure requested, response pending
4/27/2020	Pilates In Common Cooperative, Inc.	$ 187.95	$ -	Disclosure requested, response pending
4/27/2020	Mia Risher	$ 150.00	$ -	Disclosure requested, response pending
4/27/2020	Bruce Bowden Johnson	$ 150.00	$ -	Disclosure requested, response pending
4/27/2020	Haruko Hata	$ 150.00	$ -	Disclosure requested, response pending
4/27/2020	Magdalena R Blackmer	$ 150.00	$ -	Disclosure requested, response pending
4/27/2020	Jean I. Korn	$ 150.00	$ -	Disclosure requested, response pending
4/27/2020	Kara Maria Art Studio	$ 125.00	$ -	Disclosure requested, response pending
4/27/2020	The Hollrah Family	$ 100.00	$ -	N/A - Financial interest disclosure not required for donations $100 and under
4/27/2020	Kylee Lessard	$ 100.00	$ -	N/A - Financial interest disclosure not required for donations $100 and under
4/27/2020	Nila Bogue Staudt	$ 100.00	$ -	N/A - Financial interest disclosure not required for donations $100 and under
4/27/2020	Jolie Gines	$ 100.00	$ -	N/A - Financial interest disclosure not required for donations $100 and under
4/27/2020	Liana Y Szeto	$ 100.00	$ -	N/A - Financial interest disclosure not required for donations $100 and under
4/27/2020	Robert Lim and Elaine Khoong	$ 100.00	$ -	N/A - Financial interest disclosure not required for donations $100 and under
4/27/2020	Geoffrey Bauman	$ 100.00	$ -	N/A - Financial interest disclosure not required for donations $100 and under
4/27/2020	Siu Ling Chen	$ 100.00	$ -	N/A - Financial interest disclosure not required for donations $100 and under
4/27/2020	Chris Emanuel	$ 100.00	$ -	N/A - Financial interest disclosure not required for donations $100 and under
4/27/2020	Esther Landau and Caroline Pincus	$ 100.00	$ -	N/A - Financial interest disclosure not required for donations $100 and under
4/27/2020	Rachel I Mozesson	$ 100.00	$ -	N/A - Financial interest disclosure not required for donations $100 and under
4/27/2020	Jeffrey Nigh	$ 100.00	$ -	N/A - Financial interest disclosure not required for donations $100 and under
4/27/2020	Mary A Garcia Tejeda	$ 50.00	$ -	N/A - Financial interest disclosure not required for donations $100 and under
4/27/2020	Adra Upadhyaya	$ 50.00	$ -	N/A - Financial interest disclosure not required for donations $100 and under

Give2SF Monetary Donations Received Through 9/30/2020

Gift Date	Donor Name	Donation Amount		Financial Interest With the City
		Directly by Give2SF	Through SF Foundation	
4/27/2020	Peter Leaf	$ 50.00	$ -	N/A - Financial interest disclosure not required for donations $100 and under
4/27/2020	Evelyn Kelsey	$ 50.00	$ -	Disclosure requested, response pending
4/27/2020	Joanne Wong	$ 50.00	$ -	N/A - Financial interest disclosure not required for donations $100 and under
4/27/2020	Florabel Flavio	$ 50.00	$ -	N/A - Financial interest disclosure not required for donations $100 and under
4/27/2020	Laney Whitcanack	$ 30.00	$ -	N/A - Financial interest disclosure not required for donations $100 and under
4/27/2020	Meredith N Derecho	$ 30.00	$ -	N/A - Financial interest disclosure not required for donations $100 and under
4/27/2020	Sarah Ta	$ 30.00	$ -	N/A - Financial interest disclosure not required for donations $100 and under
4/27/2020	Sara Zak	$ 27.00	$ -	N/A - Financial interest disclosure not required for donations $100 and under
4/27/2020	Bernadette C. Tyler	$ 25.00	$ -	N/A - Financial interest disclosure not required for donations $100 and under
4/27/2020	Mario Lanao	$ 20.00	$ -	N/A - Financial interest disclosure not required for donations $100 and under
4/27/2020	Emily Fong	$ 20.00	$ -	N/A - Financial interest disclosure not required for donations $100 and under
4/27/2020	Janis Greenspan	$ 19.94	$ -	Disclosure requested, response pending
4/27/2020	Pacific Gas & Electric Company	$ -	$ 15,000.00	Controller's Office is coordinating donor financial interest disclosure requests with SF Foundation
4/24/2020	Tailors' Keep	$ 5,000.00	$ -	Disclosure requested, response pending
4/24/2020	Ivy Ngo	$ 500.00	$ -	Disclosure requested, response pending
4/24/2020	The Schmidt Family	$ 500.00	$ -	Disclosure requested, response pending
4/24/2020	Jeanine Nicholson	$ 500.00	$ -	Disclosure requested, response pending
4/24/2020	Rebecca Gaynor	$ 500.00	$ -	Disclosure requested, response pending
4/24/2020	Bruce H Agid	$ 250.00	$ -	Disclosure requested, response pending
4/24/2020	Ed Pascucci	$ 200.00	$ -	Disclosure requested, response pending
4/24/2020	Ko Ko Zin and Laura Lynn	$ 100.00	$ -	N/A - Financial interest disclosure not required for donations $100 and under
4/24/2020	Bettie Holaday	$ 100.00	$ -	N/A - Financial interest disclosure not required for donations $100 and under
4/24/2020	The Jacobson Family	$ 100.00	$ -	N/A - Financial interest disclosure not required for donations $100 and under
4/24/2020	Nancy Y Lui	$ 99.00	$ -	N/A - Financial interest disclosure not required for donations $100 and under
4/24/2020	Robert Reinhard	$ 50.00	$ -	N/A - Financial interest disclosure not required for donations $100 and under
4/24/2020	Pamela Rockwell	$ 50.00	$ -	N/A - Financial interest disclosure not required for donations $100 and under
4/24/2020	William R. Conrad	$ 50.00	$ -	N/A - Financial interest disclosure not required for donations $100 and under
4/24/2020	Impact Assets	$ -	$ 10,000.00	Controller's Office is coordinating donor financial interest disclosure requests with SF Foundation
4/23/2020	Hamid and Christina Moghadam	$ 150,000.00	$ -	No financial interest with the City
4/23/2020	Anonymous Through Jewish Communal Fund	$ 5,000.00	$ -	Disclosure requested, response pending
4/23/2020	Excel Plumbing Supply	$ 5,000.00	$ -	Disclosure requested, response pending
4/23/2020	Wil Curiel	$ 1,681.00	$ -	Disclosure requested, response pending
4/23/2020	Jonathan Lai	$ 600.00	$ -	Disclosure requested, response pending
4/23/2020	Bo Meng	$ 500.00	$ -	Disclosure requested, response pending
4/23/2020	Simmonds & Narita LLP	$ 500.00	$ -	Disclosure requested, response pending
4/23/2020	Sandra Laferrera	$ 300.00	$ -	Disclosure requested, response pending
4/23/2020	Kathleen Sasso	$ 250.00	$ -	Disclosure requested, response pending
4/23/2020	Tom and Alice Pulliam	$ 250.00	$ -	Disclosure requested, response pending
4/23/2020	Judith M. Coulter	$ 250.00	$ -	Disclosure requested, response pending
4/23/2020	Gina M Castro	$ 250.00	$ -	Disclosure requested, response pending
4/23/2020	Hillary A Ronen	$ 250.00	$ -	Disclosure requested, response pending
4/23/2020	Dhruv Maheshwari	$ 250.00	$ -	Disclosure requested, response pending
4/23/2020	Lovgreen's	$ 250.00	$ -	Disclosure requested, response pending
4/23/2020	The Garward Family	$ 200.00	$ -	Disclosure requested, response pending
4/23/2020	Annie Palmer and Will Georgantas	$ 200.00	$ -	Disclosure requested, response pending
4/23/2020	Lauren M Harriman	$ 200.00	$ -	Disclosure requested, response pending
4/23/2020	Akiyo Kinst-Hori	$ 100.00	$ -	N/A - Financial interest disclosure not required for donations $100 and under
4/23/2020	Heorhi Fedchanka	$ 100.00	$ -	N/A - Financial interest disclosure not required for donations $100 and under

Give2SF Monetary Donations Received Through 9/30/2020

Gift Date	Donor Name	Donation Amount		Financial Interest With the City
		Directly by Give2SF	Through SF Foundation	
4/23/2020	Ganesh Seshan	$ 100.00	$ -	N/A - Financial interest disclosure not required for donations $100 and under
4/23/2020	Maeve Metzger	$ 100.00	$ -	N/A - Financial interest disclosure not required for donations $100 and under
4/23/2020	Neil David Byres	$ 100.00	$ -	N/A - Financial interest disclosure not required for donations $100 and under
4/23/2020	Dilara T. Mehmed	$ 100.00	$ -	N/A - Financial interest disclosure not required for donations $100 and under
4/23/2020	Valerie Aubel	$ 100.00	$ -	N/A - Financial interest disclosure not required for donations $100 and under
4/23/2020	Sara Spengler	$ 100.00	$ -	N/A - Financial interest disclosure not required for donations $100 and under
4/23/2020	Lisa Ligon	$ 100.00	$ -	N/A - Financial interest disclosure not required for donations $100 and under
4/23/2020	Cynthia Guynn	$ 100.00	$ -	N/A - Financial interest disclosure not required for donations $100 and under
4/23/2020	Shabnam Dadkhah	$ 100.00	$ -	Disclosure requested, response pending
4/23/2020	Howard and Missy Isaacson	$ 100.00	$ -	N/A - Financial interest disclosure not required for donations $100 and under
4/23/2020	Jared Brown	$ 100.00	$ -	N/A - Financial interest disclosure not required for donations $100 and under
4/23/2020	Serra C Akgun	$ 60.00	$ -	N/A - Financial interest disclosure not required for donations $100 and under
4/23/2020	Peter Woods	$ 50.00	$ -	N/A - Financial interest disclosure not required for donations $100 and under
4/23/2020	Lionel E Trufant	$ 50.00	$ -	N/A - Financial interest disclosure not required for donations $100 and under
4/23/2020	Karlyn Tjaden	$ 50.00	$ -	Disclosure requested, response pending
4/23/2020	Dr. Carolyn Scott	$ 50.00	$ -	N/A - Financial interest disclosure not required for donations $100 and under
4/23/2020	Susan Livingood	$ 50.00	$ -	N/A - Financial interest disclosure not required for donations $100 and under
4/23/2020	Meiko S Simada	$ 50.00	$ -	N/A - Financial interest disclosure not required for donations $100 and under
4/23/2020	Robert Morrison	$ 50.00	$ -	N/A - Financial interest disclosure not required for donations $100 and under
4/23/2020	The Sprague's	$ 50.00	$ -	N/A - Financial interest disclosure not required for donations $100 and under
4/23/2020	Randy M Girer	$ 40.00	$ -	N/A - Financial interest disclosure not required for donations $100 and under
4/23/2020	Clay and Dagmar Crichton	$ 30.00	$ -	N/A - Financial interest disclosure not required for donations $100 and under
4/23/2020	Elizabeth Totten	$ 25.00	$ -	N/A - Financial interest disclosure not required for donations $100 and under
4/23/2020	Aditya Chakraborty	$ 25.00	$ -	N/A - Financial interest disclosure not required for donations $100 and under
4/23/2020	Christine Chudd	$ 25.00	$ -	N/A - Financial interest disclosure not required for donations $100 and under
4/23/2020	Suk P Kwan	$ 20.00	$ -	N/A - Financial interest disclosure not required for donations $100 and under
4/23/2020	James Jude Jr	$ 20.00	$ -	N/A - Financial interest disclosure not required for donations $100 and under
4/23/2020	Hoang Cuong	$ 10.00	$ -	N/A - Financial interest disclosure not required for donations $100 and under
4/23/2020	Samuel K Wilson	$ 10.00	$ -	N/A - Financial interest disclosure not required for donations $100 and under
4/23/2020	Bank of America	$ -	$ 200,000.00	Controller's Office is coordinating donor financial interest disclosure requests with SF Foundation
4/23/2020	Comcast	$ -	$ 25,000.00	Controller's Office is coordinating donor financial interest disclosure requests with SF Foundation
4/22/2020	Shivshakti Foundation	$ 1,000.00	$ -	Disclosure requested, response pending
4/22/2020	Sheryl Evans Davis	$ 500.00	$ -	Disclosure requested, response pending
4/22/2020	Daniel Adams	$ 500.00	$ -	Disclosure requested, response pending
4/22/2020	Naomi Kelly	$ 500.00	$ -	Disclosure requested, response pending
4/22/2020	Josh Mukhopadhyay	$ 500.00	$ -	Disclosure requested, response pending
4/22/2020	Lanedin Robbins	$ 440.00	$ -	Disclosure requested, response pending
4/22/2020	Infinity Services LLC	$ 200.00	$ -	Disclosure requested, response pending
4/22/2020	Josh Taylor	$ 200.00	$ -	Disclosure requested, response pending
4/22/2020	Manaswini Garimella	$ 200.00	$ -	Disclosure requested, response pending

Give2SF Monetary Donations Received Through 9/30/2020

Gift Date	Donor Name	Donation Amount		Financial Interest With the City
		Directly by Give2SF	Through SF Foundation	
4/22/2020	John Robin Orme	$ 150.00	$ -	Disclosure requested, response pending
4/22/2020	Aaron G Calhoun	$ 120.00	$ -	Disclosure requested, response pending
4/22/2020	Bruce Seidel	$ 100.00	$ -	N/A - Financial interest disclosure not required for donations $100 and under
4/22/2020	Chloe Hill	$ 100.00	$ -	Disclosure requested, response pending
4/22/2020	Julie L Campioni	$ 100.00	$ -	Disclosure requested, response pending
4/22/2020	Kevin Frank and Abby Ramsden	$ 100.00	$ -	N/A - Financial interest disclosure not required for donations $100 and under
4/22/2020	Chloe Hill	$ 50.00	$ -	Disclosure requested, response pending
4/21/2020	Cathy Hong	$ 300.00	$ -	Disclosure requested, response pending
4/21/2020	Guozi Dai	$ 200.00	$ -	Disclosure requested, response pending
4/21/2020	David W Dumais	$ 100.00	$ -	Disclosure requested, response pending
4/21/2020	Rupesh D Chavan	$ 100.00	$ -	N/A - Financial interest disclosure not required for donations $100 and under
4/21/2020	Taylor Tromburg	$ 50.00	$ -	N/A - Financial interest disclosure not required for donations $100 and under
4/21/2020	Kristin Leung	$ 50.00	$ -	Disclosure requested, response pending
4/21/2020	Madeline Bredouw	$ 20.00	$ -	N/A - Financial interest disclosure not required for donations $100 and under
4/21/2020	Sean Elsbernd	$ -	$ 500.00	Controller's Office is coordinating donor financial interest disclosure requests with SF Foundation
4/20/2020	Moldaw Family	$ 50,000.00	$ -	Disclosure requested, response pending
4/20/2020	Claire Solot and Sinjin Bain, Bigglesworth Family Foundation	$ 10,000.00	$ -	Disclosure requested, response pending
4/20/2020	Jennifer Braun	$ 5,000.00	$ -	No financial interest with the City
4/20/2020	Charlie Osborne	$ 2,500.00	$ -	Disclosure requested, response pending
4/20/2020	Billy and Michelle McRae	$ 1,000.00	$ -	Disclosure requested, response pending
4/20/2020	Scott Levokove	$ 1,000.00	$ -	Disclosure requested, response pending
4/20/2020	True Sake	$ 1,000.00	$ -	Disclosure requested, response pending
4/20/2020	Laura D Straus	$ 900.00	$ -	Disclosure requested, response pending
4/20/2020	Borenstein - Strauss Family Fund	$ 500.00	$ -	Disclosure requested, response pending
4/20/2020	Nartker Family	$ 500.00	$ -	Disclosure requested, response pending
4/20/2020	Paul and DeAnn Work	$ 500.00	$ -	Disclosure requested, response pending
4/20/2020	Xiomara Holsworth	$ 300.00	$ -	Disclosure requested, response pending
4/20/2020	Cotton The First Shirtmaker	$ 300.00	$ -	Disclosure requested, response pending
4/20/2020	Joseph M. McCune III/Karen Kaye Smith-McCune	$ 250.00	$ -	Disclosure requested, response pending
4/20/2020	Kelle Pedro	$ 250.00	$ -	Disclosure requested, response pending
4/20/2020	Fred Holub and Geoff McNally	$ 250.00	$ -	Disclosure requested, response pending
4/20/2020	Volley	$ 250.00	$ -	Disclosure requested, response pending
4/20/2020	John Robert Bernhelm	$ 200.00	$ -	Disclosure requested, response pending
4/20/2020	Madhavi Maheshwari	$ 200.00	$ -	Disclosure requested, response pending
4/20/2020	Roxanne Brittain	$ 200.00	$ -	Disclosure requested, response pending
4/20/2020	Isha and Rishabh Jain	$ 150.00	$ -	Disclosure requested, response pending
4/20/2020	Christine Tran	$ 150.00	$ -	Disclosure requested, response pending
4/20/2020	Mason Scott	$ 150.00	$ -	Disclosure requested, response pending
4/20/2020	Nathaniel Fruchter	$ 125.00	$ -	Disclosure requested, response pending
4/20/2020	Raymond Chan	$ 100.00	$ -	N/A - Financial interest disclosure not required for donations $100 and under
4/20/2020	John Robinson	$ 100.00	$ -	Disclosure requested, response pending
4/20/2020	Kiranmayee Suryadevara	$ 100.00	$ -	N/A - Financial interest disclosure not required for donations $100 and under
4/20/2020	Matthew Waters	$ 100.00	$ -	N/A - Financial interest disclosure not required for donations $100 and under
4/20/2020	Laura E Sanman	$ 100.00	$ -	N/A - Financial interest disclosure not required for donations $100 and under
4/20/2020	Arjan Schutte	$ 100.00	$ -	N/A - Financial interest disclosure not required for donations $100 and under
4/20/2020	Candice Wold	$ 100.00	$ -	N/A - Financial interest disclosure not required for donations $100 and under
4/20/2020	Caroline A Cooper	$ 100.00	$ -	N/A - Financial interest disclosure not required for donations $100 and under
4/20/2020	Volley	$ 100.00	$ -	Disclosure requested, response pending
4/20/2020	Michael A Barnett	$ 100.00	$ -	N/A - Financial interest disclosure not required for donations $100 and under
4/20/2020	Andrea Cathcart	$ 100.00	$ -	N/A - Financial interest disclosure not required for donations $100 and under
4/20/2020	Priscilla Tov	$ 100.00	$ -	N/A - Financial interest disclosure not required for donations $100 and under

Give2SF Monetary Donations Received Through 9/30/2020

Gift Date	Donor Name	Donation Amount		Financial Interest With the City
		Directly by Give2SF	Through SF Foundation	
4/20/2020	D'Anne Duncan	$ 50.00	$ -	N/A - Financial interest disclosure not required for donations $100 and under
4/20/2020	Katherine Lam	$ 50.00	$ -	N/A - Financial interest disclosure not required for donations $100 and under
4/20/2020	Katherine Wang	$ 50.00	$ -	N/A - Financial interest disclosure not required for donations $100 and under
4/20/2020	Lei Xiang	$ 50.00	$ -	N/A - Financial interest disclosure not required for donations $100 and under
4/20/2020	Vikram Mohan	$ 50.00	$ -	N/A - Financial interest disclosure not required for donations $100 and under
4/20/2020	Osorno Family	$ 34.00	$ -	N/A - Financial interest disclosure not required for donations $100 and under
4/20/2020	Alex Kuo	$ 20.00	$ -	N/A - Financial interest disclosure not required for donations $100 and under
4/20/2020	Richard A Johnson	$ 20.00	$ -	N/A - Financial interest disclosure not required for donations $100 and under
4/20/2020	Jeremy Gonzales	$ 20.00	$ -	N/A - Financial interest disclosure not required for donations $100 and under
4/20/2020	Michael Gleeson	$ 5.00	$ -	N/A - Financial interest disclosure not required for donations $100 and under
4/20/2020	Anonymous Through The Benevity Community Impact Fund - Matching Gift Program (14 Donations)	$ -	$ 8,400.00	Controller's Office is coordinating donor financial interest disclosure requests with SF Foundation
4/17/2020	Mapbox	$ 4,400.00	$ -	Disclosure requested, response pending
4/17/2020	John J Beam	$ 2,400.00	$ -	Disclosure requested, response pending
4/17/2020	ZS Associates, Inc.	$ 2,000.00	$ -	Disclosure requested, response pending
4/17/2020	Malena Spar	$ 600.00	$ -	Disclosure requested, response pending
4/17/2020	Hanqing Huang	$ 150.00	$ -	Disclosure requested, response pending
4/17/2020	Adanya Lustig	$ 150.00	$ -	Disclosure requested, response pending
4/17/2020	Catherine Geewax	$ 100.00	$ -	N/A - Financial interest disclosure not required for donations $100 and under
4/17/2020	Piper Lewis	$ 100.00	$ -	N/A - Financial interest disclosure not required for donations $100 and under
4/17/2020	Jaren Bonillo	$ 100.00	$ -	N/A - Financial interest disclosure not required for donations $100 and under
4/17/2020	Soneri Chaturvedi	$ 70.00	$ -	N/A - Financial interest disclosure not required for donations $100 and under
4/17/2020	Erin Bailey	$ 52.00	$ -	Disclosure requested, response pending
4/17/2020	Craig McFadden	$ 50.00	$ -	N/A - Financial interest disclosure not required for donations $100 and under
4/17/2020	Roman Martinez	$ 25.00	$ -	N/A - Financial interest disclosure not required for donations $100 and under
4/17/2020	Cinta Lewis	$ 20.00	$ -	N/A - Financial interest disclosure not required for donations $100 and under
4/16/2020	Hercules Capital	$ 50,000.00	$ -	Disclosure requested, response pending
4/16/2020	John & Marcia Goldman Foundation	$ 10,000.00	$ -	Disclosure requested, response pending
4/16/2020	Cota Capital	$ 2,000.00	$ -	Disclosure requested, response pending
4/16/2020	Mikhal and Ron Bouganim	$ 1,000.00	$ -	Disclosure requested, response pending
4/16/2020	Neeta Sahadev	$ 500.00	$ -	Disclosure requested, response pending
4/16/2020	Raghavendra Sundresh	$ 500.00	$ -	Disclosure requested, response pending
4/16/2020	Isabelle Boin	$ 500.00	$ -	Disclosure requested, response pending
4/16/2020	Swanson Family	$ 300.00	$ -	Disclosure requested, response pending
4/16/2020	Mapel-Lee Family	$ 250.00	$ -	Disclosure requested, response pending
4/16/2020	James Lovette-Black	$ 200.00	$ -	Disclosure requested, response pending
4/16/2020	Hanqing Huang	$ 200.00	$ -	Disclosure requested, response pending
4/16/2020	Megan Willson	$ 200.00	$ -	Disclosure requested, response pending
4/16/2020	Darren Olson	$ 150.00	$ -	Disclosure requested, response pending
4/16/2020	Asma Stephan	$ 125.00	$ -	Disclosure requested, response pending
4/16/2020	Onur Burak Yildirim	$ 100.00	$ -	N/A - Financial interest disclosure not required for donations $100 and under
4/16/2020	James Wilsterman	$ 100.00	$ -	N/A - Financial interest disclosure not required for donations $100 and under
4/16/2020	Sean Sorrell	$ 100.00	$ -	Disclosure requested, response pending
4/16/2020	Jeremy Gordon Frisch	$ 100.00	$ -	N/A - Financial interest disclosure not required for donations $100 and under
4/16/2020	Gabriel A Mantegna	$ 100.00	$ -	N/A - Financial interest disclosure not required for donations $100 and under
4/16/2020	David A Petzold	$ 100.00	$ -	N/A - Financial interest disclosure not required for donations $100 and under

Give2SF Monetary Donations Received Through 9/30/2020

Gift Date	Donor Name	Donation Amount		Financial Interest With the City
		Directly by Give2SF	Through SF Foundation	
4/16/2020	Emily Bussiere	$ 100.00	$ -	N/A - Financial interest disclosure not required for donations $100 and under
4/16/2020	Courtny L Dolan	$ 100.00	$ -	N/A - Financial interest disclosure not required for donations $100 and under
4/16/2020	Steele and Marsha Davidoff	$ 100.00	$ -	N/A - Financial interest disclosure not required for donations $100 and under
4/16/2020	Bethany L Taylor	$ 50.00	$ -	N/A - Financial interest disclosure not required for donations $100 and under
4/16/2020	Ricky A Yee	$ 20.00	$ -	N/A - Financial interest disclosure not required for donations $100 and under
4/16/2020	David L. Klein, Jr. Fund	$ -	$ 3,000.00	Controller's Office is coordinating donor financial interest disclosure requests with SF Foundation
4/16/2020	Friedman/Meyer Fund	$ -	$ 5,000.00	Controller's Office is coordinating donor financial interest disclosure requests with SF Foundation
4/16/2020	Emma Fisher c/o Hirsch & Associates	$ -	$ 1,000.00	Controller's Office is coordinating donor financial interest disclosure requests with SF Foundation
4/16/2020	LinkedIn For Good	$ -	$ 100,000.00	Controller's Office is coordinating donor financial interest disclosure requests with SF Foundation
4/15/2020	Josh Hannah and Denise Yamamoto	$ 7,500.00	$ -	Disclosure requested, response pending
4/15/2020	Mukesh Agrawal	$ 1,300.00	$ -	Disclosure requested, response pending
4/15/2020	Rigney Turnham	$ 500.00	$ -	Disclosure requested, response pending
4/15/2020	Cotton The First Shirtmaker	$ 300.00	$ -	Disclosure requested, response pending
4/15/2020	Theodore J Kwong	$ 250.00	$ -	Disclosure requested, response pending
4/15/2020	The Salem Family	$ 108.00	$ -	Disclosure requested, response pending
4/15/2020	Daniel Ng and Gemma Gaisano	$ 100.00	$ -	N/A - Financial interest disclosure not required for donations $100 and under
4/15/2020	Teresa Jones	$ 100.00	$ -	N/A - Financial interest disclosure not required for donations $100 and under
4/15/2020	Aaron Rabideau	$ 100.00	$ -	N/A - Financial interest disclosure not required for donations $100 and under
4/15/2020	Finkle Family	$ 100.00	$ -	N/A - Financial interest disclosure not required for donations $100 and under
4/15/2020	Willy A Saldana	$ 60.00	$ -	N/A - Financial interest disclosure not required for donations $100 and under
4/15/2020	Derek Dong	$ 60.00	$ -	N/A - Financial interest disclosure not required for donations $100 and under
4/15/2020	Puja Ramani	$ 50.00	$ -	N/A - Financial interest disclosure not required for donations $100 and under
4/15/2020	Lara D'Emilio	$ 50.00	$ -	N/A - Financial interest disclosure not required for donations $100 and under
4/15/2020	Jason C Wong	$ 40.00	$ -	N/A - Financial interest disclosure not required for donations $100 and under
4/15/2020	Andrew M Chen	$ 40.00	$ -	N/A - Financial interest disclosure not required for donations $100 and under
4/15/2020	Brian H Lee	$ 10.00	$ -	N/A - Financial interest disclosure not required for donations $100 and under
4/14/2020	Robert Deel	$ 1,130.00	$ -	Disclosure requested, response pending
4/14/2020	Reiri Sono	$ 1,000.00	$ -	Disclosure requested, response pending
4/14/2020	Catherine Reilly	$ 500.00	$ -	Disclosure requested, response pending
4/14/2020	John Foley	$ 250.00	$ -	Disclosure requested, response pending
4/14/2020	Tom Scharffenberger and Vicky Simonds	$ 250.00	$ -	Disclosure requested, response pending
4/14/2020	Colin McKeehan	$ 150.00	$ -	Disclosure requested, response pending
4/14/2020	Mark A White	$ 100.00	$ -	N/A - Financial interest disclosure not required for donations $100 and under
4/14/2020	Matthew Cooper	$ 100.00	$ -	N/A - Financial interest disclosure not required for donations $100 and under
4/14/2020	John W. Crittenden	$ 100.00	$ -	N/A - Financial interest disclosure not required for donations $100 and under
4/14/2020	Jiajun Zhu	$ 100.00	$ -	N/A - Financial interest disclosure not required for donations $100 and under
4/14/2020	Valerie Law	$ 50.00	$ -	N/A - Financial interest disclosure not required for donations $100 and under
4/14/2020	Tailors Keep	$ 30.00	$ -	N/A - Financial interest disclosure not required for donations $100 and under
4/14/2020	Kyle and Tracy Voght Charitable Fund	$ -	$ 50,000.00	Controller's Office is coordinating donor financial interest disclosure requests with SF Foundation

Give2SF Monetary Donations Received Through 9/30/2020

Gift Date	Donor Name	Donation Amount		Financial Interest With the City
		Directly by Give2SF	Through SF Foundation	
4/13/2020	Salesforce.Com	$ 1,500,000.00	$ -	Donor has master enterprise contract with the City; including building and other permits related to 415 Mission St, 350 Mission St, and 50 Fremont St.
4/13/2020	Gerson Bakar Foundation	$ 1,000,000.00	$ -	Disclosure requested, response pending
4/13/2020	Jeffrey Gordon Lawson and Erica Freeman Lawson	$ 500,000.00	$ -	Disclosure requested, response pending
4/13/2020	Lisa Stone Pritzker Family Foundation	$ 100,000.00	$ -	Donor has construction permit with Department of Building Inspection
4/13/2020	John C. Clifford and Katrina M. Lake	$ 25,000.00	$ -	Disclosure requested, response pending
4/13/2020	Joshua A. Lippman and Lauren Lippman	$ 5,000.00	$ -	Disclosure requested, response pending
4/13/2020	Meridee Moore and Kevin King	$ 5,000.00	$ -	Disclosure requested, response pending
4/13/2020	The Richard and Nancy Blum Fund	$ 2,500.00	$ -	Disclosure requested, response pending
4/13/2020	Bob and Daphne Bransten	$ 1,000.00	$ -	Disclosure requested, response pending
4/13/2020	Josina Reddy	$ 1,000.00	$ -	Disclosure requested, response pending
4/13/2020	Tyler Sonnemaker	$ 1,000.00	$ -	Disclosure requested, response pending
4/13/2020	Yingzhuo Zhao	$ 900.00	$ -	Disclosure requested, response pending
4/13/2020	Sarah Charlton & Andrew Braithwaite Charitable Fund	$ 500.00	$ -	Disclosure requested, response pending
4/13/2020	Miranda Dietz	$ 500.00	$ -	Disclosure requested, response pending
4/13/2020	Kristin L Anundsen (IRA) WFCS As Custodian	$ 500.00	$ -	Disclosure requested, response pending
4/13/2020	Jacqueline Lesage	$ 500.00	$ -	Disclosure requested, response pending
4/13/2020	Regarding Art/San Francisco	$ 500.00	$ -	Disclosure requested, response pending
4/13/2020	Leigh Kloss	$ 200.00	$ -	Disclosure requested, response pending
4/13/2020	Jeanne Zara Lim	$ 200.00	$ -	Disclosure requested, response pending
4/13/2020	Larry V. Pulliam and Ivan L. Hodgson	$ 200.00	$ -	Disclosure requested, response pending
4/13/2020	Regina O'Shaughnessy	$ 200.00	$ -	Disclosure requested, response pending
4/13/2020	Pilates In Common Cooperative, Inc.	$ 178.80	$ -	Disclosure requested, response pending
4/13/2020	Tami Bryant For Democratic County Central Committee 2020 FPPC #1423709	$ 123.72	$ -	Disclosure requested, response pending
4/13/2020	Aditi Maheshwari	$ 101.00	$ -	Disclosure requested, response pending
4/13/2020	Isaac Brodsky	$ 100.00	$ -	Disclosure requested, response pending
4/13/2020	Brandon R Wirakesuma	$ 100.00	$ -	N/A - Financial interest disclosure not required for donations $100 and under
4/13/2020	Barbara L Jue	$ 100.00	$ -	N/A - Financial interest disclosure not required for donations $100 and under
4/13/2020	Taylor Carroll	$ 100.00	$ -	N/A - Financial interest disclosure not required for donations $100 and under
4/13/2020	Christopher Wittman	$ 100.00	$ -	N/A - Financial interest disclosure not required for donations $100 and under
4/13/2020	Xiaxing Li	$ 100.00	$ -	N/A - Financial interest disclosure not required for donations $100 and under
4/13/2020	Michelle Tallin	$ 100.00	$ -	Disclosure requested, response pending
4/13/2020	Paige S Rossi	$ 100.00	$ -	N/A - Financial interest disclosure not required for donations $100 and under
4/13/2020	Mio Nitta	$ 100.00	$ -	N/A - Financial interest disclosure not required for donations $100 and under
4/13/2020	Natalie Olin	$ 50.00	$ -	N/A - Financial interest disclosure not required for donations $100 and under
4/13/2020	Siddharth Mandava	$ 50.00	$ -	N/A - Financial interest disclosure not required for donations $100 and under
4/13/2020	Lila W Tyler	$ 50.00	$ -	N/A - Financial interest disclosure not required for donations $100 and under
4/13/2020	Yun Zhao	$ 50.00	$ -	N/A - Financial interest disclosure not required for donations $100 and under
4/13/2020	Emiko Oye	$ 43.49	$ -	N/A - Financial interest disclosure not required for donations $100 and under
4/13/2020	Sara A Spencer	$ 35.00	$ -	N/A - Financial interest disclosure not required for donations $100 and under
4/13/2020	L Sabau	$ 25.00	$ -	N/A - Financial interest disclosure not required for donations $100 and under
4/13/2020	John C Carrillo	$ 25.00	$ -	N/A - Financial interest disclosure not required for donations $100 and under
4/13/2020	Marielle Price	$ 25.00	$ -	N/A - Financial interest disclosure not required for donations $100 and under
4/13/2020	Anna McBee	$ 25.00	$ -	N/A - Financial interest disclosure not required for donations $100 and under
4/13/2020	Sukanda Odonnell	$ 10.00	$ -	N/A - Financial interest disclosure not required for donations $100 and under
4/13/2020	Mable Woo	$ 10.00	$ -	N/A - Financial interest disclosure not required for donations $100 and under

Give2SF Monetary Donations Received Through 9/30/2020

Gift Date	Donor Name	Donation Amount		Financial Interest With the City
		Directly by Give2SF	Through SF Foundation	
4/13/2020	Anthony Daniell	$ 10.00	$ -	N/A - Financial interest disclosure not required for donations $100 and under
4/13/2020	Wagmore Benevolent IV Fund	$ -	$ 750.00	Controller's Office is coordinating donor financial interest disclosure requests with SF Foundation
4/10/2020	Ray and Dagmar Dolby	$ 100,000.00	$ -	Disclosure requested, response pending
4/10/2020	Reality San Francisco Church	$ 50,000.00	$ -	Disclosure requested, response pending
4/10/2020	GIC Real Estate, Inc.	$ 20,000.00	$ -	Disclosure requested, response pending
4/10/2020	Jon Ying	$ 15,000.00	$ -	Disclosure requested, response pending
4/10/2020	Jeffrey Tumlin	$ 5,000.00	$ -	Disclosure requested, response pending
4/10/2020	Meghan Guerin	$ 1,000.00	$ -	Disclosure requested, response pending
4/10/2020	Yvonne Young	$ 800.00	$ -	Disclosure requested, response pending
4/10/2020	Lisa and Jeffrey Lin	$ 500.00	$ -	Disclosure requested, response pending
4/10/2020	Mike D Ikeda	$ 500.00	$ -	Disclosure requested, response pending
4/10/2020	Mark A Rathbun	$ 200.00	$ -	Disclosure requested, response pending
4/10/2020	Legacy Maker LLC	$ 200.00	$ -	Disclosure requested, response pending
4/10/2020	Kristie Kooken	$ 100.00	$ -	Disclosure requested, response pending
4/10/2020	Debra Guskin	$ 50.00	$ -	N/A - Financial interest disclosure not required for donations $100 and under
4/10/2020	Maryann Hulsman	$ 50.00	$ -	N/A - Financial interest disclosure not required for donations $100 and under
4/10/2020	Erin W Tou	$ 25.00	$ -	N/A - Financial interest disclosure not required for donations $100 and under
4/10/2020	Waymo, LLC	$ -	$ 50,000.00	Controller's Office is coordinating donor financial interest disclosure requests with SF Foundation
4/9/2020	The Green Cross	$ 2,500.00	$ -	Disclosure requested, response pending
4/9/2020	Patrick Tam	$ 300.00	$ -	Disclosure requested, response pending
4/9/2020	Stephen Reichling and Paul Armer	$ 200.00	$ -	Disclosure requested, response pending
4/9/2020	Alice Yen and Garrett Edel	$ 100.00	$ -	N/A - Financial interest disclosure not required for donations $100 and under
4/9/2020	Elizabeth Harrington	$ 100.00	$ -	N/A - Financial interest disclosure not required for donations $100 and under
4/9/2020	Archangel Pangan	$ 50.00	$ -	N/A - Financial interest disclosure not required for donations $100 and under
4/9/2020	Lori Mason	$ 50.00	$ -	N/A - Financial interest disclosure not required for donations $100 and under
4/9/2020	Sara R Corrigan	$ 10.00	$ -	N/A - Financial interest disclosure not required for donations $100 and under
4/9/2020	San Francisco Foundation	$ -	$ 5,000.00	Controller's Office is coordinating donor financial interest disclosure requests with SF Foundation
4/9/2020	Nion T. McEvoy, Sr.	$ -	$ 100,000.00	Controller's Office is coordinating donor financial interest disclosure requests with SF Foundation
4/9/2020	Eileen and Peter Michael Fund	$ -	$ 15,000.00	Controller's Office is coordinating donor financial interest disclosure requests with SF Foundation
4/8/2020	D. Wilsey Properties Co.	$ 111,000.00	$ -	Disclosure requested, response pending
4/8/2020	Elizabeth F Smith	$ 1,500.00	$ -	Disclosure requested, response pending
4/8/2020	Samantha and Steven Shows	$ 800.00	$ -	Disclosure requested, response pending
4/8/2020	Cesar D Iraheta	$ 500.00	$ -	Disclosure requested, response pending
4/8/2020	Chia-Tsung Chou	$ 300.00	$ -	Disclosure requested, response pending
4/8/2020	Chris and Melissa Retajczyk	$ 250.00	$ -	Disclosure requested, response pending
4/8/2020	Connor Cimowsky	$ 162.65	$ -	Disclosure requested, response pending
4/8/2020	Addison Johnson	$ 100.00	$ -	N/A - Financial interest disclosure not required for donations $100 and under
4/8/2020	Cynthia Rancatore	$ 100.00	$ -	N/A - Financial interest disclosure not required for donations $100 and under
4/8/2020	Adam L Spector	$ 75.00	$ -	N/A - Financial interest disclosure not required for donations $100 and under
4/8/2020	Boramy Khloth	$ 50.00	$ -	N/A - Financial interest disclosure not required for donations $100 and under
4/8/2020	Jane Gong	$ 10.00	$ -	N/A - Financial interest disclosure not required for donations $100 and under
4/7/2020	Lendlease Development	$ 5,000.00	$ -	Disclosure requested, response pending
4/7/2020	The Gardner Family	$ 2,500.00	$ -	Disclosure requested, response pending
4/7/2020	Lori Yamauchi and James Fagler	$ 250.00	$ -	Disclosure requested, response pending
4/7/2020	Jarie Bolander	$ 250.00	$ -	Disclosure requested, response pending
4/7/2020	Patel Family	$ 250.00	$ -	Disclosure requested, response pending
4/7/2020	Amelia May Teng Wong	$ 200.00	$ -	Disclosure requested, response pending
4/7/2020	Pierre-Eric Jacoupy	$ 150.00	$ -	Disclosure requested, response pending
4/7/2020	Marc Haeberlin	$ 100.00	$ -	N/A - Financial interest disclosure not required for donations $100 and under

Give2SF Monetary Donations Received Through 9/30/2020

Gift Date	Donor Name	Donation Amount		Financial Interest With the City
		Directly by Give2SF	Through SF Foundation	
4/7/2020	Charles and Nancy Ho	$ 100.00	$ -	N/A - Financial interest disclosure not required for donations $100 and under
4/7/2020	Sarah P Delaney	$ 100.00	$ -	N/A - Financial interest disclosure not required for donations $100 and under
4/7/2020	Melissa Nelli	$ 100.00	$ -	N/A - Financial interest disclosure not required for donations $100 and under
4/7/2020	Dagang Wei	$ 100.00	$ -	N/A - Financial interest disclosure not required for donations $100 and under
4/7/2020	Lashanda Greene	$ 60.00	$ -	N/A - Financial interest disclosure not required for donations $100 and under
4/7/2020	Rebecca Brown	$ 50.00	$ -	N/A - Financial interest disclosure not required for donations $100 and under
4/7/2020	Rajvi Joshi	$ 25.00	$ -	N/A - Financial interest disclosure not required for donations $100 and under
4/7/2020	Juliana Appenrodt	$ 15.00	$ -	N/A - Financial interest disclosure not required for donations $100 and under
4/6/2020	Uskglass Fund	$ 150,000.00	$ -	Disclosure requested, response pending
4/6/2020	Anonymous Through Silicon Valley Community Foundation	$ 100,000.00	$ -	Disclosure requested, response pending
4/6/2020	John Pritzker Family Fund	$ 100,000.00	$ -	No financial interest with the City
4/6/2020	The Newman-Montella Charitable Gift Fund	$ 1,000.00	$ -	Disclosure requested, response pending
4/6/2020	Goldberger-Barnett Donor Advised Fund	$ 1,000.00	$ -	Disclosure requested, response pending
4/6/2020	Teresa Goebel	$ 1,000.00	$ -	Disclosure requested, response pending
4/6/2020	Jeff Karas and Josephine Fong	$ 1,000.00	$ -	Disclosure requested, response pending
4/6/2020	Chun Yang Fund	$ 700.00	$ -	Disclosure requested, response pending
4/6/2020	Anonymous Through Fidelity Charitable	$ 600.00	$ -	Disclosure requested, response pending
4/6/2020	Smith Family	$ 500.00	$ -	Disclosure requested, response pending
4/6/2020	Elizabeth Kondor, Jim Cole	$ 500.00	$ -	Disclosure requested, response pending
4/6/2020	Carole E Deitrich	$ 500.00	$ -	Disclosure requested, response pending
4/6/2020	Phoebe Signer	$ 500.00	$ -	Disclosure requested, response pending
4/6/2020	Dennis Sell	$ 315.00	$ -	Disclosure requested, response pending
4/6/2020	Suzanne S Choi/Mimi M.K. Choi	$ 300.00	$ -	Disclosure requested, response pending
4/6/2020	Theodore Lamm	$ 300.00	$ -	Disclosure requested, response pending
4/6/2020	Charles Z Mooney	$ 300.00	$ -	Disclosure requested, response pending
4/6/2020	Tal Shprecher	$ 300.00	$ -	Disclosure requested, response pending
4/6/2020	Carson Rickey	$ 250.00	$ -	Disclosure requested, response pending
4/6/2020	Jonathan S Chan	$ 250.00	$ -	Disclosure requested, response pending
4/6/2020	Michele C Jackson	$ 250.00	$ -	Disclosure requested, response pending
4/6/2020	Sangha C Han	$ 200.00	$ -	Disclosure requested, response pending
4/6/2020	Li Sun	$ 200.00	$ -	Disclosure requested, response pending
4/6/2020	David Goldbrenner	$ 200.00	$ -	Disclosure requested, response pending
4/6/2020	Anand Ramesh	$ 200.00	$ -	Disclosure requested, response pending
4/6/2020	Stefanie Arthur	$ 200.00	$ -	Disclosure requested, response pending
4/6/2020	Julia Lee	$ 200.00	$ -	Disclosure requested, response pending
4/6/2020	Michael Xing	$ 200.00	$ -	Disclosure requested, response pending
4/6/2020	Angeline M Miranda	$ 200.00	$ -	Disclosure requested, response pending
4/6/2020	Aimee Pierce	$ 200.00	$ -	Disclosure requested, response pending
4/6/2020	Aditya Kota	$ 150.00	$ -	Disclosure requested, response pending
4/6/2020	Roselee Greenholtz	$ 150.00	$ -	Disclosure requested, response pending
4/6/2020	Carly Webster	$ 150.00	$ -	Disclosure requested, response pending
4/6/2020	Carolyn Wong	$ 118.00	$ -	Disclosure requested, response pending
4/6/2020	Sam Stokes	$ 100.00	$ -	N/A - Financial interest disclosure not required for donations $100 and under
4/6/2020	Tak M Poon	$ 100.00	$ -	N/A - Financial interest disclosure not required for donations $100 and under
4/6/2020	Ronan Murphy	$ 100.00	$ -	N/A - Financial interest disclosure not required for donations $100 and under
4/6/2020	John G Zlatunich	$ 100.00	$ -	N/A - Financial interest disclosure not required for donations $100 and under
4/6/2020	Wayne Lee	$ 100.00	$ -	N/A - Financial interest disclosure not required for donations $100 and under
4/6/2020	Frederick Chatfield	$ 100.00	$ -	N/A - Financial interest disclosure not required for donations $100 and under
4/6/2020	Ruth C Dimagmaliw	$ 100.00	$ -	N/A - Financial interest disclosure not required for donations $100 and under
4/6/2020	Lisa He	$ 100.00	$ -	N/A - Financial interest disclosure not required for donations $100 and under
4/6/2020	Michelle Tallin	$ 100.00	$ -	Disclosure requested, response pending

Give2SF Monetary Donations Received Through 9/30/2020

Gift Date	Donor Name	Donation Amount		Financial Interest With the City
		Directly by Give2SF	Through SF Foundation	
4/6/2020	Melissa Woo	$ 50.00	$ -	N/A - Financial interest disclosure not required for donations $100 and under
4/6/2020	Steven H Fowler	$ 50.00	$ -	N/A - Financial interest disclosure not required for donations $100 and under
4/6/2020	Hannah L Byers-Straus	$ 50.00	$ -	N/A - Financial interest disclosure not required for donations $100 and under
4/6/2020	Rene Venegas	$ 25.00	$ -	N/A - Financial interest disclosure not required for donations $100 and under
4/6/2020	Karen Reyna	$ 20.00	$ -	N/A - Financial interest disclosure not required for donations $100 and under
4/6/2020	Guojian He	$ 20.00	$ -	N/A - Financial interest disclosure not required for donations $100 and under
4/6/2020	Guojian He	$ 20.00	$ -	N/A - Financial interest disclosure not required for donations $100 and under
4/6/2020	Brian Ayuban	$ 20.00	$ -	N/A - Financial interest disclosure not required for donations $100 and under
4/6/2020	Michael Frankenfield	$ 3.00	$ -	N/A - Financial interest disclosure not required for donations $100 and under
4/6/2020	Kyle and Tracy Voght Charitable Fund	$ -	$ 111,682.00	Controller's Office is coordinating donor financial interest disclosure requests with SF Foundation
4/6/2020	The Stupski Foundation	$ -	$ 500,000.00	Controller's Office is coordinating donor financial interest disclosure requests with SF Foundation
4/3/2020	Chung Yan Lo	$ 6,500.00	$ -	Disclosure requested, response pending
4/3/2020	Jeffrey Hilnbrand	$ 2,500.00	$ -	Disclosure requested, response pending
4/3/2020	Nebiyu D Tegegn	$ 250.00	$ -	Disclosure requested, response pending
4/3/2020	Edith N Williams	$ 250.00	$ -	Disclosure requested, response pending
4/3/2020	Larry Rosenstein	$ 250.00	$ -	Disclosure requested, response pending
4/3/2020	Tonya M Grootendorst	$ 250.00	$ -	Disclosure requested, response pending
4/3/2020	Juan Bosco Albanell Flores	$ 200.00	$ -	Disclosure requested, response pending
4/3/2020	Inder Narula	$ 200.00	$ -	Disclosure requested, response pending
4/3/2020	Manolito L. Claudel	$ 130.00	$ -	Disclosure requested, response pending
4/3/2020	Suzanne Mero	$ 100.00	$ -	N/A - Financial interest disclosure not required for donations $100 and under
4/3/2020	Tomoya Ogura	$ 100.00	$ -	N/A - Financial interest disclosure not required for donations $100 and under
4/3/2020	Brennan J Hom	$ 100.00	$ -	N/A - Financial interest disclosure not required for donations $100 and under
4/3/2020	Jane Petersen	$ 100.00	$ -	N/A - Financial interest disclosure not required for donations $100 and under
4/3/2020	Jaclyn Karpiak	$ 50.00	$ -	N/A - Financial interest disclosure not required for donations $100 and under
4/3/2020	Lisa J Lightman	$ 50.00	$ -	N/A - Financial interest disclosure not required for donations $100 and under
4/3/2020	Matt Wright and Kristen Espinosa	$ 50.00	$ -	N/A - Financial interest disclosure not required for donations $100 and under
4/3/2020	Mara Ezekiel	$ 25.00	$ -	N/A - Financial interest disclosure not required for donations $100 and under
4/3/2020	Cinta Lewis	$ 25.00	$ -	N/A - Financial interest disclosure not required for donations $100 and under
4/3/2020	Aneel Bhusri	$ -	$ 995,010.00	Controller's Office is coordinating donor financial interest disclosure requests with SF Foundation
4/2/2020	Jessie Cheng Charitable Foundation	$ 5,000.00	$ -	Disclosure requested, response pending
4/2/2020	Jake Saper and Dannie Herzberg	$ 2,000.00	$ -	Disclosure requested, response pending
4/2/2020	Scott Mauvais	$ 1,000.00	$ -	Disclosure requested, response pending
4/2/2020	Steve and Dianne Leonoudakis	$ 1,000.00	$ -	Disclosure requested, response pending
4/2/2020	Karlo Berket	$ 1,000.00	$ -	Disclosure requested, response pending
4/2/2020	Thomas Carabajal	$ 1,000.00	$ -	Disclosure requested, response pending
4/2/2020	Chloe Agape	$ 500.00	$ -	Disclosure requested, response pending
4/2/2020	Du Yun	$ 500.00	$ -	Disclosure requested, response pending
4/2/2020	Colleen Boddy	$ 200.00	$ -	Disclosure requested, response pending
4/2/2020	Evonne Chen	$ 150.00	$ -	Disclosure requested, response pending
4/2/2020	Norman Schlossberg	$ 100.00	$ -	N/A - Financial interest disclosure not required for donations $100 and under
4/2/2020	Alice T Rogers	$ 100.00	$ -	N/A - Financial interest disclosure not required for donations $100 and under
4/2/2020	Chen Family	$ 100.00	$ -	N/A - Financial interest disclosure not required for donations $100 and under
4/2/2020	Marco Bianchi	$ 100.00	$ -	N/A - Financial interest disclosure not required for donations $100 and under

Give2SF Monetary Donations Received Through 9/30/2020

Gift Date	Donor Name	Donation Amount		Financial Interest With the City
		Directly by Give2SF	Through SF Foundation	
4/2/2020	Anthony Federico	$ 100.00	$ -	N/A - Financial interest disclosure not required for donations $100 and under
4/2/2020	Tiffany Wong	$ 100.00	$ -	N/A - Financial interest disclosure not required for donations $100 and under
4/2/2020	IREX Iraq Program Team	$ 100.00	$ -	N/A - Financial interest disclosure not required for donations $100 and under
4/2/2020	Lillian Bui	$ 50.00	$ -	N/A - Financial interest disclosure not required for donations $100 and under
4/2/2020	Tiffany Lee	$ 30.00	$ -	N/A - Financial interest disclosure not required for donations $100 and under
4/2/2020	Kara Gillis	$ 25.00	$ -	N/A - Financial interest disclosure not required for donations $100 and under
4/2/2020	Jordan Jewell	$ 25.00	$ -	N/A - Financial interest disclosure not required for donations $100 and under
4/2/2020	Pincus Family Fund	$ -	$ 100,000.00	Controller's Office is coordinating donor financial interest disclosure requests with SF Foundation
4/2/2020	Kan Family Fund	$ -	$ 50,000.00	Controller's Office is coordinating donor financial interest disclosure requests with SF Foundation
4/1/2020	Grammarly, Inc.	$ 75,000.00	$ -	Disclosure requested, response pending
4/1/2020	Berkshire Partners	$ 58,000.00	$ -	Disclosure requested, response pending
4/1/2020	Irene Zhou	$ 1,000.00	$ -	Disclosure requested, response pending
4/1/2020	Evan Fried	$ 1,000.00	$ -	Disclosure requested, response pending
4/1/2020	Bruce Agid	$ 500.00	$ -	Disclosure requested, response pending
4/1/2020	Elliot Kendall	$ 250.00	$ -	Disclosure requested, response pending
4/1/2020	Lillian Tsay	$ 250.00	$ -	Disclosure requested, response pending
4/1/2020	Amy Hall	$ 200.00	$ -	Disclosure requested, response pending
4/1/2020	Tianxuan Chen	$ 200.00	$ -	Disclosure requested, response pending
4/1/2020	The Andersons	$ 200.00	$ -	Disclosure requested, response pending
4/1/2020	Joshua Taylor	$ 200.00	$ -	Disclosure requested, response pending
4/1/2020	Chih Yi Hsieh	$ 200.00	$ -	Disclosure requested, response pending
4/1/2020	Gregory Klasuner	$ 200.00	$ -	Disclosure requested, response pending
4/1/2020	Cecilie Wrye	$ 120.00	$ -	Disclosure requested, response pending
4/1/2020	Camelin Blackstone	$ 100.00	$ -	N/A - Financial interest disclosure not required for donations $100 and under
4/1/2020	Laurel Bailey	$ 100.00	$ -	N/A - Financial interest disclosure not required for donations $100 and under
4/1/2020	Alison S Lycette	$ 100.00	$ -	N/A - Financial interest disclosure not required for donations $100 and under
4/1/2020	Angela Huang	$ 25.00	$ -	N/A - Financial interest disclosure not required for donations $100 and under
4/1/2020	Anthony Daniell	$ 10.00	$ -	N/A - Financial interest disclosure not required for donations $100 and under
3/31/2020	Ann and Gordon Getty	$ 1,000,000.00	$ -	Disclosure requested, response pending
3/31/2020	Robert Li	$ 1,000.00	$ -	Disclosure requested, response pending
3/31/2020	Buried Signal LLC	$ 1,000.00	$ -	Disclosure requested, response pending
3/31/2020	The Burkhart-Fitzgerald Family	$ 500.00	$ -	Disclosure requested, response pending
3/31/2020	Kristiina Kansen	$ 500.00	$ -	Disclosure requested, response pending
3/31/2020	Laurie Bouck	$ 200.00	$ -	Disclosure requested, response pending
3/31/2020	Elizabeth I Powers	$ 200.00	$ -	Disclosure requested, response pending
3/31/2020	Elizabeth N Rosseter	$ 200.00	$ -	Disclosure requested, response pending
3/31/2020	Lay Tshu Tan	$ 200.00	$ -	Disclosure requested, response pending
3/31/2020	Ava C Yap	$ 200.00	$ -	Disclosure requested, response pending
3/31/2020	Shane Dewael	$ 100.00	$ -	N/A - Financial interest disclosure not required for donations $100 and under
3/31/2020	Anna Mei-Hsiu, Chien	$ 100.00	$ -	N/A - Financial interest disclosure not required for donations $100 and under
3/31/2020	Qin M Liang	$ 100.00	$ -	N/A - Financial interest disclosure not required for donations $100 and under
3/31/2020	Neal P Mhaskar	$ 100.00	$ -	N/A - Financial interest disclosure not required for donations $100 and under
3/31/2020	Sophie Hwang	$ 100.00	$ -	N/A - Financial interest disclosure not required for donations $100 and under
3/31/2020	Diane Turner	$ 100.00	$ -	N/A - Financial interest disclosure not required for donations $100 and under
3/31/2020	Alexander White	$ 75.00	$ -	N/A - Financial interest disclosure not required for donations $100 and under
3/31/2020	Sarah Cirone	$ 50.00	$ -	N/A - Financial interest disclosure not required for donations $100 and under

Give2SF Monetary Donations Received Through 9/30/2020

Gift Date	Donor Name	Donation Amount		Financial Interest With the City
		Directly by Give2SF	Through SF Foundation	
3/31/2020	Michelle Ann Taylor	$ 50.00	$ -	N/A - Financial interest disclosure not required for donations $100 and under
3/31/2020	Zoe Camille McBride	$ 25.00	$ -	N/A - Financial interest disclosure not required for donations $100 and under
3/31/2020	Roger O Hernandez	$ 20.00	$ -	N/A - Financial interest disclosure not required for donations $100 and under
3/31/2020	Rahul Patel	$ 10.00	$ -	N/A - Financial interest disclosure not required for donations $100 and under
3/31/2020	Cinta Lewis	$ 10.00	$ -	N/A - Financial interest disclosure not required for donations $100 and under
3/31/2020	Pablo Vargas	$ -	$ 100.00	Controller's Office is coordinating donor financial interest disclosure requests with SF Foundation
3/30/2020	The Systrom Charitable Trust	$ 50,000.00	$ -	Disclosure requested, response pending
3/30/2020	Okelola	$ 10,000.00	$ -	Disclosure requested, response pending
3/30/2020	Timothee Geoghegan	$ 3,580.00	$ -	Disclosure requested, response pending
3/30/2020	Charlie Stigler	$ 3,000.00	$ -	Disclosure requested, response pending
3/30/2020	Ben Zotto	$ 2,500.00	$ -	Disclosure requested, response pending
3/30/2020	Dave Piazza and Dakota Chase	$ 2,500.00	$ -	Disclosure requested, response pending
3/30/2020	Caven Family	$ 1,000.00	$ -	Disclosure requested, response pending
3/30/2020	Zhize Wang	$ 1,000.00	$ -	Disclosure requested, response pending
3/30/2020	William Koury	$ 1,000.00	$ -	Disclosure requested, response pending
3/30/2020	Jessica Finkel	$ 1,000.00	$ -	Disclosure requested, response pending
3/30/2020	Rani Manoharan	$ 1,000.00	$ -	Disclosure requested, response pending
3/30/2020	Jay Anderson	$ 1,000.00	$ -	Disclosure requested, response pending
3/30/2020	Damon Uyeda	$ 1,000.00	$ -	Disclosure requested, response pending
3/30/2020	Schwab Charitable	$ 500.00	$ -	Disclosure requested, response pending
3/30/2020	Alexander Family Fund	$ 500.00	$ -	Disclosure requested, response pending
3/30/2020	Kalyani Girvanesh	$ 500.00	$ -	Disclosure requested, response pending
3/30/2020	Susan Baker-Lehne	$ 500.00	$ -	Disclosure requested, response pending
3/30/2020	Rik Williams	$ 500.00	$ -	Disclosure requested, response pending
3/30/2020	Susan Karp and Paul Haahr	$ 500.00	$ -	Disclosure requested, response pending
3/30/2020	Amy D Lu	$ 350.00	$ -	Disclosure requested, response pending
3/30/2020	Michael Chen	$ 347.28	$ -	Disclosure requested, response pending
3/30/2020	Ellen Wang	$ 300.00	$ -	Disclosure requested, response pending
3/30/2020	Anthony D. Truong	$ 300.00	$ -	Disclosure requested, response pending
3/30/2020	Shubham Naik	$ 284.00	$ -	Disclosure requested, response pending
3/30/2020	Richard Avendano	$ 250.00	$ -	Disclosure requested, response pending
3/30/2020	Laura Tessin and Matthias Plappert	$ 250.00	$ -	Disclosure requested, response pending
3/30/2020	Stacey Harte	$ 250.00	$ -	Disclosure requested, response pending
3/30/2020	Blake, Rachael, and Rose Davidoff	$ 250.00	$ -	Disclosure requested, response pending
3/30/2020	Siyao Zhu	$ 200.00	$ -	Disclosure requested, response pending
3/30/2020	Vardhman Jain	$ 200.00	$ -	Disclosure requested, response pending
3/30/2020	Mike Berkowitz and Debbie Tuttle	$ 200.00	$ -	Disclosure requested, response pending
3/30/2020	Joseph M. Imbriani	$ 200.00	$ -	Disclosure requested, response pending
3/30/2020	Amy T Herbertson	$ 200.00	$ -	Disclosure requested, response pending
3/30/2020	Ayushi Samaddar	$ 200.00	$ -	Disclosure requested, response pending
3/30/2020	Consuelo Spalding	$ 200.00	$ -	Disclosure requested, response pending
3/30/2020	Shanna Wagnor	$ 200.00	$ -	Disclosure requested, response pending
3/30/2020	Nancy McCormick	$ 200.00	$ -	Disclosure requested, response pending
3/30/2020	Bo Meng	$ 200.00	$ -	Disclosure requested, response pending
3/30/2020	Leon Parker	$ 150.00	$ -	Disclosure requested, response pending
3/30/2020	Janet Y Spears and Rae M. Laguna	$ 150.00	$ -	Disclosure requested, response pending
3/30/2020	Jimmy Hsu	$ 142.00	$ -	Disclosure requested, response pending
3/30/2020	Pilates In Common Cooperative, Inc.	$ 135.15	$ -	Disclosure requested, response pending
3/30/2020	The House Of Gatto Revocable Trust - JJ Bergovoy Trustee	$ 100.00	$ -	N/A - Financial interest disclosure not required for donations $100 and under
3/30/2020	Kathleen Damore	$ 100.00	$ -	N/A - Financial interest disclosure not required for donations $100 and under
3/30/2020	Jennifer D Ng	$ 100.00	$ -	N/A - Financial interest disclosure not required for donations $100 and under
3/30/2020	Laura Humbrecht	$ 100.00	$ -	N/A - Financial interest disclosure not required for donations $100 and under
3/30/2020	Victor Ronin	$ 100.00	$ -	N/A - Financial interest disclosure not required for donations $100 and under
3/30/2020	Christopher S Rossi	$ 100.00	$ -	N/A - Financial interest disclosure not required for donations $100 and under
3/30/2020	Jenna Theisen	$ 100.00	$ -	N/A - Financial interest disclosure not required for donations $100 and under
3/30/2020	Michelle Fishberg and Vu Nguyen	$ 100.00	$ -	N/A - Financial interest disclosure not required for donations $100 and under

Give2SF Monetary Donations Received Through 9/30/2020

Gift Date	Donor Name	Donation Amount		Financial Interest With the City
		Directly by Give2SF	Through SF Foundation	
3/30/2020	Loretta Jones	$ 100.00	$ -	N/A - Financial interest disclosure not required for donations $100 and under
3/30/2020	Ian Whelan	$ 100.00	$ -	N/A - Financial interest disclosure not required for donations $100 and under
3/30/2020	Cindy Muzio	$ 100.00	$ -	N/A - Financial interest disclosure not required for donations $100 and under
3/30/2020	Sheli Chabon	$ 100.00	$ -	N/A - Financial interest disclosure not required for donations $100 and under
3/30/2020	Matthew S Dietz	$ 100.00	$ -	N/A - Financial interest disclosure not required for donations $100 and under
3/30/2020	The Baizels	$ 75.00	$ -	N/A - Financial interest disclosure not required for donations $100 and under
3/30/2020	Janet T. Oyama	$ 50.00	$ -	N/A - Financial interest disclosure not required for donations $100 and under
3/30/2020	Shirley Mei	$ 50.00	$ -	N/A - Financial interest disclosure not required for donations $100 and under
3/30/2020	Robert C Long III	$ 50.00	$ -	N/A - Financial interest disclosure not required for donations $100 and under
3/30/2020	Vania Fong	$ 50.00	$ -	N/A - Financial interest disclosure not required for donations $100 and under
3/30/2020	Sarah S Kaplan	$ 50.00	$ -	N/A - Financial interest disclosure not required for donations $100 and under
3/30/2020	Rachel Pia D'Agostino	$ 50.00	$ -	N/A - Financial interest disclosure not required for donations $100 and under
3/30/2020	Rosny Daniel	$ 50.00	$ -	N/A - Financial interest disclosure not required for donations $100 and under
3/30/2020	Even/Odd Films	$ 50.00	$ -	N/A - Financial interest disclosure not required for donations $100 and under
3/30/2020	Michael Mills	$ 50.00	$ -	N/A - Financial interest disclosure not required for donations $100 and under
3/30/2020	Aishwarya Borkar	$ 50.00	$ -	N/A - Financial interest disclosure not required for donations $100 and under
3/30/2020	Kunal Sharma	$ 50.00	$ -	N/A - Financial interest disclosure not required for donations $100 and under
3/30/2020	Noelle L'Etoile	$ 50.00	$ -	N/A - Financial interest disclosure not required for donations $100 and under
3/30/2020	Cui Yu Huang	$ 50.00	$ -	N/A - Financial interest disclosure not required for donations $100 and under
3/30/2020	Hannah Katherine Long	$ 50.00	$ -	N/A - Financial interest disclosure not required for donations $100 and under
3/30/2020	Ian Luo	$ 50.00	$ -	N/A - Financial interest disclosure not required for donations $100 and under
3/30/2020	Monica Q Culanay	$ 50.00	$ -	N/A - Financial interest disclosure not required for donations $100 and under
3/30/2020	Michael Murray	$ 50.00	$ -	N/A - Financial interest disclosure not required for donations $100 and under
3/30/2020	Rohan Natraj	$ 50.00	$ -	N/A - Financial interest disclosure not required for donations $100 and under
3/30/2020	Phillip Kobernick	$ 36.00	$ -	N/A - Financial interest disclosure not required for donations $100 and under
3/30/2020	Jonathan S Abramson	$ 30.00	$ -	N/A - Financial interest disclosure not required for donations $100 and under
3/30/2020	Richard J Lawne	$ 25.00	$ -	N/A - Financial interest disclosure not required for donations $100 and under
3/30/2020	Katie Thomas	$ 25.00	$ -	N/A - Financial interest disclosure not required for donations $100 and under
3/30/2020	Hung Dinh	$ 25.00	$ -	N/A - Financial interest disclosure not required for donations $100 and under
3/30/2020	Cinta Lewis	$ 20.00	$ -	N/A - Financial interest disclosure not required for donations $100 and under
3/30/2020	Gaurav Murade	$ 20.00	$ -	N/A - Financial interest disclosure not required for donations $100 and under
3/30/2020	Daniel L Jiang	$ 20.00	$ -	N/A - Financial interest disclosure not required for donations $100 and under
3/30/2020	Anthony Daniell	$ 10.00	$ -	N/A - Financial interest disclosure not required for donations $100 and under
3/30/2020	Anthony Daniell	$ 10.00	$ -	N/A - Financial interest disclosure not required for donations $100 and under

Give2SF Monetary Donations Received Through 9/30/2020

Gift Date	Donor Name	Donation Amount		Financial Interest With the City
		Directly by Give2SF	Through SF Foundation	
3/30/2020	Drake Piper	$ 6.65	$ -	N/A - Financial interest disclosure not required for donations $100 and under
3/30/2020	Drake Piper	$ 5.86	$ -	N/A - Financial interest disclosure not required for donations $100 and under
3/30/2020	Abigail Owens	$ -	$ 25.00	Controller's Office is coordinating donor financial interest disclosure requests with SF Foundation
3/30/2020	Ansley Peduru	$ -	$ 50.00	Controller's Office is coordinating donor financial interest disclosure requests with SF Foundation
3/30/2020	Belinda Yamate	$ -	$ 25.00	Controller's Office is coordinating donor financial interest disclosure requests with SF Foundation
3/30/2020	Brian Calvert	$ -	$ 1,350.00	Controller's Office is coordinating donor financial interest disclosure requests with SF Foundation
3/30/2020	Bridget Collins	$ -	$ 25.00	Controller's Office is coordinating donor financial interest disclosure requests with SF Foundation
3/30/2020	Carden Bagwell	$ -	$ 300.00	Controller's Office is coordinating donor financial interest disclosure requests with SF Foundation
3/30/2020	Charles Harrington	$ -	$ 25.00	Controller's Office is coordinating donor financial interest disclosure requests with SF Foundation
3/30/2020	Chris Van Dusen	$ -	$ 100.00	Controller's Office is coordinating donor financial interest disclosure requests with SF Foundation
3/30/2020	Daniel Ammann	$ -	$ 8,000.00	Controller's Office is coordinating donor financial interest disclosure requests with SF Foundation
3/30/2020	Daniel Edwards	$ -	$ 100.00	Controller's Office is coordinating donor financial interest disclosure requests with SF Foundation
3/30/2020	Daniel Kuljis	$ -	$ 100.00	Controller's Office is coordinating donor financial interest disclosure requests with SF Foundation
3/30/2020	Daniel Tien	$ -	$ 51.00	Controller's Office is coordinating donor financial interest disclosure requests with SF Foundation
3/30/2020	Eben Freeman	$ -	$ 100.00	Controller's Office is coordinating donor financial interest disclosure requests with SF Foundation
3/30/2020	Edmond Jordan	$ -	$ 100.00	Controller's Office is coordinating donor financial interest disclosure requests with SF Foundation
3/30/2020	Elton Loberternos	$ -	$ 25.00	Controller's Office is coordinating donor financial interest disclosure requests with SF Foundation
3/30/2020	Emily Lakritz	$ -	$ 75.00	Controller's Office is coordinating donor financial interest disclosure requests with SF Foundation
3/30/2020	Emmanuel Turlay	$ -	$ 300.00	Controller's Office is coordinating donor financial interest disclosure requests with SF Foundation
3/30/2020	Erica Banh	$ -	$ 150.00	Controller's Office is coordinating donor financial interest disclosure requests with SF Foundation
3/30/2020	Franck Lefebvre	$ -	$ 100.00	Controller's Office is coordinating donor financial interest disclosure requests with SF Foundation
3/30/2020	Ishan Singh	$ -	$ 50.00	Controller's Office is coordinating donor financial interest disclosure requests with SF Foundation
3/30/2020	Jennifer Blight	$ -	$ 350.00	Controller's Office is coordinating donor financial interest disclosure requests with SF Foundation
3/30/2020	Jennifer Huang	$ -	$ 300.00	Controller's Office is coordinating donor financial interest disclosure requests with SF Foundation
3/30/2020	Jessica Yao	$ -	$ 100.00	Controller's Office is coordinating donor financial interest disclosure requests with SF Foundation
3/30/2020	Jonathon Ryan Gillespie	$ -	$ 100.00	Controller's Office is coordinating donor financial interest disclosure requests with SF Foundation
3/30/2020	Kaitlyn Williams	$ -	$ 150.00	Controller's Office is coordinating donor financial interest disclosure requests with SF Foundation
3/30/2020	Kristy Anne Boyd	$ -	$ 100.00	Controller's Office is coordinating donor financial interest disclosure requests with SF Foundation
3/30/2020	Luke Pulaski	$ -	$ 1,000.00	Controller's Office is coordinating donor financial interest disclosure requests with SF Foundation
3/30/2020	Manjukumar Harthikote Matha	$ -	$ 200.00	Controller's Office is coordinating donor financial interest disclosure requests with SF Foundation
3/30/2020	Marko Kudjerski	$ -	$ 200.00	Controller's Office is coordinating donor financial interest disclosure requests with SF Foundation
3/30/2020	Matthew Anderson	$ -	$ 100.00	Controller's Office is coordinating donor financial interest disclosure requests with SF Foundation
3/30/2020	Max Meyers	$ -	$ 50.00	Controller's Office is coordinating donor financial interest disclosure requests with SF Foundation
3/30/2020	Nandini Arora	$ -	$ 100.00	Controller's Office is coordinating donor financial interest disclosure requests with SF Foundation

Give2SF Monetary Donations Received Through 9/30/2020

Gift Date	Donor Name	Donation Amount		Financial Interest With the City
		Directly by Give2SF	Through SF Foundation	
3/30/2020	Nicholas Decker	$ -	$ 100.00	Controller's Office is coordinating donor financial interest disclosure requests with SF Foundation
3/30/2020	Nicholas Robinson	$ -	$ 100.00	Controller's Office is coordinating donor financial interest disclosure requests with SF Foundation
3/30/2020	Nolan Finn	$ -	$ 50.00	Controller's Office is coordinating donor financial interest disclosure requests with SF Foundation
3/30/2020	Olivia Tsai	$ -	$ 20.00	Controller's Office is coordinating donor financial interest disclosure requests with SF Foundation
3/30/2020	Raya Islan	$ -	$ 200.00	Controller's Office is coordinating donor financial interest disclosure requests with SF Foundation
3/30/2020	Rebekah Brandt	$ -	$ 200.00	Controller's Office is coordinating donor financial interest disclosure requests with SF Foundation
3/30/2020	Santiago Vargas Soto	$ -	$ 150.00	Controller's Office is coordinating donor financial interest disclosure requests with SF Foundation
3/30/2020	The Conway Family Charitable Fund	$ -	$ 50,000.00	Controller's Office is coordinating donor financial interest disclosure requests with SF Foundation
3/30/2020	Sierra Gegenheimer	$ -	$ 50.00	Controller's Office is coordinating donor financial interest disclosure requests with SF Foundation
3/30/2020	Thomas Melanson	$ -	$ 100.00	Controller's Office is coordinating donor financial interest disclosure requests with SF Foundation
3/30/2020	Yunfei Wang	$ -	$ 100.00	Controller's Office is coordinating donor financial interest disclosure requests with SF Foundation
3/29/2020	Anjuli Felix	$ -	$ 100.00	Controller's Office is coordinating donor financial interest disclosure requests with SF Foundation
3/29/2020	Brooks Reed	$ -	$ 1,000.00	Controller's Office is coordinating donor financial interest disclosure requests with SF Foundation
3/29/2020	Christopher Phan	$ -	$ 100.00	Controller's Office is coordinating donor financial interest disclosure requests with SF Foundation
3/29/2020	Michael Rusignola	$ -	$ 250.00	Controller's Office is coordinating donor financial interest disclosure requests with SF Foundation
3/29/2020	Namrata Rao	$ -	$ 50.00	Controller's Office is coordinating donor financial interest disclosure requests with SF Foundation
3/29/2020	Nariman Moezzi Madani	$ -	$ 30.00	Controller's Office is coordinating donor financial interest disclosure requests with SF Foundation
3/29/2020	Neal Uppal	$ -	$ 500.00	Controller's Office is coordinating donor financial interest disclosure requests with SF Foundation
3/29/2020	Nicholas Christian	$ -	$ 15.00	Controller's Office is coordinating donor financial interest disclosure requests with SF Foundation
3/29/2020	Sneha Sinha	$ -	$ 100.00	Controller's Office is coordinating donor financial interest disclosure requests with SF Foundation
3/29/2020	Unnikrishnan Nair	$ -	$ 50.00	Controller's Office is coordinating donor financial interest disclosure requests with SF Foundation
3/29/2020	Victor Oliveira	$ -	$ 50.00	Controller's Office is coordinating donor financial interest disclosure requests with SF Foundation
3/28/2020	Benjamin Goldstein	$ -	$ 500.00	Controller's Office is coordinating donor financial interest disclosure requests with SF Foundation
3/28/2020	Charles Matlack	$ -	$ 300.00	Controller's Office is coordinating donor financial interest disclosure requests with SF Foundation
3/28/2020	Matthew Fornero	$ -	$ 250.00	Controller's Office is coordinating donor financial interest disclosure requests with SF Foundation
3/28/2020	Sean Harris	$ -	$ 250.00	Controller's Office is coordinating donor financial interest disclosure requests with SF Foundation
3/28/2020	Sean Harris	$ -	$ 250.00	Controller's Office is coordinating donor financial interest disclosure requests with SF Foundation
3/28/2020	Sheila Egan	$ -	$ 100.00	Controller's Office is coordinating donor financial interest disclosure requests with SF Foundation
3/27/2020	Peter Kinmond	$ 1,000.00	$ -	Disclosure requested, response pending
3/27/2020	Dan Evans	$ 1,000.00	$ -	Disclosure requested, response pending
3/27/2020	Gateway Roofing and Waterproofing, Inc.	$ 500.00	$ -	Disclosure requested, response pending
3/27/2020	GRC Roofing, Inc.	$ 500.00	$ -	Disclosure requested, response pending
3/27/2020	Holly Haraguchi	$ 500.00	$ -	Disclosure requested, response pending
3/27/2020	Suzanna Khatchatrian	$ 500.00	$ -	Disclosure requested, response pending
3/27/2020	Anna Merritt and Dean Weesner	$ 500.00	$ -	Disclosure requested, response pending
3/27/2020	David and Laura Hecht	$ 500.00	$ -	Disclosure requested, response pending
3/27/2020	Alexis Leifheit	$ 250.00	$ -	Disclosure requested, response pending
3/27/2020	James King	$ 250.00	$ -	Disclosure requested, response pending
3/27/2020	Lawrence S Lansing	$ 200.00	$ -	Disclosure requested, response pending
3/27/2020	Jeremy Apthorp	$ 200.00	$ -	Disclosure requested, response pending
3/27/2020	Scott M Sandler	$ 200.00	$ -	Disclosure requested, response pending

Give2SF Monetary Donations Received Through 9/30/2020

Gift Date	Donor Name	Donation Amount		Financial Interest With the City
		Directly by Give2SF	Through SF Foundation	
3/27/2020	Cyndi Wheeler	$ 200.00	$ -	Disclosure requested, response pending
3/27/2020	Tyler and Teresa Herb	$ 200.00	$ -	Disclosure requested, response pending
3/27/2020	Guohua Zheng	$ 200.00	$ -	Disclosure requested, response pending
3/27/2020	Fatema Waliji	$ 200.00	$ -	Disclosure requested, response pending
3/27/2020	Zachary Olson	$ 150.00	$ -	Disclosure requested, response pending
3/27/2020	Matthew L Schumpert	$ 100.00	$ -	N/A - Financial interest disclosure not required for donations $100 and under
3/27/2020	Alisa Diane Calvillo	$ 100.00	$ -	N/A - Financial interest disclosure not required for donations $100 and under
3/27/2020	Kristie Lee and Louis Dudley	$ 100.00	$ -	N/A - Financial interest disclosure not required for donations $100 and under
3/27/2020	James Laureys	$ 100.00	$ -	N/A - Financial interest disclosure not required for donations $100 and under
3/27/2020	Rick HN Curvers	$ 100.00	$ -	N/A - Financial interest disclosure not required for donations $100 and under
3/27/2020	Mallory P Brown	$ 100.00	$ -	N/A - Financial interest disclosure not required for donations $100 and under
3/27/2020	Tina and Oliver Burgelman	$ 100.00	$ -	N/A - Financial interest disclosure not required for donations $100 and under
3/27/2020	Melanie Pratt	$ 100.00	$ -	N/A - Financial interest disclosure not required for donations $100 and under
3/27/2020	Kirill Zhukov	$ 100.00	$ -	N/A - Financial interest disclosure not required for donations $100 and under
3/27/2020	Scotty Huhn	$ 100.00	$ -	N/A - Financial interest disclosure not required for donations $100 and under
3/27/2020	Jesse Bounds	$ 100.00	$ -	N/A - Financial interest disclosure not required for donations $100 and under
3/27/2020	Jennifer Murse	$ 100.00	$ -	N/A - Financial interest disclosure not required for donations $100 and under
3/27/2020	Daniel Malmkvist	$ 100.00	$ -	N/A - Financial interest disclosure not required for donations $100 and under
3/27/2020	Guohua Zheng	$ 100.00	$ -	Disclosure requested, response pending
3/27/2020	William Summer	$ 50.00	$ -	N/A - Financial interest disclosure not required for donations $100 and under
3/27/2020	Veronica Abreu	$ 50.00	$ -	N/A - Financial interest disclosure not required for donations $100 and under
3/27/2020	Ashley Harvey	$ 50.00	$ -	N/A - Financial interest disclosure not required for donations $100 and under
3/27/2020	Yanna Tong	$ 50.00	$ -	N/A - Financial interest disclosure not required for donations $100 and under
3/27/2020	Dimple Kapadia	$ 40.00	$ -	N/A - Financial interest disclosure not required for donations $100 and under
3/27/2020	Mitchell Averett Harris	$ 25.00	$ -	N/A - Financial interest disclosure not required for donations $100 and under
3/27/2020	Leon Zhang	$ 20.00	$ -	N/A - Financial interest disclosure not required for donations $100 and under
3/27/2020	Andrea Santwier	$ -	$ 50.00	Controller's Office is coordinating donor financial interest disclosure requests with SF Foundation
3/27/2020	Devin Cass	$ -	$ 50.00	Controller's Office is coordinating donor financial interest disclosure requests with SF Foundation
3/27/2020	Elizabeth Sellier	$ -	$ 200.00	Controller's Office is coordinating donor financial interest disclosure requests with SF Foundation
3/27/2020	Eugene Wong	$ -	$ 500.00	Controller's Office is coordinating donor financial interest disclosure requests with SF Foundation
3/27/2020	Jessica Yao	$ -	$ 100.00	Controller's Office is coordinating donor financial interest disclosure requests with SF Foundation
3/27/2020	Violet World Foundation	$ -	$ 5,000.00	Controller's Office is coordinating donor financial interest disclosure requests with SF Foundation
3/27/2020	Shitao Zheng	$ -	$ 50.00	Controller's Office is coordinating donor financial interest disclosure requests with SF Foundation
3/26/2020	Franklyn O Bakala	$ 10,000.00	$ -	Disclosure requested, response pending
3/26/2020	Jason Maynard	$ 5,000.00	$ -	Disclosure requested, response pending
3/26/2020	Jorge A Lopez	$ 1,000.00	$ -	Disclosure requested, response pending
3/26/2020	Sarah Israel	$ 500.00	$ -	Disclosure requested, response pending
3/26/2020	Lauren Slack	$ 500.00	$ -	Disclosure requested, response pending
3/26/2020	Shannon Wells	$ 500.00	$ -	Disclosure requested, response pending
3/26/2020	Dan Davies	$ 500.00	$ -	Disclosure requested, response pending
3/26/2020	Kari Nordvik	$ 500.00	$ -	Disclosure requested, response pending
3/26/2020	Bryan Lee	$ 300.00	$ -	Disclosure requested, response pending

Give2SF Monetary Donations Received Through 9/30/2020

Gift Date	Donor Name	Donation Amount		Financial Interest With the City
		Directly by Give2SF	Through SF Foundation	
3/26/2020	Yvonne Yau	$ 250.00	$ -	Disclosure requested, response pending
3/26/2020	Yannru Cheng	$ 250.00	$ -	Disclosure requested, response pending
3/26/2020	Louis R Acresti	$ 250.00	$ -	Disclosure requested, response pending
3/26/2020	Linda Pham	$ 200.00	$ -	Disclosure requested, response pending
3/26/2020	Natalia Mendez Cortes	$ 200.00	$ -	Disclosure requested, response pending
3/26/2020	Maryellen McGillan	$ 200.00	$ -	Disclosure requested, response pending
3/26/2020	Kaicheng Chang	$ 100.00	$ -	N/A - Financial interest disclosure not required for donations $100 and under
3/26/2020	Diana Hsu	$ 100.00	$ -	N/A - Financial interest disclosure not required for donations $100 and under
3/26/2020	Diane L Huang	$ 100.00	$ -	N/A - Financial interest disclosure not required for donations $100 and under
3/26/2020	Alison Stosich	$ 100.00	$ -	N/A - Financial interest disclosure not required for donations $100 and under
3/26/2020	Charles Olson	$ 100.00	$ -	N/A - Financial interest disclosure not required for donations $100 and under
3/26/2020	Hilary Hsu	$ 100.00	$ -	N/A - Financial interest disclosure not required for donations $100 and under
3/26/2020	Irene Yee Riley	$ 100.00	$ -	N/A - Financial interest disclosure not required for donations $100 and under
3/26/2020	Jamila Keba	$ 75.00	$ -	N/A - Financial interest disclosure not required for donations $100 and under
3/26/2020	Hannah B Gordon	$ 50.00	$ -	N/A - Financial interest disclosure not required for donations $100 and under
3/26/2020	Karen Goldenberg	$ 50.00	$ -	N/A - Financial interest disclosure not required for donations $100 and under
3/26/2020	Dana Riess	$ 50.00	$ -	N/A - Financial interest disclosure not required for donations $100 and under
3/26/2020	Rengasudharsan Srinivasan	$ 25.00	$ -	N/A - Financial interest disclosure not required for donations $100 and under
3/26/2020	Franklin Yam Ching	$ 15.00	$ -	N/A - Financial interest disclosure not required for donations $100 and under
3/26/2020	Charla Kaul	$ 10.00	$ -	N/A - Financial interest disclosure not required for donations $100 and under
3/26/2020	Brendan O'Hare	$ -	$ 500.00	Controller's Office is coordinating donor financial interest disclosure requests with SF Foundation
3/26/2020	Crankstart Foundation	$ -	$ 500,000.00	Controller's Office is coordinating donor financial interest disclosure requests with SF Foundation
3/26/2020	Griffin Childers	$ -	$ 100.00	Controller's Office is coordinating donor financial interest disclosure requests with SF Foundation
3/26/2020	Hellman Foundation	$ -	$ 1,000,000.00	Controller's Office is coordinating donor financial interest disclosure requests with SF Foundation
3/26/2020	Hon Kwok	$ -	$ 100.00	Controller's Office is coordinating donor financial interest disclosure requests with SF Foundation
3/26/2020	Justin DeCell	$ -	$ 50.00	Controller's Office is coordinating donor financial interest disclosure requests with SF Foundation
3/26/2020	Karen Sun	$ -	$ 25.00	Controller's Office is coordinating donor financial interest disclosure requests with SF Foundation
3/26/2020	Olivia Isaac	$ -	$ 100.00	Controller's Office is coordinating donor financial interest disclosure requests with SF Foundation
3/26/2020	Shashwat Kandadai	$ -	$ 10,000.00	Controller's Office is coordinating donor financial interest disclosure requests with SF Foundation
3/26/2020	Tom Raith	$ -	$ 20.00	Controller's Office is coordinating donor financial interest disclosure requests with SF Foundation
3/26/2020	Vinitha Suresh	$ -	$ 100.00	Controller's Office is coordinating donor financial interest disclosure requests with SF Foundation
3/26/2020	Walter Gray	$ -	$ 1,000.00	Controller's Office is coordinating donor financial interest disclosure requests with SF Foundation
3/25/2020	Colin Denman	$ 3,000.00	$ -	Disclosure requested, response pending
3/25/2020	Margaret and Henry Brodkin	$ 1,000.00	$ -	Disclosure requested, response pending
3/25/2020	Kirsti Aho	$ 1,000.00	$ -	Disclosure requested, response pending
3/25/2020	Rachit Nandwani and Priyanka Singh	$ 500.00	$ -	Disclosure requested, response pending
3/25/2020	Ezra M Rufino	$ 500.00	$ -	Disclosure requested, response pending
3/25/2020	Sriram Krishnan	$ 500.00	$ -	Disclosure requested, response pending
3/25/2020	Sanjay Mani	$ 500.00	$ -	Disclosure requested, response pending
3/25/2020	Andrew Chan and Yena Kim	$ 300.00	$ -	Disclosure requested, response pending
3/25/2020	Josephine Simon	$ 250.00	$ -	Disclosure requested, response pending
3/25/2020	Peter Straus and Lili Byers	$ 200.00	$ -	Disclosure requested, response pending
3/25/2020	George and Meiluh Lee	$ 200.00	$ -	Disclosure requested, response pending

Give2SF Monetary Donations Received Through 9/30/2020

Gift Date	Donor Name	Donation Amount		Financial Interest With the City
		Directly by Give2SF	Through SF Foundation	
3/25/2020	David Kennedy	$ 200.00	$ -	Disclosure requested, response pending
3/25/2020	Carolyn Tom and E Matta Jr	$ 200.00	$ -	Disclosure requested, response pending
3/25/2020	Wai Chung Wong	$ 200.00	$ -	Disclosure requested, response pending
3/25/2020	Junan and Shanna Pang	$ 200.00	$ -	Disclosure requested, response pending
3/25/2020	Saurabh Sahni	$ 200.00	$ -	Disclosure requested, response pending
3/25/2020	Vaish Srivathsan	$ 150.00	$ -	Disclosure requested, response pending
3/25/2020	Brian Ohearn	$ 150.00	$ -	Disclosure requested, response pending
3/25/2020	Andrew Branscomb	$ 150.00	$ -	Disclosure requested, response pending
3/25/2020	Michael McKeon	$ 150.00	$ -	Disclosure requested, response pending
3/25/2020	James W Pace	$ 120.00	$ -	Disclosure requested, response pending
3/25/2020	Simon Tan	$ 120.00	$ -	Disclosure requested, response pending
3/25/2020	Kaitlyn Fowler	$ 100.00	$ -	N/A - Financial interest disclosure not required for donations $100 and under
3/25/2020	Zack Morris	$ 100.00	$ -	N/A - Financial interest disclosure not required for donations $100 and under
3/25/2020	William L Rohrer	$ 100.00	$ -	N/A - Financial interest disclosure not required for donations $100 and under
3/25/2020	Patrick J Maley	$ 100.00	$ -	N/A - Financial interest disclosure not required for donations $100 and under
3/25/2020	Saining Li	$ 100.00	$ -	N/A - Financial interest disclosure not required for donations $100 and under
3/25/2020	Vamshi Krishna Repala	$ 100.00	$ -	N/A - Financial interest disclosure not required for donations $100 and under
3/25/2020	Sarah J Aerni	$ 100.00	$ -	N/A - Financial interest disclosure not required for donations $100 and under
3/25/2020	Ashlee Kirsten Tsukushi	$ 100.00	$ -	N/A - Financial interest disclosure not required for donations $100 and under
3/25/2020	Holly J Allen	$ 100.00	$ -	N/A - Financial interest disclosure not required for donations $100 and under
3/25/2020	Richard W Bailey III	$ 100.00	$ -	N/A - Financial interest disclosure not required for donations $100 and under
3/25/2020	Slack For Good	$ 75.00	$ -	N/A - Financial interest disclosure not required for donations $100 and under
3/25/2020	Fan Tielking	$ 50.00	$ -	N/A - Financial interest disclosure not required for donations $100 and under
3/25/2020	Hailey C Teton	$ 50.00	$ -	N/A - Financial interest disclosure not required for donations $100 and under
3/25/2020	Brad Girardeau	$ 50.00	$ -	N/A - Financial interest disclosure not required for donations $100 and under
3/25/2020	Shalini Shashi Kumar Shankar	$ 50.00	$ -	N/A - Financial interest disclosure not required for donations $100 and under
3/25/2020	Richard L Ledon	$ 50.00	$ -	N/A - Financial interest disclosure not required for donations $100 and under
3/25/2020	Bradley Zundel	$ 50.00	$ -	N/A - Financial interest disclosure not required for donations $100 and under
3/25/2020	Pin-Ya Tseng	$ 50.00	$ -	N/A - Financial interest disclosure not required for donations $100 and under
3/25/2020	Steven Kasapi	$ 50.00	$ -	Disclosure requested, response pending
3/25/2020	Olivia Malterre	$ 40.00	$ -	N/A - Financial interest disclosure not required for donations $100 and under
3/25/2020	Anna Schomer	$ 25.00	$ -	N/A - Financial interest disclosure not required for donations $100 and under
3/25/2020	Paula Gerhardt	$ 25.00	$ -	N/A - Financial interest disclosure not required for donations $100 and under
3/25/2020	Liz Marxen	$ 25.00	$ -	N/A - Financial interest disclosure not required for donations $100 and under
3/25/2020	Albert Lee	$ 20.00	$ -	N/A - Financial interest disclosure not required for donations $100 and under
3/25/2020	Rita Hao	$ 20.00	$ -	N/A - Financial interest disclosure not required for donations $100 and under
3/25/2020	Elizabeth A. Carey	$ 10.00	$ -	N/A - Financial interest disclosure not required for donations $100 and under
3/25/2020	Sara Dermody	$ 10.00	$ -	N/A - Financial interest disclosure not required for donations $100 and under
3/25/2020	Nola Ong	$ 10.00	$ -	N/A - Financial interest disclosure not required for donations $100 and under
3/25/2020	Adriana Rosas	$ -	$ 100.00	Controller's Office is coordinating donor financial interest disclosure requests with SF Foundation

Give2SF Monetary Donations Received Through 9/30/2020

Gift Date	Donor Name	Donation Amount		Financial Interest With the City
		Directly by Give2SF	Through SF Foundation	
3/25/2020	Alexandri Zavodny	$ -	$ 500.00	Controller's Office is coordinating donor financial interest disclosure requests with SF Foundation
3/25/2020	Amber Illig	$ -	$ 50.00	Controller's Office is coordinating donor financial interest disclosure requests with SF Foundation
3/25/2020	Andrew Acosta	$ -	$ 75.00	Controller's Office is coordinating donor financial interest disclosure requests with SF Foundation
3/25/2020	Anup Parameswaren	$ -	$ 200.00	Controller's Office is coordinating donor financial interest disclosure requests with SF Foundation
3/25/2020	Cody Neil	$ -	$ 1,000.00	Controller's Office is coordinating donor financial interest disclosure requests with SF Foundation
3/25/2020	Craig Callihan	$ -	$ 100.00	Controller's Office is coordinating donor financial interest disclosure requests with SF Foundation
3/25/2020	Eileen Bai	$ -	$ 100.00	Controller's Office is coordinating donor financial interest disclosure requests with SF Foundation
3/25/2020	Erik Danko	$ -	$ 100.00	Controller's Office is coordinating donor financial interest disclosure requests with SF Foundation
3/25/2020	Erin Antcliffe	$ -	$ 500.00	Controller's Office is coordinating donor financial interest disclosure requests with SF Foundation
3/25/2020	Fen Chen	$ -	$ 200.00	Controller's Office is coordinating donor financial interest disclosure requests with SF Foundation
3/25/2020	Feng Zhong	$ -	$ 50.00	Controller's Office is coordinating donor financial interest disclosure requests with SF Foundation
3/25/2020	Karine Mule	$ -	$ 250.00	Controller's Office is coordinating donor financial interest disclosure requests with SF Foundation
3/25/2020	Kelsey Abdollahian	$ -	$ 200.00	Controller's Office is coordinating donor financial interest disclosure requests with SF Foundation
3/25/2020	Luke Pulaski	$ -	$ 200.00	Controller's Office is coordinating donor financial interest disclosure requests with SF Foundation
3/25/2020	Mahesh Seetharaman	$ -	$ 100.00	Controller's Office is coordinating donor financial interest disclosure requests with SF Foundation
3/25/2020	Marie Ledger	$ -	$ 50.00	Controller's Office is coordinating donor financial interest disclosure requests with SF Foundation
3/25/2020	Matthieu Fond	$ -	$ 100.00	Controller's Office is coordinating donor financial interest disclosure requests with SF Foundation
3/25/2020	Meet Bhagde	$ -	$ 25.00	Controller's Office is coordinating donor financial interest disclosure requests with SF Foundation
3/25/2020	Michael Pierce	$ -	$ 100.00	Controller's Office is coordinating donor financial interest disclosure requests with SF Foundation
3/25/2020	Michael Plotz	$ -	$ 360.00	Controller's Office is coordinating donor financial interest disclosure requests with SF Foundation
3/25/2020	Moshe Ororn	$ -	$ 100.00	Controller's Office is coordinating donor financial interest disclosure requests with SF Foundation
3/25/2020	Rafael Quiroz	$ -	$ 100.00	Controller's Office is coordinating donor financial interest disclosure requests with SF Foundation
3/25/2020	Raluca Musaloiu-Elefteri	$ -	$ 100.00	Controller's Office is coordinating donor financial interest disclosure requests with SF Foundation
3/25/2020	Robert Grant	$ -	$ 1,200.00	Controller's Office is coordinating donor financial interest disclosure requests with SF Foundation
3/25/2020	Sahil Narang	$ -	$ 500.00	Controller's Office is coordinating donor financial interest disclosure requests with SF Foundation
3/25/2020	Shakti Shah	$ -	$ 25.00	Controller's Office is coordinating donor financial interest disclosure requests with SF Foundation
3/25/2020	Stephanie Box	$ -	$ 500.00	Controller's Office is coordinating donor financial interest disclosure requests with SF Foundation
3/25/2020	Taylor Thomas	$ -	$ 10.00	Controller's Office is coordinating donor financial interest disclosure requests with SF Foundation
3/25/2020	Thomas Boyd	$ -	$ 1,000.00	Controller's Office is coordinating donor financial interest disclosure requests with SF Foundation
3/25/2020	Wyatt Alt	$ -	$ 200.00	Controller's Office is coordinating donor financial interest disclosure requests with SF Foundation
3/25/2020	Zhichang Yan	$ -	$ 100.00	Controller's Office is coordinating donor financial interest disclosure requests with SF Foundation
3/24/2020	Kristine Boyden and Scott Taylor	$ 5,000.00	$ -	Disclosure requested, response pending
3/24/2020	Corey Block	$ 5,000.00	$ -	Disclosure requested, response pending
3/24/2020	Brian J Tarricone	$ 2,000.00	$ -	Disclosure requested, response pending
3/24/2020	Hala K Hijazi	$ 1,000.00	$ -	Disclosure requested, response pending
3/24/2020	Martin Mackerel	$ 1,000.00	$ -	Disclosure requested, response pending
3/24/2020	Jeffrey C Kuo	$ 1,000.00	$ -	Disclosure requested, response pending
3/24/2020	Github Social Impact Team	$ 800.00	$ -	Disclosure requested, response pending

Give2SF Monetary Donations Received Through 9/30/2020

Gift Date	Donor Name	Donation Amount		Financial Interest With the City
		Directly by Give2SF	Through SF Foundation	
3/24/2020	Ben Villagra	$ 500.00	$ -	Disclosure requested, response pending
3/24/2020	Anand Ramesh	$ 500.00	$ -	Disclosure requested, response pending
3/24/2020	Berthoux Family	$ 500.00	$ -	Disclosure requested, response pending
3/24/2020	Irene Lee	$ 500.00	$ -	Disclosure requested, response pending
3/24/2020	Richard and Phillip Gonzalez	$ 300.00	$ -	Disclosure requested, response pending
3/24/2020	Alice Liu	$ 300.00	$ -	Disclosure requested, response pending
3/24/2020	Deirdre Hussey	$ 250.00	$ -	Disclosure requested, response pending
3/24/2020	Susanna Goldenstein	$ 250.00	$ -	Disclosure requested, response pending
3/24/2020	Andreas Pedersen	$ 200.00	$ -	Disclosure requested, response pending
3/24/2020	Lauren Tulp	$ 200.00	$ -	Disclosure requested, response pending
3/24/2020	Marion Holaday	$ 200.00	$ -	Disclosure requested, response pending
3/24/2020	Anna Brown	$ 125.00	$ -	Disclosure requested, response pending
3/24/2020	Carol S Michely	$ 100.00	$ -	N/A - Financial interest disclosure not required for donations $100 and under
3/24/2020	Sherry J Wickwire	$ 100.00	$ -	N/A - Financial interest disclosure not required for donations $100 and under
3/24/2020	Mary Rose Costello	$ 100.00	$ -	N/A - Financial interest disclosure not required for donations $100 and under
3/24/2020	Yu Chen Hou	$ 100.00	$ -	N/A - Financial interest disclosure not required for donations $100 and under
3/24/2020	Matt Grigoryan	$ 100.00	$ -	N/A - Financial interest disclosure not required for donations $100 and under
3/24/2020	Asdrubal Ibarra	$ 100.00	$ -	N/A - Financial interest disclosure not required for donations $100 and under
3/24/2020	Veena Bontu	$ 100.00	$ -	N/A - Financial interest disclosure not required for donations $100 and under
3/24/2020	Crystal Dolis	$ 100.00	$ -	N/A - Financial interest disclosure not required for donations $100 and under
3/24/2020	Shirley Li	$ 100.00	$ -	N/A - Financial interest disclosure not required for donations $100 and under
3/24/2020	Steven Kaplan	$ 100.00	$ -	N/A - Financial interest disclosure not required for donations $100 and under
3/24/2020	Karlyn Tjaden	$ 75.00	$ -	Disclosure requested, response pending
3/24/2020	Brian P Marentay	$ 50.00	$ -	N/A - Financial interest disclosure not required for donations $100 and under
3/24/2020	Colleen Regan	$ 50.00	$ -	N/A - Financial interest disclosure not required for donations $100 and under
3/24/2020	Laura Spaventa	$ 50.00	$ -	N/A - Financial interest disclosure not required for donations $100 and under
3/24/2020	Pranay Suresh	$ 50.00	$ -	N/A - Financial interest disclosure not required for donations $100 and under
3/24/2020	Elizabeth Ramirez	$ 50.00	$ -	N/A - Financial interest disclosure not required for donations $100 and under
3/24/2020	Khariza Estacio	$ 25.00	$ -	N/A - Financial interest disclosure not required for donations $100 and under
3/24/2020	Alexander Venegas	$ 20.00	$ -	N/A - Financial interest disclosure not required for donations $100 and under
3/24/2020	Amanda Jacob	$ -	$ 50.00	Controller's Office is coordinating donor financial interest disclosure requests with SF Foundation
3/24/2020	Amy Kepler	$ -	$ 250.00	Controller's Office is coordinating donor financial interest disclosure requests with SF Foundation
3/24/2020	Anant Rathi	$ -	$ 200.00	Controller's Office is coordinating donor financial interest disclosure requests with SF Foundation
3/24/2020	Bruce Botsford	$ -	$ 100.00	Controller's Office is coordinating donor financial interest disclosure requests with SF Foundation
3/24/2020	Divya Thakur	$ -	$ 1,000.00	Controller's Office is coordinating donor financial interest disclosure requests with SF Foundation
3/24/2020	Matthew Goudeau	$ -	$ 100.00	Controller's Office is coordinating donor financial interest disclosure requests with SF Foundation
3/24/2020	Peter Martin	$ -	$ 25.00	Controller's Office is coordinating donor financial interest disclosure requests with SF Foundation
3/24/2020	Rachelle Celebrezze	$ -	$ 100.00	Controller's Office is coordinating donor financial interest disclosure requests with SF Foundation
3/24/2020	Savannah Leggett	$ -	$ 100.00	Controller's Office is coordinating donor financial interest disclosure requests with SF Foundation
3/24/2020	Shahram Rezaei	$ -	$ 50.00	Controller's Office is coordinating donor financial interest disclosure requests with SF Foundation
3/24/2020	Sue-Ling Huynh	$ -	$ 50.00	Controller's Office is coordinating donor financial interest disclosure requests with SF Foundation

Give2SF Monetary Donations Received Through 9/30/2020

Gift Date	Donor Name	Donation Amount		Financial Interest With the City
		Directly by Give2SF	Through SF Foundation	
3/24/2020	Tristan Zier	$ -	$ 250.00	Controller's Office is coordinating donor financial interest disclosure requests with SF Foundation
3/24/2020	Tyalor Cunnington	$ -	$ 50.00	Controller's Office is coordinating donor financial interest disclosure requests with SF Foundation
3/24/2020	Tyler Tate	$ -	$ 100.00	Controller's Office is coordinating donor financial interest disclosure requests with SF Foundation
3/24/2020	Wenbing Bai	$ -	$ 200.00	Controller's Office is coordinating donor financial interest disclosure requests with SF Foundation
3/23/2020	Schwab Charitable	$ 50,000.00	$ -	Disclosure requested, response pending
3/23/2020	Ross A Boucher Trust - Ross Aaaron Boucher Trustee	$ 50,000.00	$ -	No financial interest with the City
3/23/2020	Sixth Street Partners	$ 25,000.00	$ -	No financial interest with the City
3/23/2020	Nicholas C Fox	$ 10,000.00	$ -	Disclosure requested, response pending
3/23/2020	Degree, Inc. dba Lattice	$ 10,000.00	$ -	Disclosure requested, response pending
3/23/2020	Will and Julie Parish	$ 5,000.00	$ -	Disclosure requested, response pending
3/23/2020	Ben, Ruby and Jasper Shaw, and Suzanne Thomas	$ 2,500.00	$ -	Disclosure requested, response pending
3/23/2020	Matthew G Crocker	$ 2,000.00	$ -	Disclosure requested, response pending
3/23/2020	Andrew Timmons	$ 2,000.00	$ -	Disclosure requested, response pending
3/23/2020	Gibson B. Biddle and Kristen M. Hege	$ 1,000.00	$ -	Disclosure requested, response pending
3/23/2020	Michael Gold/Susan West	$ 1,000.00	$ -	Disclosure requested, response pending
3/23/2020	David A Herman	$ 1,000.00	$ -	Disclosure requested, response pending
3/23/2020	Desiye Neil Collier	$ 1,000.00	$ -	No financial interest with the City
3/23/2020	Philip J Rose	$ 1,000.00	$ -	Disclosure requested, response pending
3/23/2020	Julie Trescott	$ 1,000.00	$ -	Disclosure requested, response pending
3/23/2020	Anonymous Through Fidelity Charitable	$ 1,000.00	$ -	Disclosure requested, response pending
3/23/2020	Brandon Schwartz	$ 1,000.00	$ -	Disclosure requested, response pending
3/23/2020	Liam Doyle	$ 1,000.00	$ -	Disclosure requested, response pending
3/23/2020	Emma L Dill	$ 1,000.00	$ -	Disclosure requested, response pending
3/23/2020	Adam J Desouza	$ 1,000.00	$ -	Disclosure requested, response pending
3/23/2020	Walter A Haas	$ 1,000.00	$ -	Disclosure requested, response pending
3/23/2020	Killian Murphy and Elizabeth Drew	$ 1,000.00	$ -	Disclosure requested, response pending
3/23/2020	The Frances Ho and George Yu Endowment	$ 500.00	$ -	Disclosure requested, response pending
3/23/2020	Long Tang and Kian Lim	$ 500.00	$ -	Disclosure requested, response pending
3/23/2020	Sarah E Scussel	$ 500.00	$ -	Disclosure requested, response pending
3/23/2020	Alvin Baum and Robert Holgate	$ 500.00	$ -	Disclosure requested, response pending
3/23/2020	Kamal Benkiran	$ 500.00	$ -	Disclosure requested, response pending
3/23/2020	Pacini Family	$ 500.00	$ -	Disclosure requested, response pending
3/23/2020	Andrew G Scott	$ 500.00	$ -	Disclosure requested, response pending
3/23/2020	Erika Brown Ekiel	$ 500.00	$ -	Disclosure requested, response pending
3/23/2020	Andrew Larsen	$ 500.00	$ -	Disclosure requested, response pending
3/23/2020	Steve Cary and Sean McBride	$ 500.00	$ -	Disclosure requested, response pending
3/23/2020	Kevin Burke	$ 500.00	$ -	Disclosure requested, response pending
3/23/2020	James C Moschou	$ 300.00	$ -	Disclosure requested, response pending
3/23/2020	Steven and Kay Sheh	$ 300.00	$ -	Disclosure requested, response pending
3/23/2020	Mindy Ginsburg	$ 300.00	$ -	Disclosure requested, response pending
3/23/2020	Andrea Freedman	$ 250.00	$ -	Disclosure requested, response pending
3/23/2020	Raymond P Hoehn, Jr	$ 250.00	$ -	Disclosure requested, response pending
3/23/2020	Shannon N Bennett/Durrell D Kapan	$ 250.00	$ -	Disclosure requested, response pending
3/23/2020	Barbara Benjamin	$ 250.00	$ -	Disclosure requested, response pending
3/23/2020	David Wohlreich	$ 250.00	$ -	Disclosure requested, response pending
3/23/2020	S Leslie Goldstein	$ 250.00	$ -	Disclosure requested, response pending
3/23/2020	Douglas Coker	$ 250.00	$ -	Disclosure requested, response pending
3/23/2020	Eric C Schwartz	$ 250.00	$ -	Disclosure requested, response pending
3/23/2020	Elizabeth and Jinal Surti	$ 250.00	$ -	Disclosure requested, response pending
3/23/2020	Jana Messerschmidt	$ 250.00	$ -	Disclosure requested, response pending
3/23/2020	Jennifer L Scheidt/James D Gold	$ 200.00	$ -	Disclosure requested, response pending
3/23/2020	Erin Laye	$ 200.00	$ -	Disclosure requested, response pending
3/23/2020	Audrey K Tang	$ 200.00	$ -	Disclosure requested, response pending
3/23/2020	Erin Lane	$ 200.00	$ -	Disclosure requested, response pending
3/23/2020	Stephan Zuercher	$ 200.00	$ -	Disclosure requested, response pending
3/23/2020	Linda Lin	$ 200.00	$ -	Disclosure requested, response pending
3/23/2020	The Hartsell Family	$ 200.00	$ -	Disclosure requested, response pending
3/23/2020	Julia Lee	$ 200.00	$ -	Disclosure requested, response pending
3/23/2020	Bo Meng	$ 200.00	$ -	Disclosure requested, response pending
3/23/2020	Fenny Lin	$ 200.00	$ -	Disclosure requested, response pending
3/23/2020	Ellen Kort Price	$ 200.00	$ -	Disclosure requested, response pending
3/23/2020	Michael Panoff	$ 200.00	$ -	Disclosure requested, response pending
3/23/2020	Evelyn Killaby	$ 200.00	$ -	Disclosure requested, response pending
3/23/2020	Glenn Thomas	$ 200.00	$ -	Disclosure requested, response pending
3/23/2020	Drew Schuster and Krista Forgey	$ 200.00	$ -	Disclosure requested, response pending

Give2SF Monetary Donations Received Through 9/30/2020

Gift Date	Donor Name	Donation Amount		Financial Interest With the City
		Directly by Give2SF	Through SF Foundation	
3/23/2020	Jane A Sherman	$ 200.00	$ -	Disclosure requested, response pending
3/23/2020	Jessica Fain	$ 200.00	$ -	Disclosure requested, response pending
3/23/2020	Lori Dietrich	$ 200.00	$ -	Disclosure requested, response pending
3/23/2020	Sascha Benjamin Cohen	$ 200.00	$ -	Disclosure requested, response pending
3/23/2020	Sumeet and Preeyanka Ajmani	$ 150.00	$ -	Disclosure requested, response pending
3/23/2020	Swathi Bonda	$ 150.00	$ -	Disclosure requested, response pending
3/23/2020	Jacquelyn M Horton	$ 150.00	$ -	Disclosure requested, response pending
3/23/2020	Crystal Le	$ 150.00	$ -	Disclosure requested, response pending
3/23/2020	Connie Rawson	$ 100.00	$ -	Disclosure requested, response pending
3/23/2020	Sara Winslow	$ 100.00	$ -	N/A - Financial interest disclosure not required for donations $100 and under
3/23/2020	Robert Combier	$ 100.00	$ -	N/A - Financial interest disclosure not required for donations $100 and under
3/23/2020	Sabrine Rekik	$ 100.00	$ -	N/A - Financial interest disclosure not required for donations $100 and under
3/23/2020	Sarah Locke-Henderson	$ 100.00	$ -	N/A - Financial interest disclosure not required for donations $100 and under
3/23/2020	Christopher Aycock	$ 100.00	$ -	N/A - Financial interest disclosure not required for donations $100 and under
3/23/2020	Kelsey Villalobos	$ 100.00	$ -	N/A - Financial interest disclosure not required for donations $100 and under
3/23/2020	Maria Pasos-Nunez and Richard Nunez	$ 100.00	$ -	N/A - Financial interest disclosure not required for donations $100 and under
3/23/2020	Haoyang Zhu	$ 100.00	$ -	N/A - Financial interest disclosure not required for donations $100 and under
3/23/2020	Noah Levin	$ 100.00	$ -	N/A - Financial interest disclosure not required for donations $100 and under
3/23/2020	Troxel Family	$ 100.00	$ -	N/A - Financial interest disclosure not required for donations $100 and under
3/23/2020	Nick and Shannon O'Shea	$ 100.00	$ -	N/A - Financial interest disclosure not required for donations $100 and under
3/23/2020	Sean Sorrell	$ 100.00	$ -	Disclosure requested, response pending
3/23/2020	Ryan Lanteigne	$ 100.00	$ -	N/A - Financial interest disclosure not required for donations $100 and under
3/23/2020	Andrew J Seigner	$ 100.00	$ -	N/A - Financial interest disclosure not required for donations $100 and under
3/23/2020	London Lee	$ 100.00	$ -	N/A - Financial interest disclosure not required for donations $100 and under
3/23/2020	Ji Young Lee	$ 100.00	$ -	N/A - Financial interest disclosure not required for donations $100 and under
3/23/2020	McAuliffe Family	$ 100.00	$ -	N/A - Financial interest disclosure not required for donations $100 and under
3/23/2020	Kelly K Pagano	$ 100.00	$ -	N/A - Financial interest disclosure not required for donations $100 and under
3/23/2020	Erik E Rotman	$ 100.00	$ -	N/A - Financial interest disclosure not required for donations $100 and under
3/23/2020	Jacqueline O'Dwyer	$ 100.00	$ -	N/A - Financial interest disclosure not required for donations $100 and under
3/23/2020	Kameela Din	$ 100.00	$ -	N/A - Financial interest disclosure not required for donations $100 and under
3/23/2020	Sarah Saltrick Meyer	$ 100.00	$ -	N/A - Financial interest disclosure not required for donations $100 and under
3/23/2020	Joshua A Stubbs	$ 100.00	$ -	N/A - Financial interest disclosure not required for donations $100 and under
3/23/2020	Naman Agrawal	$ 100.00	$ -	N/A - Financial interest disclosure not required for donations $100 and under
3/23/2020	Caia Brookes	$ 100.00	$ -	N/A - Financial interest disclosure not required for donations $100 and under
3/23/2020	Christopher M Wade	$ 100.00	$ -	N/A - Financial interest disclosure not required for donations $100 and under
3/23/2020	Danny S Gonzalez	$ 100.00	$ -	N/A - Financial interest disclosure not required for donations $100 and under
3/23/2020	Peter L Scott	$ 100.00	$ -	N/A - Financial interest disclosure not required for donations $100 and under
3/23/2020	Jennifer Liu	$ 100.00	$ -	N/A - Financial interest disclosure not required for donations $100 and under
3/23/2020	Ying He	$ 75.00	$ -	N/A - Financial interest disclosure not required for donations $100 and under

Give2SF Monetary Donations Received Through 9/30/2020

Gift Date	Donor Name	Donation Amount		Financial Interest With the City
		Directly by Give2SF	Through SF Foundation	
3/23/2020	Erica J Steimetz	$ 50.00	$ -	N/A - Financial interest disclosure not required for donations $100 and under
3/23/2020	Patrick Lee	$ 50.00	$ -	N/A - Financial interest disclosure not required for donations $100 and under
3/23/2020	Gregory S. Borman	$ 50.00	$ -	N/A - Financial interest disclosure not required for donations $100 and under
3/23/2020	Shalin Modi	$ 50.00	$ -	N/A - Financial interest disclosure not required for donations $100 and under
3/23/2020	Kristin Rhodes	$ 50.00	$ -	N/A - Financial interest disclosure not required for donations $100 and under
3/23/2020	Vishal Singal	$ 50.00	$ -	N/A - Financial interest disclosure not required for donations $100 and under
3/23/2020	Rachel Baker	$ 50.00	$ -	N/A - Financial interest disclosure not required for donations $100 and under
3/23/2020	Adam Greenberg	$ 50.00	$ -	N/A - Financial interest disclosure not required for donations $100 and under
3/23/2020	Vishal Seshagiri	$ 50.00	$ -	N/A - Financial interest disclosure not required for donations $100 and under
3/23/2020	Lauren Sassoubre	$ 50.00	$ -	N/A - Financial interest disclosure not required for donations $100 and under
3/23/2020	Drift Enterprise Csms	$ 50.00	$ -	N/A - Financial interest disclosure not required for donations $100 and under
3/23/2020	Denise Allen	$ 50.00	$ -	N/A - Financial interest disclosure not required for donations $100 and under
3/23/2020	Sania Baqai	$ 50.00	$ -	N/A - Financial interest disclosure not required for donations $100 and under
3/23/2020	Courtney Anne Bell	$ 50.00	$ -	N/A - Financial interest disclosure not required for donations $100 and under
3/23/2020	Angela Avera	$ 50.00	$ -	N/A - Financial interest disclosure not required for donations $100 and under
3/23/2020	Sanjana Ramana	$ 30.00	$ -	N/A - Financial interest disclosure not required for donations $100 and under
3/23/2020	Family Suendermann-Oeft	$ 30.00	$ -	N/A - Financial interest disclosure not required for donations $100 and under
3/23/2020	Randi Slaughter-Broussal	$ 25.00	$ -	N/A - Financial interest disclosure not required for donations $100 and under
3/23/2020	Philipp Kuecuekyan	$ 25.00	$ -	N/A - Financial interest disclosure not required for donations $100 and under
3/23/2020	Eugenia Lee	$ 25.00	$ -	N/A - Financial interest disclosure not required for donations $100 and under
3/23/2020	Elzbieta Gibbons	$ 25.00	$ -	N/A - Financial interest disclosure not required for donations $100 and under
3/23/2020	Selina B Wang	$ 25.00	$ -	N/A - Financial interest disclosure not required for donations $100 and under
3/23/2020	The Harper Family	$ 25.00	$ -	N/A - Financial interest disclosure not required for donations $100 and under
3/23/2020	Joan Gamell	$ 25.00	$ -	N/A - Financial interest disclosure not required for donations $100 and under
3/23/2020	Tiffany Hsu	$ 20.00	$ -	N/A - Financial interest disclosure not required for donations $100 and under
3/23/2020	Jordon Wing	$ 20.00	$ -	N/A - Financial interest disclosure not required for donations $100 and under
3/23/2020	Matt Lewis	$ 20.00	$ -	N/A - Financial interest disclosure not required for donations $100 and under
3/23/2020	Sheila D. Gunter	$ 10.00	$ -	N/A - Financial interest disclosure not required for donations $100 and under
3/23/2020	Anthony Daniell	$ 10.00	$ -	N/A - Financial interest disclosure not required for donations $100 and under
3/23/2020	Aish Raj Dahal	$ 10.00	$ -	N/A - Financial interest disclosure not required for donations $100 and under
3/23/2020	Heidi R Hamilton	$ 10.00	$ -	N/A - Financial interest disclosure not required for donations $100 and under
3/23/2020	Ilona Smuk	$ 1.00	$ -	N/A - Financial interest disclosure not required for donations $100 and under
3/23/2020	Albert Q. Pham	$ -	$ 100.00	Controller's Office is coordinating donor financial interest disclosure requests with SF Foundation
3/23/2020	Albert Yang	$ -	$ 100.00	Controller's Office is coordinating donor financial interest disclosure requests with SF Foundation

Give2SF Monetary Donations Received Through 9/30/2020

Gift Date	Donor Name	Donation Amount		Financial Interest With the City
		Directly by Give2SF	Through SF Foundation	
3/23/2020	Anvesh Kunati	$ -	$ 50.00	Controller's Office is coordinating donor financial interest disclosure requests with SF Foundation
3/23/2020	Arkadeb Ghosal	$ -	$ 100.00	Controller's Office is coordinating donor financial interest disclosure requests with SF Foundation
3/23/2020	Ashley Sams	$ -	$ 50.00	Controller's Office is coordinating donor financial interest disclosure requests with SF Foundation
3/23/2020	Cassandra Clark	$ -	$ 50.00	Controller's Office is coordinating donor financial interest disclosure requests with SF Foundation
3/23/2020	Daniel Tien	$ -	$ 50.00	Controller's Office is coordinating donor financial interest disclosure requests with SF Foundation
3/23/2020	David Rubin	$ -	$ 100.00	Controller's Office is coordinating donor financial interest disclosure requests with SF Foundation
3/23/2020	Eric Lujan	$ -	$ 100.00	Controller's Office is coordinating donor financial interest disclosure requests with SF Foundation
3/23/2020	Ian Swarbrick	$ -	$ 300.00	Controller's Office is coordinating donor financial interest disclosure requests with SF Foundation
3/23/2020	Jonathan Tang	$ -	$ 100.00	Controller's Office is coordinating donor financial interest disclosure requests with SF Foundation
3/23/2020	Kenneth Fendick	$ -	$ 50.00	Controller's Office is coordinating donor financial interest disclosure requests with SF Foundation
3/23/2020	Kevin Keogh	$ -	$ 100.00	Controller's Office is coordinating donor financial interest disclosure requests with SF Foundation
3/23/2020	Kevin Metti	$ -	$ 100.00	Controller's Office is coordinating donor financial interest disclosure requests with SF Foundation
3/23/2020	Louis Roseguo	$ -	$ 100.00	Controller's Office is coordinating donor financial interest disclosure requests with SF Foundation
3/23/2020	Preston-Werner Foundation	$ -	$ 250,000.00	Controller's Office is coordinating donor financial interest disclosure requests with SF Foundation
3/23/2020	Ramachandran Jagadeeswaran	$ -	$ 100.00	Controller's Office is coordinating donor financial interest disclosure requests with SF Foundation
3/23/2020	Rishab Sareen	$ -	$ 50.00	Controller's Office is coordinating donor financial interest disclosure requests with SF Foundation
3/23/2020	Robert Ussery	$ -	$ 500.00	Controller's Office is coordinating donor financial interest disclosure requests with SF Foundation
3/23/2020	Roman Sergeev	$ -	$ 1,000.00	Controller's Office is coordinating donor financial interest disclosure requests with SF Foundation
3/23/2020	Spencer Hoffman	$ -	$ 150.00	Controller's Office is coordinating donor financial interest disclosure requests with SF Foundation
3/23/2020	Stefanie Von Guten	$ -	$ 75.00	Controller's Office is coordinating donor financial interest disclosure requests with SF Foundation
3/23/2020	Stephen Staffieri	$ -	$ 200.00	Controller's Office is coordinating donor financial interest disclosure requests with SF Foundation
3/23/2020	Syed Hussain	$ -	$ 100.00	Controller's Office is coordinating donor financial interest disclosure requests with SF Foundation
3/23/2020	Wilbur Arajuo	$ -	$ 500.00	Controller's Office is coordinating donor financial interest disclosure requests with SF Foundation
3/23/2020	Yi-Yu Chen	$ -	$ 500.00	Controller's Office is coordinating donor financial interest disclosure requests with SF Foundation
3/20/2020	Thomas M Gloger	$ 3,000.00	$ -	Disclosure requested, response pending
3/20/2020	Epic Church San Francisco	$ 2,500.00	$ -	Disclosure requested, response pending
3/20/2020	Shawn Grunberger and Debbie Kahn	$ 1,000.00	$ -	Disclosure requested, response pending
3/20/2020	Benjamin Shulman	$ 500.00	$ -	Disclosure requested, response pending
3/20/2020	Riddhi Shah	$ 500.00	$ -	Disclosure requested, response pending
3/20/2020	Gaurav Gollerkeri	$ 500.00	$ -	Disclosure requested, response pending
3/20/2020	Colin Beighley	$ 500.00	$ -	Disclosure requested, response pending
3/20/2020	Kyle Petrovich	$ 300.00	$ -	Disclosure requested, response pending
3/20/2020	Amanda Eller	$ 300.00	$ -	Disclosure requested, response pending
3/20/2020	Maliha Khan and Alan Cordova	$ 250.00	$ -	Disclosure requested, response pending
3/20/2020	Patricia Perozo	$ 250.00	$ -	Disclosure requested, response pending
3/20/2020	Claire Markham	$ 200.00	$ -	Disclosure requested, response pending
3/20/2020	Amy Jiang	$ 200.00	$ -	Disclosure requested, response pending
3/20/2020	Randall Maycock	$ 180.00	$ -	Disclosure requested, response pending
3/20/2020	Bingxin Zhang	$ 150.00	$ -	Disclosure requested, response pending
3/20/2020	Kamryn Claridge	$ 110.00	$ -	Disclosure requested, response pending
3/20/2020	Sean M Kane	$ 100.00	$ -	N/A - Financial interest disclosure not required for donations $100 and under
3/20/2020	Sylvia Irene Sroba	$ 100.00	$ -	N/A - Financial interest disclosure not required for donations $100 and under

Give2SF Monetary Donations Received Through 9/30/2020

Gift Date	Donor Name	Donation Amount		Financial Interest With the City
		Directly by Give2SF	Through SF Foundation	
3/20/2020	The Schnouies	$ 100.00	$ -	N/A - Financial interest disclosure not required for donations $100 and under
3/20/2020	Neha Batra	$ 100.00	$ -	N/A - Financial interest disclosure not required for donations $100 and under
3/20/2020	Sharon Coone	$ 100.00	$ -	N/A - Financial interest disclosure not required for donations $100 and under
3/20/2020	Neil House III	$ 100.00	$ -	N/A - Financial interest disclosure not required for donations $100 and under
3/20/2020	Diana Tsao	$ 100.00	$ -	N/A - Financial interest disclosure not required for donations $100 and under
3/20/2020	Ruud Visser	$ 100.00	$ -	N/A - Financial interest disclosure not required for donations $100 and under
3/20/2020	Volley Inc	$ 100.00	$ -	N/A - Financial interest disclosure not required for donations $100 and under
3/20/2020	Eric Chun	$ 100.00	$ -	N/A - Financial interest disclosure not required for donations $100 and under
3/20/2020	Nancy Pan	$ 100.00	$ -	N/A - Financial interest disclosure not required for donations $100 and under
3/20/2020	Vaishali K Mullapudi	$ 100.00	$ -	N/A - Financial interest disclosure not required for donations $100 and under
3/20/2020	Andrew Scarani	$ 50.00	$ -	N/A - Financial interest disclosure not required for donations $100 and under
3/20/2020	Chloe Aftel	$ 50.00	$ -	N/A - Financial interest disclosure not required for donations $100 and under
3/20/2020	Michael Young	$ 50.00	$ -	N/A - Financial interest disclosure not required for donations $100 and under
3/20/2020	Christopher Shewchuck	$ 50.00	$ -	N/A - Financial interest disclosure not required for donations $100 and under
3/20/2020	Emily R McNab	$ 50.00	$ -	N/A - Financial interest disclosure not required for donations $100 and under
3/20/2020	Samuel and Rebecca Garfield	$ 50.00	$ -	N/A - Financial interest disclosure not required for donations $100 and under
3/20/2020	Elizabeth Reid	$ 50.00	$ -	N/A - Financial interest disclosure not required for donations $100 and under
3/20/2020	Jean Dere	$ 50.00	$ -	N/A - Financial interest disclosure not required for donations $100 and under
3/20/2020	Liezel Cruz Family	$ 50.00	$ -	N/A - Financial interest disclosure not required for donations $100 and under
3/20/2020	Catherine Jue	$ 50.00	$ -	N/A - Financial interest disclosure not required for donations $100 and under
3/20/2020	Jue Zou	$ 50.00	$ -	N/A - Financial interest disclosure not required for donations $100 and under
3/20/2020	Rafaela De Oliveira	$ 50.00	$ -	N/A - Financial interest disclosure not required for donations $100 and under
3/20/2020	Valerie Stevens	$ 25.00	$ -	N/A - Financial interest disclosure not required for donations $100 and under
3/20/2020	Ralph Richart	$ 20.00	$ -	N/A - Financial interest disclosure not required for donations $100 and under
3/20/2020	Alyssa M Lim	$ 20.00	$ -	N/A - Financial interest disclosure not required for donations $100 and under
3/20/2020	Matt Zwicky	$ 20.00	$ -	N/A - Financial interest disclosure not required for donations $100 and under
3/20/2020	Jeannine Fleck	$ 5.00	$ -	N/A - Financial interest disclosure not required for donations $100 and under
3/19/2020	John Stedman	$ 2,000.00	$ -	Disclosure requested, response pending
3/19/2020	Michael Rolig	$ 1,000.00	$ -	Disclosure requested, response pending
3/19/2020	Snuller and Erika Price	$ 1,000.00	$ -	Disclosure requested, response pending
3/19/2020	Jordan Rose	$ 500.00	$ -	Disclosure requested, response pending
3/19/2020	Leila M Dwight	$ 500.00	$ -	Disclosure requested, response pending
3/19/2020	Hayley N Gross	$ 300.00	$ -	Disclosure requested, response pending
3/19/2020	Stewart Mandel	$ 250.00	$ -	Disclosure requested, response pending
3/19/2020	Mark F Taylor	$ 250.00	$ -	Disclosure requested, response pending
3/19/2020	Doug and Ellen Kahn	$ 250.00	$ -	Disclosure requested, response pending
3/19/2020	Justin Durack	$ 250.00	$ -	Disclosure requested, response pending
3/19/2020	Wey Family	$ 250.00	$ -	Disclosure requested, response pending
3/19/2020	Sangmin Lee	$ 200.00	$ -	Disclosure requested, response pending
3/19/2020	Alexandra Wong	$ 200.00	$ -	Disclosure requested, response pending
3/19/2020	Guannan Shi	$ 200.00	$ -	Disclosure requested, response pending
3/19/2020	Kirsten and Chris Byron	$ 200.00	$ -	Disclosure requested, response pending

Give2SF Monetary Donations Received Through 9/30/2020

Gift Date	Donor Name	Donation Amount		Financial Interest With the City
		Directly by Give2SF	Through SF Foundation	
3/19/2020	Ben Neumann	$ 200.00	$ -	Disclosure requested, response pending
3/19/2020	Nana Kofi K Ohene-Adu	$ 200.00	$ -	Disclosure requested, response pending
3/19/2020	Melanie Day	$ 200.00	$ -	Disclosure requested, response pending
3/19/2020	Peter L Vliet	$ 150.00	$ -	Disclosure requested, response pending
3/19/2020	Joanna Ga Wah Gee	$ 150.00	$ -	Disclosure requested, response pending
3/19/2020	Michael Holmes	$ 125.00	$ -	Disclosure requested, response pending
3/19/2020	Vanessa Ginman	$ 100.00	$ -	N/A - Financial interest disclosure not required for donations $100 and under
3/19/2020	Maria S Chang	$ 100.00	$ -	N/A - Financial interest disclosure not required for donations $100 and under
3/19/2020	Cameron J Lencki	$ 100.00	$ -	N/A - Financial interest disclosure not required for donations $100 and under
3/19/2020	Colleen Chung	$ 100.00	$ -	N/A - Financial interest disclosure not required for donations $100 and under
3/19/2020	Grace Sakoda	$ 100.00	$ -	N/A - Financial interest disclosure not required for donations $100 and under
3/19/2020	Cory Bennett	$ 100.00	$ -	N/A - Financial interest disclosure not required for donations $100 and under
3/19/2020	Kristan Frankel	$ 100.00	$ -	N/A - Financial interest disclosure not required for donations $100 and under
3/19/2020	Sonia Lawrence	$ 100.00	$ -	N/A - Financial interest disclosure not required for donations $100 and under
3/19/2020	Carl Stein	$ 100.00	$ -	N/A - Financial interest disclosure not required for donations $100 and under
3/19/2020	Menaka Fernando	$ 100.00	$ -	N/A - Financial interest disclosure not required for donations $100 and under
3/19/2020	Amy Chen	$ 100.00	$ -	N/A - Financial interest disclosure not required for donations $100 and under
3/19/2020	Emily McLinden	$ 100.00	$ -	N/A - Financial interest disclosure not required for donations $100 and under
3/19/2020	Christiana Lackner	$ 100.00	$ -	N/A - Financial interest disclosure not required for donations $100 and under
3/19/2020	Zach Thigpen	$ 100.00	$ -	N/A - Financial interest disclosure not required for donations $100 and under
3/19/2020	Alice Zheng	$ 100.00	$ -	N/A - Financial interest disclosure not required for donations $100 and under
3/19/2020	Eric Chong	$ 100.00	$ -	N/A - Financial interest disclosure not required for donations $100 and under
3/19/2020	Liam Pedersen	$ 100.00	$ -	N/A - Financial interest disclosure not required for donations $100 and under
3/19/2020	Sheila Vergara and Elkin Chacon	$ 100.00	$ -	N/A - Financial interest disclosure not required for donations $100 and under
3/19/2020	Susan J Adams	$ 100.00	$ -	N/A - Financial interest disclosure not required for donations $100 and under
3/19/2020	Rodrigo Manubens	$ 100.00	$ -	N/A - Financial interest disclosure not required for donations $100 and under
3/19/2020	Katherine Lohec	$ 100.00	$ -	N/A - Financial interest disclosure not required for donations $100 and under
3/19/2020	Ruth Sappelt	$ 99.00	$ -	N/A - Financial interest disclosure not required for donations $100 and under
3/19/2020	Alexander Kumamoto	$ 50.00	$ -	N/A - Financial interest disclosure not required for donations $100 and under
3/19/2020	Louis M Goudeaui	$ 50.00	$ -	N/A - Financial interest disclosure not required for donations $100 and under
3/19/2020	Samantha Harrington	$ 50.00	$ -	N/A - Financial interest disclosure not required for donations $100 and under
3/19/2020	Corey Vernon	$ 50.00	$ -	N/A - Financial interest disclosure not required for donations $100 and under
3/19/2020	Monique Gannon	$ 40.00	$ -	N/A - Financial interest disclosure not required for donations $100 and under
3/19/2020	Da-Yup Kim	$ 40.00	$ -	N/A - Financial interest disclosure not required for donations $100 and under
3/19/2020	April Gaudette	$ 25.00	$ -	N/A - Financial interest disclosure not required for donations $100 and under
3/19/2020	Natasha Dimond	$ 25.00	$ -	N/A - Financial interest disclosure not required for donations $100 and under
3/19/2020	Christina Pluta	$ 25.00	$ -	N/A - Financial interest disclosure not required for donations $100 and under

Give2SF Monetary Donations Received Through 9/30/2020

Gift Date	Donor Name	Donation Amount		Financial Interest With the City
		Directly by Give2SF	Through SF Foundation	
3/19/2020	Cheryl Contee	$ 20.00	$ -	N/A - Financial interest disclosure not required for donations $100 and under
3/19/2020	Annemaria Breaux	$ 20.00	$ -	N/A - Financial interest disclosure not required for donations $100 and under
3/18/2020	Team Elbogen	$ 3,000.00	$ -	Disclosure requested, response pending
3/18/2020	Rica Santos	$ 1,000.00	$ -	Disclosure requested, response pending
3/18/2020	John Robinson	$ 1,000.00	$ -	Disclosure requested, response pending
3/18/2020	Craig and Lorraine Mautner	$ 1,000.00	$ -	Disclosure requested, response pending
3/18/2020	The Hatfield Family	$ 1,000.00	$ -	Disclosure requested, response pending
3/18/2020	Paul Mandel	$ 1,000.00	$ -	Disclosure requested, response pending
3/18/2020	Caption Health	$ 600.00	$ -	Disclosure requested, response pending
3/18/2020	Michael Zhang	$ 500.00	$ -	Disclosure requested, response pending
3/18/2020	Sarah Chan	$ 500.00	$ -	Disclosure requested, response pending
3/18/2020	Lisa Lin	$ 400.00	$ -	Disclosure requested, response pending
3/18/2020	Nira Pandya and Neel Iyer	$ 350.00	$ -	Disclosure requested, response pending
3/18/2020	Schulkin Family	$ 300.00	$ -	Disclosure requested, response pending
3/18/2020	Aileen Appe	$ 300.00	$ -	Disclosure requested, response pending
3/18/2020	Patty Kong and Philippe Fossier	$ 300.00	$ -	Disclosure requested, response pending
3/18/2020	Vivien Nguyen	$ 300.00	$ -	Disclosure requested, response pending
3/18/2020	Elliot Kendall	$ 250.00	$ -	Disclosure requested, response pending
3/18/2020	Charlotte and Tyler Will	$ 250.00	$ -	Disclosure requested, response pending
3/18/2020	Jonathan Eldridge	$ 250.00	$ -	Disclosure requested, response pending
3/18/2020	Ana Gardea and Zac Cox	$ 250.00	$ -	Disclosure requested, response pending
3/18/2020	Cynthia and Adi Berglez	$ 200.00	$ -	Disclosure requested, response pending
3/18/2020	Atrejo Patridge	$ 200.00	$ -	Disclosure requested, response pending
3/18/2020	Swaroop Jagadish	$ 200.00	$ -	Disclosure requested, response pending
3/18/2020	Jaclyn H Prange	$ 150.00	$ -	Disclosure requested, response pending
3/18/2020	Gary and Linda Zellerbach	$ 150.00	$ -	Disclosure requested, response pending
3/18/2020	Philip Chu and Corinna Lee	$ 150.00	$ -	Disclosure requested, response pending
3/18/2020	Emily Martinez	$ 125.00	$ -	Disclosure requested, response pending
3/18/2020	Ryan Ryan	$ 110.00	$ -	Disclosure requested, response pending
3/18/2020	Elizabeth Hamel	$ 100.00	$ -	N/A - Financial interest disclosure not required for donations $100 and under
3/18/2020	Nicole Appleton	$ 100.00	$ -	N/A - Financial interest disclosure not required for donations $100 and under
3/18/2020	Won Jun Bae	$ 100.00	$ -	N/A - Financial interest disclosure not required for donations $100 and under
3/18/2020	Hannah Schlacter	$ 100.00	$ -	N/A - Financial interest disclosure not required for donations $100 and under
3/18/2020	Tito and Sharon Piansay	$ 100.00	$ -	N/A - Financial interest disclosure not required for donations $100 and under
3/18/2020	Lindsey Hogg	$ 100.00	$ -	N/A - Financial interest disclosure not required for donations $100 and under
3/18/2020	Juanjuan Han	$ 100.00	$ -	N/A - Financial interest disclosure not required for donations $100 and under
3/18/2020	Jennifer A Plath	$ 100.00	$ -	N/A - Financial interest disclosure not required for donations $100 and under
3/18/2020	Lara K Owen	$ 100.00	$ -	N/A - Financial interest disclosure not required for donations $100 and under
3/18/2020	Yejin Kwon	$ 100.00	$ -	N/A - Financial interest disclosure not required for donations $100 and under
3/18/2020	Sarah Maisel	$ 100.00	$ -	N/A - Financial interest disclosure not required for donations $100 and under
3/18/2020	Jonathan Meade	$ 100.00	$ -	N/A - Financial interest disclosure not required for donations $100 and under
3/18/2020	Rachel Hill	$ 100.00	$ -	Disclosure requested, response pending
3/18/2020	Glennis Coursey	$ 100.00	$ -	N/A - Financial interest disclosure not required for donations $100 and under
3/18/2020	Joseph and Margaret Ciarallo	$ 100.00	$ -	N/A - Financial interest disclosure not required for donations $100 and under
3/18/2020	Catherine and Trey House	$ 100.00	$ -	N/A - Financial interest disclosure not required for donations $100 and under
3/18/2020	Leonore Ralston	$ 100.00	$ -	N/A - Financial interest disclosure not required for donations $100 and under
3/18/2020	Luanne Sequeira	$ 100.00	$ -	N/A - Financial interest disclosure not required for donations $100 and under
3/18/2020	Bill Smullin	$ 100.00	$ -	N/A - Financial interest disclosure not required for donations $100 and under

Give2SF Monetary Donations Received Through 9/30/2020

Gift Date	Donor Name	Donation Amount		Financial Interest With the City
		Directly by Give2SF	Through SF Foundation	
3/18/2020	Molly Alarcon	$ 100.00	$ -	N/A - Financial interest disclosure not required for donations $100 and under
3/18/2020	Helen Ung	$ 100.00	$ -	N/A - Financial interest disclosure not required for donations $100 and under
3/18/2020	Jaosn Goodman	$ 100.00	$ -	N/A - Financial interest disclosure not required for donations $100 and under
3/18/2020	Patrick L Canfield	$ 100.00	$ -	N/A - Financial interest disclosure not required for donations $100 and under
3/18/2020	Shantha Condamoor	$ 100.00	$ -	N/A - Financial interest disclosure not required for donations $100 and under
3/18/2020	Nikrad Mahdi	$ 100.00	$ -	N/A - Financial interest disclosure not required for donations $100 and under
3/18/2020	Ingfei Chen	$ 75.00	$ -	N/A - Financial interest disclosure not required for donations $100 and under
3/18/2020	Alexander S Majercik	$ 50.00	$ -	N/A - Financial interest disclosure not required for donations $100 and under
3/18/2020	Nicole Glabinski	$ 50.00	$ -	N/A - Financial interest disclosure not required for donations $100 and under
3/18/2020	Yash Kshirsagar	$ 50.00	$ -	N/A - Financial interest disclosure not required for donations $100 and under
3/18/2020	Kathryn Garner	$ 50.00	$ -	N/A - Financial interest disclosure not required for donations $100 and under
3/18/2020	Liz Catalano	$ 50.00	$ -	N/A - Financial interest disclosure not required for donations $100 and under
3/18/2020	Paul Chu	$ 50.00	$ -	N/A - Financial interest disclosure not required for donations $100 and under
3/18/2020	Jazmine Applin	$ 50.00	$ -	N/A - Financial interest disclosure not required for donations $100 and under
3/18/2020	Eric Constantin	$ 50.00	$ -	N/A - Financial interest disclosure not required for donations $100 and under
3/18/2020	Zachary M Subin	$ 50.00	$ -	N/A - Financial interest disclosure not required for donations $100 and under
3/18/2020	Ozge Islegen	$ 50.00	$ -	N/A - Financial interest disclosure not required for donations $100 and under
3/18/2020	Helen Resor	$ 50.00	$ -	N/A - Financial interest disclosure not required for donations $100 and under
3/18/2020	Rachel Hsu	$ 50.00	$ -	N/A - Financial interest disclosure not required for donations $100 and under
3/18/2020	Marissa Phillips	$ 25.00	$ -	N/A - Financial interest disclosure not required for donations $100 and under
3/18/2020	Pierce Street SF, LLC	$ 25.00	$ -	N/A - Financial interest disclosure not required for donations $100 and under
3/18/2020	Scott Numamoto	$ 25.00	$ -	N/A - Financial interest disclosure not required for donations $100 and under
3/18/2020	Jared Erondu	$ 25.00	$ -	N/A - Financial interest disclosure not required for donations $100 and under
3/18/2020	David Nolan	$ 20.00	$ -	N/A - Financial interest disclosure not required for donations $100 and under
3/18/2020	Nathaniel Stanley	$ 20.00	$ -	N/A - Financial interest disclosure not required for donations $100 and under
3/17/2020	The Hansma Family	$ 10,000.00	$ -	Disclosure requested, response pending
3/17/2020	Glynn Capital	$ 5,000.00	$ -	Disclosure requested, response pending
3/17/2020	Britt H Evangelist	$ 2,000.00	$ -	Disclosure requested, response pending
3/17/2020	Steven Chang	$ 1,000.00	$ -	Disclosure requested, response pending
3/17/2020	Eric Koslow	$ 1,000.00	$ -	Disclosure requested, response pending
3/17/2020	Andrew L Perito	$ 1,000.00	$ -	Disclosure requested, response pending
3/17/2020	Evan McCulloch	$ 1,000.00	$ -	Disclosure requested, response pending
3/17/2020	Charles Fisher and Chelsea Childs	$ 1,000.00	$ -	Disclosure requested, response pending
3/17/2020	Faya Peng	$ 500.00	$ -	Disclosure requested, response pending
3/17/2020	Elizabeth Mumm Meier	$ 500.00	$ -	Disclosure requested, response pending
3/17/2020	Victor Smith	$ 500.00	$ -	Disclosure requested, response pending
3/17/2020	Kumar Family	$ 500.00	$ -	Disclosure requested, response pending
3/17/2020	Kendra Byrne and McLean Echlin	$ 500.00	$ -	Disclosure requested, response pending
3/17/2020	Aaron Pigeon and Emily Olson	$ 500.00	$ -	Disclosure requested, response pending
3/17/2020	Sean Engel	$ 500.00	$ -	Disclosure requested, response pending
3/17/2020	Justyna Janczyszyn	$ 300.00	$ -	Disclosure requested, response pending
3/17/2020	Sean D Childers	$ 300.00	$ -	Disclosure requested, response pending
3/17/2020	Samantha Jane Bennett	$ 300.00	$ -	Disclosure requested, response pending
3/17/2020	Stacey Baradit	$ 300.00	$ -	Disclosure requested, response pending

Give2SF Monetary Donations Received Through 9/30/2020

Gift Date	Donor Name	Donation Amount		Financial Interest With the City
		Directly by Give2SF	Through SF Foundation	
3/17/2020	Kristin Leung	$ 270.00	$ -	Disclosure requested, response pending
3/17/2020	Theodore Kwong	$ 250.00	$ -	Disclosure requested, response pending
3/17/2020	Yoo-Yoo Yeh	$ 250.00	$ -	Disclosure requested, response pending
3/17/2020	Colleen McGinnis	$ 250.00	$ -	Disclosure requested, response pending
3/17/2020	Michel Louis Alexander	$ 250.00	$ -	Disclosure requested, response pending
3/17/2020	Marivel Nicolas	$ 250.00	$ -	Disclosure requested, response pending
3/17/2020	Dennis A Antenore	$ 250.00	$ -	Disclosure requested, response pending
3/17/2020	Greg and Stephanie Rewis	$ 250.00	$ -	Disclosure requested, response pending
3/17/2020	Guillaume Forget and Francisco Rodrigues	$ 250.00	$ -	Disclosure requested, response pending
3/17/2020	William E Reeves	$ 250.00	$ -	Disclosure requested, response pending
3/17/2020	Paul Supawanich and Catherine Covington	$ 250.00	$ -	Disclosure requested, response pending
3/17/2020	Sarah Chung	$ 200.00	$ -	Disclosure requested, response pending
3/17/2020	Andrew Gibiansky	$ 200.00	$ -	Disclosure requested, response pending
3/17/2020	Lauran Bradley Johnson	$ 200.00	$ -	Disclosure requested, response pending
3/17/2020	Pauli Lieponis and Ashley Hodges	$ 200.00	$ -	Disclosure requested, response pending
3/17/2020	Craig Weibel	$ 200.00	$ -	Disclosure requested, response pending
3/17/2020	Andrew Stanek	$ 200.00	$ -	Disclosure requested, response pending
3/17/2020	Danielle Bogaards	$ 200.00	$ -	Disclosure requested, response pending
3/17/2020	Elizabeth Wang and Thomas Yohannan	$ 200.00	$ -	Disclosure requested, response pending
3/17/2020	Amanda Morgan	$ 200.00	$ -	Disclosure requested, response pending
3/17/2020	Akash Mohanty	$ 200.00	$ -	Disclosure requested, response pending
3/17/2020	Holly Friel	$ 175.00	$ -	Disclosure requested, response pending
3/17/2020	Denise E Lee	$ 150.00	$ -	Disclosure requested, response pending
3/17/2020	Paul Bien and Karen Nakasato	$ 150.00	$ -	Disclosure requested, response pending
3/17/2020	Pedro Ortez	$ 150.00	$ -	Disclosure requested, response pending
3/17/2020	The Enrights	$ 150.00	$ -	Disclosure requested, response pending
3/17/2020	Leslie Simon	$ 150.00	$ -	Disclosure requested, response pending
3/17/2020	Brooke L Peterson	$ 150.00	$ -	Disclosure requested, response pending
3/17/2020	Jessica Nolan	$ 150.00	$ -	Disclosure requested, response pending
3/17/2020	Anna Andresian	$ 150.00	$ -	Disclosure requested, response pending
3/17/2020	George Koster	$ 150.00	$ -	Disclosure requested, response pending
3/17/2020	Long Ouyang	$ 101.69	$ -	Disclosure requested, response pending
3/17/2020	Tachtech	$ 101.00	$ -	Disclosure requested, response pending
3/17/2020	Bezhou Feng	$ 100.00	$ -	N/A - Financial interest disclosure not required for donations $100 and under
3/17/2020	The Lees	$ 100.00	$ -	N/A - Financial interest disclosure not required for donations $100 and under
3/17/2020	Aaron Lapierre	$ 100.00	$ -	N/A - Financial interest disclosure not required for donations $100 and under
3/17/2020	Brynne Henn	$ 100.00	$ -	N/A - Financial interest disclosure not required for donations $100 and under
3/17/2020	Kimberly Johnson	$ 100.00	$ -	N/A - Financial interest disclosure not required for donations $100 and under
3/17/2020	Devon, Amy and Bennett Wilson	$ 100.00	$ -	N/A - Financial interest disclosure not required for donations $100 and under
3/17/2020	James and Rosalind Johnson and Family	$ 100.00	$ -	Disclosure requested, response pending
3/17/2020	Gulabi Rajasekar	$ 100.00	$ -	N/A - Financial interest disclosure not required for donations $100 and under
3/17/2020	Kathryn M Jereza	$ 100.00	$ -	Disclosure requested, response pending
3/17/2020	Sarah Murphy	$ 100.00	$ -	N/A - Financial interest disclosure not required for donations $100 and under
3/17/2020	Samara Flug	$ 100.00	$ -	N/A - Financial interest disclosure not required for donations $100 and under
3/17/2020	Mehmet C Anbarlilar	$ 100.00	$ -	N/A - Financial interest disclosure not required for donations $100 and under
3/17/2020	Suhas Deshpande	$ 100.00	$ -	N/A - Financial interest disclosure not required for donations $100 and under
3/17/2020	Danan Barnett	$ 100.00	$ -	N/A - Financial interest disclosure not required for donations $100 and under
3/17/2020	Minyoung Chun	$ 100.00	$ -	N/A - Financial interest disclosure not required for donations $100 and under
3/17/2020	Katherine Meng	$ 100.00	$ -	N/A - Financial interest disclosure not required for donations $100 and under
3/17/2020	Bianca Buckridee	$ 100.00	$ -	N/A - Financial interest disclosure not required for donations $100 and under
3/17/2020	Christoph Christoph	$ 100.00	$ -	N/A - Financial interest disclosure not required for donations $100 and under
3/17/2020	Zofia M Burr	$ 100.00	$ -	N/A - Financial interest disclosure not required for donations $100 and under

Give2SF Monetary Donations Received Through 9/30/2020

Gift Date	Donor Name	Donation Amount		Financial Interest With the City
		Directly by Give2SF	Through SF Foundation	
3/17/2020	Elizabeth A Joyce	$ 100.00	$ -	N/A - Financial interest disclosure not required for donations $100 and under
3/17/2020	Michael R Petrick	$ 100.00	$ -	N/A - Financial interest disclosure not required for donations $100 and under
3/17/2020	Terrence B Jenkins	$ 100.00	$ -	N/A - Financial interest disclosure not required for donations $100 and under
3/17/2020	Aashna Mago	$ 100.00	$ -	N/A - Financial interest disclosure not required for donations $100 and under
3/17/2020	Bronwen Marshall-Bass	$ 100.00	$ -	N/A - Financial interest disclosure not required for donations $100 and under
3/17/2020	Kendra Wong Morrison	$ 100.00	$ -	N/A - Financial interest disclosure not required for donations $100 and under
3/17/2020	Leah Jackson	$ 100.00	$ -	Disclosure requested, response pending
3/17/2020	Lucy Dotson	$ 100.00	$ -	N/A - Financial interest disclosure not required for donations $100 and under
3/17/2020	Jennifer Anderson	$ 100.00	$ -	N/A - Financial interest disclosure not required for donations $100 and under
3/17/2020	Faith H Yi	$ 100.00	$ -	N/A - Financial interest disclosure not required for donations $100 and under
3/17/2020	Elizabeth Burl	$ 100.00	$ -	N/A - Financial interest disclosure not required for donations $100 and under
3/17/2020	David Tsai	$ 100.00	$ -	N/A - Financial interest disclosure not required for donations $100 and under
3/17/2020	Dale A Martin	$ 100.00	$ -	N/A - Financial interest disclosure not required for donations $100 and under
3/17/2020	Lyndsay Murrow	$ 100.00	$ -	N/A - Financial interest disclosure not required for donations $100 and under
3/17/2020	Roberto Lopez and Martha Mellblom	$ 100.00	$ -	N/A - Financial interest disclosure not required for donations $100 and under
3/17/2020	Rebecca Archer	$ 100.00	$ -	N/A - Financial interest disclosure not required for donations $100 and under
3/17/2020	Ryan Biggs	$ 100.00	$ -	N/A - Financial interest disclosure not required for donations $100 and under
3/17/2020	Kristie Kooken	$ 100.00	$ -	Disclosure requested, response pending
3/17/2020	Lisa Ratner	$ 100.00	$ -	N/A - Financial interest disclosure not required for donations $100 and under
3/17/2020	William Lee	$ 100.00	$ -	N/A - Financial interest disclosure not required for donations $100 and under
3/17/2020	Kathryn Pulaski	$ 100.00	$ -	N/A - Financial interest disclosure not required for donations $100 and under
3/17/2020	Stuebe Family	$ 100.00	$ -	N/A - Financial interest disclosure not required for donations $100 and under
3/17/2020	Wendy Bear	$ 100.00	$ -	N/A - Financial interest disclosure not required for donations $100 and under
3/17/2020	Sabeena Pradhan	$ 100.00	$ -	N/A - Financial interest disclosure not required for donations $100 and under
3/17/2020	Mara Raider	$ 100.00	$ -	N/A - Financial interest disclosure not required for donations $100 and under
3/17/2020	Zahyaan M Adnan, Asif M Adnan, Farhana Tasneem	$ 100.00	$ -	N/A - Financial interest disclosure not required for donations $100 and under
3/17/2020	Kaleb Tseo	$ 100.00	$ -	N/A - Financial interest disclosure not required for donations $100 and under
3/17/2020	Cristiano Ceccarelli	$ 100.00	$ -	N/A - Financial interest disclosure not required for donations $100 and under
3/17/2020	Meredith Johnson	$ 100.00	$ -	N/A - Financial interest disclosure not required for donations $100 and under
3/17/2020	Nirav Nikunj Patel	$ 100.00	$ -	N/A - Financial interest disclosure not required for donations $100 and under
3/17/2020	The Prodehl Family	$ 100.00	$ -	N/A - Financial interest disclosure not required for donations $100 and under
3/17/2020	Joanna Goldin	$ 75.00	$ -	N/A - Financial interest disclosure not required for donations $100 and under
3/17/2020	Jennifer Suen	$ 50.00	$ -	N/A - Financial interest disclosure not required for donations $100 and under
3/17/2020	Katherine Obrien	$ 50.00	$ -	N/A - Financial interest disclosure not required for donations $100 and under
3/17/2020	Clement Canonne	$ 50.00	$ -	N/A - Financial interest disclosure not required for donations $100 and under

Give2SF Monetary Donations Received Through 9/30/2020

Gift Date	Donor Name	Donation Amount		Financial Interest With the City
		Directly by Give2SF	Through SF Foundation	
3/17/2020	Nadine Carole	$ 50.00	$ -	N/A - Financial interest disclosure not required for donations $100 and under
3/17/2020	Amar Chokshi	$ 50.00	$ -	N/A - Financial interest disclosure not required for donations $100 and under
3/17/2020	Casey Jung	$ 50.00	$ -	N/A - Financial interest disclosure not required for donations $100 and under
3/17/2020	Carol R Langbort	$ 50.00	$ -	N/A - Financial interest disclosure not required for donations $100 and under
3/17/2020	May Stearman	$ 50.00	$ -	N/A - Financial interest disclosure not required for donations $100 and under
3/17/2020	Puthita Wacharasin	$ 50.00	$ -	N/A - Financial interest disclosure not required for donations $100 and under
3/17/2020	Chester Hitz	$ 50.00	$ -	N/A - Financial interest disclosure not required for donations $100 and under
3/17/2020	Phuong L Vu	$ 50.00	$ -	N/A - Financial interest disclosure not required for donations $100 and under
3/17/2020	Kelly Murphy	$ 50.00	$ -	N/A - Financial interest disclosure not required for donations $100 and under
3/17/2020	Aamna Dhillon	$ 50.00	$ -	N/A - Financial interest disclosure not required for donations $100 and under
3/17/2020	Preethi Vijaykrishnan	$ 50.00	$ -	N/A - Financial interest disclosure not required for donations $100 and under
3/17/2020	Brenna Marketello	$ 50.00	$ -	N/A - Financial interest disclosure not required for donations $100 and under
3/17/2020	Judith F Leff	$ 36.00	$ -	N/A - Financial interest disclosure not required for donations $100 and under
3/17/2020	Clio A Korn	$ 35.00	$ -	N/A - Financial interest disclosure not required for donations $100 and under
3/17/2020	Jordan Rozsa	$ 25.00	$ -	N/A - Financial interest disclosure not required for donations $100 and under
3/17/2020	Kathryn MacDonald	$ 25.00	$ -	N/A - Financial interest disclosure not required for donations $100 and under
3/17/2020	Alisha Mowder	$ 20.00	$ -	N/A - Financial interest disclosure not required for donations $100 and under
3/17/2020	Bethany S Campos	$ 20.00	$ -	N/A - Financial interest disclosure not required for donations $100 and under
3/17/2020	Isaac Jacobs-Gomes	$ 20.00	$ -	N/A - Financial interest disclosure not required for donations $100 and under
3/17/2020	Namrita Singh Mathew	$ 15.00	$ -	N/A - Financial interest disclosure not required for donations $100 and under
3/17/2020	Jeannine Fleck	$ 10.00	$ -	N/A - Financial interest disclosure not required for donations $100 and under
3/17/2020	Ryan Davids	$ 5.00	$ -	N/A - Financial interest disclosure not required for donations $100 and under
3/16/2020	Sahil Shah	$ 6,000.00	$ -	Disclosure requested, response pending
3/16/2020	Frederick B Zamore	$ 5,000.00	$ -	Disclosure requested, response pending
3/16/2020	Justin Wyckoff	$ 5,000.00	$ -	Disclosure requested, response pending
3/16/2020	Jessica Hilberman and Katrina Reid	$ 2,500.00	$ -	Disclosure requested, response pending
3/16/2020	Daniel Byrd	$ 2,000.00	$ -	Disclosure requested, response pending
3/16/2020	Kent and Lauren Goldman	$ 1,500.00	$ -	Disclosure requested, response pending
3/16/2020	Alberto Gobbi and Man-Ling Lee	$ 1,000.00	$ -	Disclosure requested, response pending
3/16/2020	Fiona Parker-Givens and Rob Hayes	$ 1,000.00	$ -	Disclosure requested, response pending
3/16/2020	Wally and Gretchen Cheng	$ 1,000.00	$ -	Disclosure requested, response pending
3/16/2020	Melanie Subbiah	$ 1,000.00	$ -	Disclosure requested, response pending
3/16/2020	Brian Singerman	$ 1,000.00	$ -	Disclosure requested, response pending
3/16/2020	Aestek Consulting	$ 1,000.00	$ -	Disclosure requested, response pending
3/16/2020	Moira Burke	$ 1,000.00	$ -	Disclosure requested, response pending
3/16/2020	Lucy Farey-Jones	$ 1,000.00	$ -	Disclosure requested, response pending
3/16/2020	Matthew Chanoff	$ 1,000.00	$ -	Disclosure requested, response pending
3/16/2020	Margaret R Wrensch	$ 1,000.00	$ -	Disclosure requested, response pending
3/16/2020	Christopher Tuttle	$ 1,000.00	$ -	Disclosure requested, response pending
3/16/2020	Brett Bukowski	$ 1,000.00	$ -	Disclosure requested, response pending
3/16/2020	Mehul Kar	$ 1,000.00	$ -	Disclosure requested, response pending
3/16/2020	John F. Moroney	$ 1,000.00	$ -	Disclosure requested, response pending
3/16/2020	Catherine Izard	$ 1,000.00	$ -	Disclosure requested, response pending
3/16/2020	Tony Gonzales	$ 1,000.00	$ -	Disclosure requested, response pending
3/16/2020	Vera Wasacz	$ 1,000.00	$ -	Disclosure requested, response pending
3/16/2020	Ted and Grace Benson	$ 1,000.00	$ -	Disclosure requested, response pending
3/16/2020	Rebecca and Aaron Newton	$ 1,000.00	$ -	Disclosure requested, response pending

Give2SF Monetary Donations Received Through 9/30/2020

Gift Date	Donor Name	Donation Amount		Financial Interest With the City
		Directly by Give2SF	Through SF Foundation	
3/16/2020	Meena Lin	$ 1,000.00	$ -	Disclosure requested, response pending
3/16/2020	Kathleen Odowd	$ 1,000.00	$ -	Disclosure requested, response pending
3/16/2020	Jean Yang	$ 1,000.00	$ -	Disclosure requested, response pending
3/16/2020	Andrew Schlaikjer	$ 1,000.00	$ -	Disclosure requested, response pending
3/16/2020	Kapanoglu Family	$ 1,000.00	$ -	Disclosure requested, response pending
3/16/2020	Frank Bailinson	$ 1,000.00	$ -	Disclosure requested, response pending
3/16/2020	Gaurav and Pujita Mathur	$ 1,000.00	$ -	Disclosure requested, response pending
3/16/2020	Jeffrey Tumlin	$ 1,000.00	$ -	Disclosure requested, response pending
3/16/2020	Vipul Prakash and Vanessa Hsu	$ 1,000.00	$ -	Disclosure requested, response pending
3/16/2020	Robert Hodsdon	$ 1,000.00	$ -	Disclosure requested, response pending
3/16/2020	Alexander Barth	$ 600.00	$ -	Disclosure requested, response pending
3/16/2020	Etgen-Kieber Foundation	$ 500.00	$ -	Disclosure requested, response pending
3/16/2020	The Leifer Family	$ 500.00	$ -	Disclosure requested, response pending
3/16/2020	Mary Thengvall	$ 500.00	$ -	Disclosure requested, response pending
3/16/2020	Natnael Getahun	$ 500.00	$ -	Disclosure requested, response pending
3/16/2020	Sanae Rosen	$ 500.00	$ -	Disclosure requested, response pending
3/16/2020	Amy Woodrum and Andrew Zloto	$ 500.00	$ -	Disclosure requested, response pending
3/16/2020	Adam Cue	$ 500.00	$ -	Disclosure requested, response pending
3/16/2020	Matthew Wagner	$ 500.00	$ -	Disclosure requested, response pending
3/16/2020	Victor Torres	$ 500.00	$ -	Disclosure requested, response pending
3/16/2020	James Barnes	$ 500.00	$ -	Disclosure requested, response pending
3/16/2020	Paul and Danice Fagin	$ 500.00	$ -	Disclosure requested, response pending
3/16/2020	Sabeek Pradhan	$ 500.00	$ -	Disclosure requested, response pending
3/16/2020	Caroline Fichtenberg	$ 500.00	$ -	Disclosure requested, response pending
3/16/2020	Cecily A Dumas	$ 500.00	$ -	Disclosure requested, response pending
3/16/2020	Mozhdeh Rastegar-Panah	$ 500.00	$ -	Disclosure requested, response pending
3/16/2020	Mary Lee and Reid Williams	$ 500.00	$ -	Disclosure requested, response pending
3/16/2020	Devon Turner and Christine Trac	$ 500.00	$ -	Disclosure requested, response pending
3/16/2020	Shir Yehoshua	$ 500.00	$ -	Disclosure requested, response pending
3/16/2020	Jesse Vaughan and Jennifer Ong Vaughan	$ 500.00	$ -	Disclosure requested, response pending
3/16/2020	Hao Zou	$ 500.00	$ -	Disclosure requested, response pending
3/16/2020	Granahan Law, P.C.	$ 500.00	$ -	Disclosure requested, response pending
3/16/2020	Shannon and Chris Terschluse	$ 500.00	$ -	Disclosure requested, response pending
3/16/2020	Edward Whitmore and Deborah Greenwood	$ 500.00	$ -	Disclosure requested, response pending
3/16/2020	Britt Williams and John Stallard	$ 500.00	$ -	Disclosure requested, response pending
3/16/2020	Brady J. Frey	$ 500.00	$ -	Disclosure requested, response pending
3/16/2020	Andrew Sutherland	$ 500.00	$ -	Disclosure requested, response pending
3/16/2020	Noelle Mabanta	$ 500.00	$ -	Disclosure requested, response pending
3/16/2020	Erica, Ava and Livi Desouza	$ 500.00	$ -	Disclosure requested, response pending
3/16/2020	Jeffrey Sarnat and Rebecca Schapiro	$ 500.00	$ -	Disclosure requested, response pending
3/16/2020	Cole Bennett	$ 500.00	$ -	Disclosure requested, response pending
3/16/2020	Gillian Yu	$ 500.00	$ -	Disclosure requested, response pending
3/16/2020	Susan Schwegman	$ 500.00	$ -	Disclosure requested, response pending
3/16/2020	Brian and Laura Millham	$ 500.00	$ -	Disclosure requested, response pending
3/16/2020	Amandeep Jawa and Kimberly Conley	$ 500.00	$ -	Disclosure requested, response pending
3/16/2020	Sarah Rogers and Bob Hillman	$ 500.00	$ -	Disclosure requested, response pending
3/16/2020	David L McIntosh	$ 500.00	$ -	Disclosure requested, response pending
3/16/2020	Kelli A Broin	$ 500.00	$ -	Disclosure requested, response pending
3/16/2020	Emily Angyal	$ 500.00	$ -	Disclosure requested, response pending
3/16/2020	Deborah Cooper	$ 450.00	$ -	Disclosure requested, response pending
3/16/2020	Katlin Smith	$ 300.00	$ -	Disclosure requested, response pending
3/16/2020	Jesse Charles Battalino	$ 300.00	$ -	Disclosure requested, response pending
3/16/2020	Sandeep Bhanot	$ 300.00	$ -	Disclosure requested, response pending
3/16/2020	Aimee Lucido	$ 300.00	$ -	Disclosure requested, response pending
3/16/2020	Doug Gravelle and Stephanie Kim	$ 300.00	$ -	Disclosure requested, response pending
3/16/2020	Deb Janowski and Umesh Kaushal	$ 300.00	$ -	Disclosure requested, response pending
3/16/2020	Gareth B Cross	$ 300.00	$ -	Disclosure requested, response pending
3/16/2020	Sayuri Dimitroff	$ 250.00	$ -	Disclosure requested, response pending
3/16/2020	Jacqueline Paige Stoermer	$ 250.00	$ -	Disclosure requested, response pending
3/16/2020	Enrique Family	$ 250.00	$ -	Disclosure requested, response pending
3/16/2020	Michael P Rabbitt	$ 250.00	$ -	Disclosure requested, response pending
3/16/2020	Kristin Fleming	$ 250.00	$ -	Disclosure requested, response pending
3/16/2020	Kevin and Heather Lutz	$ 250.00	$ -	Disclosure requested, response pending
3/16/2020	Sharon Wang and Peter Shiau	$ 250.00	$ -	Disclosure requested, response pending
3/16/2020	Matthew J Losardo	$ 250.00	$ -	Disclosure requested, response pending
3/16/2020	David Ross	$ 250.00	$ -	Disclosure requested, response pending
3/16/2020	Megan Chin	$ 250.00	$ -	Disclosure requested, response pending
3/16/2020	John R Murgia Jr	$ 250.00	$ -	Disclosure requested, response pending

Give2SF Monetary Donations Received Through 9/30/2020

Gift Date	Donor Name	Donation Amount		Financial Interest With the City
		Directly by Give2SF	Through SF Foundation	
3/16/2020	Sean P Cotter	$ 250.00	$ -	Disclosure requested, response pending
3/16/2020	Roz Leiser and Lee Guion	$ 250.00	$ -	Disclosure requested, response pending
3/16/2020	Truc Nguyen	$ 250.00	$ -	Disclosure requested, response pending
3/16/2020	The Limmons Family	$ 250.00	$ -	Disclosure requested, response pending
3/16/2020	Angelos Kottas and Phyra McCandless	$ 250.00	$ -	Disclosure requested, response pending
3/16/2020	Jeff Wallace	$ 250.00	$ -	Disclosure requested, response pending
3/16/2020	Carolyn Rundell	$ 250.00	$ -	Disclosure requested, response pending
3/16/2020	Ryan Hoyt	$ 250.00	$ -	Disclosure requested, response pending
3/16/2020	Nikolai Varnavski and Radhika Ramanan	$ 250.00	$ -	Disclosure requested, response pending
3/16/2020	The Behnam Family	$ 250.00	$ -	Disclosure requested, response pending
3/16/2020	Thomas Meyer, MD and Rebecca Husband	$ 250.00	$ -	Disclosure requested, response pending
3/16/2020	Roberta Sarnoff	$ 250.00	$ -	Disclosure requested, response pending
3/16/2020	Michael A Shiplett	$ 250.00	$ -	Disclosure requested, response pending
3/16/2020	James Cross	$ 250.00	$ -	Disclosure requested, response pending
3/16/2020	Heidi Patel	$ 250.00	$ -	Disclosure requested, response pending
3/16/2020	Nicholas Peterson	$ 250.00	$ -	Disclosure requested, response pending
3/16/2020	Yi Yin	$ 250.00	$ -	Disclosure requested, response pending
3/16/2020	Avril Swan Md	$ 250.00	$ -	Disclosure requested, response pending
3/16/2020	James Nguyen	$ 250.00	$ -	Disclosure requested, response pending
3/16/2020	Chris and Madison Etterman	$ 250.00	$ -	Disclosure requested, response pending
3/16/2020	Jacqueline M Ali Cordoba	$ 250.00	$ -	Disclosure requested, response pending
3/16/2020	Alyssa Roy	$ 200.00	$ -	Disclosure requested, response pending
3/16/2020	Audrey K Oneill	$ 200.00	$ -	Disclosure requested, response pending
3/16/2020	Yingzhuo Zhao	$ 200.00	$ -	Disclosure requested, response pending
3/16/2020	Colin Dickau	$ 200.00	$ -	Disclosure requested, response pending
3/16/2020	Melody Cheung	$ 200.00	$ -	Disclosure requested, response pending
3/16/2020	Angelina Huang	$ 200.00	$ -	Disclosure requested, response pending
3/16/2020	Cathryn Domrose and Kurt Aguilar	$ 200.00	$ -	Disclosure requested, response pending
3/16/2020	Kerrilyn Renshaw	$ 200.00	$ -	Disclosure requested, response pending
3/16/2020	Emanuel Evans	$ 200.00	$ -	Disclosure requested, response pending
3/16/2020	Hutchison Family	$ 200.00	$ -	Disclosure requested, response pending
3/16/2020	Nathan Reynolds	$ 200.00	$ -	Disclosure requested, response pending
3/16/2020	Shannon Beck	$ 200.00	$ -	Disclosure requested, response pending
3/16/2020	Grace Lattyak	$ 200.00	$ -	Disclosure requested, response pending
3/16/2020	Brian R Zaik	$ 200.00	$ -	Disclosure requested, response pending
3/16/2020	Jenny Wang	$ 200.00	$ -	Disclosure requested, response pending
3/16/2020	Lynn-Kai Chao	$ 200.00	$ -	Disclosure requested, response pending
3/16/2020	Lynn-Kai Chao	$ 200.00	$ -	Disclosure requested, response pending
3/16/2020	Jose and Leticia Chavez	$ 200.00	$ -	Disclosure requested, response pending
3/16/2020	Evan Tana	$ 200.00	$ -	Disclosure requested, response pending
3/16/2020	Kyle Piddington	$ 200.00	$ -	Disclosure requested, response pending
3/16/2020	Kate S Carson	$ 200.00	$ -	Disclosure requested, response pending
3/16/2020	Lisa M Brown	$ 200.00	$ -	Disclosure requested, response pending
3/16/2020	Kirsten and David Marcus	$ 200.00	$ -	Disclosure requested, response pending
3/16/2020	Matthew Wagner	$ 200.00	$ -	Disclosure requested, response pending
3/16/2020	Janet Fung and Jimmy Do	$ 200.00	$ -	Disclosure requested, response pending
3/16/2020	Cara and Mike Leonardo	$ 200.00	$ -	Disclosure requested, response pending
3/16/2020	Shectman Robinson Family	$ 200.00	$ -	Disclosure requested, response pending
3/16/2020	Mariana Magalhaes Chapei	$ 200.00	$ -	Disclosure requested, response pending
3/16/2020	Jennifer Rosen	$ 200.00	$ -	Disclosure requested, response pending
3/16/2020	Janice A. McIntosh	$ 200.00	$ -	Disclosure requested, response pending
3/16/2020	Sutcliffe-Conaty Family	$ 200.00	$ -	Disclosure requested, response pending
3/16/2020	Jinoos Yazdany and Arash Anoshiravani	$ 200.00	$ -	Disclosure requested, response pending
3/16/2020	Angela E Gonzalez	$ 200.00	$ -	Disclosure requested, response pending
3/16/2020	Kristina Le	$ 200.00	$ -	Disclosure requested, response pending
3/16/2020	Christina Armatas	$ 200.00	$ -	Disclosure requested, response pending
3/16/2020	Caryl Shaw	$ 200.00	$ -	Disclosure requested, response pending
3/16/2020	Sarah Moss-Horwitz	$ 200.00	$ -	Disclosure requested, response pending
3/16/2020	Mike Rinaldi and Nicole Friedland	$ 200.00	$ -	Disclosure requested, response pending
3/16/2020	The Kesteloots	$ 200.00	$ -	Disclosure requested, response pending
3/16/2020	Robert J Merck	$ 200.00	$ -	Disclosure requested, response pending
3/16/2020	Polly A. Stryker	$ 200.00	$ -	Disclosure requested, response pending
3/16/2020	Caroline Orsi	$ 200.00	$ -	Disclosure requested, response pending
3/16/2020	Hannah S Lee	$ 200.00	$ -	Disclosure requested, response pending
3/16/2020	Jeffrey Erickson and Jacqueline Berger	$ 200.00	$ -	Disclosure requested, response pending
3/16/2020	The Smythe-Cullen Family	$ 200.00	$ -	Disclosure requested, response pending
3/16/2020	Kathryn Arnold	$ 200.00	$ -	Disclosure requested, response pending
3/16/2020	Marlene Grenon	$ 200.00	$ -	Disclosure requested, response pending

Give2SF Monetary Donations Received Through 9/30/2020

Gift Date	Donor Name	Donation Amount		Financial Interest With the City
		Directly by Give2SF	Through SF Foundation	
3/16/2020	Patricia E Franks	$ 200.00	$ -	Disclosure requested, response pending
3/16/2020	Anne Vaittinen	$ 200.00	$ -	Disclosure requested, response pending
3/16/2020	George and Rose Dobbins	$ 200.00	$ -	Disclosure requested, response pending
3/16/2020	Seth and Julie Jacobs	$ 200.00	$ -	Disclosure requested, response pending
3/16/2020	Sophia Zikanova	$ 200.00	$ -	Disclosure requested, response pending
3/16/2020	Clara Brenot and Olivier Godement	$ 200.00	$ -	Disclosure requested, response pending
3/16/2020	The Scanlas	$ 200.00	$ -	Disclosure requested, response pending
3/16/2020	Sara N Cosenza	$ 200.00	$ -	Disclosure requested, response pending
3/16/2020	The Isbister Family	$ 200.00	$ -	Disclosure requested, response pending
3/16/2020	Eric Socolofsky	$ 200.00	$ -	Disclosure requested, response pending
3/16/2020	Samuel James Maskell	$ 200.00	$ -	Disclosure requested, response pending
3/16/2020	Sokunthea Keo	$ 200.00	$ -	Disclosure requested, response pending
3/16/2020	Renee Di Cherri	$ 200.00	$ -	Disclosure requested, response pending
3/16/2020	Laurence Berland	$ 200.00	$ -	Disclosure requested, response pending
3/16/2020	Amanda Pinsker	$ 200.00	$ -	Disclosure requested, response pending
3/16/2020	Jeffrey M Moore	$ 150.00	$ -	Disclosure requested, response pending
3/16/2020	Benjamin W Redman	$ 150.00	$ -	Disclosure requested, response pending
3/16/2020	Lauren Patti	$ 150.00	$ -	Disclosure requested, response pending
3/16/2020	Alon Gilat	$ 150.00	$ -	Disclosure requested, response pending
3/16/2020	Kristina and Alan Gonzalez	$ 150.00	$ -	Disclosure requested, response pending
3/16/2020	Ethan H Stone	$ 150.00	$ -	Disclosure requested, response pending
3/16/2020	Anne Diaz	$ 150.00	$ -	Disclosure requested, response pending
3/16/2020	Eric Walder and Alexandra Corvin	$ 150.00	$ -	Disclosure requested, response pending
3/16/2020	Allison N Jorges	$ 150.00	$ -	Disclosure requested, response pending
3/16/2020	Lisa Crossett	$ 150.00	$ -	Disclosure requested, response pending
3/16/2020	Johann and Kaoru Lynch	$ 150.00	$ -	Disclosure requested, response pending
3/16/2020	Evan and Sally Kerrigan	$ 150.00	$ -	Disclosure requested, response pending
3/16/2020	Thomas Cruz	$ 150.00	$ -	Disclosure requested, response pending
3/16/2020	Pierre Urbain	$ 150.00	$ -	Disclosure requested, response pending
3/16/2020	The Lemasters	$ 150.00	$ -	Disclosure requested, response pending
3/16/2020	Eric Proegler	$ 150.00	$ -	Disclosure requested, response pending
3/16/2020	Jeffrey A. Gray	$ 150.00	$ -	Disclosure requested, response pending
3/16/2020	Samuel Feldman-Crough	$ 150.00	$ -	Disclosure requested, response pending
3/16/2020	Kirsten Irgens-Moller and Christopher Ho	$ 150.00	$ -	Disclosure requested, response pending
3/16/2020	Yangchen Dolkar	$ 150.00	$ -	Disclosure requested, response pending
3/16/2020	The Wald Family	$ 150.00	$ -	Disclosure requested, response pending
3/16/2020	Mary Lou Licwinko	$ 150.00	$ -	Disclosure requested, response pending
3/16/2020	Sarah Leyde and Kevin Lang	$ 150.00	$ -	Disclosure requested, response pending
3/16/2020	Filip Spiridonov	$ 150.00	$ -	Disclosure requested, response pending
3/16/2020	Tala Banatao	$ 150.00	$ -	Disclosure requested, response pending
3/16/2020	Elizabeth Hartmann	$ 150.00	$ -	Disclosure requested, response pending
3/16/2020	Kelsey Stroshane	$ 150.00	$ -	Disclosure requested, response pending
3/16/2020	Allison Carroll	$ 150.00	$ -	Disclosure requested, response pending
3/16/2020	Sarah and Jim Jones	$ 150.00	$ -	Disclosure requested, response pending
3/16/2020	Asumu Takikawa	$ 150.00	$ -	Disclosure requested, response pending
3/16/2020	Kristy R Lee	$ 150.00	$ -	Disclosure requested, response pending
3/16/2020	M. Lee Dixon	$ 125.00	$ -	Disclosure requested, response pending
3/16/2020	Unlimited Biking Rentals LLC	$ 125.00	$ -	Disclosure requested, response pending
3/16/2020	Rui Wu and Tianyi Gou	$ 120.00	$ -	Disclosure requested, response pending
3/16/2020	Team Talbott	$ 120.00	$ -	Disclosure requested, response pending
3/16/2020	Patrick Holmes	$ 111.00	$ -	Disclosure requested, response pending
3/16/2020	Muneeb A Ahmad	$ 110.00	$ -	Disclosure requested, response pending
3/16/2020	Daniel E Medani	$ 110.00	$ -	Disclosure requested, response pending
3/16/2020	Brian Har	$ 110.00	$ -	Disclosure requested, response pending
3/16/2020	Paul Campbell	$ 109.02	$ -	Disclosure requested, response pending
3/16/2020	Catherine Davis	$ 108.00	$ -	Disclosure requested, response pending
3/16/2020	Christopher Leader	$ 105.00	$ -	Disclosure requested, response pending
3/16/2020	Andrew Kaplan	$ 105.00	$ -	Disclosure requested, response pending
3/16/2020	Vikram Raman	$ 101.00	$ -	Disclosure requested, response pending
3/16/2020	Gurskis Hess Family	$ 101.00	$ -	Disclosure requested, response pending
3/16/2020	Nicholas E Beyrer	$ 101.00	$ -	Disclosure requested, response pending
3/16/2020	Natalie Schoch and Michael Mellody	$ 100.00	$ -	N/A - Financial interest disclosure not required for donations $100 and under
3/16/2020	Emily Broas	$ 100.00	$ -	N/A - Financial interest disclosure not required for donations $100 and under
3/16/2020	Maureen Haverty	$ 100.00	$ -	N/A - Financial interest disclosure not required for donations $100 and under
3/16/2020	Rayana Stanek	$ 100.00	$ -	N/A - Financial interest disclosure not required for donations $100 and under

Give2SF Monetary Donations Received Through 9/30/2020

Gift Date	Donor Name	Donation Amount		Financial Interest With the City
		Directly by Give2SF	Through SF Foundation	
3/16/2020	George C Rodgers	$ 100.00	$ -	N/A - Financial interest disclosure not required for donations $100 and under
3/16/2020	Aaron Beitch	$ 100.00	$ -	N/A - Financial interest disclosure not required for donations $100 and under
3/16/2020	Decad Trust	$ 100.00	$ -	N/A - Financial interest disclosure not required for donations $100 and under
3/16/2020	Oliver Raskin	$ 100.00	$ -	N/A - Financial interest disclosure not required for donations $100 and under
3/16/2020	Rachel Proctor	$ 100.00	$ -	N/A - Financial interest disclosure not required for donations $100 and under
3/16/2020	Michael L Gummelt	$ 100.00	$ -	N/A - Financial interest disclosure not required for donations $100 and under
3/16/2020	Charles E. Lowey-Ball	$ 100.00	$ -	N/A - Financial interest disclosure not required for donations $100 and under
3/16/2020	Kate L Hughes	$ 100.00	$ -	N/A - Financial interest disclosure not required for donations $100 and under
3/16/2020	Keenan Rice	$ 100.00	$ -	N/A - Financial interest disclosure not required for donations $100 and under
3/16/2020	Ivalina Demarco	$ 100.00	$ -	N/A - Financial interest disclosure not required for donations $100 and under
3/16/2020	Patrick and Nicole Rodee	$ 100.00	$ -	N/A - Financial interest disclosure not required for donations $100 and under
3/16/2020	Deirdre Anderson	$ 100.00	$ -	N/A - Financial interest disclosure not required for donations $100 and under
3/16/2020	Aleksandr Mistratov	$ 100.00	$ -	N/A - Financial interest disclosure not required for donations $100 and under
3/16/2020	Chase Starr	$ 100.00	$ -	N/A - Financial interest disclosure not required for donations $100 and under
3/16/2020	Tyler Wozny	$ 100.00	$ -	N/A - Financial interest disclosure not required for donations $100 and under
3/16/2020	Charles Lim	$ 100.00	$ -	N/A - Financial interest disclosure not required for donations $100 and under
3/16/2020	Rosie D Belpasso	$ 100.00	$ -	N/A - Financial interest disclosure not required for donations $100 and under
3/16/2020	Celine Cuevas	$ 100.00	$ -	N/A - Financial interest disclosure not required for donations $100 and under
3/16/2020	Maxime Prades	$ 100.00	$ -	N/A - Financial interest disclosure not required for donations $100 and under
3/16/2020	Kristy E Leung	$ 100.00	$ -	N/A - Financial interest disclosure not required for donations $100 and under
3/16/2020	Emily Kuhbach	$ 100.00	$ -	N/A - Financial interest disclosure not required for donations $100 and under
3/16/2020	Alex, Jennifer and Simon Cohen	$ 100.00	$ -	N/A - Financial interest disclosure not required for donations $100 and under
3/16/2020	Rachel P Katz	$ 100.00	$ -	N/A - Financial interest disclosure not required for donations $100 and under
3/16/2020	Dennis Biroscak	$ 100.00	$ -	N/A - Financial interest disclosure not required for donations $100 and under
3/16/2020	Andrew Gaffney	$ 100.00	$ -	N/A - Financial interest disclosure not required for donations $100 and under
3/16/2020	Julia Doan	$ 100.00	$ -	N/A - Financial interest disclosure not required for donations $100 and under
3/16/2020	Douglas Hanlin and Kelvin Lynch	$ 100.00	$ -	N/A - Financial interest disclosure not required for donations $100 and under
3/16/2020	Lewis Stringer	$ 100.00	$ -	N/A - Financial interest disclosure not required for donations $100 and under
3/16/2020	Katrina Lake	$ 100.00	$ -	N/A - Financial interest disclosure not required for donations $100 and under
3/16/2020	Michael Deninno	$ 100.00	$ -	N/A - Financial interest disclosure not required for donations $100 and under
3/16/2020	Joshua W Dunsby	$ 100.00	$ -	N/A - Financial interest disclosure not required for donations $100 and under
3/16/2020	Alexis Humiston	$ 100.00	$ -	N/A - Financial interest disclosure not required for donations $100 and under
3/16/2020	Beverly Sutton	$ 100.00	$ -	N/A - Financial interest disclosure not required for donations $100 and under
3/16/2020	Rebecca Wood	$ 100.00	$ -	N/A - Financial interest disclosure not required for donations $100 and under

Give2SF Monetary Donations Received Through 9/30/2020

Gift Date	Donor Name	Donation Amount		Financial Interest With the City
		Directly by Give2SF	Through SF Foundation	
3/16/2020	Nell Herbert	$ 100.00	$ -	N/A - Financial interest disclosure not required for donations $100 and under
3/16/2020	Sadie C Harmon	$ 100.00	$ -	N/A - Financial interest disclosure not required for donations $100 and under
3/16/2020	Jennifer Lynch	$ 100.00	$ -	N/A - Financial interest disclosure not required for donations $100 and under
3/16/2020	Jennifer E Raymond	$ 100.00	$ -	N/A - Financial interest disclosure not required for donations $100 and under
3/16/2020	Trista Lacour	$ 100.00	$ -	N/A - Financial interest disclosure not required for donations $100 and under
3/16/2020	Jessica Fox	$ 100.00	$ -	N/A - Financial interest disclosure not required for donations $100 and under
3/16/2020	Andrea Moore	$ 100.00	$ -	N/A - Financial interest disclosure not required for donations $100 and under
3/16/2020	Patrick J Obrien	$ 100.00	$ -	N/A - Financial interest disclosure not required for donations $100 and under
3/16/2020	Spencer Simonsen	$ 100.00	$ -	Disclosure requested, response pending
3/16/2020	Michael Sidgmore	$ 100.00	$ -	N/A - Financial interest disclosure not required for donations $100 and under
3/16/2020	Bryce Goodman	$ 100.00	$ -	N/A - Financial interest disclosure not required for donations $100 and under
3/16/2020	Alexander Best	$ 100.00	$ -	N/A - Financial interest disclosure not required for donations $100 and under
3/16/2020	Melissa and Ganesh Krishnan	$ 100.00	$ -	N/A - Financial interest disclosure not required for donations $100 and under
3/16/2020	Arvind Venkataramani	$ 100.00	$ -	N/A - Financial interest disclosure not required for donations $100 and under
3/16/2020	Carol Rossi	$ 100.00	$ -	N/A - Financial interest disclosure not required for donations $100 and under
3/16/2020	Louise Fong/William Bonham	$ 100.00	$ -	N/A - Financial interest disclosure not required for donations $100 and under
3/16/2020	The Kemper Family	$ 100.00	$ -	N/A - Financial interest disclosure not required for donations $100 and under
3/16/2020	Janis Greenspan	$ 100.00	$ -	Disclosure requested, response pending
3/16/2020	Xin Xiao	$ 100.00	$ -	N/A - Financial interest disclosure not required for donations $100 and under
3/16/2020	Hongxia Li Tsai	$ 100.00	$ -	N/A - Financial interest disclosure not required for donations $100 and under
3/16/2020	Christina Hellmich	$ 100.00	$ -	N/A - Financial interest disclosure not required for donations $100 and under
3/16/2020	Catherine Hilary White	$ 100.00	$ -	N/A - Financial interest disclosure not required for donations $100 and under
3/16/2020	The Campbell Family	$ 100.00	$ -	N/A - Financial interest disclosure not required for donations $100 and under
3/16/2020	Jennifer A Stella	$ 100.00	$ -	N/A - Financial interest disclosure not required for donations $100 and under
3/16/2020	Omid Mortazavi	$ 100.00	$ -	N/A - Financial interest disclosure not required for donations $100 and under
3/16/2020	Ingrid Ojeda	$ 100.00	$ -	N/A - Financial interest disclosure not required for donations $100 and under
3/16/2020	Lindsay Bruce	$ 100.00	$ -	N/A - Financial interest disclosure not required for donations $100 and under
3/16/2020	Jennifer Liu	$ 100.00	$ -	N/A - Financial interest disclosure not required for donations $100 and under
3/16/2020	William Larsen	$ 100.00	$ -	N/A - Financial interest disclosure not required for donations $100 and under
3/16/2020	Utsav Ahuja	$ 100.00	$ -	N/A - Financial interest disclosure not required for donations $100 and under
3/16/2020	Lindy and Erin Cunningham-McKnight	$ 100.00	$ -	N/A - Financial interest disclosure not required for donations $100 and under
3/16/2020	Eva Gutierrez and Jason Holzheimer	$ 100.00	$ -	N/A - Financial interest disclosure not required for donations $100 and under
3/16/2020	Steve Susoyev	$ 100.00	$ -	N/A - Financial interest disclosure not required for donations $100 and under
3/16/2020	Kimberly Quan	$ 100.00	$ -	N/A - Financial interest disclosure not required for donations $100 and under
3/16/2020	Eric H Panzer	$ 100.00	$ -	N/A - Financial interest disclosure not required for donations $100 and under

Give2SF Monetary Donations Received Through 9/30/2020

Gift Date	Donor Name	Donation Amount		Financial Interest With the City
		Directly by Give2SF	Through SF Foundation	
3/16/2020	Dalel Nichole Jordan	$ 100.00	$ -	N/A - Financial interest disclosure not required for donations $100 and under
3/16/2020	David Hurst	$ 100.00	$ -	N/A - Financial interest disclosure not required for donations $100 and under
3/16/2020	Sergey Dubenko	$ 100.00	$ -	N/A - Financial interest disclosure not required for donations $100 and under
3/16/2020	Suzanne Paige Sprincin	$ 100.00	$ -	N/A - Financial interest disclosure not required for donations $100 and under
3/16/2020	The Navarros	$ 100.00	$ -	N/A - Financial interest disclosure not required for donations $100 and under
3/16/2020	Rebecca Yukelson	$ 100.00	$ -	N/A - Financial interest disclosure not required for donations $100 and under
3/16/2020	Melissa Capria	$ 100.00	$ -	N/A - Financial interest disclosure not required for donations $100 and under
3/16/2020	Evan Friel	$ 100.00	$ -	N/A - Financial interest disclosure not required for donations $100 and under
3/16/2020	Tracy P. Leone	$ 100.00	$ -	N/A - Financial interest disclosure not required for donations $100 and under
3/16/2020	Arlene Singer and Barbara Leff	$ 100.00	$ -	N/A - Financial interest disclosure not required for donations $100 and under
3/16/2020	Chenhung Wu	$ 100.00	$ -	N/A - Financial interest disclosure not required for donations $100 and under
3/16/2020	Kristen Nosky	$ 100.00	$ -	N/A - Financial interest disclosure not required for donations $100 and under
3/16/2020	Julie L Campioni	$ 100.00	$ -	Disclosure requested, response pending
3/16/2020	Vadim Geshel	$ 100.00	$ -	N/A - Financial interest disclosure not required for donations $100 and under
3/16/2020	Sarah Schoellkopf	$ 100.00	$ -	N/A - Financial interest disclosure not required for donations $100 and under
3/16/2020	Pingshun Huang	$ 100.00	$ -	N/A - Financial interest disclosure not required for donations $100 and under
3/16/2020	Aylene Bao	$ 100.00	$ -	N/A - Financial interest disclosure not required for donations $100 and under
3/16/2020	John Snyder	$ 100.00	$ -	N/A - Financial interest disclosure not required for donations $100 and under
3/16/2020	Stephen Forte	$ 100.00	$ -	N/A - Financial interest disclosure not required for donations $100 and under
3/16/2020	Bryan Quintero	$ 100.00	$ -	N/A - Financial interest disclosure not required for donations $100 and under
3/16/2020	Joyce Sabel	$ 100.00	$ -	N/A - Financial interest disclosure not required for donations $100 and under
3/16/2020	Gail and Alan Venable	$ 100.00	$ -	N/A - Financial interest disclosure not required for donations $100 and under
3/16/2020	Jeffrey E Trull	$ 100.00	$ -	N/A - Financial interest disclosure not required for donations $100 and under
3/16/2020	Alexandra Kutik	$ 100.00	$ -	N/A - Financial interest disclosure not required for donations $100 and under
3/16/2020	Stephanie Dang	$ 100.00	$ -	N/A - Financial interest disclosure not required for donations $100 and under
3/16/2020	Quang Duong	$ 100.00	$ -	N/A - Financial interest disclosure not required for donations $100 and under
3/16/2020	Xian Ke	$ 100.00	$ -	N/A - Financial interest disclosure not required for donations $100 and under
3/16/2020	Eileen Norman	$ 100.00	$ -	N/A - Financial interest disclosure not required for donations $100 and under
3/16/2020	Hornor Family	$ 100.00	$ -	N/A - Financial interest disclosure not required for donations $100 and under
3/16/2020	Laurie Fitzgerald	$ 100.00	$ -	N/A - Financial interest disclosure not required for donations $100 and under
3/16/2020	Sarah Grossman-Swenson	$ 100.00	$ -	N/A - Financial interest disclosure not required for donations $100 and under
3/16/2020	Jennifer Wu	$ 100.00	$ -	N/A - Financial interest disclosure not required for donations $100 and under
3/16/2020	Rachel Bonfanti	$ 100.00	$ -	N/A - Financial interest disclosure not required for donations $100 and under
3/16/2020	Jon Doellstedt	$ 100.00	$ -	N/A - Financial interest disclosure not required for donations $100 and under
3/16/2020	Marie Que and John Scarpulla	$ 100.00	$ -	N/A - Financial interest disclosure not required for donations $100 and under

Give2SF Monetary Donations Received Through 9/30/2020

Gift Date	Donor Name	Donation Amount		Financial Interest With the City
		Directly by Give2SF	Through SF Foundation	
3/16/2020	Justin Velo	$ 100.00	$ -	N/A - Financial interest disclosure not required for donations $100 and under
3/16/2020	Mary Prahl	$ 100.00	$ -	N/A - Financial interest disclosure not required for donations $100 and under
3/16/2020	Casey S Barrett	$ 100.00	$ -	N/A - Financial interest disclosure not required for donations $100 and under
3/16/2020	Lindsay Hershenhorn	$ 100.00	$ -	N/A - Financial interest disclosure not required for donations $100 and under
3/16/2020	Eloise M Bates	$ 100.00	$ -	N/A - Financial interest disclosure not required for donations $100 and under
3/16/2020	Oliver Wilkie	$ 100.00	$ -	N/A - Financial interest disclosure not required for donations $100 and under
3/16/2020	Rashi King Abramson	$ 100.00	$ -	N/A - Financial interest disclosure not required for donations $100 and under
3/16/2020	Stephanie Rose	$ 100.00	$ -	Disclosure requested, response pending
3/16/2020	Vlad and Natalie Blumen	$ 100.00	$ -	N/A - Financial interest disclosure not required for donations $100 and under
3/16/2020	Julie Van Vliet	$ 100.00	$ -	N/A - Financial interest disclosure not required for donations $100 and under
3/16/2020	Adrienne Cianfrocca	$ 100.00	$ -	N/A - Financial interest disclosure not required for donations $100 and under
3/16/2020	Nicholas Kunst	$ 100.00	$ -	N/A - Financial interest disclosure not required for donations $100 and under
3/16/2020	Nadia R Baskett	$ 100.00	$ -	N/A - Financial interest disclosure not required for donations $100 and under
3/16/2020	Broce Family	$ 100.00	$ -	N/A - Financial interest disclosure not required for donations $100 and under
3/16/2020	Benjamin Peters	$ 100.00	$ -	N/A - Financial interest disclosure not required for donations $100 and under
3/16/2020	Ying Chen Chao	$ 100.00	$ -	N/A - Financial interest disclosure not required for donations $100 and under
3/16/2020	Nathan Sheard	$ 100.00	$ -	N/A - Financial interest disclosure not required for donations $100 and under
3/16/2020	Frank Dario Jones	$ 100.00	$ -	N/A - Financial interest disclosure not required for donations $100 and under
3/16/2020	Daniel Leffel	$ 100.00	$ -	N/A - Financial interest disclosure not required for donations $100 and under
3/16/2020	Parissa Sayar	$ 100.00	$ -	N/A - Financial interest disclosure not required for donations $100 and under
3/16/2020	Jasmine Lawrence	$ 100.00	$ -	N/A - Financial interest disclosure not required for donations $100 and under
3/16/2020	Alyson Jacks	$ 100.00	$ -	N/A - Financial interest disclosure not required for donations $100 and under
3/16/2020	Jiasong Huang	$ 100.00	$ -	N/A - Financial interest disclosure not required for donations $100 and under
3/16/2020	Francis Ellis	$ 100.00	$ -	N/A - Financial interest disclosure not required for donations $100 and under
3/16/2020	R Mark Thornton	$ 100.00	$ -	N/A - Financial interest disclosure not required for donations $100 and under
3/16/2020	Shotsy C Faust	$ 100.00	$ -	N/A - Financial interest disclosure not required for donations $100 and under
3/16/2020	Doyle White	$ 100.00	$ -	N/A - Financial interest disclosure not required for donations $100 and under
3/16/2020	Pettee Edna	$ 100.00	$ -	N/A - Financial interest disclosure not required for donations $100 and under
3/16/2020	Caroline Nassif and Stephen Lynch	$ 100.00	$ -	N/A - Financial interest disclosure not required for donations $100 and under
3/16/2020	Sankaet Pathak	$ 100.00	$ -	N/A - Financial interest disclosure not required for donations $100 and under
3/16/2020	Alice Aronow	$ 100.00	$ -	N/A - Financial interest disclosure not required for donations $100 and under
3/16/2020	The Gellners	$ 100.00	$ -	N/A - Financial interest disclosure not required for donations $100 and under
3/16/2020	Vivien D'Andrea	$ 100.00	$ -	N/A - Financial interest disclosure not required for donations $100 and under
3/16/2020	Melina A Wyatt	$ 100.00	$ -	N/A - Financial interest disclosure not required for donations $100 and under
3/16/2020	Erin M Leviant	$ 100.00	$ -	N/A - Financial interest disclosure not required for donations $100 and under

Give2SF Monetary Donations Received Through 9/30/2020

Gift Date	Donor Name	Donation Amount		Financial Interest With the City
		Directly by Give2SF	Through SF Foundation	
3/16/2020	Ben Wu	$ 100.00	$ -	N/A - Financial interest disclosure not required for donations $100 and under
3/16/2020	Pedro Lima	$ 100.00	$ -	N/A - Financial interest disclosure not required for donations $100 and under
3/16/2020	Nicole Arata	$ 100.00	$ -	N/A - Financial interest disclosure not required for donations $100 and under
3/16/2020	Annabelle Ho	$ 100.00	$ -	N/A - Financial interest disclosure not required for donations $100 and under
3/16/2020	Sarah Thompson	$ 100.00	$ -	N/A - Financial interest disclosure not required for donations $100 and under
3/16/2020	Danil Panache	$ 100.00	$ -	N/A - Financial interest disclosure not required for donations $100 and under
3/16/2020	Michael Lee	$ 100.00	$ -	N/A - Financial interest disclosure not required for donations $100 and under
3/16/2020	James Reffell	$ 100.00	$ -	N/A - Financial interest disclosure not required for donations $100 and under
3/16/2020	Lawrence Hosken	$ 100.00	$ -	Disclosure requested, response pending
3/16/2020	Shabnam Dadkhah	$ 100.00	$ -	Disclosure requested, response pending
3/16/2020	Nauzli Dadkhah	$ 100.00	$ -	N/A - Financial interest disclosure not required for donations $100 and under
3/16/2020	Teresa Ono	$ 100.00	$ -	N/A - Financial interest disclosure not required for donations $100 and under
3/16/2020	Megan Crocker	$ 100.00	$ -	N/A - Financial interest disclosure not required for donations $100 and under
3/16/2020	David Liao	$ 100.00	$ -	N/A - Financial interest disclosure not required for donations $100 and under
3/16/2020	Azis Abakirov	$ 100.00	$ -	N/A - Financial interest disclosure not required for donations $100 and under
3/16/2020	Christopher Nguyen	$ 100.00	$ -	N/A - Financial interest disclosure not required for donations $100 and under
3/16/2020	Claudia Paz	$ 100.00	$ -	N/A - Financial interest disclosure not required for donations $100 and under
3/16/2020	Ben Tucker	$ 100.00	$ -	Disclosure requested, response pending
3/16/2020	Sattler Sattler	$ 100.00	$ -	N/A - Financial interest disclosure not required for donations $100 and under
3/16/2020	Natalia A Fisher	$ 100.00	$ -	N/A - Financial interest disclosure not required for donations $100 and under
3/16/2020	Gamvros Family	$ 100.00	$ -	N/A - Financial interest disclosure not required for donations $100 and under
3/16/2020	Ioannis Yiakoumis	$ 100.00	$ -	N/A - Financial interest disclosure not required for donations $100 and under
3/16/2020	Helen W. Bentley	$ 100.00	$ -	N/A - Financial interest disclosure not required for donations $100 and under
3/16/2020	Johannah Goldstein	$ 100.00	$ -	N/A - Financial interest disclosure not required for donations $100 and under
3/16/2020	Leslie A Forrester	$ 100.00	$ -	N/A - Financial interest disclosure not required for donations $100 and under
3/16/2020	Nancy Duan	$ 100.00	$ -	N/A - Financial interest disclosure not required for donations $100 and under
3/16/2020	Emily Hague	$ 100.00	$ -	N/A - Financial interest disclosure not required for donations $100 and under
3/16/2020	Annette and Kyle Lapham	$ 100.00	$ -	N/A - Financial interest disclosure not required for donations $100 and under
3/16/2020	Ingrid Flores	$ 100.00	$ -	N/A - Financial interest disclosure not required for donations $100 and under
3/16/2020	Thoma Grey	$ 100.00	$ -	N/A - Financial interest disclosure not required for donations $100 and under
3/16/2020	Edward Esslemont	$ 100.00	$ -	N/A - Financial interest disclosure not required for donations $100 and under
3/16/2020	Brian Lovin	$ 100.00	$ -	N/A - Financial interest disclosure not required for donations $100 and under
3/16/2020	The Bastein Family	$ 100.00	$ -	N/A - Financial interest disclosure not required for donations $100 and under
3/16/2020	Juliana Devries	$ 75.00	$ -	N/A - Financial interest disclosure not required for donations $100 and under
3/16/2020	Alice Dutrut	$ 75.00	$ -	N/A - Financial interest disclosure not required for donations $100 and under
3/16/2020	Anna M Zylicz	$ 75.00	$ -	N/A - Financial interest disclosure not required for donations $100 and under

Give2SF Monetary Donations Received Through 9/30/2020

Gift Date	Donor Name	Donation Amount		Financial Interest With the City
		Directly by Give2SF	Through SF Foundation	
3/16/2020	Ruth and Gene Greenwood	$ 74.00	$ -	N/A - Financial interest disclosure not required for donations $100 and under
3/16/2020	Ben Tucker	$ 60.00	$ -	Disclosure requested, response pending
3/16/2020	Sheela Chandrasekhara	$ 51.00	$ -	N/A - Financial interest disclosure not required for donations $100 and under
3/16/2020	Rachael Morton	$ 50.00	$ -	N/A - Financial interest disclosure not required for donations $100 and under
3/16/2020	Naomi Stoll	$ 50.00	$ -	N/A - Financial interest disclosure not required for donations $100 and under
3/16/2020	Naomi Stoll	$ 50.00	$ -	N/A - Financial interest disclosure not required for donations $100 and under
3/16/2020	Sneha Krishna Sankavaram	$ 50.00	$ -	N/A - Financial interest disclosure not required for donations $100 and under
3/16/2020	Danielle Simpson	$ 50.00	$ -	N/A - Financial interest disclosure not required for donations $100 and under
3/16/2020	Brian A Carr	$ 50.00	$ -	N/A - Financial interest disclosure not required for donations $100 and under
3/16/2020	Yukiko Nishiguchi	$ 50.00	$ -	N/A - Financial interest disclosure not required for donations $100 and under
3/16/2020	Pin-Ya Tseng	$ 50.00	$ -	N/A - Financial interest disclosure not required for donations $100 and under
3/16/2020	Suejin Kim	$ 50.00	$ -	N/A - Financial interest disclosure not required for donations $100 and under
3/16/2020	Evan Gelfand	$ 50.00	$ -	N/A - Financial interest disclosure not required for donations $100 and under
3/16/2020	Sophia Dermoutz	$ 50.00	$ -	N/A - Financial interest disclosure not required for donations $100 and under
3/16/2020	Oi Man Ng	$ 50.00	$ -	N/A - Financial interest disclosure not required for donations $100 and under
3/16/2020	Ahmet Emre Unal	$ 50.00	$ -	N/A - Financial interest disclosure not required for donations $100 and under
3/16/2020	Alison Murphy	$ 50.00	$ -	N/A - Financial interest disclosure not required for donations $100 and under
3/16/2020	Rebecca Brown	$ 50.00	$ -	N/A - Financial interest disclosure not required for donations $100 and under
3/16/2020	Carmen Cole	$ 50.00	$ -	N/A - Financial interest disclosure not required for donations $100 and under
3/16/2020	Alexis Luscutoff	$ 50.00	$ -	N/A - Financial interest disclosure not required for donations $100 and under
3/16/2020	Laura Yu	$ 50.00	$ -	N/A - Financial interest disclosure not required for donations $100 and under
3/16/2020	Ann Cheung	$ 50.00	$ -	N/A - Financial interest disclosure not required for donations $100 and under
3/16/2020	Daria Maggio	$ 50.00	$ -	N/A - Financial interest disclosure not required for donations $100 and under
3/16/2020	The Sharma Family	$ 50.00	$ -	N/A - Financial interest disclosure not required for donations $100 and under
3/16/2020	Michelle Tigchelaar	$ 50.00	$ -	N/A - Financial interest disclosure not required for donations $100 and under
3/16/2020	Raina K Sheth	$ 50.00	$ -	N/A - Financial interest disclosure not required for donations $100 and under
3/16/2020	Katherine and John Podesta	$ 50.00	$ -	N/A - Financial interest disclosure not required for donations $100 and under
3/16/2020	Lijesh Manjacheri	$ 50.00	$ -	N/A - Financial interest disclosure not required for donations $100 and under
3/16/2020	Mohammad Gowayyed	$ 50.00	$ -	N/A - Financial interest disclosure not required for donations $100 and under
3/16/2020	Felicia Evans	$ 50.00	$ -	N/A - Financial interest disclosure not required for donations $100 and under
3/16/2020	Lingamurthy Ravi	$ 50.00	$ -	N/A - Financial interest disclosure not required for donations $100 and under
3/16/2020	Gwynne Stoddart	$ 50.00	$ -	N/A - Financial interest disclosure not required for donations $100 and under
3/16/2020	Julia Peppiatt	$ 50.00	$ -	N/A - Financial interest disclosure not required for donations $100 and under
3/16/2020	Karsten Weide	$ 50.00	$ -	N/A - Financial interest disclosure not required for donations $100 and under
3/16/2020	Xiaotong Chi	$ 50.00	$ -	N/A - Financial interest disclosure not required for donations $100 and under

Give2SF Monetary Donations Received Through 9/30/2020

Gift Date	Donor Name	Donation Amount		Financial Interest With the City
		Directly by Give2SF	Through SF Foundation	
3/16/2020	Sam Gould and Alexa Ball	$ 50.00	$ -	N/A - Financial interest disclosure not required for donations $100 and under
3/16/2020	Lynne Mathison	$ 50.00	$ -	N/A - Financial interest disclosure not required for donations $100 and under
3/16/2020	Kathryn M Jereza	$ 50.00	$ -	Disclosure requested, response pending
3/16/2020	Michael Gangel	$ 50.00	$ -	N/A - Financial interest disclosure not required for donations $100 and under
3/16/2020	Jeffrey J McClure	$ 50.00	$ -	N/A - Financial interest disclosure not required for donations $100 and under
3/16/2020	Bailey E Kass	$ 50.00	$ -	N/A - Financial interest disclosure not required for donations $100 and under
3/16/2020	Alan Magary	$ 50.00	$ -	N/A - Financial interest disclosure not required for donations $100 and under
3/16/2020	Melissa Woo	$ 50.00	$ -	N/A - Financial interest disclosure not required for donations $100 and under
3/16/2020	Melissa MacDonald	$ 50.00	$ -	N/A - Financial interest disclosure not required for donations $100 and under
3/16/2020	Margaret Montgomery	$ 50.00	$ -	N/A - Financial interest disclosure not required for donations $100 and under
3/16/2020	Michael and Lisa Palmo Moss	$ 50.00	$ -	N/A - Financial interest disclosure not required for donations $100 and under
3/16/2020	Michael Coren	$ 50.00	$ -	N/A - Financial interest disclosure not required for donations $100 and under
3/16/2020	Idil Bereket	$ 50.00	$ -	N/A - Financial interest disclosure not required for donations $100 and under
3/16/2020	Malia Young-Brohn	$ 50.00	$ -	N/A - Financial interest disclosure not required for donations $100 and under
3/16/2020	Russell West	$ 50.00	$ -	N/A - Financial interest disclosure not required for donations $100 and under
3/16/2020	Ao Xu	$ 50.00	$ -	N/A - Financial interest disclosure not required for donations $100 and under
3/16/2020	Stephanie Leduc	$ 50.00	$ -	N/A - Financial interest disclosure not required for donations $100 and under
3/16/2020	Kegan Garrison	$ 50.00	$ -	N/A - Financial interest disclosure not required for donations $100 and under
3/16/2020	Michael Osofsky	$ 50.00	$ -	N/A - Financial interest disclosure not required for donations $100 and under
3/16/2020	Daniel B Fuchs	$ 50.00	$ -	N/A - Financial interest disclosure not required for donations $100 and under
3/16/2020	Joanna Siegall	$ 50.00	$ -	N/A - Financial interest disclosure not required for donations $100 and under
3/16/2020	Gabriel and Emma Dover	$ 50.00	$ -	N/A - Financial interest disclosure not required for donations $100 and under
3/16/2020	Shelley R Weisbrich	$ 50.00	$ -	N/A - Financial interest disclosure not required for donations $100 and under
3/16/2020	Frank and Carol Buonagurio	$ 50.00	$ -	Disclosure requested, response pending
3/16/2020	Yanwen Jiang	$ 50.00	$ -	N/A - Financial interest disclosure not required for donations $100 and under
3/16/2020	Ahern Family	$ 50.00	$ -	N/A - Financial interest disclosure not required for donations $100 and under
3/16/2020	Dave Glidden	$ 50.00	$ -	N/A - Financial interest disclosure not required for donations $100 and under
3/16/2020	Blair L Sirolli	$ 50.00	$ -	N/A - Financial interest disclosure not required for donations $100 and under
3/16/2020	Julia Cheng	$ 50.00	$ -	N/A - Financial interest disclosure not required for donations $100 and under
3/16/2020	Laura Hayes	$ 50.00	$ -	N/A - Financial interest disclosure not required for donations $100 and under
3/16/2020	Jeremy D Wood	$ 50.00	$ -	N/A - Financial interest disclosure not required for donations $100 and under
3/16/2020	Hannah Addario-Berry	$ 50.00	$ -	N/A - Financial interest disclosure not required for donations $100 and under
3/16/2020	Nathan Geer and Colby Croft	$ 50.00	$ -	N/A - Financial interest disclosure not required for donations $100 and under
3/16/2020	Kevin He	$ 50.00	$ -	N/A - Financial interest disclosure not required for donations $100 and under
3/16/2020	Theresa Brown	$ 50.00	$ -	N/A - Financial interest disclosure not required for donations $100 and under

Give2SF Monetary Donations Received Through 9/30/2020

Gift Date	Donor Name	Donation Amount		Financial Interest With the City
		Directly by Give2SF	Through SF Foundation	
3/16/2020	Shahab Asghar	$ 50.00	$ -	N/A - Financial interest disclosure not required for donations $100 and under
3/16/2020	Rita Hao	$ 50.00	$ -	N/A - Financial interest disclosure not required for donations $100 and under
3/16/2020	Earle McCartney	$ 50.00	$ -	N/A - Financial interest disclosure not required for donations $100 and under
3/16/2020	Rachel M Alonso	$ 50.00	$ -	N/A - Financial interest disclosure not required for donations $100 and under
3/16/2020	Stephanie Boudreau	$ 50.00	$ -	Disclosure requested, response pending
3/16/2020	Jonathan Hendler	$ 50.00	$ -	N/A - Financial interest disclosure not required for donations $100 and under
3/16/2020	Christopher Ota	$ 50.00	$ -	N/A - Financial interest disclosure not required for donations $100 and under
3/16/2020	Hartley Miller	$ 50.00	$ -	N/A - Financial interest disclosure not required for donations $100 and under
3/16/2020	Hannah Moskowitz	$ 50.00	$ -	N/A - Financial interest disclosure not required for donations $100 and under
3/16/2020	Hollis J Rich	$ 50.00	$ -	N/A - Financial interest disclosure not required for donations $100 and under
3/16/2020	Heather Sullens	$ 50.00	$ -	N/A - Financial interest disclosure not required for donations $100 and under
3/16/2020	Daniel Depaolo	$ 40.00	$ -	N/A - Financial interest disclosure not required for donations $100 and under
3/16/2020	Robert M Fruchtman	$ 40.00	$ -	Disclosure requested, response pending
3/16/2020	Tara Lockhart	$ 40.00	$ -	N/A - Financial interest disclosure not required for donations $100 and under
3/16/2020	Beth S Bodner	$ 40.00	$ -	N/A - Financial interest disclosure not required for donations $100 and under
3/16/2020	Lauren Reda	$ 40.00	$ -	N/A - Financial interest disclosure not required for donations $100 and under
3/16/2020	Hunter Blankenbaker	$ 40.00	$ -	N/A - Financial interest disclosure not required for donations $100 and under
3/16/2020	Jessica I Dell	$ 38.00	$ -	N/A - Financial interest disclosure not required for donations $100 and under
3/16/2020	Leah Swiler	$ 36.00	$ -	N/A - Financial interest disclosure not required for donations $100 and under
3/16/2020	D'Anne Duncan	$ 35.00	$ -	N/A - Financial interest disclosure not required for donations $100 and under
3/16/2020	Alla Barkan	$ 30.00	$ -	N/A - Financial interest disclosure not required for donations $100 and under
3/16/2020	Hayley Wyeth	$ 30.00	$ -	N/A - Financial interest disclosure not required for donations $100 and under
3/16/2020	Anthony and Lourdes Devigal	$ 30.00	$ -	N/A - Financial interest disclosure not required for donations $100 and under
3/16/2020	Christian Madden	$ 30.00	$ -	N/A - Financial interest disclosure not required for donations $100 and under
3/16/2020	Nicholas J Roberts	$ 30.00	$ -	N/A - Financial interest disclosure not required for donations $100 and under
3/16/2020	Alana N Fink	$ 30.00	$ -	N/A - Financial interest disclosure not required for donations $100 and under
3/16/2020	Safa Aliabadi	$ 30.00	$ -	N/A - Financial interest disclosure not required for donations $100 and under
3/16/2020	Jennifer Collins	$ 26.00	$ -	N/A - Financial interest disclosure not required for donations $100 and under
3/16/2020	Michael E Fanning	$ 25.00	$ -	N/A - Financial interest disclosure not required for donations $100 and under
3/16/2020	Alexandra Brown	$ 25.00	$ -	N/A - Financial interest disclosure not required for donations $100 and under
3/16/2020	Christopher D. Pappas	$ 25.00	$ -	N/A - Financial interest disclosure not required for donations $100 and under
3/16/2020	Joan Lubamersky	$ 25.00	$ -	N/A - Financial interest disclosure not required for donations $100 and under
3/16/2020	Julia Baily	$ 25.00	$ -	N/A - Financial interest disclosure not required for donations $100 and under
3/16/2020	Alexandra Emrich	$ 25.00	$ -	N/A - Financial interest disclosure not required for donations $100 and under
3/16/2020	Linda Jordan	$ 25.00	$ -	N/A - Financial interest disclosure not required for donations $100 and under

Give2SF Monetary Donations Received Through 9/30/2020

Gift Date	Donor Name	Donation Amount		Financial Interest With the City
		Directly by Give2SF	Through SF Foundation	
3/16/2020	Balakrishna Chennupati	$ 25.00	$ -	N/A - Financial interest disclosure not required for donations $100 and under
3/16/2020	Nancy A Tabor	$ 25.00	$ -	N/A - Financial interest disclosure not required for donations $100 and under
3/16/2020	Connie Kwong	$ 25.00	$ -	N/A - Financial interest disclosure not required for donations $100 and under
3/16/2020	Thaddeus Ballantine	$ 25.00	$ -	N/A - Financial interest disclosure not required for donations $100 and under
3/16/2020	Anand and Shikha Chhatpar	$ 25.00	$ -	N/A - Financial interest disclosure not required for donations $100 and under
3/16/2020	Juli Ann Carter	$ 25.00	$ -	N/A - Financial interest disclosure not required for donations $100 and under
3/16/2020	Dorit Grunberger	$ 25.00	$ -	N/A - Financial interest disclosure not required for donations $100 and under
3/16/2020	Zachary Subin	$ 25.00	$ -	N/A - Financial interest disclosure not required for donations $100 and under
3/16/2020	Travis Dittenber	$ 25.00	$ -	N/A - Financial interest disclosure not required for donations $100 and under
3/16/2020	Matthew Dello Russo	$ 25.00	$ -	N/A - Financial interest disclosure not required for donations $100 and under
3/16/2020	Paul Goodman	$ 25.00	$ -	N/A - Financial interest disclosure not required for donations $100 and under
3/16/2020	Luis M Aroche	$ 25.00	$ -	N/A - Financial interest disclosure not required for donations $100 and under
3/16/2020	Shauna Odonnell	$ 25.00	$ -	N/A - Financial interest disclosure not required for donations $100 and under
3/16/2020	Nicole Lycett	$ 25.00	$ -	N/A - Financial interest disclosure not required for donations $100 and under
3/16/2020	Constance Channon	$ 25.00	$ -	N/A - Financial interest disclosure not required for donations $100 and under
3/16/2020	Sanchez Family	$ 25.00	$ -	N/A - Financial interest disclosure not required for donations $100 and under
3/16/2020	Nicole C. Raeburn	$ 25.00	$ -	N/A - Financial interest disclosure not required for donations $100 and under
3/16/2020	Vanessa J Bell	$ 25.00	$ -	N/A - Financial interest disclosure not required for donations $100 and under
3/16/2020	Angela Glielmi	$ 25.00	$ -	N/A - Financial interest disclosure not required for donations $100 and under
3/16/2020	Suzanne and Carlos Poma	$ 25.00	$ -	N/A - Financial interest disclosure not required for donations $100 and under
3/16/2020	Blair J Davis	$ 25.00	$ -	N/A - Financial interest disclosure not required for donations $100 and under
3/16/2020	Tressa E Crozier	$ 25.00	$ -	N/A - Financial interest disclosure not required for donations $100 and under
3/16/2020	Aditya T Wresniyandaka	$ 25.00	$ -	N/A - Financial interest disclosure not required for donations $100 and under
3/16/2020	Gabriel Paul Ortiz	$ 25.00	$ -	N/A - Financial interest disclosure not required for donations $100 and under
3/16/2020	Shawn Allen	$ 25.00	$ -	N/A - Financial interest disclosure not required for donations $100 and under
3/16/2020	Jessica Da Silva	$ 20.00	$ -	N/A - Financial interest disclosure not required for donations $100 and under
3/16/2020	Grace Gellman	$ 20.00	$ -	N/A - Financial interest disclosure not required for donations $100 and under
3/16/2020	Hester Loo	$ 20.00	$ -	N/A - Financial interest disclosure not required for donations $100 and under
3/16/2020	Ryan Wong	$ 20.00	$ -	N/A - Financial interest disclosure not required for donations $100 and under
3/16/2020	Ti-Fen Pan	$ 20.00	$ -	N/A - Financial interest disclosure not required for donations $100 and under
3/16/2020	Molly Fosco	$ 20.00	$ -	N/A - Financial interest disclosure not required for donations $100 and under
3/16/2020	Kyna Kellogg	$ 20.00	$ -	N/A - Financial interest disclosure not required for donations $100 and under
3/16/2020	Adriana Villagran	$ 20.00	$ -	N/A - Financial interest disclosure not required for donations $100 and under
3/16/2020	Antonio Martinez	$ 20.00	$ -	N/A - Financial interest disclosure not required for donations $100 and under

Give2SF Monetary Donations Received Through 9/30/2020

Gift Date	Donor Name	Donation Amount		Financial Interest With the City
		Directly by Give2SF	Through SF Foundation	
3/16/2020	Savannah Wagner Belk	$ 20.00	$ -	N/A - Financial interest disclosure not required for donations $100 and under
3/16/2020	Irena Martinez	$ 20.00	$ -	N/A - Financial interest disclosure not required for donations $100 and under
3/16/2020	Danielle Bautista	$ 20.00	$ -	N/A - Financial interest disclosure not required for donations $100 and under
3/16/2020	Tracey Lin	$ 20.00	$ -	N/A - Financial interest disclosure not required for donations $100 and under
3/16/2020	Aura Terrell	$ 20.00	$ -	N/A - Financial interest disclosure not required for donations $100 and under
3/16/2020	Jacqueline Chu	$ 20.00	$ -	N/A - Financial interest disclosure not required for donations $100 and under
3/16/2020	Kyle and Jasmin Pimley	$ 20.00	$ -	N/A - Financial interest disclosure not required for donations $100 and under
3/16/2020	Mike Huynh	$ 20.00	$ -	N/A - Financial interest disclosure not required for donations $100 and under
3/16/2020	Annie Pang	$ 20.00	$ -	N/A - Financial interest disclosure not required for donations $100 and under
3/16/2020	Christina Hui Lin Feng	$ 20.00	$ -	N/A - Financial interest disclosure not required for donations $100 and under
3/16/2020	Charuwan Pholsith	$ 20.00	$ -	N/A - Financial interest disclosure not required for donations $100 and under
3/16/2020	David Abramsky	$ 20.00	$ -	N/A - Financial interest disclosure not required for donations $100 and under
3/16/2020	Regina Coleman	$ 20.00	$ -	N/A - Financial interest disclosure not required for donations $100 and under
3/16/2020	Shawn E Trombley	$ 20.00	$ -	N/A - Financial interest disclosure not required for donations $100 and under
3/16/2020	Tyler Ochiai	$ 20.00	$ -	N/A - Financial interest disclosure not required for donations $100 and under
3/16/2020	Timothy J Oleneack	$ 20.00	$ -	N/A - Financial interest disclosure not required for donations $100 and under
3/16/2020	Jeremy Tsuchitani-Watson	$ 15.00	$ -	N/A - Financial interest disclosure not required for donations $100 and under
3/16/2020	Sharlene Baker	$ 10.00	$ -	N/A - Financial interest disclosure not required for donations $100 and under
3/16/2020	Benkay Il Kajihara	$ 10.00	$ -	N/A - Financial interest disclosure not required for donations $100 and under
3/16/2020	Chase Reserve	$ 10.00	$ -	N/A - Financial interest disclosure not required for donations $100 and under
3/16/2020	L. Bishop Photography	$ 10.00	$ -	N/A - Financial interest disclosure not required for donations $100 and under
3/16/2020	Ann Huber	$ 10.00	$ -	N/A - Financial interest disclosure not required for donations $100 and under
3/16/2020	Elena Fromer	$ 10.00	$ -	N/A - Financial interest disclosure not required for donations $100 and under
3/16/2020	Noel Garcia	$ 10.00	$ -	N/A - Financial interest disclosure not required for donations $100 and under
3/16/2020	Anton Kapralov	$ 10.00	$ -	N/A - Financial interest disclosure not required for donations $100 and under
3/16/2020	Lauren Jong	$ 10.00	$ -	N/A - Financial interest disclosure not required for donations $100 and under
3/16/2020	Ryan Davids	$ 5.00	$ -	N/A - Financial interest disclosure not required for donations $100 and under
3/16/2020	Ryan Davids	$ 5.00	$ -	N/A - Financial interest disclosure not required for donations $100 and under
3/16/2020	Maral Mara	$ 5.00	$ -	N/A - Financial interest disclosure not required for donations $100 and under
3/16/2020	Maral Mara	$ 5.00	$ -	N/A - Financial interest disclosure not required for donations $100 and under
3/16/2020	Frances Yap	$ 5.00	$ -	N/A - Financial interest disclosure not required for donations $100 and under
3/16/2020	Jolanta Zandecki	$ 5.00	$ -	N/A - Financial interest disclosure not required for donations $100 and under
3/16/2020	Fe Valentin	$ 5.00	$ -	N/A - Financial interest disclosure not required for donations $100 and under
3/16/2020	Nicole Johnson	$ 5.00	$ -	N/A - Financial interest disclosure not required for donations $100 and under

Give2SF In-Kind Donations Received Through 9/30/2020

Gift Date	Donor Name	Donated Item	Financial Interest With the City
9/15/2020	Vietnam Consulate	Level 1 Surgical Masks	Disclosures will be requested by Q2 of FY2020-21
9/10/2020	OneMask	Fabric Face Coverings	Disclosures will be requested by Q2 of FY2020-21
9/2/2020	Vital Proteins	Bottles of water	Disclosures will be requested by Q2 of FY2020-21
8/18/2020	Amour Vert	Fabric Face Coverings	Disclosures will be requested by Q2 of FY2020-21
8/18/2020	Medtec (New Taipei City)	Coveralls - White	Disclosures will be requested by Q2 of FY2020-21
8/18/2020	Medtec (New Taipei City)	Gowns	Disclosures will be requested by Q2 of FY2020-21
8/18/2020	Medtec (New Taipei City)	Coveralls - White	Disclosures will be requested by Q2 of FY2020-21
8/18/2020	Missioncare (New Taipei City)	Masks - Surgical	Disclosures will be requested by Q2 of FY2020-21
8/18/2020	Medtec (New Taipei City)	Shoe Covers	Disclosures will be requested by Q2 of FY2020-21
8/18/2020	New Taipei City	Face Shields	Disclosures will be requested by Q2 of FY2020-21
7/28/2020	Private Individual (John K Ng)	Surgical Masks	Disclosures will be requested by Q2 of FY2020-21
7/23/2020	Saving Face	Face Shields	Disclosures will be requested by Q2 of FY2020-21
7/15/2020	PCS	Peakfit 80102V N95 masks	Disclosures will be requested by Q2 of FY2020-21
7/15/2020	Ironman Foundation	Non-sterile face masks	Disclosures will be requested by Q2 of FY2020-21
7/13/2020	Seoul Municipal Government	Medical Grade coveralls and shoe covers	Disclosures will be requested by Q2 of FY2020-21
7/13/2020	Seoul Municipal Government	Pair shoe covers, 3M brand, universal size, #450	Disclosures will be requested by Q2 of FY2020-21
7/13/2020	Amour Vert	Fabric Face Coverings	Disclosures will be requested by Q2 of FY2020-21
7/6/2020	Pop's Foundation/SHP Foundation	Disposable Surgical Style Masks	None
7/2/2020	Athleta Inc.	Bandanna Masks	Disclosures will be requested by Q2 of FY2020-21
6/16/2020	VM Ware	KN-95 Masks	Disclosure requested, response pending
6/16/2020	VM Ware	Hooded Isolation Suits	Disclosure requested, response pending
6/16/2020	Supply Bank	Bebin Super Diaper Small 4/40's	Disclosure requested, response pending
6/16/2020	Supply Bank	Bebin Super Diaper Medium 4/40's	Disclosure requested, response pending
6/16/2020	Supply Bank	Bebin Super Diaper Large 4/40's	Disclosure requested, response pending
6/16/2020	Supply Bank	Bebin Super Diaper X-Large 4/40's	Disclosure requested, response pending
6/16/2020	Supply Bank	Bebin Super Diaper XX-Large 4/40's	Disclosure requested, response pending
6/16/2020	Supply Bank	Supply Bank Wet Wipes 12/100's	Disclosure requested, response pending
6/15/2020	Dick's Sporting Goods	Black Strap Cloth Face Masks	Disclosure requested, response pending
6/10/2020	Timbuk2	Face Coverings	Disclosure requested, response pending
6/9/2020	United Healthcare	Fabric Face Masks	Disclosure requested, response pending
6/8/2020	Red Cross	Bottles of Water	Disclosure requested, response pending
6/8/2020	Mallory Safety and Supply	Goggles	A contract, grant or lease with Police Department, Recreation and Park Department, SFPUC, SFMTA
6/5/2020	PCS	Hand Sanitizer, Gallons	Disclosure requested, response pending
5/26/2020	SF Chinese Alliance Church	Level 1 Surgical Masks	Disclosure requested, response pending
5/22/2020	Marine Layer	Handsewn Fabric Masks	Disclosure requested, response pending

Give2SF In-Kind Donations Received Through 9/30/2020

Gift Date	Donor Name	Donated Item	Financial Interest With the City
5/22/2020	Bay Area Face Shield Supply	3D Printed Face Shields	Disclosure requested, response pending
5/22/2020	Dry Ice Robotics	3D Printed Face Shields	Disclosure requested, response pending
5/22/2020	Private Individual (Kim Tirva)	40.5-ounce Refills of Foam Sanitizer for LTX-12 Touchless Dispensers	Disclosure requested, response pending
5/22/2020	Timbuk2	Bandannas and Neck Gaiters	Disclosure requested, response pending
5/15/2020	Onfleet	Monthly Software Access From Onfleet	Disclosure requested, response pending
5/14/2020	New Taipei City	Cloth Masks	Disclosure requested, response pending
5/14/2020	New Taipei City	Epidemic Protection Face Shields	Disclosure requested, response pending
5/14/2020	New Taipei City	Impervious Isolation Gowns	Disclosure requested, response pending
5/14/2020	New Taipei City	Cloth Masks	Disclosure requested, response pending
5/14/2020	PCS	Vented N95 Masks	Disclosure requested, response pending
5/13/2020	ICBC US Region	Hazmat Suits (Dupont)	None
5/13/2020	ICBC US Region	Safety Goggles (Condor Model 1VT70)	None
5/13/2020	Shanghai Hongbo Investment & Management (Group) Co., Ltd	Disposable Face Masks	Disclosure requested, response pending
5/13/2020	ICBC US Region	KN95 Masks	Disclosure requested, response pending
5/13/2020	China Mobile International (USA)	Surgical Mask w/ Ear Loops	Disclosure requested, response pending
5/13/2020	Greenwich Terrace Householding	1 Gal. RX 20/20 Hand Sanitizer, 80% Alcohol	Disclosure requested, response pending
5/13/2020	Vietnam Consulate General	Fabric Face Coverings	Disclosure requested, response pending
5/12/2020	Culk	Fabric Face Masks	None
5/12/2020	Private Individual (Lou and Suzanne Giraudo)	Boxes of Milton's Gluten-Free Crackers	Disclosure requested, response pending
5/12/2020	Private Individual (Lou and Suzanne Giraudo)	Chocolate Chip Cookies	Disclosure requested, response pending
5/11/2020	Dickinson Corp.	3D Printed Face Shields	Disclosure requested, response pending
5/11/2020	Timbuk2 X CNBC	Face Coverings	Disclosure requested, response pending
5/8/2020	Private Individual (Yan Xiao)	Medical Gown	Disclosure requested, response pending
5/8/2020	Private Individual (Yan Xiao)	Surgical Masks	Disclosure requested, response pending
5/8/2020	SF Chinese Alliance Church	Level 1 Surgical Masks	Disclosure requested, response pending
5/6/2020	Global Office	Face Shields	None
5/6/2020	HUB Group	Large Refrigerated Truck	Disclosure requested, response pending
5/5/2020	Private Individual (Jonica Little)	3D Printed Faceshields	Disclosure requested, response pending
5/4/2020	BELLA+CANVAS	Fabric Face Masks	Disclosure requested, response pending
5/4/2020	Veritas Investments	Level 1 Surgical Masks	Disclosure requested, response pending
5/4/2020	Veritas Investments	3M N95 Masks	Disclosure requested, response pending
5/4/2020	Veritas Investments	San Huei N95 Masks	Disclosure requested, response pending
5/4/2020	EO Essentials	EO 40-ounce Unscented Hand Sanitizer	Disclosure requested, response pending
5/4/2020	SF Public Health Foundation	Boxed Lunch	A contract, grant or lease with Department of Public Health
5/1/2020	Marine Layer	Handsewn Fabric Masks	Disclosure requested, response pending
5/1/2020	Private Individual (Colette Vance-Wright)	Fabric Face Masks	Disclosure requested, response pending
5/1/2020	Westpoint homes	Fabric Face Masks	Disclosure requested, response pending
4/29/2020	Timbuk2 X CNBC	Timbuk2 Face Masks	Disclosure requested, response pending
4/28/2020	Shanghai City Government	1,200 N95 Masks	Disclosure requested, response pending
4/28/2020	Shanghai City Government	20,000 KN95 Masks	Disclosure requested, response pending
4/28/2020	RealReal	Level 1 Surgical Masks	Disclosure requested, response pending
4/27/2020	Consulate General of the People's Republic of China	Escalier 3-Ply Single-Use Masks	Disclosure requested, response pending
4/24/2020	Private Individual (Nikcole Cunningham)	Sunny Care Gloves, Size M	Disclosure requested, response pending
4/24/2020	Feysan Lodde	2 Pallets of 16.9-ounce Water Bottles	Disclosure requested, response pending
4/24/2020	Feysan Lodde	1 Pallet of Gallon Water Drums	Disclosure requested, response pending
4/24/2020	Hint, Inc	16-ounce Water Bottles	Disclosure requested, response pending
4/22/2020	Private Individual (Guo Zi Dai)	Surgical Masks	Disclosure requested, response pending
4/22/2020	Comcast	Large Tote Bags	Disclosure requested, response pending

Give2SF In-Kind Donations Received Through 9/30/2020

Gift Date	Donor Name	Donated Item	Financial Interest With the City
4/21/2020	WestPoint Home	Masks from Westpoint Home	Disclosure requested, response pending
4/21/2020	Private Individual (Nga Pham)	OEKO-TEX, Standard 100	Disclosure requested, response pending
4/21/2020	Timbuk2 X NBC Sports	Timbuk2 Face Masks	Disclosure requested, response pending
4/20/2020	Timbuk2	Timbuk2 Bandannas	Disclosure requested, response pending
4/20/2020	Kerogen Capital	Surgical Masks	Disclosure requested, response pending
4/20/2020	Fanatics	Surgical Mask w/ Ear Loops	Disclosure requested, response pending
4/17/2020	DWU Consulting LLC	Standard Surgical Masks	Disclosure requested, response pending
4/17/2020	FitnessSF	FitnessSF Yowies	Disclosure requested, response pending
4/17/2020	Veritas Investments	Anphu Pharma and Medical Surgical Masks	Disclosure requested, response pending
4/17/2020	Veritas Investments	3M N95 8210 and 8710 Masks	Disclosure requested, response pending
4/17/2020	Veritas Investments	Anphu Pharma Medical Masks	Disclosure requested, response pending
4/17/2020	Veritas Investments	3M N95/8710 Masks	Disclosure requested, response pending
4/16/2020	Consulate General of the People's Republic of China	Escalier 3-Ply Single-Use Masks	Disclosure requested, response pending
4/16/2020	Apple	Face Shields	Disclosure requested, response pending
4/15/2020	Private Individual (Laurie Green)	3D Starbuss N95 Masks	Disclosure requested, response pending
4/14/2020	Comcast	Cloth Bags	Disclosure requested, response pending
4/13/2020	Elite Supply Source	Vinyl Aprons, Cordova #RA0bc48, Clear, Tied String, Sewn Edges	Disclosure requested, response pending
4/13/2020	Elite Supply Source	Disposable Sleeves, Cordova #PS18W2 White, 8-inch	Disclosure requested, response pending
4/10/2020	PCS	Peakfit N95 Particulate Respirators	Disclosure requested, response pending
4/10/2020	PCS	Shoe Covers	Disclosure requested, response pending
4/9/2020	RainBeau	Handsewn Fabric Masks	Disclosure requested, response pending
4/7/2020	AlterEco	Alter Eco Chocolates (Cases)	Disclosure requested, response pending
4/7/2020	Seamsters Union	Handsewn Fabric Masks	Disclosure requested, response pending
4/7/2020	Levi's	Handsewn Fabric Masks	Disclosure requested, response pending
4/6/2020	Apple	Disposable Particulate Filter Respirators (Safety Director: 305050A NIOSH-approved)	Disclosure requested, response pending
4/1/2020	One Medical	COVID-19 Test Kits (Swabs and Testing Media)	Disclosure requested, response pending
3/27/2020	Dolby Laboratories	Waxie Shield Nitrile Powder-Free General-Purpose Gloves (W8644S) - Multiple Sizes	Disclosure requested, response pending
3/27/2020	Dolby Laboratories	SAS N95 Particulate Respirators (8625)	Disclosure requested, response pending
3/27/2020	Endless West Spirits	Gallon Hand Sanitizer	Disclosure requested, response pending
3/27/2020	Endless West Spirits	Gallon Hand Sanitizer	Disclosure requested, response pending
3/27/2020	Apple	Epic 40578-RS5 Masks with Ear Loop	Disclosure requested, response pending
3/25/2020	Facebook	Clorox Bleach Cannisters	Disclosure requested, response pending
3/25/2020	Facebook	Tuff Grip Gloves (Nitrile, XL)	Disclosure requested, response pending
3/25/2020	Facebook	Tuff Grip Gloves (Nitrile, L)	Disclosure requested, response pending
3/25/2020	Facebook	Condor Safety Eyewear	Disclosure requested, response pending
3/25/2020	Facebook	Hand Sanitizer Dispensers	Disclosure requested, response pending
3/25/2020	Facebook	Germ Attack Hand Sanitizer, Gallon Refills	Disclosure requested, response pending
3/25/2020	Facebook	Self-Priming Filter, FDA Approved, NIOSH-Approved Respirators	Disclosure requested, response pending
3/25/2020	DoorDash	Uline S-9632 Standard Respirators	Disclosure requested, response pending
3/25/2020	Asian Art Museum Foundation	Purple Nitrile Gloves, Kimberley Clark, Medium	Disclosure requested, response pending
3/25/2020	Asian Art Museum Foundation	Sperian One-Fit Masks	Disclosure requested, response pending
3/20/2020	Roddy Lindsay	2 ounce CleanSF Sanitizer	Disclosure requested, response pending
3/20/2020	Facebook	Sperian One-Fit W1400 Masks	Disclosure requested, response pending
3/20/2020	Facebook	UniAir SH3500 Masks	Disclosure requested, response pending
3/20/2020	Facebook	3-in-1 Valumax Disposable Ear Loop Masks	Disclosure requested, response pending
3/20/2020	Facebook	Shoma Gloves (M)	Disclosure requested, response pending
3/20/2020	Facebook	Shoma Gloves (L)	Disclosure requested, response pending

Give2SF In-Kind Donations Received Through 9/30/2020

Gift Date	Donor Name	Donated Item	Financial Interest With the City
3/20/2020	Facebook	Tuff Grip (Nitrile, L)	Disclosure requested, response pending
3/20/2020	Facebook	Tuff Grip (Nitrile, XL)	Disclosure requested, response pending
3/20/2020	Flexport LLC	Gloves	Disclosure requested, response pending
3/20/2020	Flexport LLC	Medical Gowns	Disclosure requested, response pending
3/20/2020	Flexport LLC	Surgical Masks	Disclosure requested, response pending
3/20/2020	Flexport LLC	Thermometers	Disclosure requested, response pending

From: San Francisco Controller"s Office Reports
To: Calvillo, Angela (BOS)
Subject: Issued – Give2SF COVID-19 Response & Recovery Fund Monthly Update – October 1, 2020
Date: Thursday, October 1, 2020 2:50:51 PM

Office of the Controller

City Services Auditor

Give2SF Monthly Update

The Give2SF COVID-19 Response and Recovery Fund (Give2SF) is a special fund established by the City and County of San Francisco (City) as part of the Second Supplement to Mayoral Proclamation Declaring the Existence of a Local Emergency, dated February 25, 2020, and issued on March 13, 2020.

This memorandum summarizes both monetary and in-kind donations (goods) for Give2SF.

Download the full report

View monetary donations

View in-kind donations



This is a send-only e-mail address.

For questions about the report, please contact City Controller Ben Rosenfield at ben.rosenfield@sfgov.org or (415) 554-7500.

For all press queries, please contact Alyssa Sewlal Communications Manager at alyssa.sewlal@sfgov.org or (415) 957-2211.

Twitter LinkedIn

Share this email:

Email

Manage your preferences | **Opt out** using **TrueRemove®**
Got this as a forward? **Sign up** to receive our future emails.
View this email **online**.

1 Dr. Carlton B. Goodlett Place
San Francisco, CA | 94102 US

This email was sent to angela.calvillo@sfgov.org.
To continue receiving our emails, add us to your address book.

OFFICE OF THE CONTROLLER
CITY AND COUNTY OF SAN FRANCISCO

Ben Rosenfield
Controller

Todd Rydstrom
Deputy Controller

Give2SF COVID-19 Response and Recovery Fund

Monthly Status Update

TO: Mayor's Office
Board of Supervisors

FROM: Ben Rosenfield, Controller

CC: Naomi Kelly, City Administrator, General Services Agency
Mary Ellen Carroll, Executive Director, Department of Emergency Management

DATE: October 1, 2020

SUBJECT: **City and County of San Francisco's Give2SF COVID-19 Response and Recovery Fund**

The Give2SF COVID-19 Response and Recovery Fund (Give2SF) is a special fund established by the City and County of San Francisco (City) as part of the *Second Supplement to Mayoral Proclamation Declaring the Existence of a Local Emergency*, dated February 25, 2020, and issued on March 13, 2020. This memorandum summarizes both monetary and in-kind donations (goods) for Give2SF.

Monetary Donations

The Second Supplement authorizes the Controller to accept and expend funds to provide shelter, food, financial assistance, and other assistance to individuals and families in San Francisco impacted by the emergency; to replace, repair, and rebuild public buildings, infrastructure, and other assets for use in the City's efforts to respond to the emergency; to issue and administer grants and/or interest-free loans to small businesses in San Francisco to compensate for economic harms resulting from COVID-19; and for other city efforts to address the impacts of COVID-19. The Twenty-Sixth Supplement to the mayoral declaration, dated August 26, 2020, authorizes the Controller to accept and expend funds to support youth programs, including but not limited to, Community Hub and Emergency Child & Youth Care spaces that ensure professional supervision and access to educational and technological resources, physical activity, food, social and emotional development, and other support for the most vulnerable children and youth.

Within the authorized uses outlined above, the City has identified four priority areas for the use of the Give2SF funds: (1) food security, (2) access to housing, (3) security for workers and small businesses, and (4) youth programs. Disbursements of funds are approved by a committee consisting of City Administrator Naomi Kelly, Director of Emergency Management Mary Ellen Carroll, and myself.

Through September 30, 2020:

- $28,751,623 has been donated to and received by Give2SF both directly and through the San Francisco Foundation, $28,319,000 of which has been allocated.
- Of $28,319,000 that has been allocated:
    - $18,435,000 is for programs operated by the Department of Children, Youth and Their Families and Recreation and Park Department, Human Services Agency, Mayor's Office of Housing and Community Development, Office of Early Care and Education, or Office of Economic and Workforce Development.
    - $9,884,000 has been allocated to programs that will be administered, with city oversight, by nonprofit organizations through grant agreements between them and the San Francisco Foundation.

The exhibits below summarize this information, including how departments have disbursed the funds through their programs. An attachment to this memorandum shows the individual donations received, including donor name, date, amount, and fund (and excludes individual donations received by departments directly for their own use).

Exhibit 1: Total Donations Received by Give2SF

Donations Received Directly by Give2SF	Donations to Give2SF Through San Francisco Foundation	Total Donations Received
$7,779,645	**$20,971,978**	**$28,751,623**

Exhibit 2: Total Approved Disbursements and Disbursements to Departments, by Use of Fund

Department	Use of Fund	Disbursements Approved	Disbursements Made
Department of Children, Youth and Their Families and Recreation and Park Department	Youth programs	$125,000	$100,000
Human Services Agency	Food security	$6,946,482	$6,946,482
Office of Early Care and Education	Security for workers and small businesses	$1,000,000	$1,000,000
Office of Economic and Workforce Development	Security for workers and small businesses	$4,073,518	$4,073,518
Mayor's Office of Housing and Community Development	Access to housing	$6,290,000	$6,290,000
	Total	**$18,435,000**	**$18,410,000**

Exhibit 3: Human Services Agency's Program Uses and Impacts

Purpose	Description	Nonprofit Organization Partner	Amount	Impact
Senior/ Disability Food and Nutrition Network	Support equipment, staffing, and other infrastructure needed to modify services under COVID-19 (for example, freezers to provide multiday meal packs, additional delivery drivers and vehicles).	Department of Disability and Aging Services Network Providers[a]	$1,600,000	100,000 new meals per month and supporting program modifications to maintain pre-COVID-19 service levels of 250,000 meals per month
Undocu-mented and Immigrant Households	Support low-income undocumented and immigrant households who may be ineligible for mainstream benefits (for example, CalFresh) by providing gift cards ranging from $200 to $600 in value.	HealthySF	$500,000	2,631 households[b]
		Chinese for Affirmative Action	$300,000	500-700 households
Family Support	Support low-income families with gift cards distributed through Family Resource Centers (value based on household size), which operate in high-priority zip codes (based on COVID-19 infection rate, CalFresh application volume, and other factors).	Family Resource Centers	$750,000	Up to 1,400 families
Isolation/ Quarantine Support	Meet emergency food needs of households in isolation/quarantine due to confirmed or suspected infection until regular food support is established.	Shanti Project	$75,000	300-450 households
LGBTQ Food Relief	Distribute gift cards to help LGBTQ people meet urgent food needs, with a particular focus on trans people of color, trans immigrants, low-income LGBTQ people, and those who have lost their income due to COVID-19.	LGBTQ Center	$75,000	300-400 individuals
Food Relief for Low-Income Transitional Age Youth	Distribute gift cards to transitional age youth (age 18 to 24) receiving Medi-Cal benefits through the Human Services Agency, a group who reported pressing food needs via an agency-administered survey and are unlikely to receive other disaster assistance food support.	N/A – To be distributed by Human Services Agency	$860,000	3,700-4,000 individuals
Support for Mothers and Infants of Color	Distribute gift cards to support mothers and infants from communities of color, leveraging culturally appropriate pregnancy and postpartum care programs to reach low-income African-American, Latinx, and Pacific Islander pregnant women. Clients will receive $599 to $1,200 in gift cards over the support period.	SisterWeb SF Community Doula Network	$103,500	75 families
		Black Infant Health	$68,885	115 families

Purpose	Description	Nonprofit Organization Partner	Amount	Impact
Food Support for Latinx Community	Support distribution of culturally-appropriate groceries to the Latinx community. This includes groceries picked up in-person at pantries and deliveries to vulnerable residents.	CANA/ Mission Food Hub	$1,486,482	*To be quantified*[c]
		Homies Organizing the Mission to Empower Youth (HOMEY)	$99,000	300 families
Meals for HOPE SF Residents	Support distribution of prepared meals to residents in the Sunnydale and Potrero HOPE SF sites. Meals will be delivered 2-3 times per week for up to 16 weeks. This funding helps to sustain existing efforts at these locations.	Mercy Housing	$192,000	*To be quantified*[c]
		Shanti Project	$96,000	*To be quantified*[c]
Grocery Delivery to San Francisco Housing Authority Residents	Sustain six weeks of grocery distribution for 600 families per week (residents of public housing and Rental Assistance Demonstration sites, as well as participating families in the Section 8 programs). Service is rotated across sites so that a family will receive this support once per month.	San Francisco Housing Authority	$169,236	600 families
Emergency and Short-Term Funding Support for Communities of Color[d]	Sustain meal service to homeless encampments during two-week gap in regular service through the Meals in Place program (neighborhoods: Upper Market, SOMA, Mission, and Bayview)	Nourish	$292,824	19,600 meals distributed
	Support distribution of meals through the African-American Faith-Based Coalition to older and otherwise at-risk African-American households citywide.	San Francisco New Deal	$241,955	21,916 meals distributed
	Support distribution of meals through Mother Brown's Dining Hall in the Bayview to ensure maintenance of weekend meal service levels.	La Cocina	$22,600	2,000 meals distributed
	Pilot a weekly hot meal to supplement food resources for low-income Treasure Island residents.	One Treasure Island	$14,000	160 residents
		Total	**$6,946,482**	

Notes:
[a] Bayview Senior Services, Centro Latino, Episcopal Community Services, Glide, Jewish Family & Children's Services, Kimochi, Meals on Wheels, On Lok/30th Street, Project Open Hand, Russian American Community Services, San Francisco-Marin Food Bank, Self-Help for the Elderly
[b] Total card value exceeds allocation because bulk purchase of cards provides 5 percent discount.
[c] Program/service delivery is in the planning phase. Grantees and impacts will be reported in subsequent reports.
[d] These initiatives were identified by the Emergency Operations Center Feeding Group as needing short-term support to fill critical funding gaps for community-driven efforts serving communities of color.
Source: Human Services Agency

Exhibit 4: Office of Economic and Workforce Development Program Uses and Impacts

Purpose	Description	Grantee	Amount	Impact
Small Business Resiliency Grants	Make emergency grants to eligible small businesses with evidence of at least 25% revenue loss in a 30-day period.	Northeast Community Federal Credit Union	$1,000,000	At least 100 small businesses to access grants of up to $10,000
Small Business No-Interest Loans	San Francisco Hardship Emergency Loan Program (SF HELP) funds can be used to pay payroll, rent, utilities, inventory, and more. Flexible loan terms determined on a case-by-case basis, based on borrower's ability to repay.	Mission Economic Development Agency	$1,000,000	At least 20 businesses to access no-interest loan of up to $50,000
		Main Street Launch	$1,200,000	At least 24 businesses to access no-interest loan of up to $50,000
Supportive Services for Immigrant Workers	Provide direct support to immigrants and undocumented children, families, and communities affected by COVID-19.	Office of Civic Engagement and Immigrant Affairs (Subrecipient: SF Labor Council)	$115,000	Provide $200 to at least 500 individuals
		Office of Civic Engagement and Immigrant Affairs (Subrecipient: UndocuFund SF)	$115,000	Provide $200 to at least 500 individuals
		Bay Area Community Resources	$115,000	Provide $200 to at least 500 individuals
		Bay Area Community Resources (Subrecipient: Community Youth Center)	$115,000	Provide $200 to at least 500 individuals
Supportive Services for Food Security	Provide direct relief to support immigrants and undocumented children, families, and communities affected by COVID-19.	Bay Area Community Resources	$100,000	Provide $200 to at least 500 individuals
		Bay Area Community Resources (Subrecipient: Community Youth Center)	$100,000	Provide $200 to at least 500 individuals
	Provide support to the Mission District Food Hub, which Carnaval kicked off on Cinco de Mayo.	San Francisco Arts Commission (Subrecipient: Cultura y Arte Nativa de las Americas (CANA))	$100,000	Provide groceries to 4,000 disadvantaged, mostly immigrant households
	Provide direct relief to support vulnerable residents in low-income communities of color hard-hit by the pandemic, with a focus on public housing residents and at-risk households.	Human Rights Commission (Subrecipients Collective Impact)	$63,518*	Provide meals to 3,800 vulnerable residents
	Support food relief efforts for low-income, limited English-speaking workers who test positive for COVID-19 and find they cannot support themselves during quarantine.	Bay Area Community Resources (Subrecipient: Community Youth Center)	$50,000	Provide support to 250 low-income, vulnerable, disconnected households
		Total	**$4,073,518**	

** $63,518 of the original $350,000 allocation was spent. The remaining balance of $286,482 was transferred to the Human Services Agency to continue support for food security under the Food Support for Latinx Community program.*

Source: Office of Economic and Workforce Development

Exhibit 5: Mayor's Office of Housing and Community Development's Program Uses and Impact

Program	Description	Nonprofit Organization Partner	Amount	Impact
Housing Stabilization	Provide financial assistance for rent, mortgage, utility, and other housing costs to eligible households per application period (average amount of $4,000 per household, with an assistance cap of $10,000). Households are eligible, regardless of immigration status, if they have experienced a substantial loss of income due to COVID-19 and cannot afford their housing costs. Applications are run through a prioritization tool that identifies households that are most at risk.	Catholic Charities of San Francisco	$1,258,000	Approximately 9,000 applications received requesting financial assistance of over $42 million. To date, 1,443 prioritized applications are in the process of receiving up to a combined $5.8 million in assistance.
		Eviction Defense Collaborative	$1,258,000	
		La Raza Community Resource Center	$1,258,000	
		Q Foundation	$1,258,000	
		Young Community Developers	$1,258,000	
		Total	**$6,290,000**	

Source: Mayor's Office of Housing and Community Development

Exhibit 6: Office of Early Care and Education's Program Uses and Impact

Program	Description	Nonprofit Organization Partner	Amount	Impact*
Family Child Care (FCC) Emergency Operating Grants	Provide economic relief to FCC educators, who represent a sector of self-employed, low-income workers, who are not eligible or do not have access to many of the funding resources available to other business sectors, in order to help FCCs to survive loss of revenue until full enrollment can begin again.	Low Income Investment Fund (LIIF)	$1,000,000	165 grants awarded to 35 large FCC homes (serving up to 14 children) and 130 small FCC homes (serving up to 8 children).

Language Type	Large	Small	Amount
Chinese	25	63	$565,000
Spanish	7	38	$260,000
English	3	29	$175,000
Total	**35**	**130**	**$1,000,000**

		Total	**$1,000,000**	

* The application deadline was July 17, 2020. All grants have now been distributed by LIIF to the FCC grantees via direct deposit.

Source: Office of Early Care and Education

Exhibit 7: Department of Children, Youth and Their Families' and Recreation and Park Department's Program Uses and Impact

Program	Description	Nonprofit Organization Partner	Allocated Amount*	Impact
COVID-19 Community Hubs Initiative	Community Hubs are designed to support children and youth who: are part of low-income households; live in HOPE SF, public housing, or single-room occupancy hotels; are experiencing homelessness; are foster youth; or are English language learners.	YMCA of San Francisco	$125,000	Provide backpacks and supplies for children and youth who meet one of the following criteria: 1) are in kindergarten through 6th grade, are enrolled in any phase of the Community Hubs, and are from a high-need community as defined by the program design (up to 6,000 individuals); or 2) others in kindergarten through 6th grade and those above the 6th grade level who live within walking distance of a Community Hub but cannot enroll.
		Total	**$125,000**	

* $100,000 of the $125,000 has been disbursed to the department.

Source: Department of Children, Youth and Their Families and Recreation and Park Department

Exhibit 8: Total Approved Disbursements from the San Francisco Foundation Directly to Nonprofit Organizations With City Oversight

Program	Oversight Department(s)	Disbursements Approved
Emergency Family Relief Fund	Office of Economic and Workforce Development/Human Rights Commission	$4,884,000
Right to Recover	Office of Economic and Workforce Development/Human Rights Commission	$2,000,000
COVID-19 Related Grants and Loans for Small Businesses	Office of Economic and Workforce Development	$3,000,000
Total		**$9,884,000**

Exhibit 9: Uses, Impacts, and Grant Status for Programs Funded by Grant Agreements Between the San Francisco Foundation and Nonprofit Organizations With Joint Oversight from the Office of Economic and Workforce Development and Human Rights Commission

Purpose	Description	Nonprofit Organization	Amount	Impact
Emergency Family Relief Fund	$500 will be paid to families, or residents with children 18 and younger, affected by the COVID-19 pandemic who do not qualify for federal benefits.	Bay Area Community Resources	$1,555,000	Up to 1,555 families
		Central American Resource Center—San Francisco	$100,000	Up to 100 families
		Chinese for Progressive Action	$750,000	Up to 750 families
		Coleman Advocates (Excelsior Works!)	$200,000	Up to 200 families
		Collective Impact	$50,000	50 to 100 families
		Community Youth Center of San Francisco	$750,000	Up to 750 families
		Dolores Street Community Services	$150,000	Up to 150 families
		Tenderloin Housing Clinic (La Voz Latina SF)	$100,000	Up to 100 families
		Mission Economic Development Agency	$850,000	Up to 850 families
		Young Community Developers	$379,000	379 to 758 families
		Total	**$4,884,000**	
Right to Recover Program	Eligible low-income workers who have COVID-19 will receive two weeks of wage replacement or $1,285, based on San Francisco's hourly minimum wage.	Mission Economic Development Agency	$900,000	Up to 711 workers
		Young Community Developers	$900,000	Up to 711 workers
		Self-Help for the Elderly	$100,000	Up to 79 workers
		Central City Hospitality House [a]	$100,000	Up to 79 workers
		Total	**$2,000,000**	

[a] Grant agreements between the San Francisco Foundation and nonprofit organizations are in progress. All others have been executed, and the funds have been disbursed to nonprofit organizations.
[b] Program/service delivery is in the planning phase. Grantees and impacts will be reported in subsequent reports.

Exhibit 10: Uses, Impacts, and Grant Status for Programs Funded by Grant Agreements Between the San Francisco Foundation and Nonprofit Organizations With Oversight from the Office of Economic and Workforce Development

Purpose	Description	Nonprofit Organization	Amount	Impact
COVID-19 Related Grants and Loans for Small Businesses	Funding will support the Office of Economic and Workforce Development's existing grant and loan programs for small businesses affected by COVID-19, including $1,500,000 that has been allocated to the City's African-American Small Business Revolving Loan Fund.	MainStreet Launch	$2,000,000	At least 40 businesses to access no-interest loans of up to $50,000
		Mission Economic Development Agency	$500,000	At least 10 businesses to access no-interest loans of up to $50,000
		*To be determined**	$500,000	*To be quantified**
		Total	**$3,000,000**	

* Program/service delivery is in the planning phase. Grantees and impacts will be reported in subsequent reports.

In-Kind Donations

The Ninth Supplement, dated April 10, 2020, revised and replaced Item 4 in the Second Supplement to authorize the acceptance and use of goods donated to support the City's COVID-19 response efforts. The Twenty-Sixth Supplement, dated August 26, 2020, authorizes the acceptance and use of goods and facilities to support youth programs. Some donated goods are received by the Logistics Section of the COVID Command Center (formerly Emergency Operations Center). Other in-kind goods have been donated directly to city departments for their use.

Through September 30, 2020:

- 1,550,888 units of in-kind goods have been donated to and received by Give2SF, with a donation value of $4,038,676.[1]
- 1,233,426 units have been distributed to city departments by the COVID Command Center's Logistics Section.

Exhibit 11 summarizes this information, including valuation by category of donated goods. An attachment to this memorandum shows the individual donations received, including donor name, only for goods received through the COVID Command Center (and excludes individual donations received by departments directly for their own use).

Exhibit 11: In-Kind Donations Received by Give2SF and Distributed by the Logistics Section of the COVID Command Center

Category	Count Received	Count Distributed*
Aprons	369	0
Coveralls	14,603	2,333
Face Shields	63,186	2,943
Gloves	527,200	527,000
Goggles	3,362	3,362
Gowns	5,350	5,350
Hand Sanitizer	955	949
Liquid Disinfectant	302	0
Masks	726,733	580,393
Other Bulk Items	114,082	70,350
Shoe Covers	93,760	39,760
Wipes	986	986
Total	1,550,888	1,233,426

* Excludes goods purchased and distributed by the COVID Command Center's Logistics Section.

Source: COVID Command Center, Logistics Section

[1] Valuation of in-kind donations is ongoing.

Sunshine Ordinance Compliance

Financial Interests and Disclosure of Donations

The Sunshine Ordinance (San Francisco Administrative Code, Chapter 67) requires the disclosure of the source of the donation to the City and any financial interest the donor has involving the City. However, some donations received by Give2SF, both directly and through the San Francisco Foundation, were from donors who remain anonymous.

The Controller's Office is following up with donors to try to learn the source of the anonymous donations to the City and any financial interest the donor may have involving the City. Due to these ongoing efforts, one donor-advised fund, Fidelity Charitable, has agreed to no longer process grants to the City from donors who wish to remain anonymous, and another donor-advised fund, Schwab Charitable, confirmed that it is the owner for all donations it processes once funds are in its possession. The City Attorney accepts this interpretation, so no donations from Schwab Charitable are considered to be anonymous.

To date, only 12 donations ($111,100 of $7,779,645) directly received by Give2SF were made anonymously, 10 of which were made through donor-advised funds. The Controller's Office reached out to all donor-advised funds regarding anonymous donations that they handled and that the City received to inform them of city law and respectfully request the donors' names and financial interest confirmations. Regarding the 12 anonymous donations:

- 5 donations are still being followed up on by the donor-advised fund.
- 4 donations were made by donors who confirmed that they wish to remain anonymous.
- 3 donations were made via electronic wire transfer or money order without contact information provided and for which no contact information is publicly available.

The Controller's Office has also reached out to all donors requesting financial interests. To date, 16 donors responded to the Controller's Office request to confirm they do not have a financial interest with the City and 3 donors have confirmed a financial interest in the form of permits with the City. These donors are identified in the relevant attachment.

Policy Options for Anonymous Give2SF Donations Received

Due to either the absence of a response or the explicit refusal of some donors to disclose their identity and possible financial interest with the City, the Controller's Office cannot report on this information and is seeking policymaker guidance on next steps. For example, the Board of Supervisors may move to accept these donations while acknowledging the outreach and identification efforts taken by the Controller's Office to obtain donor information. Alternatively, the Board may order the return of the anonymous donations for which the information required by the Sunshine Ordinance cannot be obtained. Further, the Sunshine Ordinance does not address when donations are made through donor-advised funds and whether donor-advised funds can be considered the source of donations and therefore meet the intent of the Ordinance. Until the Controller's Office receives guidance from policymakers, the Controller's Office will retain amounts equivalent to the value of anonymous donations.

The Controller's Office is working collaboratively with the San Francisco Foundation to obtain donor names and financial interests when possible and determine which donors wish to remain anonymous. Similar to Schwab Charitable, the San Francisco Foundation confirmed that it is also the owner for all donations it processes once funds are in its possession. To date, only 115 donations ($36,885 of $20,971,623) through the San Francisco Foundation were made anonymously, both through donor-advised funds and corporate giving programs. Of the 115 donations, 62 donations ($33,000) are over the $100 threshold required by the Sunshine Ordinance.

Due to these ongoing efforts:

- For donations made through its website, the San Francisco Foundation has added to its website a statement that the Give2SF Fund cannot accept anonymous donations.
- For donations made at the San Francisco Foundation through donor-advised funds where the donor requests anonymity, the Foundation will inform donors that it cannot process anonymous donations and will decline the donations.
- For donations made through corporate-giving platforms, such as Benevity Community Impact Fund, the San Francisco Foundation does not have control, so individual donors may still be anonymous.

None of the in-kind donors are anonymous. Two donors of goods have confirmed that they have a financial interest with the City in the form of a contract with one or more city departments. These donors are identified in the relevant attachment.

Should you need additional information, please contact me at ben.rosenfield@sfgov.org or (415) 554-7500.

Attachments

- Give2SF Monetary Donations Received
- Give2SF In-Kind Donations Received

From: San Francisco Controller"s Office Reports
To: Mchugh, Eileen (BOS)
Subject: Issued: FY 2021 and FY 2022 Budget and Appropriations Ordinance and Salary Ordinance
Date: Monday, October 5, 2020 2:33:54 PM

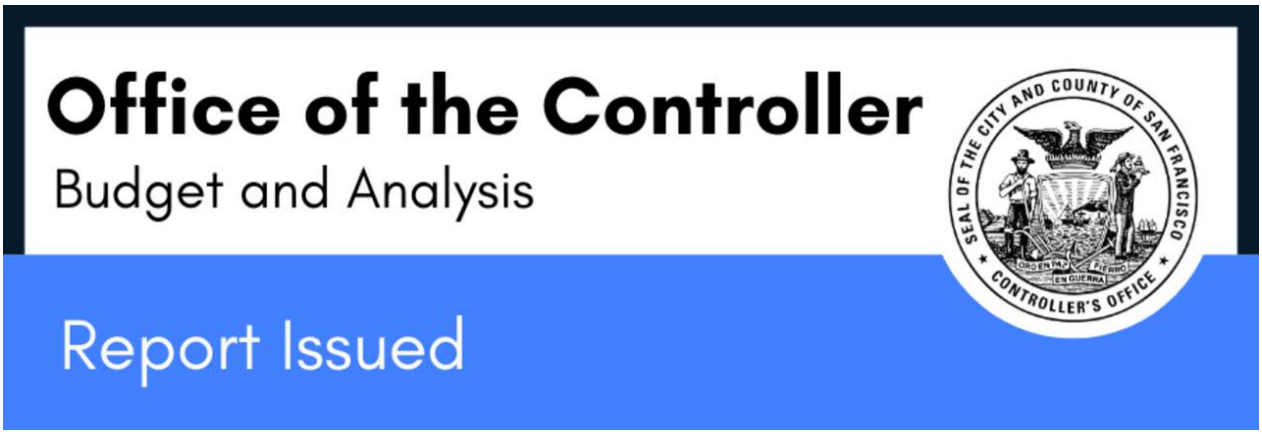

The Adopted Budget and Appropriation Ordinance for Fiscal Years 2020–2021 and 2021–2022 Budget and Ordinance was passed by the Board of Supervisors and approved by Mayor London N. Breed on October 1st, 2020.

Download the full report

Additionally, the Salary Ordinance for Fiscal Years 2020–2021 and 2021–2022 was passed by the Board of Supervisors and approved by Mayor London N. Breed on October 1st, 2020.

Download the full report



Sign up to receive news and updates

This is a send-only email address.

For questions about the report, please contact Director of Budget and Analysis Michelle Allersma at michelle.allersma@sfgov.org.

For press queries, please contact Communications Manager Alyssa Sewlal at alyssa.sewlal@sfgov.org.

Twitter LinkedIn

Share this email:

Email

Manage your preferences | **Opt out** using **TrueRemove®**

Got this as a forward? **Sign up** to receive our future emails.

View this email **online**.

1 Dr. Carlton B. Goodlett Place
San Francisco, CA | 94102 US

This email was sent to eileen.e.mchugh@sfgov.org.
To continue receiving our emails, add us to your address book.

CITY AND COUNTY OF SAN FRANCISCO

BUDGET AND APPROPRIATION ORDINANCE

File No. 200567 **Ordinance No. 165-20**

FISCAL YEAR ENDING JUNE 30, 2021 and
FISCAL YEAR ENDING JUNE 30, 2022

OFFICE OF THE CONTROLLER
CITY AND COUNTY OF SAN FRANCISCO

Ben Rosenfield
Controller

Todd Rydstrom
Deputy Controller

BUDGET AND APPROPRIATION ORDINANCE

FISCAL YEAR ENDING JUNE 30, 2021
and
FISCAL YEAR ENDING JUNE 30, 2022

The Budget and Appropriation Ordinance and its accompanying schedules are produced by the Controller's Budget Office. Upon approval, this is the document that is the legal authority for the City to spend funds during the fiscal year.

This document contains information on the sources and uses of City funds and selected departments, detailed by department and program. Additional schedules summarize City revenues and expenditures by service area, department, and fund. Please see the table of contents for a complete list of the information contained in this document.

Copies of this document are distributed to City libraries and posted on the City Controller's website (http://www.sfcontroller.org). They may also be viewed at the following City Hall offices:

Mayor's Office of Public Policy and Finance
1 Dr. Carlton B. Goodlett Place, Room 288

Controller's Office
1 Dr. Carlton B. Goodlett Place, Room 316

Clerk of the Board of Supervisors
1 Dr. Carlton B. Goodlett Place, Room 244

If you would like additional copies or need further information, please call the Controller's Budget Office at (415) 554-7500.

Table of Contents

		Page
Annual Appropriation Ordinance (Sections 1 & 2)		7
Consolidated Schedule of Sources and Uses		9
Sources of Funds by Major Service Area and Department		11
Sources of Funds		15
Uses of Funds		21
Positions by Major Service Area and Department		27
Major Fund Budgetary Recap		31
Appropriation Detail by Department:		35
A		
SCI	ACADEMY OF SCIENCES	36
ADP	ADULT PROBATION	38
AIR	AIRPORT	41
ART	ARTS COMMISSION	47
AAM	ASIAN ART MUSEUM	51
ASR	ASSESSOR / RECORDER	53
B		
BOA	BOARD OF APPEALS	56
BOS	BOARD OF SUPERVISORS	58
DBI	BUILDING INSPECTION	60
C		
CSS	CHILD SUPPORT SERVICES	64
CFC	CHILDREN AND FAMILIES COMMISSION	66
CHF	CHILDREN, YOUTH & THEIR FAMILIES	68
CAT	CITY ATTORNEY	74
CPC	CITY PLANNING	77
CSC	CIVIL SERVICE	81
CON	CONTROLLER	83
D		
DPA	DEPARTMENT OF POLICE ACCOUNTABILITY	86
DAT	DISTRICT ATTORNEY	88
E		
ECN	ECONOMIC & WORKFORCE DEVELOPMENT	92
REG	ELECTIONS	97
DEM	EMERGENCY MANAGEMENT	99
ENV	ENVIRONMENT	102
ETH	ETHICS	106
F		
FAM	FINE ARTS MUSEUM	108
FIR	FIRE DEPARTMENT	110

Table of Contents

		Page
G		
GEN	GENERAL CITY RESPONSIBILITY	114
ADM	GENERAL SERVICES AGENCY - CITY ADMINISTRATOR	119
DPW	GENERAL SERVICES AGENCY - PUBLIC WORKS	128
TIS	GENERAL SERVICES AGENCY - TECHNOLOGY	136
H		
HSS	HEALTH SERVICE SYSTEM	141
HOM	HOMELESSNESS AND SUPPORTIVE HOUSING	143
HRD	HUMAN RESOURCES	149
HRC	HUMAN RIGHTS	154
HSA	HUMAN SERVICES AGENCY	156
J		
JUV	JUVENILE PROBATION	165
L		
LLB	LAW LIBRARY	168
M		
MYR	MAYOR	170
MTA	MUNICIPAL TRANSPORTATION AGENCY	175
P		
POL	POLICE	184
PRT	PORT	190
PDR	PUBLIC DEFENDER	195
DPH	PUBLIC HEALTH	197
LIB	PUBLIC LIBRARY	214
PUC	PUBLIC UTILITIES	217
R		
REC	RECREATION AND PARK	225
RNT	RENT ARBITRATION BOARD	234
RET	RETIREMENT SYSTEM	236
S		
SHF	SHERIFF	238
WOM	STATUS OF WOMEN	243
CRT	SUPERIOR COURT	245
T		
TTX	TREASURER / TAX COLLECTOR	247
W		
WAR	WAR MEMORIAL	251
Detail of Reserves		255
Administrative Provisions		259
Statement of Bond Redemption and Interest		287

FILE NO. 200567 ORDINANCE NO. 165-20

AN ORDINANCE APPROPRIATING ALL ESTIMATED RECEIPTS

AND ALL ESTIMATED EXPENDITURES FOR THE

CITY AND COUNTY OF SAN FRANCISCO

FOR THE FISCAL YEAR ENDING JUNE 30, 2021

and

THE FISCAL YEAR ENDING JUNE 30, 2022

BE IT ORDAINED BY THE PEOPLE OF THE CITY AND COUNTY OF SAN FRANCISCO

SECTION 1. The amounts of estimated receipts, income, prior-year fund balance, prior-year reserves, de-appropriations, and revenue enumerated herein are hereby appropriated to the funds and departments indicated in this ordinance for the purpose of meeting appropriations herein provided.

SECTION 2. The amounts of proposed expenditures are hereby appropriated to the funds and departments as enumerated herein. Each department for which an expenditure appropriation is herein made is hereby authorized to use, in the manner provided by the law, the amounts so appropriated for the purposes specified in this appropriation ordinance.

CONSOLIDATED SCHEDULE OF SOURCES AND USES

Consolidated Schedule of Sources and Uses

Sources of Funds	2020-2021 General Fund	2020-2021 Self Supporting	2020-2021 Total	2021-2022 General Fund	2021-2022 Self Supporting	2021-2022 Total
Prior Year Fund Balance	370,404,987	456,486,813	826,891,800	84,067	128,050,692	128,134,759
Prior Year Reserves	156,500,000	22,157,353	178,657,353	331,590,000	27,342,647	358,932,647
Regular Revenues	5,227,183,510	7,381,899,586	12,609,083,096	5,290,154,268	6,657,484,342	11,947,638,610
Transfers Into the General Fund	447,095,113	(447,095,113)	0	182,536,618	(182,536,618)	0
Sources of Funds Total	**6,201,183,610**	**7,413,448,639**	**13,614,632,249**	**5,804,364,953**	**6,630,341,063**	**12,434,706,016**

Uses of Funds	General Fund	Self Supporting	Total	General Fund	Self Supporting	Total
Gross Expenditures	5,503,689,994	7,987,334,513	13,491,024,507	5,092,988,062	7,904,392,001	12,997,380,063
Less Interdepartmental Recoveries	(570,953,383)	(551,295,273)	(1,122,248,656)	(588,888,415)	(580,979,302)	(1,169,867,717)
Capital Projects	36,650,015	388,327,996	424,978,011	33,144,835	224,828,655	257,973,490
Facilities Maintenance	2,571,946	63,176,981	65,748,927	3,023,595	63,444,341	66,467,936
Reserves	183,070,019	572,059,441	755,129,460	35,344,019	247,408,225	282,752,244
Transfers From the General Fund	1,046,155,019	(1,046,155,019)	0	1,228,752,857	(1,228,752,857)	0
Uses of Funds Total	**6,201,183,610**	**7,413,448,639**	**13,614,632,249**	**5,804,364,953**	**6,630,341,063**	**12,434,706,016**

SOURCES OF FUNDS BY MAJOR SERVICE AREA

AND DEPARTMENT

Sources of Funds by Service Area and Department

Department	Fiscal Year 2020-2021			Fiscal Year 2021-2022		
	Departmental Revenues and Recoveries	Allocated General Fund Support	Total Departmental Sources	Departmental Revenues and Recoveries	Allocated General Fund Support	Total Departmental Sources
01: Public Protection						
ADP ADULT PROBATION	16,951,530	24,866,579	41,818,109	16,238,639	26,433,817	42,672,456
CRT SUPERIOR COURT	2,802,544	33,463,253	36,265,797	0	33,463,253	33,463,253
DAT DISTRICT ATTORNEY	9,762,073	63,959,733	73,721,806	9,513,818	64,762,392	74,276,210
DEM EMERGENCY MANAGEMENT	47,031,885	70,056,405	117,088,290	39,268,257	64,341,245	103,609,502
DPA POLICE ACCOUNTABILTY	208,000	10,207,143	10,415,143	208,000	9,136,261	9,344,261
FIR FIRE DEPARTMENT	137,383,282	274,907,422	412,290,704	141,406,618	271,560,680	412,967,298
JUV JUVENILE PROBATION	11,350,106	29,934,119	41,284,225	11,182,743	28,512,480	39,695,223
PDR PUBLIC DEFENDER	681,240	41,575,463	42,256,703	427,790	40,992,968	41,420,758
POL POLICE	158,978,872	508,912,230	667,891,102	162,807,385	492,907,907	655,715,292
SHF SHERIFF	58,287,098	186,725,515	245,012,613	55,547,619	190,269,772	245,817,391
TOTAL Public Protection	443,436,630	1,244,607,862	1,688,044,492	436,600,869	1,222,380,775	1,658,981,644
02: Public Works, Transportation & Commerce						
AIR AIRPORT COMMISSION	1,465,583,462		1,465,583,462	1,434,969,818		1,434,969,818
BOA BOARD OF APPEALS - PAB	1,177,452	0	1,177,452	1,203,911	0	1,203,911
DBI BUILDING INSPECTION	89,501,462		89,501,462	89,228,295		89,228,295
DPW GSA PUBLIC WORKS	256,393,201	95,519,805	351,913,006	265,279,877	86,849,807	352,129,684
ECN ECONOMIC & WRKFRCE DVLPMNT	29,470,303	66,679,322	96,149,625	28,305,652	64,481,275	92,786,927
MTA MUNICIPAL TRANSPRTN AGNCY	1,162,540,662	383,490,000	1,546,030,662	955,360,158	432,160,000	1,387,520,158
PRT PORT	124,802,058		124,802,058	110,151,355		110,151,355
PUC PUBLIC UTILITIES COMMISSN	1,433,954,907		1,433,954,907	1,483,386,733		1,483,386,733
TOTAL Public Works, Transportation & Commerce	4,563,423,507	545,689,127	5,109,112,634	4,367,885,799	583,491,082	4,951,376,881
03: Human Welfare & Neighborhood Development						
CFC CHILDREN & FAMILIES COMMSN	31,194,003		31,194,003	30,968,671		30,968,671
CHF CHILDREN;YOUTH & FAMILIES	215,269,541	70,085,958	285,355,499	204,588,850	62,505,305	267,094,155
CSS CHILD SUPPORT SERVICES	13,409,069		13,409,069	13,435,971		13,435,971
ENV ENVIRONMENT	41,287,133		41,287,133	23,202,426		23,202,426
HOM HOMELESSNESS SERVICES	615,548,191	236,571,546	852,119,737	345,366,554	221,833,253	567,199,807
HRC HUMAN RIGHTS COMMISSION	99,600	11,105,468	11,205,068	99,600	9,476,136	9,575,736
HSA HUMAN SERVICES AGENCY	1,036,088,493	376,108,979	1,412,197,472	906,681,011	380,093,012	1,286,774,023
RNT RENT ARBITRATION BOARD	9,381,302		9,381,302	10,290,761		10,290,761
WOM STATUS OF WOMEN	409,126	9,870,300	10,279,426	409,126	9,960,299	10,369,425
TOTAL Human Welfare & Neighborhood Development	1,962,686,458	703,742,251	2,666,428,709	1,535,042,970	683,868,005	2,218,910,975
04: Community Health						
DPH PUBLIC HEALTH	1,892,202,291	883,580,138	2,775,782,429	1,651,143,250	930,221,724	2,581,364,974
TOTAL Community Health	1,892,202,291	883,580,138	2,775,782,429	1,651,143,250	930,221,724	2,581,364,974
05: Culture & Recreation						
AAM ASIAN ART MUSEUM	536,379	9,699,937	10,236,316	542,354	9,621,256	10,163,610

Department	Departmental Revenues and Recoveries	Allocated General Fund Support	Total Departmental Sources	Departmental Revenues and Recoveries	Allocated General Fund Support	Total Departmental Sources
ART ARTS COMMISSION	15,674,463	8,087,552	23,762,015	16,710,098	8,000,411	24,710,509
FAM FINE ARTS MUSEUM	1,302,614	17,167,489	18,470,103	1,317,781	17,868,114	19,185,895
LIB PUBLIC LIBRARY	72,000,834	79,700,000	151,700,834	68,181,431	89,270,000	157,451,431
LLB LAW LIBRARY		1,937,106	1,937,106		2,009,543	2,009,543
REC RECREATION & PARK COMMSN	148,159,199	83,426,830	231,586,029	137,799,893	79,862,317	217,662,210
SCI ACADEMY OF SCIENCES		5,587,723	5,587,723		5,564,644	5,564,644
WAR WAR MEMORIAL	15,476,717	9,253,577	24,730,294	17,096,484	9,466,026	26,562,510
TOTAL Culture & Recreation	253,150,206	214,860,214	468,010,420	241,648,041	221,662,311	463,310,352
06: General Administration & Finance						
ADM GEN SVCS AGENCY-CITY ADMIN	409,042,204	62,042,735	471,084,939	444,735,754	69,106,191	513,841,945
ASR ASSESSOR / RECORDER	7,645,057	31,460,374	39,105,431	7,484,081	26,898,144	34,382,225
BOS BOARD OF SUPERVISORS	361,791	18,244,527	18,606,318	380,306	18,431,503	18,811,809
CAT CITY ATTORNEY	68,509,410	25,305,115	93,814,525	69,912,823	25,732,589	95,645,412
CON CONTROLLER	63,417,284	11,676,614	75,093,898	61,805,569	11,393,498	73,199,067
CPC CITY PLANNING	54,474,410	5,971,704	60,446,114	53,494,709	6,587,057	60,081,766
CSC CIVIL SERVICE COMMISSION	360,839	925,194	1,286,033	360,839	974,411	1,335,250
ETH ETHICS COMMISSION	157,200	4,567,315	4,724,515	157,200	4,966,235	5,123,435
HRD HUMAN RESOURCES	88,539,949	19,490,821	108,030,770	90,580,946	20,263,553	110,844,499
HSS HEALTH SERVICE SYSTEM	12,102,328	0	12,102,328	12,396,530	1	12,396,531
MYR MAYOR	107,692,672	98,614,484	206,307,156	58,002,303	99,970,228	157,972,531
REG ELECTIONS	3,516,268	20,872,061	24,388,329	876,628	22,398,919	23,275,547
RET RETIREMENT SYSTEM	39,899,637	(183,304)	39,716,333	42,059,124	(225,685)	41,833,439
TIS GSA - TECHNOLOGY	124,566,495	6,906,150	131,472,645	124,931,890	6,551,723	131,483,613
TTX TREASURER/TAX COLLECTOR	19,394,962	23,276,911	42,671,873	18,169,966	24,719,667	42,889,633
TOTAL General Administration & Finance	999,680,506	329,170,701	1,328,851,207	985,348,668	337,768,034	1,323,116,702
07: General City Responsibilities						
GEN GENERAL CITY / UNALLOCATED	5,723,599,499	(3,921,650,293)	1,801,949,206	5,290,732,291	(3,979,391,931)	1,311,340,360
TOTAL General City Responsibilities	5,723,599,499	(3,921,650,293)	1,801,949,206	5,290,732,291	(3,979,391,931)	1,311,340,360
Less Citywide Transfer Adjustments	(1,101,298,192)		(1,101,298,192)	(903,828,155)		(903,828,155)
Less Interdepartmental Recoveries	(1,122,248,656)		(1,122,248,656)	(1,169,867,717)		(1,169,867,717)
Net Total Sources of Funds	**13,614,632,249**	**0**	**13,614,632,249**	**12,434,706,016**	**0**	**12,434,706,016**

SOURCES OF FUNDS

Sources of Funds - FY 2020-2021
General Fund

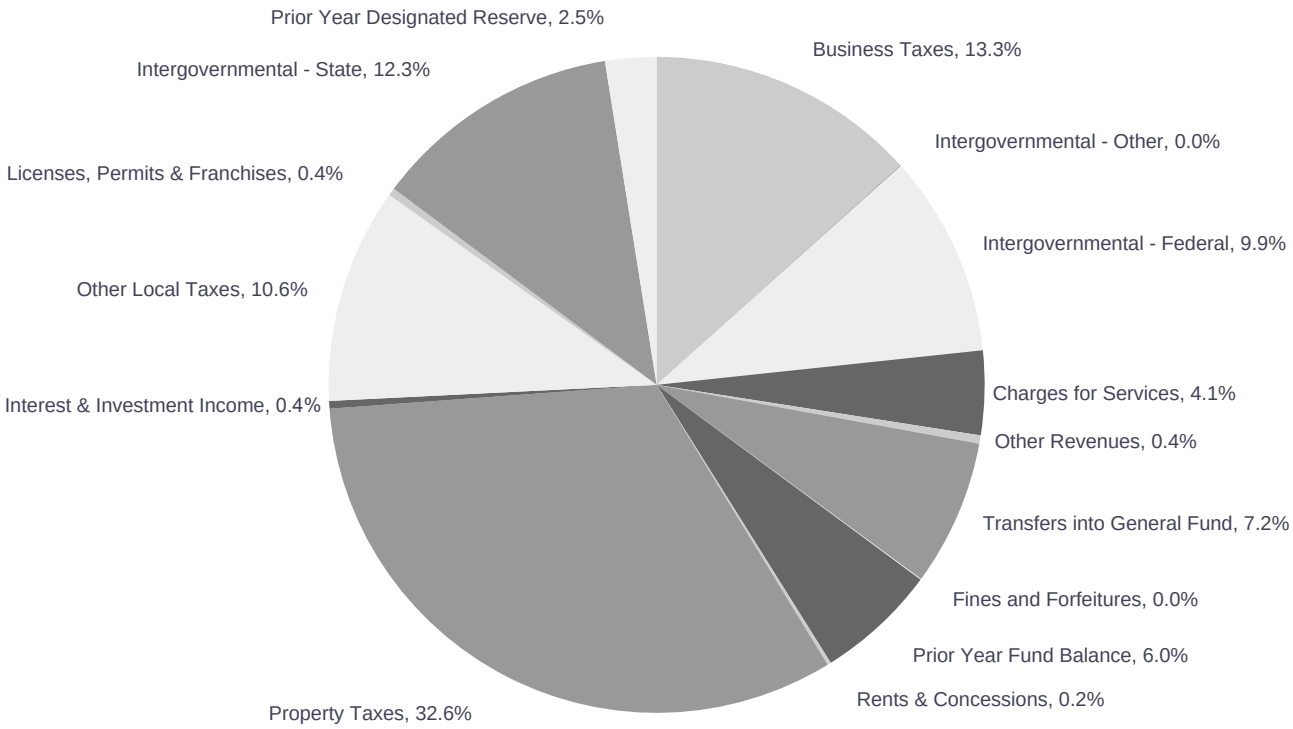

GENERAL FUND	**Sorted by Size**	
Sources of Funds	**FY 2020-2021**	**% of Total**
Property Taxes	2,019,600,000	32.6%
Business Taxes	826,400,000	13.3%
Intergovernmental - State	761,119,942	12.3%
Other Local Taxes	657,990,000	10.6%
Intergovernmental - Federal	616,703,171	9.9%
Charges for Services	257,295,302	4.1%
Other Revenues	25,254,232	0.4%
Interest & Investment Income	23,490,000	0.4%
Licenses, Permits & Franchises	23,175,250	0.4%
Rents & Concessions	10,948,130	0.2%
Intergovernmental - Other	2,869,733	0.0%
Fines and Forfeitures	2,337,750	0.0%
Regular Revenues	**5,227,183,510**	**84.3%**
Transfers into General Fund	447,095,113	7.2%
Prior Year Fund Balance	370,404,987	6.0%
Prior Year Designated Reserve	156,500,000	2.5%
	974,000,100	**15.7%**
Total Sources	**6,201,183,610**	**100.0%**

Sources of Funds - FY 2021-2022
General Fund

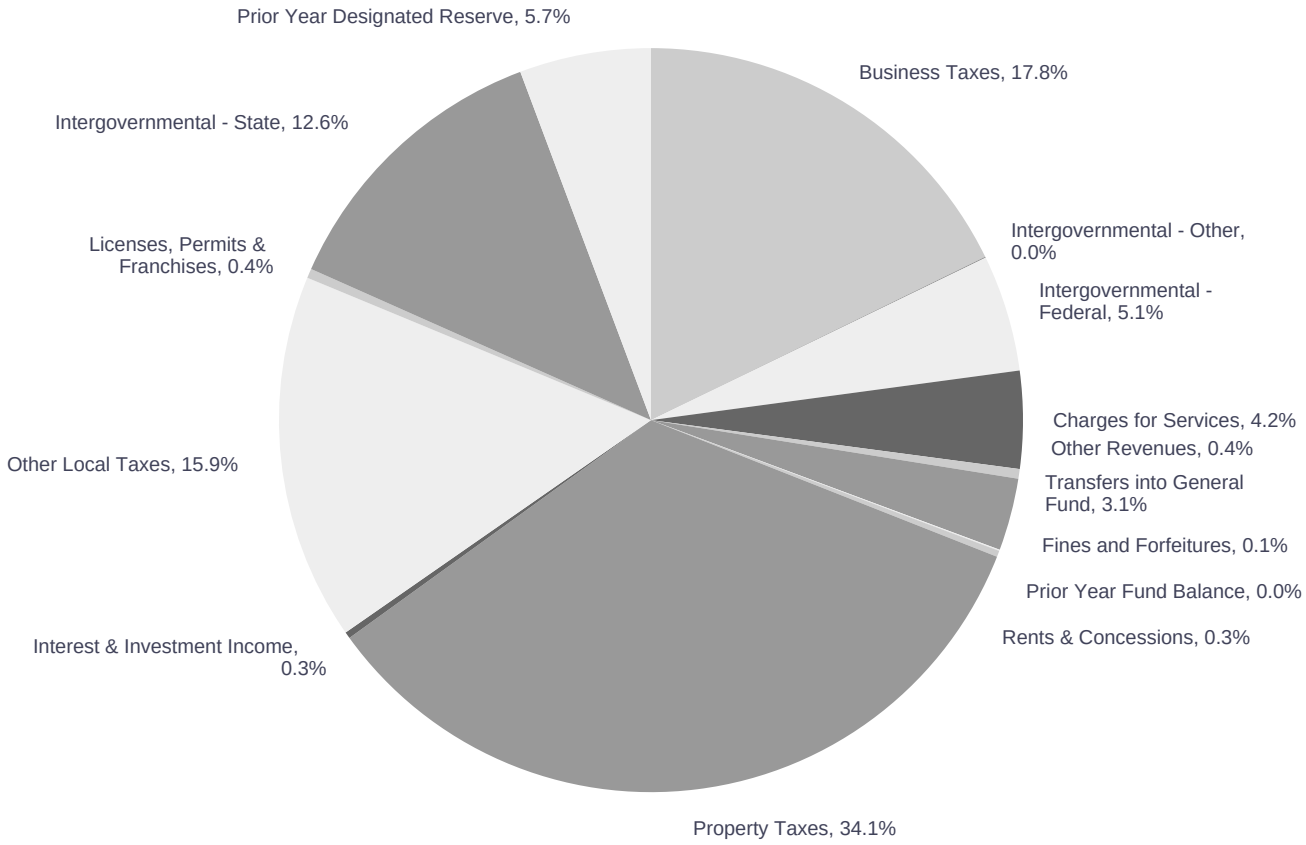

GENERAL FUND **Sorted by Size**

Sources of Funds	FY 2021-2022	% of Total
Property Taxes	1,976,900,000	34.1%
Business Taxes	1,030,900,000	17.8%
Other Local Taxes	924,130,000	15.9%
Intergovernmental - State	733,023,587	12.6%
Intergovernmental - Federal	293,577,346	5.1%
Charges for Services	245,657,159	4.2%
Other Revenues	24,324,613	0.4%
Licenses, Permits & Franchises	23,687,750	0.4%
Interest & Investment Income	16,530,000	0.3%
Rents & Concessions	15,450,730	0.3%
Fines and Forfeitures	3,087,750	0.1%
Intergovernmental - Other	2,885,333	0.0%
Regular Revenues	**5,290,154,268**	**91.1%**
Prior Year Designated Reserve	331,590,000	5.7%
Transfers into General Fund	182,536,618	3.1%
Prior Year Fund Balance	84,067	0.0%
	514,210,685	**8.9%**
Total Sources	**5,804,364,953**	**100.0%**

Sources of Funds - FY 2020-2021
All Funds

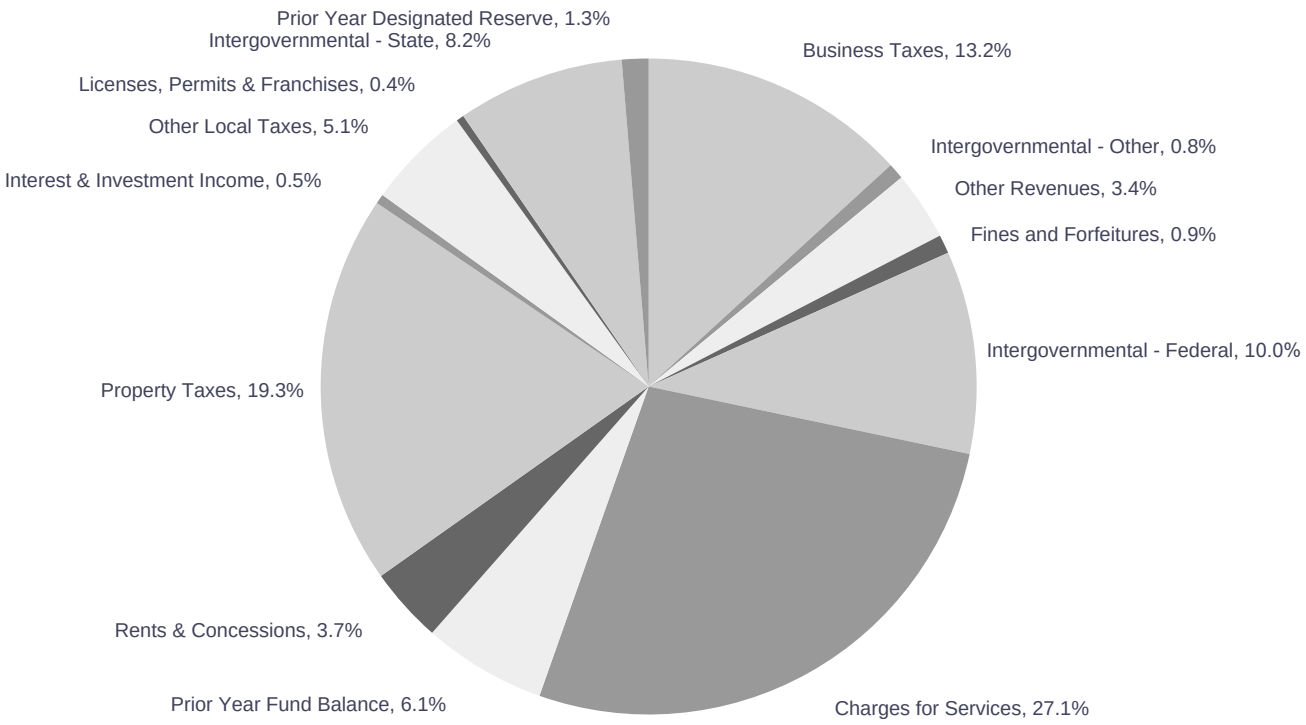

ALL FUNDS **Sorted by Size**

Sources of Funds	FY 2020-2021	% of Total
Charges for Services	3,689,948,069	27.1%
Property Taxes	2,620,889,881	19.3%
Business Taxes	1,798,310,125	13.2%
Intergovernmental - Federal	1,359,412,768	10.0%
Intergovernmental - State	1,122,893,303	8.2%
Other Local Taxes	698,910,000	5.1%
Rents & Concessions	506,765,495	3.7%
Other Revenues	461,559,653	3.4%
Fines and Forfeitures	125,549,152	0.9%
Intergovernmental - Other	108,308,660	0.8%
Interest & Investment Income	64,743,224	0.5%
Licenses, Permits & Franchises	51,792,766	0.4%
Regular Revenues	**12,609,083,096**	**92.6%**
Prior Year Fund Balance	826,891,800	6.1%
Prior Year Designated Reserve	178,657,353	1.3%
	1,005,549,153	**7.4%**
Total Sources	**13,614,632,249**	**100.0%**

Sources of Funds - FY 2021-2022
All Funds

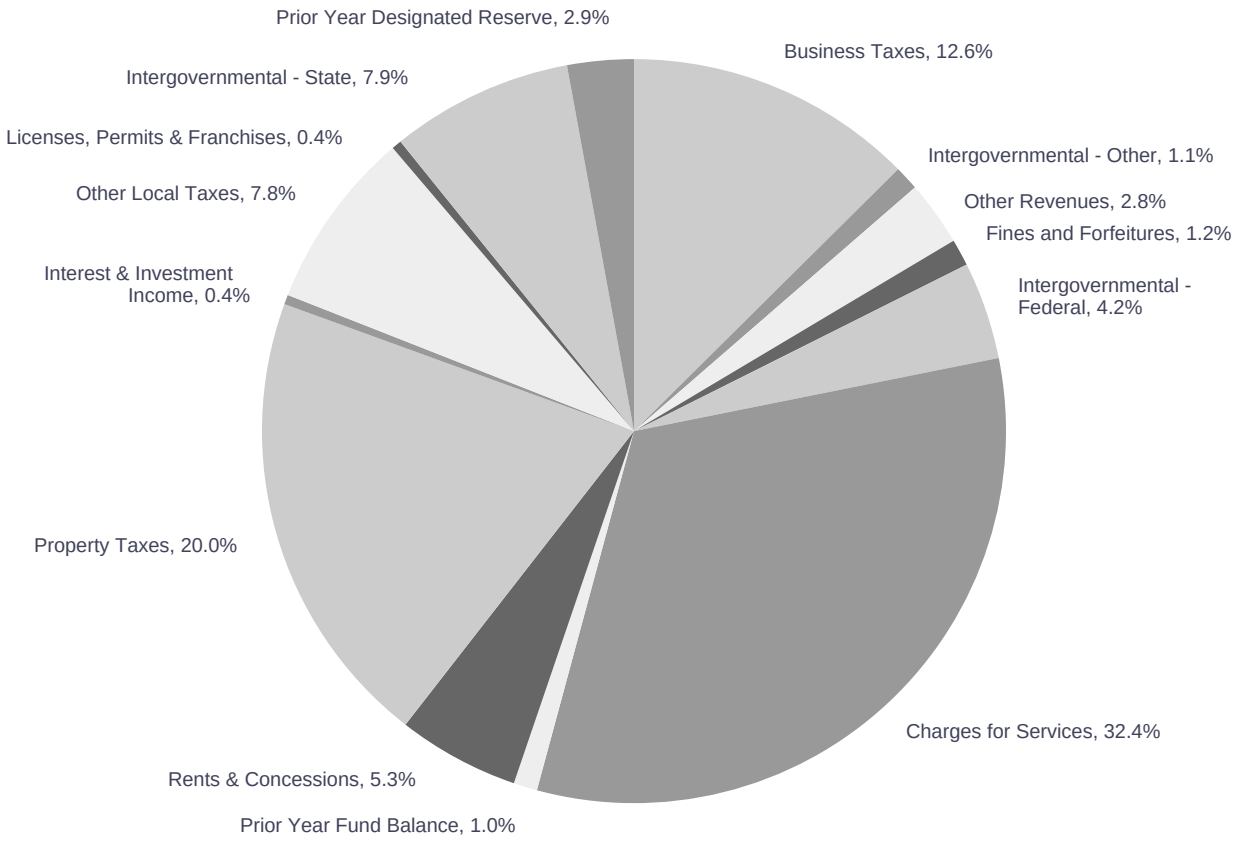

ALL FUNDS **Sorted by Size**

Sources of Funds	FY 2021-2022	% of Total
Charges for Services	4,023,251,658	32.4%
Property Taxes	2,488,947,462	20.0%
Business Taxes	1,562,590,000	12.6%
Intergovernmental - State	984,354,310	7.9%
Other Local Taxes	970,642,000	7.8%
Rents & Concessions	658,529,714	5.3%
Intergovernmental - Federal	526,640,690	4.2%
Other Revenues	350,366,219	2.8%
Fines and Forfeitures	145,019,927	1.2%
Intergovernmental - Other	132,244,038	1.1%
Licenses, Permits & Franchises	53,272,096	0.4%
Interest & Investment Income	51,780,496	0.4%
Regular Revenues	**11,947,638,610**	**96.1%**
Prior Year Designated Reserve	358,932,647	2.9%
Prior Year Fund Balance	128,134,759	1.0%
	487,067,406	**3.9%**
Total Sources	**12,434,706,016**	**100.0%**

USES OF FUNDS

Uses of Funds - FY 2020-2021
General Fund

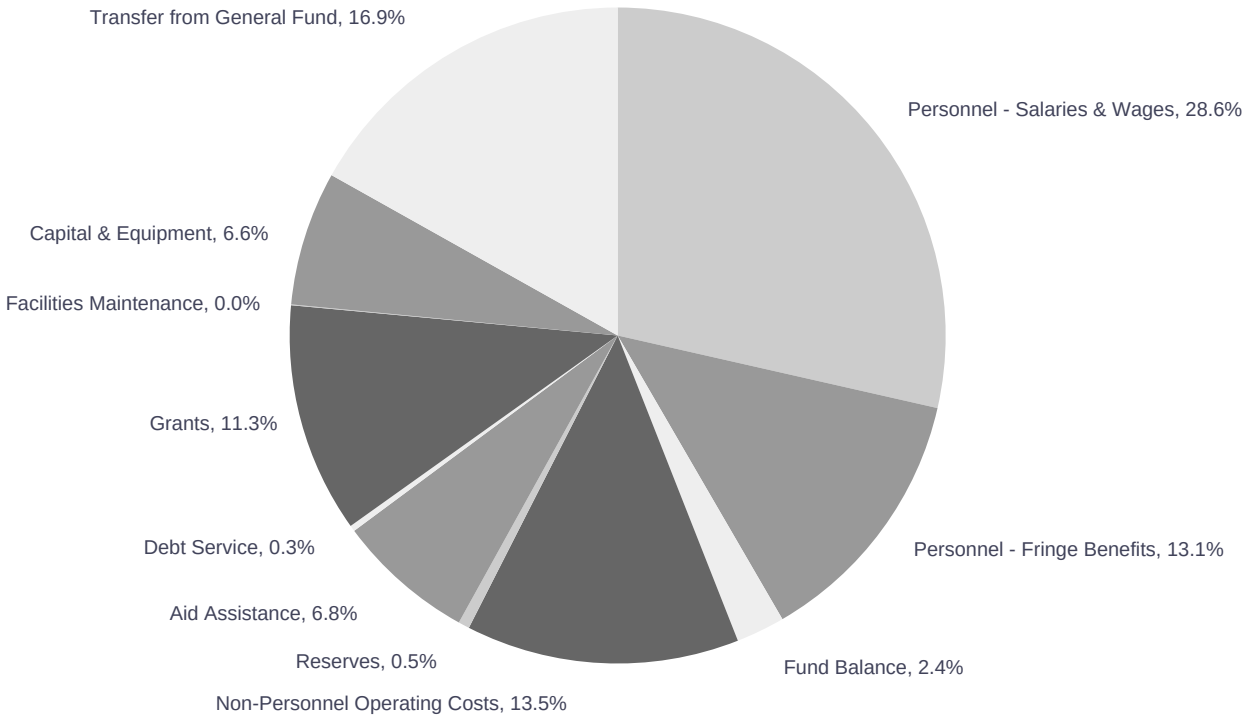

	Gross		Net Recoveries	
Types of Use	**FY 2020-2021**	**% of Total**	**FY 2020-2021**	**% of Total**
Personnel - Salaries & Wages	1,820,130,844	29.4%	1,770,634,080	28.6%
Personnel - Fringe Benefits	833,251,239	13.4%	810,591,747	13.1%
Personnel - Sub Total	**2,653,382,083**	**42.8%**	**2,581,225,828**	**41.6%**
Non-Personnel Operating Costs	858,408,126	13.8%	835,064,516	13.5%
Debt Service	18,091,329	0.3%	18,091,329	0.3%
Capital & Equipment	410,309,163	6.6%	410,309,163	6.6%
Aid Assistance	421,970,409	6.8%	421,970,409	6.8%
Grants	702,725,381	11.3%	702,725,381	11.3%
Reserves	34,070,019	0.5%	34,070,019	0.5%
Fund Balance	149,000,000	2.4%	149,000,000	2.4%
Facilities Maintenance	2,571,946	0.0%	2,571,946	0.0%
Transfer from General Fund	1,046,155,019	16.9%	1,046,155,019	16.9%
Services of Other Depts, Recoveries & Ov	(95,499,865)	-1.5%	0	0.0%
Non - Personnel - Sub Total	**3,547,801,527**	**57.2%**	**3,619,957,782**	**58.4%**
Grand Total	**6,201,183,610**	**100.0%**	**6,201,183,610**	**100.0%**

Uses of Funds - FY 2021-2022
General Fund

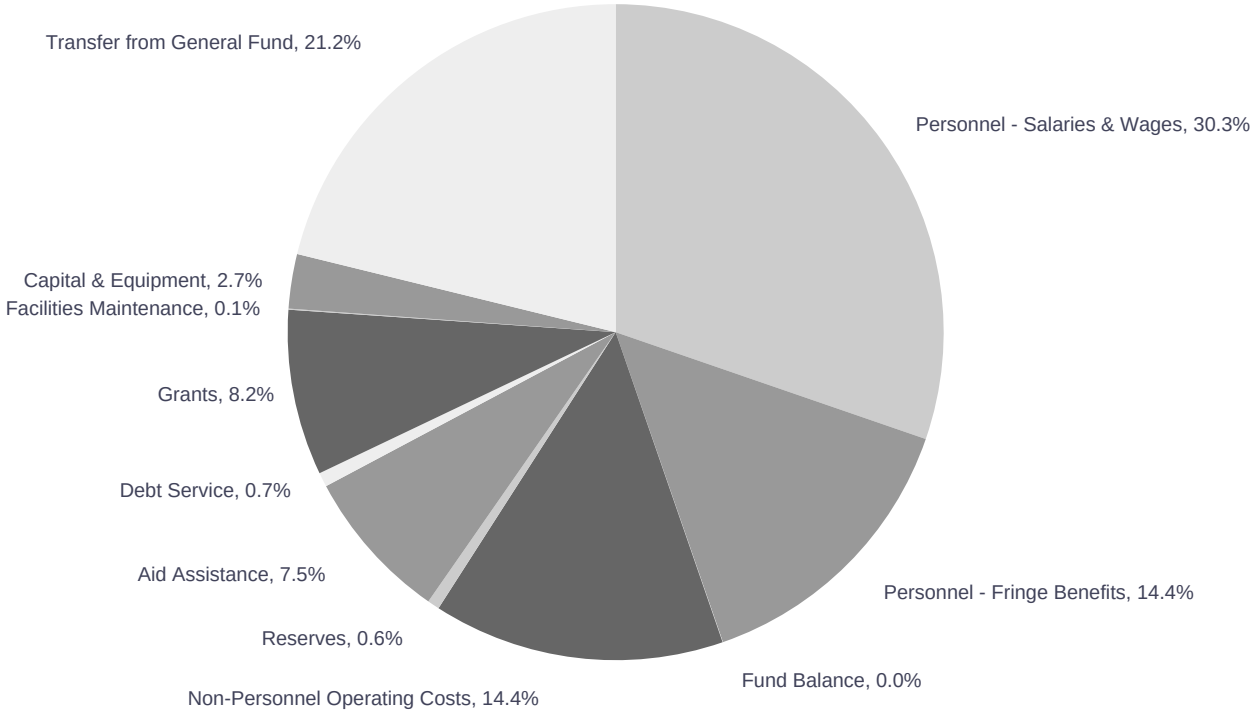

	Gross		Net Recoveries	
Types of Use	**FY 2021-2022**	**% of Total**	**FY 2021-2022**	**% of Total**
Personnel - Salaries & Wages	1,791,647,727	30.9%	1,757,681,704	30.3%
Personnel - Fringe Benefits	852,909,753	14.7%	836,740,306	14.4%
Personnel - Sub Total	**2,644,557,480**	**45.6%**	**2,594,422,010**	**44.7%**
Non-Personnel Operating Costs	850,092,987	14.6%	833,976,941	14.4%
Debt Service	40,721,719	0.7%	40,721,719	0.7%
Capital & Equipment	155,790,226	2.7%	155,790,226	2.7%
Aid Assistance	438,145,476	7.5%	438,145,476	7.5%
Grants	474,188,110	8.2%	474,188,110	8.2%
Reserves	34,470,019	0.6%	34,470,019	0.6%
Fund Balance	874,000	0.0%	874,000	0.0%
Facilities Maintenance	3,023,595	0.1%	3,023,595	0.1%
Transfer from General Fund	1,228,752,857	21.2%	1,228,752,857	21.2%
Services of Other Depts, Recoveries & Ov	(66,251,516)	-1.1%	0	0.0%
Non - Personnel - Sub Total	**3,159,807,473**	**54.4%**	**3,209,942,943**	**55.3%**
Grand Total	**5,804,364,953**	**100.0%**	**5,804,364,953**	**100.0%**

Uses of Funds - FY 2020-2021
All Funds

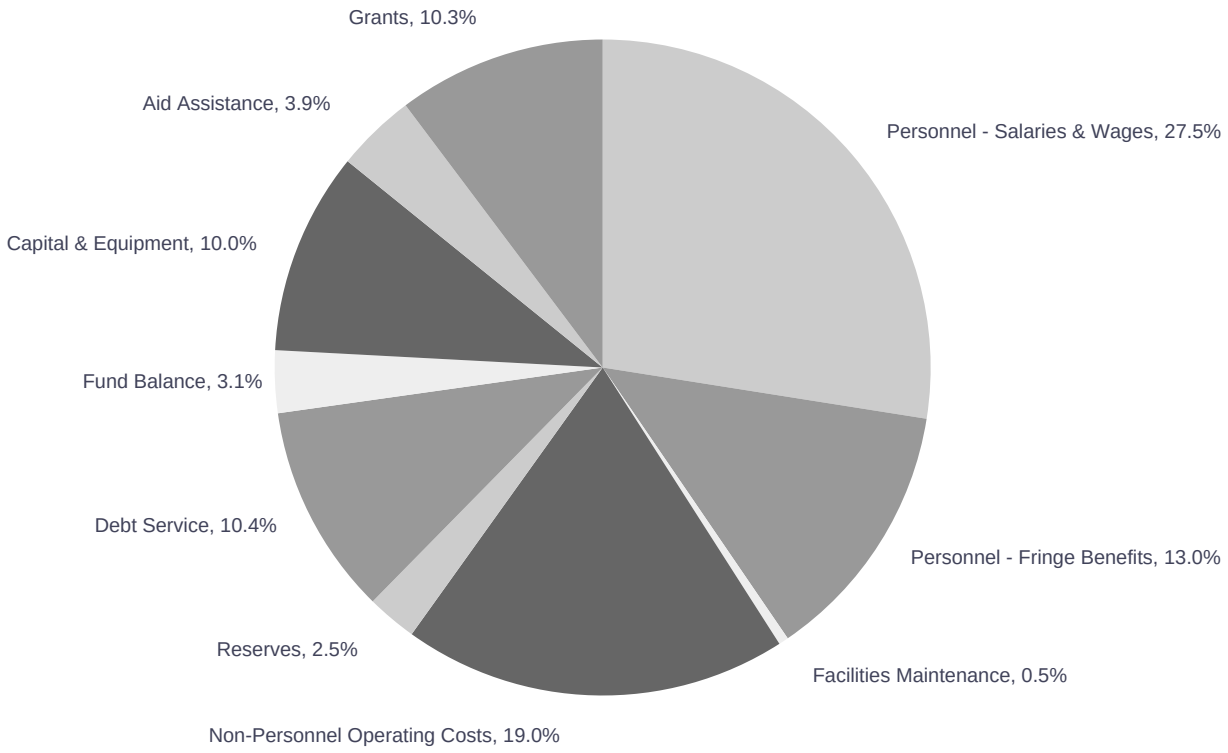

	Gross		Net Recoveries	
Types of Use	**FY 2020-2021**	**% of Total**	**FY 2020-2021**	**% of Total**
Personnel - Salaries & Wages	3,859,618,846	28.3%	3,743,930,110	27.5%
Personnel - Fringe Benefits	1,818,997,554	13.4%	1,764,474,676	13.0%
Personnel - Sub Total	**5,678,616,400**	**41.7%**	**5,508,404,786**	**40.5%**
Non-Personnel Operating Costs	2,659,805,554	19.5%	2,580,080,184	19.0%
Debt Service	1,416,493,356	10.4%	1,416,493,356	10.4%
Grants	1,396,832,602	10.3%	1,396,832,602	10.3%
Capital & Equipment	1,358,627,780	10.0%	1,358,627,780	10.0%
Aid Assistance	533,315,154	3.9%	533,315,154	3.9%
Fund Balance	418,548,317	3.1%	418,548,317	3.1%
Reserves	336,581,143	2.5%	336,581,143	2.5%
Facilities Maintenance	65,748,927	0.5%	65,748,927	0.5%
Services of Other Depts, Recoveries & Ov	(249,936,984)	-1.8%	0	0.0%
Non - Personnel - Sub Total	**7,936,015,849**	**58.3%**	**8,106,227,463**	**59.5%**
Grand Total	**13,614,632,249**	**100.0%**	**13,614,632,249**	**100.0%**

Average Per Employee (FTE)		
Personnel - Salaries & Wages	121,456	68.0%
Personnel - Fringe Benefits	57,241	32.0%
Personnel - Sub Total	**178,697**	**100.0%**

Uses of Funds - FY 2021-2022
All Funds

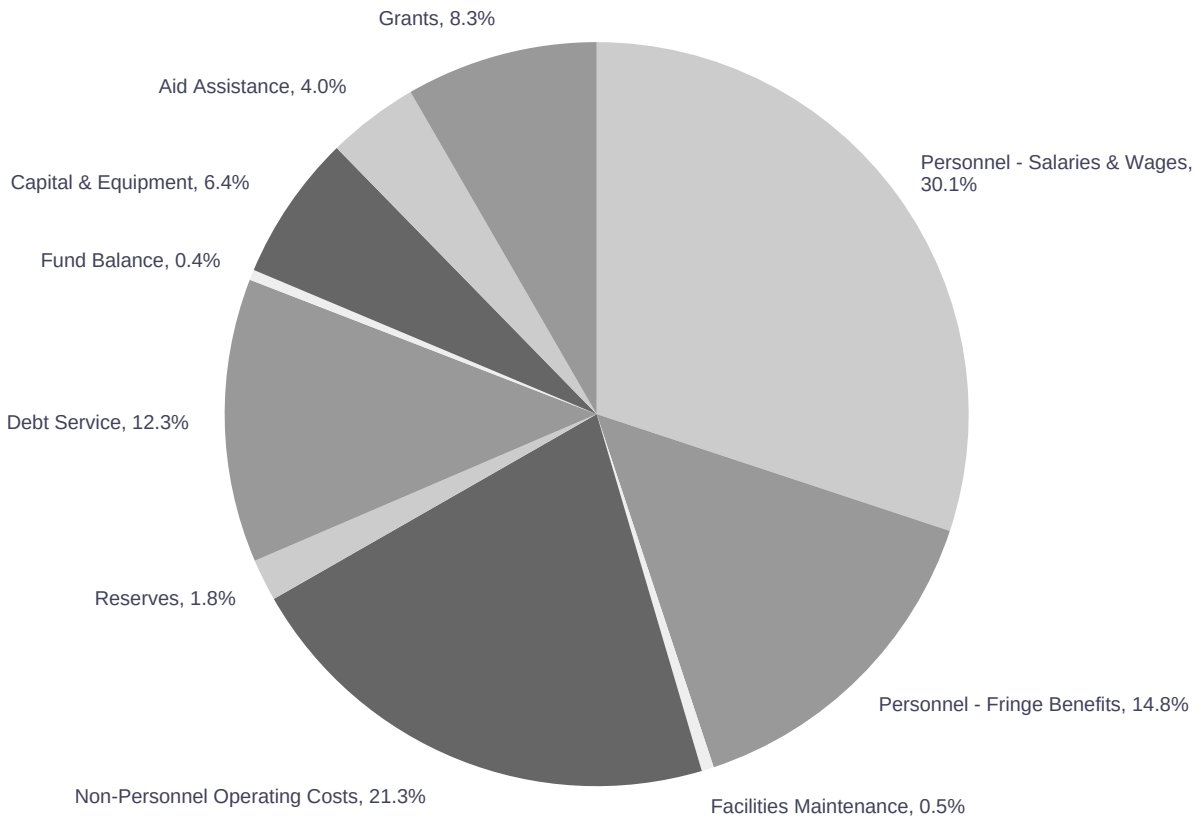

	Gross		Net Recoveries	
Types of Use	**FY 2021-2022**	**% of Total**	**FY 2021-2022**	**% of Total**
Personnel - Salaries & Wages	3,858,108,165	31.0%	3,740,693,023	30.1%
Personnel - Fringe Benefits	1,900,877,987	15.3%	1,843,027,909	14.8%
Personnel - Sub Total	**5,758,986,152**	**46.3%**	**5,583,720,932**	**44.9%**
Non-Personnel Operating Costs	2,730,129,139	22.0%	2,647,042,173	21.3%
Debt Service	1,533,622,494	12.3%	1,533,622,494	12.3%
Grants	1,036,914,128	8.3%	1,036,914,128	8.3%
Capital & Equipment	789,959,140	6.4%	789,959,140	6.4%
Aid Assistance	494,226,969	4.0%	494,226,969	4.0%
Reserves	226,835,846	1.8%	226,835,846	1.8%
Facilities Maintenance	66,467,936	0.5%	66,467,936	0.5%
Fund Balance	55,916,398	0.4%	55,916,398	0.4%
Services of Other Depts, Recoveries & Ov	(258,352,186)	-2.1%	0	0.0%
Non - Personnel - Sub Total	**6,675,719,864**	**53.7%**	**6,850,985,084**	**55.1%**
Grand Total	**12,434,706,016**	**100.0%**	**12,434,706,016**	**100.0%**

Average Per Employee (FTE)		
Personnel - Salaries & Wages	121,518	67.0%
Personnel - Fringe Benefits	59,872	33.0%
Personnel - Sub Total	**181,390**	**100.0%**

POSITIONS BY MAJOR SERVICE AREA

AND DEPARTMENT

Funded Positions by Major Service Area and Department

Service Area: A, Public Protection

	2019-2020 Original Budget	2020-2021 Adopted Budget	Change From 2019-2020	2021-2022 Adopted Budget	Change From 2020-2021
ADULT PROBATION	154.40	147.38	(7.02)	148.58	1.20
DISTRICT ATTORNEY	275.34	266.83	(8.51)	267.01	0.18
EMERGENCY MANAGEMENT	279.47	296.79	17.32	277.96	(18.83)
FIRE DEPARTMENT	1,676.77	1,641.24	(35.53)	1,637.24	(4.00)
JUVENILE PROBATION	212.68	183.61	(29.07)	181.13	(2.48)
POLICE	3,202.79	3,048.45	(154.34)	3,002.01	(46.44)
POLICE ACCOUNTABILTY	50.17	47.94	(2.23)	42.22	(5.72)
PUBLIC DEFENDER	189.08	188.44	(0.64)	183.77	(4.67)
SHERIFF	1,031.38	1,007.63	(23.75)	1,001.78	(5.85)
Service Area: A, Public Protection Total	**7,072.08**	**6,828.31**	**(243.77)**	**6,741.70**	**(86.61)**

Service Area: B, Public Works, Transportation & Commerce

	2019-2020 Original Budget	2020-2021 Adopted Budget	Change From 2019-2020	2021-2022 Adopted Budget	Change From 2020-2021
AIRPORT COMMISSION	1,591.93	1,609.69	17.76	1,629.61	19.92
BOARD OF APPEALS	5.00	5.02	0.02	5.02	0.00
BUILDING INSPECTION	269.08	265.49	(3.59)	269.20	3.71
ECONOMIC AND WORKFORCE DEVELOPMENT	105.66	104.69	(0.97)	104.04	(0.65)
GENERAL SERVICES AGENCY - PUBLIC WORKS	1,070.99	1,063.07	(7.92)	1,055.44	(7.63)
MUNICIPAL TRANSPRTN AGNCY	5,477.28	5,519.75	42.47	5,569.64	49.89
PORT	246.15	231.81	(14.34)	232.21	0.40
PUBLIC UTILITIES COMMISSN	1,690.00	1,666.85	(23.15)	1,684.45	17.60
Service Area: B, Public Works, Transportation & Commerce Total	**10,456.09**	**10,466.37**	**10.28**	**10,549.61**	**83.24**

Service Area: C, Human Welfare & Neighborhood Development

	2019-2020 Original Budget	2020-2021 Adopted Budget	Change From 2019-2020	2021-2022 Adopted Budget	Change From 2020-2021
CHILD SUPPORT SERVICES	76.73	66.22	(10.51)	69.70	3.48
CHILDREN AND FAMILIES COMMISSION	15.00	14.19	(0.81)	15.03	0.84
CHILDREN; YOUTH & THEIR FAMILIES	54.87	54.92	0.05	54.92	0.00
ENVIRONMENT	64.90	70.70	5.80	70.26	(0.44)
HOMELESSNESS AND SUPPORTIVE HOUSING	132.34	156.97	24.63	162.80	5.83
HUMAN RIGHTS COMMISSION	23.19	22.91	(0.28)	21.80	(1.11)
HUMAN SERVICES	2,141.36	2,159.97	18.61	2,163.36	3.39
RENT ARBITRATION BOARD	37.42	35.15	(2.27)	39.75	4.60
STATUS OF WOMEN	6.10	5.38	(0.72)	6.10	0.72
Service Area: C, Human Welfare & Neighborhood Development Total	**2,551.91**	**2,586.41**	**34.50**	**2,603.72**	**17.31**

Service Area: D, Community Health

	2019-2020 Original Budget	2020-2021 Adopted Budget	Change From 2019-2020	2021-2022 Adopted Budget	Change From 2020-2021
PUBLIC HEALTH	6,886.00	7,161.30	275.30	7,065.47	(95.83)
Service Area: D, Community Health Total	**6,886.00**	**7,161.30**	**275.30**	**7,065.47**	**(95.83)**

Service Area: E, Culture & Recreation

	2019-2020 Original Budget	2020-2021 Adopted Budget	Change From 2019-2020	2021-2022 Adopted Budget	Change From 2020-2021
ACADEMY OF SCIENCES	12.00	11.04	(0.96)	11.04	0.00
ARTS COMMISSION	30.27	28.42	(1.85)	28.40	(0.02)

	2019-2020 Original Budget	2020-2021 Adopted Budget	Change From 2019-2020	2021-2022 Adopted Budget	Change From 2020-2021
ASIAN ART MUSEUM	57.51	53.29	(4.22)	53.29	0.00
FINE ARTS MUSEUM	109.22	104.60	(4.62)	104.60	0.00
LAW LIBRARY	3.00	2.30	(0.70)	2.30	0.00
PUBLIC LIBRARY	701.06	700.17	(0.89)	700.48	0.31
RECREATION AND PARK COMMISSION	939.65	911.71	(27.94)	956.27	44.56
WAR MEMORIAL	70.61	61.81	(8.80)	66.11	4.30
Service Area: E, Culture & Recreation Total	**1,923.32**	**1,873.34**	**(49.98)**	**1,922.49**	**49.15**

Service Area: F, General Administration & Finance

	2019-2020 Original Budget	2020-2021 Adopted Budget	Change From 2019-2020	2021-2022 Adopted Budget	Change From 2020-2021
ASSESSOR / RECORDER	170.93	161.69	(9.24)	161.72	0.03
BOARD OF SUPERVISORS	84.51	85.95	1.44	85.69	(0.26)
CITY ATTORNEY	310.19	309.80	(0.39)	311.61	1.81
CITY PLANNING	221.67	217.29	(4.38)	216.90	(0.39)
CIVIL SERVICE COMMISSION	6.01	5.79	(0.22)	6.00	0.21
CONTROLLER	250.30	248.19	(2.11)	249.00	0.81
ELECTIONS	75.97	61.20	(14.77)	59.33	(1.87)
ETHICS COMMISSION	23.26	22.78	(0.48)	24.35	1.57
GENERAL SERVICES AGENCY-CITY ADMIN	917.06	913.06	(4.00)	909.95	(3.11)
HEALTH SERVICE SYSTEM	49.69	47.12	(2.57)	47.12	0.00
HUMAN RESOURCES	172.40	177.28	4.88	183.32	6.04
MAYOR	77.89	76.06	(1.83)	74.45	(1.61)
RETIREMENT SYSTEM	105.48	106.83	1.35	108.61	1.78
GENERAL SERVICES AGENCY-TECHNOLOGY	220.42	223.75	3.33	224.68	0.93
TREASURER/TAX COLLECTOR	208.45	205.44	(3.01)	203.44	(2.00)
Service Area: F, General Administration & Finance Total	**2,894.23**	**2,862.23**	**(32.00)**	**2,866.17**	**3.94**

Service Area: G, General City Responsibilities

	2019-2020 Original Budget	2020-2021 Adopted Budget	Change From 2019-2020	2021-2022 Adopted Budget	Change From 2020-2021
GENERAL CITY / UNALLOCATED	0.77	0.00	(0.77)	0.00	0.00
Service Area: G, General City Responsibilities Total	**0.77**	**0.00**	**(0.77)**	**0.00**	**0.00**
Grand Total	**31,784.40**	**31,777.96**	**(6.44)**	**31,749.16**	**(28.80)**

MAJOR FUND BUDGETARY RECAP

City and County of San Francisco
Major Fund Budgetary Recap
Budget Year 2020-2021
(in Thousands of Dollars)

	Governmental Funds							
Sources	**General Fund**	**Special Revenue**	**Capital Projects**	**Debt Service**	**Enterprise**	**Internal Service**	**Other Agency/Trust**	**Total All Funds**
Prior Year Fund Balance - 6/30/20 (est.)	370,405	100,020	250	-	355,981	174	63	826,892
Prior Year Reserves	156,500	13,657	8,500	-	-	-	-	178,657
Prior Year Sources Total	**526,905**	**113,677**	**8,750**	**0**	**355,981**	**174**	**63**	**1,005,549**
Property Taxes	2,019,600	242,500	-	356,935	-	-	1,855	2,620,890
Other Local Taxes	657,990	40,920	-	-	-	-	-	698,910
Business Taxes	826,400	971,910	-	-	-	-	-	1,798,310
Rents & Concessions	10,948	27,736	-	-	455,756	825	11,500	506,765
Fines and Forfeitures	2,338	12,407	-	15,823	94,982	-	-	125,549
Interest & Investment Income	23,490	4,448	1,977	-	34,559	-	269	64,743
Licenses, Permits & Franchises	23,175	10,168	-	-	18,450	-	-	51,793
Intergovernmental - State	761,120	238,264	-	800	122,709	-	-	1,122,893
Intergovernmental - Federal	616,703	204,626	-	-	538,084	-	-	1,359,413
Intergovernmental - Other	2,870	2,502	-	-	102,875	61	-	108,309
Charges for Services	257,295	110,667	-	-	3,321,225	450	311	3,689,948
Other Revenues	25,254	127,763	-	3,543	253,835	-	51,164	461,560
Other Financing Sources	-	-	-	-	-	-	-	0
Current Year Sources Total	**5,227,184**	**1,993,912**	**1,977**	**377,101**	**4,942,475**	**1,336**	**65,098**	**12,609,083**
Contribution Transfers In	-	382,715	-	-	663,440	-	-	1,046,155
Operating Transfer In	447,095	1,339	-	2,260	261,687	-	-	712,380
Transfers In Total	**447,095**	**384,054**	**0**	**2,260**	**925,127**	**0**		**1,758,535**
Available Sources Total	**6,201,184**	**2,491,643**	**10,727**	**379,361**	**6,223,583**	**1,510**	**65,161**	**15,373,167**
Uses	-	-	-	-	-	-	-	
Community Health	(1,152,275)	(243,010)	(7,000)	-	(1,324,643)	-	-	(2,726,927)
Culture & Recreation	(158,511)	(292,038)	(9,846)	-	-	-	(115)	(460,510)
General Administration and Finance	(363,650)	(258,835)	(1,050)	-	-	(1,443)	(61,080)	(686,059)
General City Responsibilities	(219,635)	(7,616)	-	(379,361)	-	-	-	(606,611)
Human Welfare & Neighborhood Development	(1,477,225)	(1,094,874)	-	-	-	-	-	(2,572,099)
Public Protection	(1,448,004)	(73,493)	-	-	(111,410)	-	-	(1,632,907)
Public Works, Transportation & Commerce	(186,729)	(190,222)	7,419	-	(4,141,439)	-	-	(4,510,971)
Current Year Uses Total	**(5,006,029)**	**(2,160,088)**	**(10,477)**	**(379,361)**	**(5,577,491)**	**(1,443)**	**(61,195)**	**(13,196,084)**
Contribution Transfers Out	(1,022,509)	(7,394)	-	-	(164,775)	-	-	(1,194,678)
Operating Transfer Out	(23,646)	(317,528)	(250)	-	(222,434)	-	-	(563,857)
Transfers Out Total	**(1,046,155)**	**(324,922)**	**(250)**		**(387,208)**	**0**		**(1,758,535)**
Proposed Uses Total	**(6,052,184)**	**(2,485,010)**	**(10,727)**	**(379,361)**	**(5,964,700)**	**(1,443)**	**(61,195)**	**(14,954,619)**
Fund Balance - 6/30/21 (est.)	149,000	6,633	(0)	-	258,883	67	3,966	418,548

City and County of San Francisco
Major Fund Budgetary Recap
Budget Year 2021-2022
(in Thousands of Dollars)

	Governmental Funds							
Sources	**General Fund**	**Special Revenue**	**Capital Projects**	**Debt Service**	**Enterprise**	**Internal Service**	**Other Agency/Trust**	**Total All Funds**
Prior Year Fund Balance - 6/30/21 (est.)	84	41,333	-	2,305	84,351	-	63	128,135
Prior Year Reserves	331,590	27,343	-	-	-	-	-	358,933
Prior Year Sources Total	**331,674**	**68,675**	**0**	**2,305**	**84,351**	**0**	**63**	**487,067**
Property Taxes	1,976,900	242,414	-	268,957	-	-	676	2,488,947
Other Local Taxes	924,130	46,512	-	-	-	-	-	970,642
Business Taxes	1,030,900	531,690	-	-	-	-	-	1,562,590
Rents & Concessions	15,451	56,084	-	-	574,699	826	11,470	658,530
Fines and Forfeitures	3,088	11,236	-	16,102	114,595	-	-	145,020
Interest & Investment Income	16,530	4,344	-	-	30,638	-	269	51,780
Licenses, Permits & Franchises	23,688	10,172	-	-	19,413	-	-	53,272
Intergovernmental - State	733,024	129,682	-	800	120,849	-	-	984,354
Intergovernmental - Federal	293,577	183,271	-	-	49,792	-	-	526,641
Intergovernmental - Other	2,885	2,569	-	-	126,727	62	-	132,244
Charges for Services	245,657	119,321	-	-	3,657,480	483	311	4,023,252
Other Revenues	24,325	63,487	-	3,287	205,551	-	53,717	350,366
Other Financing Sources	-	-	-	-	-	-	-	0
Current Year Sources Total	**5,290,154**	**1,400,780**	**0**	**289,146**	**4,899,744**	**1,371**	**66,442**	**11,947,639**
Contribution Transfers In	-	408,265	-	-	820,488	-	-	1,228,753
Operating Transfer In	182,537	1,339	-	2,260	318,077	-	-	504,213
Transfers In Total	**182,537**	**409,603**	**0**	**2,260**	**1,138,565**	**0**		**1,732,965**
Available Sources Total	**5,804,365**	**1,879,059**	**0**	**293,711**	**6,122,661**	**1,371**	**66,505**	**14,167,671**
Uses	-	-	-	-	-	-	-	
Community Health	(1,004,399)	(184,966)	-	-	(1,343,023)	-	-	(2,532,389)
Culture & Recreation	(167,908)	(280,979)	-	-	-	-	(115)	(449,002)
General Administration and Finance	(367,768)	(220,245)	-	-	-	(705)	(61,213)	(649,930)
General City Responsibilities	(175,806)	(9,119)	-	(293,711)	-	-	-	(478,636)
Human Welfare & Neighborhood Development	(1,272,305)	(853,247)	-	-	-	-	-	(2,125,553)
Public Protection	(1,419,535)	(68,539)	-	-	(112,716)	-	-	(1,600,790)
Public Works, Transportation & Commerce	(167,017)	(195,043)	-	-	(4,180,431)	-	-	(4,542,490)
Current Year Uses Total	**(4,574,738)**	**(1,812,138)**	**0**	**(293,711)**	**(5,636,170)**	**(705)**	**(61,328)**	**(12,378,790)**
Contribution Transfers Out	(1,203,720)	(8,891)	-	-	(219,042)	-	-	(1,431,652)
Operating Transfer Out	(25,033)	(42,728)	-	-	(233,552)	-	-	(301,313)
Transfers Out Total	**(1,228,753)**	**(51,619)**	**0**		**(452,594)**	**0**		**(1,732,965)**
Proposed Uses Total	**(5,803,491)**	**(1,863,757)**	**0**	**(293,711)**	**(6,088,764)**	**(705)**	**(61,328)**	**(14,111,755)**
Fund Balance - 6/30/22 (est.)	874	15,302	-	-	33,896	667	5,177	55,916

APPROPRIATION DETAIL BY DEPARTMENT

Department: SCI Academy Of Sciences

Fund Summary

Fund Title	2019-2020 Original Budget	2020-2021 Adopted Budget	2020-2021 Change From 2019-2020	2021-2022 Adopted Budget	2021-2022 Change From 2020-2021
General Fund	6,576,684	5,587,723	(988,961)	5,564,644	(23,079)
Total Uses by Funds	**6,576,684**	**5,587,723**	**(988,961)**	**5,564,644**	**(23,079)**

Division Summary

SCI Academy Of Sciences	6,576,684	5,587,723	(988,961)	5,564,644	(23,079)
Total Uses by Division	**6,576,684**	**5,587,723**	**(988,961)**	**5,564,644**	**(23,079)**

Chart of Account Summary

Salaries	1,424,782	1,346,947	(77,835)	1,361,450	14,503
Mandatory Fringe Benefits	586,256	577,885	(8,371)	599,064	21,179
Non-Personnel Services	1,699,468	1,499,468	(200,000)	1,499,468	
Capital Outlay	925,000	603,398	(321,602)	318,568	(284,830)
Facilities Maintenance	288,950		(288,950)		
Services Of Other Depts	1,652,228	1,560,025	(92,203)	1,786,094	226,069
Total Uses by Chart of Account	**6,576,684**	**5,587,723**	**(988,961)**	**5,564,644**	**(23,079)**

Sources of Funds Detail by Account

General Fund Support	6,576,684	5,587,723	(988,961)	5,564,644	(23,079)
Total Sources by Fund	**6,576,684**	**5,587,723**	**(988,961)**	**5,564,644**	**(23,079)**

Uses of Funds Detail Appropriation

Operating

Fund Code	Fund Title	Code	Title	2019-2020 Original Budget	2020-2021 Adopted Budget	2020-2021 Change From 2019-2020	2021-2022 Adopted Budget	2021-2022 Change From 2020-2021
10000	GF Annual Account Ctrl		Salaries	1,424,782	1,346,947	(77,835)	1,361,450	14,503
			Mandatory Fringe Benefits	586,256	577,885	(8,371)	599,064	21,179
			Non-Personnel Services	1,699,468	1,499,468	(200,000)	1,499,468	

Fund Code	Fund Title	Code	Title	2019-2020 Original Budget	2020-2021 Adopted Budget	2020-2021 Change From 2019-2020	2021-2022 Adopted Budget	2021-2022 Change From 2020-2021
10000	GF Annual Account Ctrl		Capital Outlay	150,000	300,000	150,000		(300,000)
			Services Of Other Depts	1,652,228	1,560,025	(92,203)	1,786,094	226,069
10000 Total				**5,512,734**	**5,284,325**	**(228,409)**	**5,246,076**	**(38,249)**
Operating Total				**5,512,734**	**5,284,325**	**(228,409)**	**5,246,076**	**(38,249)**

Annual Projects - Authority Control

Fund Code	Fund Title	Code	Title	2019-2020 Original Budget	2020-2021 Adopted Budget	2020-2021 Change From 2019-2020	2021-2022 Adopted Budget	2021-2022 Change From 2020-2021
10010	GF Annual Authority Ctrl	15806	Sci - Facility Maintenance	863,950	303,398	(560,552)	318,568	15,170
10010 Total				**863,950**	**303,398**	**(560,552)**	**318,568**	**15,170**
Annual Projects - Authority Control Total				**863,950**	**303,398**	**(560,552)**	**318,568**	**15,170**

Continuing Projects - Authority Control

Fund Code	Fund Title	Code	Title	2019-2020 Original Budget	2020-2021 Adopted Budget	2020-2021 Change From 2019-2020	2021-2022 Adopted Budget	2021-2022 Change From 2020-2021
10020	GF Continuing Authority Ctrl	15806	Sci - Facility Maintenance	200,000		(200,000)		
10020 Total				**200,000**	**0**	**(200,000)**	**0**	**0**
Continuing Projects - Authority Control Total				**200,000**	**0**	**(200,000)**	**0**	**0**

Total Uses of Funds				**6,576,684**	**5,587,723**	**(988,961)**	**5,564,644**	**(23,079)**

Department: ADP Adult Probation

Fund Summary

Fund Title	2019-2020 Original Budget	2020-2021 Adopted Budget	2020-2021 Change From 2019-2020	2021-2022 Adopted Budget	2021-2022 Change From 2020-2021
Community Health Services Fund		223,295	223,295	229,994	6,699
General Fund	38,040,281	37,580,970	(459,311)	37,426,317	(154,653)
Public Protection Fund	3,841,185	4,013,844	172,659	5,016,145	1,002,301
Total Uses by Funds	**41,881,466**	**41,818,109**	**(63,357)**	**42,672,456**	**854,347**

Division Summary

ADP Adult Probation	41,881,466	41,818,109	(63,357)	42,672,456	854,347
Total Uses by Division	**41,881,466**	**41,818,109**	**(63,357)**	**42,672,456**	**854,347**

Chart of Account Summary

Salaries	16,844,111	16,119,633	(724,478)	16,254,953	135,320
Mandatory Fringe Benefits	7,655,992	8,672,462	1,016,470	8,842,933	170,471
Non-Personnel Services	8,954,083	8,106,067	(848,016)	8,180,083	74,016
City Grant Program	3,765,358	4,730,309	964,951	5,815,858	1,085,549
Capital Outlay	53,700		(53,700)		
Materials & Supplies	478,724	438,579	(40,145)	322,541	(116,038)
Services Of Other Depts	4,129,498	3,751,059	(378,439)	3,256,088	(494,971)
Total Uses by Chart of Account	**41,881,466**	**41,818,109**	**(63,357)**	**42,672,456**	**854,347**

Sources of Funds Detail by Account

444931	Fed Grants Pass-Thru State-Oth	269,988	777,254	507,266	2,003,410	1,226,156
444939	Federal Direct Grant	88,860	300,000	211,140		(300,000)
448411	Realignment Backfill		780,891	780,891		(780,891)
448920	Local Community Correctn-Ab109	17,164,052	14,807,530	(2,356,522)	13,866,530	(941,000)
448999	Other State Grants & Subventns	60,060	283,355	223,295	366,199	82,844
460133	Admin Fee-Public Administrator	2,500	2,500		2,500	
478201	Private Grants	368,225		(368,225)		
General Fund Support		23,927,781	24,866,579	938,798	26,433,817	1,567,238
Total Sources by Fund		**41,881,466**	**41,818,109**	**(63,357)**	**42,672,456**	**854,347**

Uses of Funds Detail Appropriation

Operating

Fund Code	Fund Title	Code	Title	2019-2020 Original Budget	2020-2021 Adopted Budget	2020-2021 Change From 2019-2020	2021-2022 Adopted Budget	2021-2022 Change From 2020-2021
10000	GF Annual Account Ctrl		Salaries	16,418,499	15,054,576	(1,363,923)	15,140,289	85,713
			Mandatory Fringe Benefits	7,456,538	8,112,155	655,617	8,249,611	137,456
			Non-Personnel Services	7,255,339	7,667,687	412,348	7,784,836	117,149
			City Grant Program	2,272,983	2,672,952	399,969	2,672,952	
			Capital Outlay	53,700		(53,700)		
			Materials & Supplies	453,724	322,541	(131,183)	322,541	
			Services Of Other Depts	4,129,498	3,751,059	(378,439)	3,256,088	(494,971)
10000 Total				**38,040,281**	**37,580,970**	**(459,311)**	**37,426,317**	**(154,653)**
Operating Total				**38,040,281**	**37,580,970**	**(459,311)**	**37,426,317**	**(154,653)**

Continuing Projects - Authority Control

Fund Code	Fund Title	Code	Title	2019-2020 Original Budget	2020-2021 Adopted Budget	2020-2021 Change From 2019-2020	2021-2022 Adopted Budget	2021-2022 Change From 2020-2021
13470	SR ADP Special Rev Fund	16547	AP Comm Corrections Perf Incen	3,054,052	2,876,530	(177,522)	2,876,530	
13470 Total				**3,054,052**	**2,876,530**	**(177,522)**	**2,876,530**	**0**
Continuing Projects - Authority Control Total				**3,054,052**	**2,876,530**	**(177,522)**	**2,876,530**	**0**

Grants Projects

Fund Code	Fund Title	Code	Title	2019-2020 Original Budget	2020-2021 Adopted Budget	2020-2021 Change From 2019-2020	2021-2022 Adopted Budget	2021-2022 Change From 2020-2021
11580	SR Community Health-Grants	10034828	HB SA SA17 1920 STARR Prop 47)		223,295	223,295		(223,295)
		10035553	HB SA SA17 2021 STARR Prop 47)				229,994	229,994
11580 Total				**0**	**223,295**	**223,295**	**229,994**	**6,699**
13550	SR Public Protection-Grant	10032883	ADP Cal -OES Domestic Violence	100,000	100,000		100,000	
		10032937	CH FY19-20 BYRNE State Grant	169,988		(169,988)		
		10032939	CH FY19-20 Federal JAG Grant	88,860		(88,860)		
		10033031	ADP BSCC STC	60,060	60,060		60,060	
		10034496	CH FY20-21 Federal JAG Grant		76,145	76,145		(76,145)
		10034627	A Decision Point Analysis	368,225		(368,225)		
		10035806	CH FY21-22 Federal JAG Grant				76,145	76,145
		10036556	ADP JUS & MH Collabo Prgm		159,698	159,698	590,302	430,604
		10036557	ADP Second Chance Act		441,411	441,411	1,313,108	871,697

Fund Code	Fund Title	Code	Title	2019-2020 Original Budget	2020-2021 Adopted Budget	2020-2021 Change From 2019-2020	2021-2022 Adopted Budget	2021-2022 Change From 2020-2021
13550 Total				**787,133**	**837,314**	**50,181**	**2,139,615**	**1,302,301**
13551	SR Public Prot-COVID Stim-FED	10036442	CH CESF FY2020 Grant		300,000	300,000		(300,000)
13551 Total				**0**	**300,000**	**300,000**	**0**	**(300,000)**
Grants Projects Total				**787,133**	**1,360,609**	**573,476**	**2,369,609**	**1,009,000**
Total Uses of Funds				**41,881,466**	**41,818,109**	**(63,357)**	**42,672,456**	**854,347**

Department: AIR Airport Commission

Fund Summary

Fund Title	2019-2020 Original Budget	2020-2021 Adopted Budget	2020-2021 Change From 2019-2020	2021-2022 Adopted Budget	2021-2022 Change From 2020-2021
San Francisco Intl Airport	1,219,373,518	1,465,583,462	246,209,944	1,434,969,818	(30,613,644)
Total Uses by Funds	**1,219,373,518**	**1,465,583,462**	**246,209,944**	**1,434,969,818**	**(30,613,644)**

Division Summary

AIR Airport Director	9,807,838	9,979,460	171,622	10,318,581	339,121
AIR Bureau Of Admin & Policy	35,926,906	38,042,007	2,115,101	40,079,844	2,037,837
AIR Business & Finance	661,002,660	614,515,754	(46,486,906)	773,456,847	158,941,093
AIR Capital Projects	33,110,000	75,996,373	42,886,373	56,096,100	(19,900,273)
AIR Chief Operating Officer	43,522,598	47,073,693	3,551,095	49,781,920	2,708,227
AIR Communications & Mrktng	21,226,400	20,722,052	(504,348)	24,915,066	4,193,014
AIR Design & Construction	13,236,524	14,130,504	893,980	14,409,480	278,976
AIR Facilities	206,287,710	207,540,479	1,252,769	211,687,447	4,146,968
AIR Facilities; Maintenance	15,500,000	13,000,000	(2,500,000)	17,500,000	4,500,000
AIR Fire Bureau	717,494	1,000,839	283,345	895,670	(105,169)
AIR General	61,034,240	299,061,687	238,027,447	86,809,288	(212,252,399)
AIR Operations & Security	94,132,694	105,050,083	10,917,389	121,750,665	16,700,582
AIR Planning Division	8,280,844	7,409,253	(871,591)	14,569,957	7,160,704
AIR Police Bureau	15,587,610	12,061,278	(3,526,332)	12,698,953	637,675
Total Uses by Division	**1,219,373,518**	**1,465,583,462**	**246,209,944**	**1,434,969,818**	**(30,613,644)**

Chart of Account Summary

Salaries	174,037,536	177,646,718	3,609,182	179,395,933	1,749,215
Mandatory Fringe Benefits	95,472,795	92,840,267	(2,632,528)	109,557,486	16,717,219
Non-Personnel Services	157,180,973	176,923,940	19,742,967	218,012,392	41,088,452
Capital Outlay	35,100,438	78,978,982	43,878,544	59,595,784	(19,383,198)
Debt Service	584,377,291	531,312,000	(53,065,291)	675,397,718	144,085,718
Facilities Maintenance	15,500,000	13,000,000	(2,500,000)	17,500,000	4,500,000
Intrafund Transfers Out	132,986,000	440,482,686	307,496,686	324,970,892	(115,511,794)
Materials & Supplies	20,595,903	19,971,753	(624,150)	20,803,471	831,718
Overhead and Allocations	(6,694,474)	(5,914,351)	780,123	(5,791,197)	123,154
Services Of Other Depts	92,203,693	85,262,466	(6,941,227)	89,414,943	4,152,477

Transfers Out		51,549,363	25,173,863	(26,375,500)	46,115,613	20,941,750
Unappropriated Rev-Designated		50,000	270,387,824	270,337,824	24,967,675	(245,420,149)
Transfer Adjustment - Uses		(132,986,000)	(440,482,686)	(307,496,686)	(324,970,892)	115,511,794
Total Uses by Chart of Account		**1,219,373,518**	**1,465,583,462**	**246,209,944**	**1,434,969,818**	**(30,613,644)**
	Sources of Funds Detail by Account					
425150	Airport Traffic Fines	142,000	136,000	(6,000)	137,000	1,000
425920	Penalties	1,162,000	1,222,000	60,000	1,383,000	161,000
430120	Interest Earned-FisclAgentAcct	15,269,000	1,930,000	(13,339,000)	3,341,000	1,411,000
430150	Interest Earned - Pooled Cash	8,098,000	68,000	(8,030,000)	32,000	(36,000)
435271	SFO-PrkingGarge,Lots&Permits	98,422,000	69,224,000	(29,198,000)	86,101,000	16,877,000
437213	Rentl-North Term T3 (Non-Air)	1,193,000	1,153,000	(40,000)	1,347,000	194,000
437214	Rentl-South Term T1 (Non-Air)	344,000	504,000	160,000	564,000	60,000
437215	Rental -T2 (Non Airline)	723,000	754,000	31,000	868,000	114,000
437216	Rental-ITB (Non-Airline)	1,435,000	1,382,000	(53,000)	1,590,000	208,000
437217	Rental-BART	3,481,000	3,244,000	(237,000)	3,266,000	22,000
437219	Rental-Other BdlgsNon-Airline	14,000	14,000		14,000	
437311	Rental-UnimprvdAreaNon-Airline	4,717,000	4,201,000	(516,000)	4,306,000	105,000
437321	Rental Car Facility Fee	17,196,000	17,630,000	434,000	18,072,000	442,000
437411	Concession-Groundside	93,000	73,000	(20,000)	74,000	1,000
437421	Concession-Telephone	2,400,000	2,975,000	575,000	3,075,000	100,000
437425	Telecommunication Fees	4,436,000	4,347,000	(89,000)	5,050,000	703,000
437441	Concession-Advertising	12,204,000	12,116,000	(88,000)	12,703,000	587,000
437499	Concession-Others	6,040,000	4,899,000	(1,141,000)	7,058,000	2,159,000
437501	Concession-Others-ITB	6,838,000	4,056,000	(2,782,000)	7,110,000	3,054,000
437512	Concess Rev-DutyFreeInBond-ITB	47,080,000	25,890,000	(21,190,000)	42,000,000	16,110,000
437521	Concession-Gifts & Merchandise	12,990,000	5,380,000	(7,610,000)	12,150,000	6,770,000
437522	Concess Rev-Gift&Merchndse-ITB	6,058,000	2,434,000	(3,624,000)	6,225,000	3,791,000
437611	Concession-Car Rental	46,157,533	36,365,000	(9,792,533)	47,530,000	11,165,000
437621	Off Airport Privilege Fee	3,403,000	1,830,000	(1,573,000)	1,746,000	(84,000)
437711	Concession-Food & Beverage	22,097,000	14,006,000	(8,091,000)	19,540,000	5,534,000
437712	Concession-Food & Beverage-ITB	7,020,000	4,742,000	(2,278,000)	5,570,000	828,000
437911	Taxicabs	5,128,000	3,195,000	(1,933,000)	3,179,000	(16,000)
437921	Ground Trans Trip Fees	58,543,000	38,851,000	(19,692,000)	44,233,000	5,382,000
438111	CNG Services	96,000	101,000	5,000	106,000	5,000
444011	Fed Homeland Safety Grnt-Dirct	1,010,000		(1,010,000)		
444931	Fed Grants Pass-Thru State-Oth	2,000,000		(2,000,000)		
444936	Federal Direct Contracts		1,010,000	1,010,000	1,010,000	
444939	Federal Direct Grant	20,000,000	319,780,499	299,780,499	44,000,000	(275,780,499)

448923	Peace Officer Training	1,000	1,000		1,000	
448999	Other State Grants & Subventns	3,000,000	6,000,000	3,000,000	6,000,000	
467111	Airline Landing Fees	237,637,000	240,364,000	2,727,000	307,174,000	66,810,000
467141	Jet Bridge Fees	115,000		(115,000)		
467142	Common Use Gate Fees	2,843,000	1,187,000	(1,656,000)	2,444,000	1,257,000
467151	Passenger Facility Fees	102,886,000	164,980,000	62,094,000	284,200,000	119,220,000
467161	Non-Signatry AirlineSurchrgFee	998,000	1,384,000	386,000	1,688,000	304,000
467213	Rental-Airline NorthTerminalT3	95,048,000	96,763,000	1,715,000	111,337,000	14,574,000
467214	Rental-Airline SouthTerminalT1	40,207,000	62,215,000	22,008,000	71,585,000	9,370,000
467215	Customs Cargo Facility Fee	887,000	903,000	16,000	927,000	24,000
467216	Rental-Airline-ITB	106,186,000	108,311,000	2,125,000	123,967,000	15,656,000
467217	Rentl-Airlne-CustmsFacilts-ITB	51,170,000	52,500,000	1,330,000	60,407,000	7,907,000
467218	Rental-Airline-T2	33,864,000	24,120,000	(9,744,000)	30,646,000	6,526,000
467311	Rental-Airline Cargo Space	4,779,000	4,392,000	(387,000)	4,523,000	131,000
467321	Rental-Airline Ground Leases	18,026,000	18,422,000	396,000	18,971,000	549,000
467411	Rental-Aircraft Parking	11,000,000	10,000,000	(1,000,000)	10,000,000	
467421	Rental-Airline Superbay Hangar	11,197,000	12,079,000	882,000	12,419,000	340,000
467511	Airline Support Services	17,378,000	17,347,000	(31,000)	18,256,000	909,000
467521	Transportation & Faciilts Fee	28,262,000	19,760,000	(8,502,000)	19,810,000	50,000
467611	Rental Tank Farm Area	1,675,000	1,709,000	34,000	1,754,000	45,000
467651	FBO-Other Services	14,963,000	15,257,000	294,000	15,677,000	420,000
467711	Parking - Employees	12,143,000	9,717,000	(2,426,000)	10,308,000	591,000
476121	Gain-Loss-Sale Of Equipment	1,500,000		(1,500,000)		
476251	Sale Of Scrap And Waste	500,000		(500,000)		
477211	Sale Of Electricity	27,480,000	22,255,000	(5,225,000)	24,607,000	2,352,000
477311	Water Resale-Sewage Disposal	9,156,000	7,061,000	(2,095,000)	7,511,000	450,000
477611	Sale Of Natural Gas	463,000	360,000	(103,000)	370,000	10,000
477911	Licenses & Permits	3,174,000	3,026,000	(148,000)	3,353,000	327,000
477921	Collection Charges	984,000	886,000	(98,000)	797,000	(89,000)
477931	Refuse Disposal	1,389,000	1,192,000	(197,000)	1,228,000	36,000
477933	Miscellaneous Terminal Fees	4,890,000	8,370,000	3,480,000	8,501,000	131,000
477942	Reimbursement From SFOTEC	111,000	123,000	12,000	127,000	4,000
477951	Rent-Governmental Agency	5,427,000	5,472,000	45,000	5,524,000	52,000
477999	Misc Airport Revenue	7,000	7,000		7,000	
486460	Exp Rec Fr Muni TransprtnAAO		136,195	136,195	136,195	
486530	Exp Rec Fr Port Commission AAO	80,000	30,000	(50,000)	51,000	21,000
495021	ITI Fr 5A-Airport Funds	132,986,000	440,482,686	307,496,686	324,970,892	(115,511,794)
499999	Beg Fund Balance - Budget Only	62,430,613	77,151,574	14,720,961		(77,151,574)
999989	ELIMSD TRANSFER ADJ-SOURCES	(241,258,628)	(551,892,492)	(310,633,864)	(437,687,269)	114,205,223

General Fund Support					
Total Sources by Fund	**1,219,373,518**	**1,465,583,462**	**246,209,944**	**1,434,969,818**	**(30,613,644)**

Reserved Appropriations

Board Reserves:

10026671	AC Airport Operations			5,100,000	5,100,000
Board Reserves: Total		**0**	**0**	**5,100,000**	**5,100,000**

Uses of Funds Detail Appropriation

Operating

Fund Code	Fund Title	Code	Title	2019-2020 Original Budget	2020-2021 Adopted Budget	2020-2021 Change From 2019-2020	2021-2022 Adopted Budget	2021-2022 Change From 2020-2021
17960	AIR Op Annual Account Ctrl		Salaries	163,404,102	167,000,713	3,596,611	169,145,850	2,145,137
			Mandatory Fringe Benefits	82,036,849	86,240,451	4,203,602	90,023,008	3,782,557
			Non-Personnel Services	157,119,473	176,821,940	19,702,467	217,910,392	41,088,452
			Capital Outlay	3,000,438	3,992,609	992,171	4,509,684	517,075
			Debt Service	584,377,291	531,312,000	(53,065,291)	675,397,718	144,085,718
			Intrafund Transfers Out	30,100,000	20,722,187	(9,377,813)	40,770,892	20,048,705
			Materials & Supplies	20,570,903	19,891,753	(679,150)	20,771,471	879,718
			Overhead and Allocations	5,177,742	5,099,075	(78,667)	5,309,597	210,522
			Services Of Other Depts	91,560,280	84,709,918	(6,850,362)	89,037,918	4,328,000
			Transfers Out	51,549,363	25,173,863	(26,375,500)	46,115,613	20,941,750
			Unappropriated Rev-Designated		270,387,824	270,387,824	24,967,675	(245,420,149)
			Transfer Adjustment - Uses	(30,100,000)	(20,722,187)	9,377,813	(40,770,892)	(20,048,705)
17960 Total				**1,158,796,441**	**1,370,630,146**	**211,833,705**	**1,343,188,926**	**(27,441,220)**
Operating Total				**1,158,796,441**	**1,370,630,146**	**211,833,705**	**1,343,188,926**	**(27,441,220)**

Annual Projects - Authority Control

Fund Code	Fund Title	Code	Title	2019-2020 Original Budget	2020-2021 Adopted Budget	2020-2021 Change From 2019-2020	2021-2022 Adopted Budget	2021-2022 Change From 2020-2021
17970	AIR Op Annual Authority Ctrl	17726	GE Youth Employment & Environm	2,467,077	2,456,943	(10,134)	2,458,792	1,849
17970 Total				**2,467,077**	**2,456,943**	**(10,134)**	**2,458,792**	**1,849**
Annual Projects - Authority Control Total				**2,467,077**	**2,456,943**	**(10,134)**	**2,458,792**	**1,849**

Continuing Projects - Authority Control

Fund Code	Fund Title	Code	Title	2019-2020	2020-2021	2020-2021	2021-2022	2021-2022

				Original Budget	Adopted Budget	Change From 2019-2020	Adopted Budget	Change From 2020-2021
17980	AIR Continuing Authority Ctrl	15748	AC Facility Maintenance	15,500,000	13,000,000	(2,500,000)	17,500,000	4,500,000
17980 Total				**15,500,000**	**13,000,000**	**(2,500,000)**	**17,500,000**	**4,500,000**
18545	AIR CAP 2016C BD NAMT 16C	10337	AC Airfield Improvements		500	500		(500)
		10345	AC Terminal Improvements		(500)	(500)		500
18545 Total				**0**	**0**	**0**	**0**	**0**
18575	AIR CAP 2017 Capital Project	10340	AC Airport Support Improvement	(25,000,000)		25,000,000		
		10343	AC Groundside Improvements	30,000,000		(30,000,000)		
		10345	AC Terminal Improvements	(25,000,000)		25,000,000		
		10347	AC Utility Improvements	10,000,000		(10,000,000)		
		19697	AC Terminal 1 Program CAC077	110,000,000		(110,000,000)		
		19698	AC Terminal 3 Program CAC087	(100,000,000)		100,000,000		
18575 Total				**0**	**0**	**0**	**0**	**0**
18577	AIR Cap 2017B CP NAMT Jul-Dec	10337	AC Airfield Improvements		455,726	455,726		(455,726)
		19697	AC Terminal 1 Program CAC077		(455,726)	(455,726)		455,726
18577 Total				**0**	**0**	**0**	**0**	**0**
19120	AIR CAP OPERATING FUND AOF	10337	AC Airfield Improvements	1,000,000	4,000,000	3,000,000	1,500,000	(2,500,000)
		10340	AC Airport Support Improvement	2,100,000	3,000,000	900,000	1,000,000	(2,000,000)
		10343	AC Groundside Improvements		(2,013,627)	(2,013,627)	586,100	2,599,727
		10345	AC Terminal Improvements	1,000,000	(3,000,000)	(4,000,000)	500,000	3,500,000
		10347	AC Utility Improvements	1,000,000	3,000,000	2,000,000	1,500,000	(1,500,000)
19120 Total				**5,100,000**	**4,986,373**	**(113,627)**	**5,086,100**	**99,727**
19125	AIR CAP UNA Replacmnt Proceeds	10337	AC Airfield Improvements	1,000,000		(1,000,000)		
		10343	AC Groundside Improvements	1,000,000		(1,000,000)		
19125 Total				**2,000,000**	**0**	**(2,000,000)**	**0**	**0**
19270	AIR CAP 2014B CP NAMT J-J C4B	10337	AC Airfield Improvements		246,739	246,739		(246,739)
		10345	AC Terminal Improvements		(246,739)	(246,739)		246,739
19270 Total				**0**	**0**	**0**	**0**	**0**
Continuing Projects - Authority Control Total				**22,600,000**	**17,986,373**	**(4,613,627)**	**22,586,100**	**4,599,727**

Grants Projects

Fund Code	Fund Title	Code	Title	2019-2020 Original Budget	2020-2021 Adopted Budget	2020-2021 Change From 2019-2020	2021-2022 Adopted Budget	2021-2022 Change From 2020-2021
18141	AIR COVID STIMULUS FUND-FED	10026671	AC Airport Operations		1,000,000	1,000,000		(1,000,000)
18141 Total				**0**	**1,000,000**	**1,000,000**	**0**	**(1,000,000)**
19540	AIR CAP PROJ FUND FED	10003760	AC Airfield Unallocated-Ordina	15,000,000	20,000,000	5,000,000	20,000,000	
		10004055	AC Air Support Unallocated-Ord	3,000,000	10,000,000	7,000,000	10,000,000	
		10004134	AC Groundside Unallocated-Ordi	1,000,000	1,000,000		1,000,000	

Fund Code	Fund Title	Code	Title	2019-2020 Original Budget	2020-2021 Adopted Budget	2020-2021 Change From 2019-2020	2021-2022 Adopted Budget	2021-2022 Change From 2020-2021
19540	AIR CAP PROJ FUND FED	10004334	AC Terminals Unallocated-Ordin	2,000,000	3,000,000	1,000,000	3,000,000	
		10004436	AC Utilities Unallocated-Ordin	1,000,000	10,000,000	9,000,000	10,000,000	
		10030891	AC Terminal 3 Program		20,000,000	20,000,000		(20,000,000)
19540 Total				**22,000,000**	**64,000,000**	**42,000,000**	**44,000,000**	**(20,000,000)**
19550	AIR CAP PROJ FUND STA	10004055	AC Air Support Unallocated-Ord	1,000,000	2,000,000	1,000,000	2,000,000	
		10004134	AC Groundside Unallocated-Ordi	1,000,000	2,000,000	1,000,000	2,000,000	
		10004436	AC Utilities Unallocated-Ordin	1,000,000	2,000,000	1,000,000	2,000,000	
19550 Total				**3,000,000**	**6,000,000**	**3,000,000**	**6,000,000**	**0**
19950	AIR K9 EXPLOSIVES SRF K9F	10022278	K9 Explosives Detection Progrm	1,010,000	1,010,000		1,010,000	
19950 Total				**1,010,000**	**1,010,000**	**0**	**1,010,000**	**0**
Grants Projects Total				**26,010,000**	**72,010,000**	**46,000,000**	**51,010,000**	**(21,000,000)**

Work Orders/Overhead

Fund Code	Fund Title	Code	Title	2019-2020 Original Budget	2020-2021 Adopted Budget	2020-2021 Change From 2019-2020	2021-2022 Adopted Budget	2021-2022 Change From 2020-2021
18020	AIR Operating GASB 45 PEB	228994	AIR General	9,500,000	2,500,000	(7,000,000)	15,726,000	13,226,000
18020 Total				**9,500,000**	**2,500,000**	**(7,000,000)**	**15,726,000**	**13,226,000**
18000	AIR Overhead OHF	109711	AIR Design & Construction	5,630,734	5,269,659	(361,075)	5,174,994	(94,665)
			Transfer Adjustment - Uses	(5,630,734)	(5,269,659)	361,075	(5,174,994)	94,665
18000 Total				**0**	**0**	**0**	**0**	**0**
18040	AIR Paid Time Off PTO	228994	AIR General	6,241,482	5,743,767	(497,715)	5,925,800	182,033
			Transfer Adjustment - Uses	(6,241,482)	(5,743,767)	497,715	(5,925,800)	(182,033)
18040 Total				**0**	**0**	**0**	**0**	**0**
Work Orders/Overhead Total				**9,500,000**	**2,500,000**	**(7,000,000)**	**15,726,000**	**13,226,000**
Total Uses of Funds				**1,219,373,518**	**1,465,583,462**	**246,209,944**	**1,434,969,818**	**(30,613,644)**

Department: ART Arts Commission

Fund Summary

Fund Title	2019-2020 Original Budget	2020-2021 Adopted Budget	2020-2021 Change From 2019-2020	2021-2022 Adopted Budget	2021-2022 Change From 2020-2021
Community / Neighborhood Dev	50,000	50,000		50,000	
Culture and Recreation Fund	17,785,668	13,666,295	(4,119,373)	14,698,433	1,032,138
General Fund	10,875,308	10,045,720	(829,588)	9,962,076	(83,644)
Total Uses by Funds	**28,710,976**	**23,762,015**	**(4,948,961)**	**24,710,509**	**948,494**

Division Summary

ART Administration	6,850,215	6,983,956	133,741	6,969,418	(14,538)
ART Civic Design	255,758	180,503	(75,255)	182,754	2,251
ART Community Investments	19,053,404	12,566,699	(6,486,705)	13,385,896	819,197
ART Municipal Galleries	752,944	748,295	(4,649)	753,750	5,455
ART Public Art & Collections	1,625,577	3,107,373	1,481,796	3,242,315	134,942
ART Street Artist Program	173,078	175,189	2,111	176,376	1,187
Total Uses by Division	**28,710,976**	**23,762,015**	**(4,948,961)**	**24,710,509**	**948,494**

Chart of Account Summary

Salaries	3,151,146	2,943,832	(207,314)	2,941,714	(2,118)
Mandatory Fringe Benefits	1,485,571	1,507,862	22,291	1,553,803	45,941
Non-Personnel Services	4,642,054	7,042,388	2,400,334	7,005,948	(36,440)
City Grant Program	7,846,193	7,684,053	(162,140)	7,467,167	(216,886)
Capital Outlay	5,486,604	50,000	(5,436,604)	175,000	125,000
Facilities Maintenance	389,265	259,977	(129,288)	272,976	12,999
Materials & Supplies	25,229	25,229		25,229	
Overhead and Allocations	(37,335)	429,064	466,399	429,064	
Programmatic Projects	5,085,108	3,140,228	(1,944,880)	4,149,297	1,009,069
Services Of Other Depts	637,141	679,382	42,241	690,311	10,929
Total Uses by Chart of Account	**28,710,976**	**23,762,015**	**(4,948,961)**	**24,710,509**	**948,494**

Sources of Funds Detail by Account

412210	Hotel Room Tax	13,639,000	10,287,000	(3,352,000)	11,315,700	1,028,700
420360	Street Artist Certificatn Fee	153,527	117,872	(35,655)	121,486	3,614

448999	Other State Grants & Subventns		50,000	50,000	50,000	
460127	Civic Design Fee - Arts Comssn	165,928	180,503	14,575	182,754	2,251
460155	City Hall Tours	3,500	3,500		3,500	
462841	Art Comm Symphony Concerts	1,100,397	1,100,683	286	1,100,683	
462849	Art Comm Other Performances	4,000	4,000		4,000	
466501	Transit Advertising	242,603	242,603		242,603	
475415	Community ImprovementImpactFee	50,000	50,000		50,000	
478201	Private Grants		77,000	77,000	77,000	
486020	Exp Rec Fr Airport (AAO)	31,025	31,025		31,025	
486030	Exp Rec Fr Admin Svcs (AAO)		2,200,000	2,200,000	2,200,000	
486100	Exp Rec Fr Bus & Enc Dev (AAO)	10,000		(10,000)		
486150	Exp Rec Fr Adm (AAO)	496,229	475,000	(21,229)	475,000	
486190	Exp Rec Fr Child;Youth&Fam AAO	214,394	343,362	128,968	343,362	
486230	Exp Rec Fr City Planning (AAO)	20,000		(20,000)		
486430	Exp Rec Fr Public Library AAO	192,956	199,430	6,474	202,927	3,497
486450	Exp Rec From Mohcd		92,168	92,168	92,168	
486560	Exp Rec Fr Public Works (AAO)	150,000	150,000		150,000	
486630	Exp Rec Fr Rec & Park (AAO)	13,000	13,000		13,000	
493001	OTI Fr 1G-General Fund	3,019,551	57,317	(2,962,234)	54,890	(2,427)
499999	Beg Fund Balance - Budget Only	89,830		(89,830)		
General Fund Support		9,115,036	8,087,552	(1,027,484)	8,000,411	(87,141)
Total Sources by Fund		**28,710,976**	**23,762,015**	**(4,948,961)**	**24,710,509**	**948,494**

Reserved Appropriations

Controller Reserves:

10005837	AR DIF-Market & Octavia	50,000	50,000	50,000	
Controller Reserves: Total		**50,000**	**50,000**	**50,000**	**0**

Uses of Funds Detail Appropriation

Operating

Fund Code	Fund Title	Code	Title	2019-2020 Original Budget	2020-2021 Adopted Budget	2020-2021 Change From 2019-2020	2021-2022 Adopted Budget	2021-2022 Change From 2020-2021
10000	GF Annual Account Ctrl		Salaries	1,341,819	1,109,389	(232,430)	1,107,271	(2,118)
			Mandatory Fringe Benefits	682,683	649,275	(33,408)	671,300	22,025
			Non-Personnel Services	215,073	215,073		215,073	
			Materials & Supplies	25,229	25,229		25,229	

Fund Code	Fund Title	Code	Title	2019-2020 Original Budget	2020-2021 Adopted Budget	2020-2021 Change From 2019-2020	2021-2022 Adopted Budget	2021-2022 Change From 2020-2021
10000	GF Annual Account Ctrl		Overhead and Allocations	(119,679)	429,064	548,743	429,064	
			Services Of Other Depts	492,076	510,992	18,916	512,795	1,803
10000 Total				**2,637,201**	**2,939,022**	**301,821**	**2,960,732**	**21,710**
Operating Total				**2,637,201**	**2,939,022**	**301,821**	**2,960,732**	**21,710**

Annual Projects - Authority Control

Fund Code	Fund Title	Code	Title	2019-2020 Original Budget	2020-2021 Adopted Budget	2020-2021 Change From 2019-2020	2021-2022 Adopted Budget	2021-2022 Change From 2020-2021
10010	GF Annual Authority Ctrl	15759	Civic Collection - Maintenance	491,035	517,535	26,500	521,916	4,381
		15760	Maintenance - Civic Collection	105,931		(105,931)		
		16549	AR Art Commission - Symphony Orch	3,478,883	3,770,184	291,301	3,726,498	(43,686)
		16617	AR Galleries-administration	752,944	748,295	(4,649)	753,750	5,455
10010 Total				**4,828,793**	**5,036,014**	**207,221**	**5,002,164**	**(33,850)**
Annual Projects - Authority Control Total				**4,828,793**	**5,036,014**	**207,221**	**5,002,164**	**(33,850)**

Continuing Projects - Authority Control

Fund Code	Fund Title	Code	Title	2019-2020 Original Budget	2020-2021 Adopted Budget	2020-2021 Change From 2019-2020	2021-2022 Adopted Budget	2021-2022 Change From 2020-2021
10020	GF Continuing Authority Ctrl	10829	AR Civic Collecn Restoration;	750,000		(750,000)	125,000	125,000
		10833	AR Mccla - Elevator Retrofit	588,464		(588,464)		
		15760	Maintenance - Civic Collection		111,227	111,227	116,788	5,561
		15761	AR Maintenance - Culutral Cent	141,667	148,750	7,083	156,188	7,438
		16612	AR Community Investments Admin	5	195,710	195,705	195,710	
		19600	AR Bos Funding	1,327,803	1,017,680	(310,123)	804,680	(213,000)
10020 Total				**2,807,939**	**1,473,367**	**(1,334,572)**	**1,398,366**	**(75,001)**
10820	SR Market & Octavia CI	10836	AR Development Impact Fee - Ma	50,000	50,000		50,000	
10820 Total				**50,000**	**50,000**	**0**	**50,000**	**0**
11740	SR Arts Com-Public Arts	16557	AR Public Art - Market Street	109,586	109,586		109,586	
		16558	AR Public Art - Jc Decaux	4,000	4,000		4,000	
		16577	AR Arts Commission-civic Desig	255,758	180,503	(75,255)	182,754	2,251
		16612	AR Community Investments Admin	133,017	133,017		133,017	
		16622	AR Public Art Trust Projects		2,200,000	2,200,000	2,200,000	
11740 Total				**502,361**	**2,627,106**	**2,124,745**	**2,629,357**	**2,251**
11750	SR Arts Com-Strt Artist Prog	16562	AR Street Artist License Admin	173,078	175,189	2,111	176,376	1,187
11750 Total				**173,078**	**175,189**	**2,111**	**176,376**	**1,187**

Fund Code	Fund Title	Code	Title	2019-2020 Original Budget	2020-2021 Adopted Budget	2020-2021 Change From 2019-2020	2021-2022 Adopted Budget	2021-2022 Change From 2020-2021
11802	SR Culture & Rec Hotel Tax	20331	AR HTA Arts Impact Endow	2,613,000	2,025,000	(588,000)	2,227,500	202,500
		20449	AR HTA Cultural Centers	4,412,229	3,528,000	(884,229)	3,835,800	307,800
		20450	AR HTA Cultural Equity Endow	7,085,000	5,184,000	(1,901,000)	5,702,400	518,400
		21010	AR CC Seismic and Archit Renew	3,000,000		(3,000,000)		
11802 Total				**17,110,229**	**10,737,000**	**(6,373,229)**	**11,765,700**	**1,028,700**
Continuing Projects - Authority Control Total				**20,643,607**	**15,062,662**	**(5,580,945)**	**16,019,799**	**957,137**

Grants Projects

Fund Code	Fund Title	Code	Title	2019-2020 Original Budget	2020-2021 Adopted Budget	2020-2021 Change From 2019-2020	2021-2022 Adopted Budget	2021-2022 Change From 2020-2021
11870	SR Culture & Rec Grants; C	10036529	AR ACLS FY21		77,000	77,000		(77,000)
		10036530	AR ACLS FY22				77,000	77,000
		10036531	AR CAC FY21		50,000	50,000		(50,000)
		10036532	AR CAC FY22				50,000	50,000
11870 Total				**0**	**127,000**	**127,000**	**127,000**	**0**
Grants Projects Total				**0**	**127,000**	**127,000**	**127,000**	**0**

Work Orders/Overhead

Fund Code	Fund Title	Code	Title	2019-2020 Original Budget	2020-2021 Adopted Budget	2020-2021 Change From 2019-2020	2021-2022 Adopted Budget	2021-2022 Change From 2020-2021
10060	GF Work Order	187644	ART Community Investments	482,350	478,292	(4,058)	481,789	3,497
		163646	ART Public Art & Collections	119,025	119,025		119,025	
10060 Total				**601,375**	**597,317**	**(4,058)**	**600,814**	**3,497**
Work Orders/Overhead Total				**601,375**	**597,317**	**(4,058)**	**600,814**	**3,497**
Total Uses of Funds				**28,710,976**	**23,762,015**	**(4,948,961)**	**24,710,509**	**948,494**

Department: AAM Asian Art Museum

Fund Summary

Fund Title	2019-2020 Original Budget	2020-2021 Adopted Budget	2020-2021 Change From 2019-2020	2021-2022 Adopted Budget	2021-2022 Change From 2020-2021
Culture and Recreation Fund	712,161	536,379	(175,782)	542,354	5,975
General Fund	11,321,155	9,699,937	(1,621,218)	9,621,256	(78,681)
Total Uses by Funds	**12,033,316**	**10,236,316**	**(1,797,000)**	**10,163,610**	**(72,706)**

Division Summary

AAM Asian Art Museum	12,033,316	10,236,316	(1,797,000)	10,163,610	(72,706)
Total Uses by Division	**12,033,316**	**10,236,316**	**(1,797,000)**	**10,163,610**	**(72,706)**

Chart of Account Summary

Salaries	5,229,427	4,821,075	(408,352)	4,828,329	7,254
Mandatory Fringe Benefits	2,292,289	2,281,083	(11,206)	2,350,788	69,705
Non-Personnel Services	2,113,996	1,711,224	(402,772)	1,248,380	(462,844)
Capital Outlay	865,000	299,939	(565,061)	481,495	181,556
Facilities Maintenance	326,917		(326,917)		
Overhead and Allocations	37,813	32,840	(4,973)	32,840	
Services Of Other Depts	1,167,874	1,090,155	(77,719)	1,221,778	131,623
Total Uses by Chart of Account	**12,033,316**	**10,236,316**	**(1,797,000)**	**10,163,610**	**(72,706)**

Sources of Funds Detail by Account

462851	Museum Exhibition Admission	695,000	517,530	(177,470)	517,530	
499999	Beg Fund Balance - Budget Only	17,161	18,849	1,688	24,824	5,975
General Fund Support		11,321,155	9,699,937	(1,621,218)	9,621,256	(78,681)
Total Sources by Fund		**12,033,316**	**10,236,316**	**(1,797,000)**	**10,163,610**	**(72,706)**

Uses of Funds Detail Appropriation

Operating

Fund Code	Fund Title	Code	Title	2019-2020 Original	2020-2021 Adopted	2020-2021 Change From	2021-2022 Adopted	2021-2022 Change From

				Budget	Budget	2019-2020	Budget	2020-2021
10000	GF Annual Account Ctrl		Salaries	4,979,375	4,570,834	(408,541)	4,578,088	7,254
			Mandatory Fringe Benefits	2,131,636	2,113,176	(18,460)	2,176,906	63,730
			Non-Personnel Services	1,850,353	1,625,833	(224,520)	1,162,989	(462,844)
			Services Of Other Depts	1,167,874	1,090,155	(77,719)	1,221,778	131,623
10000 Total				**10,129,238**	**9,399,998**	**(729,240)**	**9,139,761**	**(260,237)**
Operating Total				**10,129,238**	**9,399,998**	**(729,240)**	**9,139,761**	**(260,237)**

Annual Projects - Authority Control

Fund Code	Fund Title	Code	Title	2019-2020 Original Budget	2020-2021 Adopted Budget	2020-2021 Change From 2019-2020	2021-2022 Adopted Budget	2021-2022 Change From 2020-2021
10010	GF Annual Authority Ctrl	10325	Museum Repair Projects	865,000	28,426	(836,574)	175,000	146,574
		15741	Aam - Facility Maintenance	326,917	271,513	(55,404)	306,495	34,982
10010 Total				**1,191,917**	**299,939**	**(891,978)**	**481,495**	**181,556**
Annual Projects - Authority Control Total				**1,191,917**	**299,939**	**(891,978)**	**481,495**	**181,556**

Continuing Projects - Authority Control

Fund Code	Fund Title	Code	Title	2019-2020 Original Budget	2020-2021 Adopted Budget	2020-2021 Change From 2019-2020	2021-2022 Adopted Budget	2021-2022 Change From 2020-2021
11940	SR Museums Admission	16472	AA Asian Arts Operating Rev-ex	712,161	536,379	(175,782)	542,354	5,975
11940 Total				**712,161**	**536,379**	**(175,782)**	**542,354**	**5,975**
Continuing Projects - Authority Control Total				**712,161**	**536,379**	**(175,782)**	**542,354**	**5,975**

Total Uses of Funds				**12,033,316**	**10,236,316**	**(1,797,000)**	**10,163,610**	**(72,706)**

Department: ASR Assessor / Recorder

Fund Summary

Fund Title	2019-2020 Original Budget	2020-2021 Adopted Budget	2020-2021 Change From 2019-2020	2021-2022 Adopted Budget	2021-2022 Change From 2020-2021
General Fund	40,367,905	37,139,680	(3,228,225)	32,443,514	(4,696,166)
General Services Fund	1,733,462	1,965,751	232,289	1,938,711	(27,040)
Total Uses by Funds	**42,101,367**	**39,105,431**	**(2,995,936)**	**34,382,225**	**(4,723,206)**

Division Summary

ASR Administration	6,620,834	6,167,665	(453,169)	6,190,044	22,379
ASR Exemptions	512,848	512,638	(210)	479,496	(33,142)
ASR Personal Property	4,278,556	3,984,696	(293,860)	4,017,944	33,248
ASR Public Service	1,301,553	1,354,311	52,758	1,465,778	111,467
ASR Real Property	24,865,661	22,761,326	(2,104,335)	17,940,729	(4,820,597)
ASR Recorder	2,804,382	3,052,947	248,565	3,043,037	(9,910)
ASR Transactions	1,717,533	1,271,848	(445,685)	1,245,197	(26,651)
Total Uses by Division	**42,101,367**	**39,105,431**	**(2,995,936)**	**34,382,225**	**(4,723,206)**

Chart of Account Summary

Salaries	17,770,310	16,763,976	(1,006,334)	16,770,596	6,620
Mandatory Fringe Benefits	7,852,550	7,726,796	(125,754)	8,110,663	383,867
Non-Personnel Services	1,745,124	1,531,516	(213,608)	1,460,841	(70,675)
Capital Outlay	27,391		(27,391)		
Materials & Supplies	116,174	142,855	26,681	152,034	9,179
Overhead and Allocations		261,831	261,831	261,831	
Programmatic Projects	11,745,900	9,693,815	(2,052,085)	4,736,633	(4,957,182)
Services Of Other Depts	2,843,918	2,984,642	140,724	2,889,627	(95,015)
Total Uses by Chart of Account	**42,101,367**	**39,105,431**	**(2,995,936)**	**34,382,225**	**(4,723,206)**

Sources of Funds Detail by Account

460115	Recording Fees	3,050,580	3,206,719	156,139	3,196,643	(10,076)
460143	Vital & Hlth Statistic Fee Sta		61,000	61,000	61,000	
460199	Other General Government Chrge	270,000	270,000		270,000	
486110	Exp Rec Fr Bldg Inspection AAO	3,406,174	3,473,306	67,132	3,339,370	(133,936)

499999	Beg Fund Balance - Budget Only	342,882	634,032	291,150	617,068	(16,964)
General Fund Support		35,031,731	31,460,374	(3,571,357)	26,898,144	(4,562,230)
Total Sources by Fund		**42,101,367**	**39,105,431**	**(2,995,936)**	**34,382,225**	**(4,723,206)**

Uses of Funds Detail Appropriation

Operating

Fund Code	Fund Title	Code	Title	2019-2020 Original Budget	2020-2021 Adopted Budget	2020-2021 Change From 2019-2020	2021-2022 Adopted Budget	2021-2022 Change From 2020-2021
10000	GF Annual Account Ctrl		Salaries	14,938,124	13,950,141	(987,983)	13,956,793	6,652
			Mandatory Fringe Benefits	6,641,574	6,445,735	(195,839)	6,794,541	348,806
			Non-Personnel Services	691,079	537,041	(154,038)	655,550	118,509
			Capital Outlay	27,391		(27,391)		
			Materials & Supplies	73,745	55,000	(18,745)	71,000	16,000
			Services Of Other Depts	2,143,918	2,084,642	(59,276)	1,989,627	(95,015)
10000 Total				**24,515,831**	**23,072,559**	**(1,443,272)**	**23,467,511**	**394,952**
Operating Total				**24,515,831**	**23,072,559**	**(1,443,272)**	**23,467,511**	**394,952**

Continuing Projects - Authority Control

Fund Code	Fund Title	Code	Title	2019-2020 Original Budget	2020-2021 Adopted Budget	2020-2021 Change From 2019-2020	2021-2022 Adopted Budget	2021-2022 Change From 2020-2021
10020	GF Continuing Authority Ctrl	16628	AS Assessment Appeals Research	700,000	900,000	200,000	900,000	
		16629	AS Property Tax Assessment Sys	11,745,900	9,693,815	(2,052,085)	4,736,633	(4,957,182)
10020 Total				**12,445,900**	**10,593,815**	**(1,852,085)**	**5,636,633**	**(4,957,182)**
12610	SR State Auth Special Rev	16627	AS Recorder - Erecording	140,231	284,026	143,795	285,832	1,806
		17402	AS Doc Storage Conver Fund Ab3	142,721	120,780	(21,941)	116,405	(4,375)
		17403	AS Page Recorders Modernizatio	615,853	846,093	230,240	822,554	(23,539)
		17405	AS Assessor 10% Alloc Real Est	25,547	26,099	552	26,335	236
		17409	AS Recorder Indexing Project	617,437	479,814	(137,623)	484,347	4,533
		19830	SB2 Building Homes & Jobs Fee	131,673	147,939	16,266	142,238	(5,701)
12610 Total				**1,673,462**	**1,904,751**	**231,289**	**1,877,711**	**(27,040)**
12650	SR Vital & Hlth Stat Fees	17404	AS Statistics Fee Collection	60,000	61,000	1,000	61,000	
12650 Total				**60,000**	**61,000**	**1,000**	**61,000**	**0**
Continuing Projects - Authority Control Total				**14,179,362**	**12,559,566**	**(1,619,796)**	**7,575,344**	**(4,984,222)**

Work Orders/Overhead

Fund Code	Fund Title	Code	Title	2019-2020 Original Budget	2020-2021 Adopted Budget	2020-2021 Change From 2019-2020	2021-2022 Adopted Budget	2021-2022 Change From 2020-2021
10060	GF Work Order	229011	ASR Real Property	3,406,174	3,473,306	67,132	3,339,370	(133,936)
10060 Total				**3,406,174**	**3,473,306**	**67,132**	**3,339,370**	**(133,936)**
Work Orders/Overhead Total				**3,406,174**	**3,473,306**	**67,132**	**3,339,370**	**(133,936)**
Total Uses of Funds				**42,101,367**	**39,105,431**	**(2,995,936)**	**34,382,225**	**(4,723,206)**

Department: BOA Board Of Appeals - PAB

Fund Summary

Fund Title	2019-2020 Original Budget	2020-2021 Adopted Budget	2020-2021 Change From 2019-2020	2021-2022 Adopted Budget	2021-2022 Change From 2020-2021
General Fund	1,163,817	1,177,452	13,635	1,203,911	26,459
Total Uses by Funds	**1,163,817**	**1,177,452**	**13,635**	**1,203,911**	**26,459**

Division Summary

BOA Board Of Appeals - PAB	1,163,817	1,177,452	13,635	1,203,911	26,459
Total Uses by Division	**1,163,817**	**1,177,452**	**13,635**	**1,203,911**	**26,459**

Chart of Account Summary

Salaries	499,907	504,142	4,235	504,142	
Mandatory Fringe Benefits	273,136	314,576	41,440	326,538	11,962
Non-Personnel Services	74,192	80,692	6,500	80,692	
Materials & Supplies	9,398	9,398		9,398	
Services Of Other Depts	307,184	268,644	(38,540)	283,141	14,497
Total Uses by Chart of Account	**1,163,817**	**1,177,452**	**13,635**	**1,203,911**	**26,459**

Sources of Funds Detail by Account

460124	Permit Application Filing Fees	46,037	46,037		46,037	
460126	Board Of Appeals Surcharge	1,117,780	1,131,415	13,635	1,157,874	26,459
General Fund Support						
Total Sources by Fund		**1,163,817**	**1,177,452**	**13,635**	**1,203,911**	**26,459**

Uses of Funds Detail Appropriation

Operating

Fund Code	Fund Title	Code	Title	2019-2020 Original Budget	2020-2021 Adopted Budget	2020-2021 Change From 2019-2020	2021-2022 Adopted Budget	2021-2022 Change From 2020-2021
10000	GF Annual Account Ctrl		Salaries	499,907	504,142	4,235	504,142	
			Mandatory Fringe Benefits	273,136	314,576	41,440	326,538	11,962

Fund Code	Fund Title	Code	Title	2019-2020 Original Budget	2020-2021 Adopted Budget	2020-2021 Change From 2019-2020	2021-2022 Adopted Budget	2021-2022 Change From 2020-2021
10000	GF Annual Account Ctrl		Non-Personnel Services	74,192	80,692	6,500	80,692	
			Materials & Supplies	9,398	9,398		9,398	
			Services Of Other Depts	307,184	268,644	(38,540)	283,141	14,497
10000 Total				**1,163,817**	**1,177,452**	**13,635**	**1,203,911**	**26,459**
Operating Total				**1,163,817**	**1,177,452**	**13,635**	**1,203,911**	**26,459**
Total Uses of Funds				**1,163,817**	**1,177,452**	**13,635**	**1,203,911**	**26,459**

Department: BOS Board of Supervisors

Fund Summary

Fund Title	2019-2020 Original Budget	2020-2021 Adopted Budget	2020-2021 Change From 2019-2020	2021-2022 Adopted Budget	2021-2022 Change From 2020-2021
General Fund	18,217,268	18,588,318	371,050	18,793,809	205,491
General Services Fund	18,000	18,000		18,000	
Total Uses by Funds	**18,235,268**	**18,606,318**	**371,050**	**18,811,809**	**205,491**

Division Summary

BOS Assessment Appeals Board	770,615	701,348	(69,267)	706,171	4,823
BOS Budget & Legis Analysis	2,363,745	2,363,745		2,363,745	
BOS Clerk Of The Board	4,457,602	4,289,305	(168,297)	4,323,794	34,489
BOS Local Agncy Formation Comm	297,342	341,240	43,898	297,342	(43,898)
BOS Sunshine Ord Task Force	156,832	172,373	15,541	179,335	6,962
BOS Supervisors	9,866,725	10,364,652	497,927	10,557,287	192,635
BOS Youth Commission	322,407	373,655	51,248	384,135	10,480
Total Uses by Division	**18,235,268**	**18,606,318**	**371,050**	**18,811,809**	**205,491**

Chart of Account Summary

Salaries	9,606,498	9,888,436	281,938	9,938,707	50,271
Mandatory Fringe Benefits	4,145,759	4,460,225	314,466	4,600,264	140,039
Non-Personnel Services	4,004,954	3,790,404	(214,550)	3,802,104	11,700
Materials & Supplies	106,366	96,416	(9,950)	96,916	500
Services Of Other Depts	371,691	370,837	(854)	373,818	2,981
Total Uses by Chart of Account	**18,235,268**	**18,606,318**	**371,050**	**18,811,809**	**205,491**

Sources of Funds Detail by Account

460147	Bos - Planning Appeal Surchrge	40,000	40,000		40,000	
460199	Other General Government Chrge	118,750	159,795	41,045	178,310	18,515
486530	Exp Rec Fr Port Commission AAO	3,609	3,609		3,609	
486550	Exp Rec Fr Public TransprtnAAO	35,318	35,318		35,318	
486740	Exp Rec Fr PUC (AAO)	123,069	123,069		123,069	
General Fund Support		17,914,522	18,244,527	330,005	18,431,503	186,976

Total Sources by Fund	**18,235,268**	**18,606,318**	**371,050**	**18,811,809**	**205,491**

Uses of Funds Detail Appropriation

Operating

Fund Code	Fund Title	Code	Title	2019-2020 Original Budget	2020-2021 Adopted Budget	2020-2021 Change From 2019-2020	2021-2022 Adopted Budget	2021-2022 Change From 2020-2021
10000	GF Annual Account Ctrl		Salaries	9,606,498	9,857,326	250,828	9,938,707	81,381
			Mandatory Fringe Benefits	4,145,759	4,447,437	301,678	4,600,264	152,827
			Non-Personnel Services	3,689,612	3,475,062	(214,550)	3,486,762	11,700
			Materials & Supplies	106,366	96,416	(9,950)	96,916	500
			Services Of Other Depts	371,691	370,837	(854)	373,818	2,981
10000 Total				**17,919,926**	**18,247,078**	**327,152**	**18,496,467**	**249,389**
12600	SR Outreach Fund - Prop J		Non-Personnel Services	18,000	18,000		18,000	
12600 Total				**18,000**	**18,000**	**0**	**18,000**	**0**
Operating Total				**17,937,926**	**18,265,078**	**327,152**	**18,514,467**	**249,389**

Continuing Projects - Authority Control

Fund Code	Fund Title	Code	Title	2019-2020 Original Budget	2020-2021 Adopted Budget	2020-2021 Change From 2019-2020	2021-2022 Adopted Budget	2021-2022 Change From 2020-2021
10020	GF Continuing Authority Ctrl	16641	BD Bd Of Supervisors Lafco Program	297,342	341,240	43,898	297,342	(43,898)
10020 Total				**297,342**	**341,240**	**43,898**	**297,342**	**(43,898)**
Continuing Projects - Authority Control Total				**297,342**	**341,240**	**43,898**	**297,342**	**(43,898)**

Total Uses of Funds	**18,235,268**	**18,606,318**	**371,050**	**18,811,809**	**205,491**

Department: DBI Building Inspection

Fund Summary

Fund Title	2019-2020 Original Budget	2020-2021 Adopted Budget	2020-2021 Change From 2019-2020	2021-2022 Adopted Budget	2021-2022 Change From 2020-2021
Building Inspection Fund	96,501,543	89,501,462	(7,000,081)	89,228,295	(273,167)
Total Uses by Funds	**96,501,543**	**89,501,462**	**(7,000,081)**	**89,228,295**	**(273,167)**

Division Summary

DBI AdminIstration	27,424,578	25,006,260	(2,418,318)	23,934,189	(1,072,071)
DBI Inspection Services	50,549,158	45,385,749	(5,163,409)	45,934,610	548,861
DBI Permit Services	18,527,807	19,109,453	581,646	19,359,496	250,043
Total Uses by Division	**96,501,543**	**89,501,462**	**(7,000,081)**	**89,228,295**	**(273,167)**

Chart of Account Summary

Salaries	32,738,738	32,439,066	(299,672)	32,906,638	467,572
Mandatory Fringe Benefits	15,292,122	16,244,569	952,447	16,980,259	735,690
Non-Personnel Services	5,034,887	5,513,557	478,670	5,522,357	8,800
City Grant Program	5,230,314	5,230,314		5,230,314	
Capital Outlay	210,000	624,000	414,000		(624,000)
Intrafund Transfers Out	933,444	14,090,562	13,157,118	27,096,819	13,006,257
Materials & Supplies	500,700	1,249,751	749,051	670,863	(578,888)
Overhead and Allocations	1,262,102	1,759,138	497,036	1,759,138	
Services Of Other Depts	36,232,680	26,441,067	(9,791,613)	26,158,726	(282,341)
Transfer Adjustment - Uses	(933,444)	(14,090,562)	(13,157,118)	(27,096,819)	(13,006,257)
Total Uses by Chart of Account	**96,501,543**	**89,501,462**	**(7,000,081)**	**89,228,295**	**(273,167)**

Sources of Funds Detail by Account

420931	Apartment License Fee	6,519,756	6,334,098	(185,658)	6,334,098	
430150	Interest Earned - Pooled Cash	985,000	2,500,000	1,515,000	2,500,000	
460175	TTX-Gen Government Svc Charges	25,000		(25,000)		
461101	Plan Checking	27,000,000	15,000,000	(12,000,000)	15,000,000	
461102	Premium Plan Review	1,691,346	552,309	(1,139,037)	552,309	
461103	Preplan Application Meeting	149,614	90,000	(59,614)	90,000	
461104	Subpoena	18,609	3,300	(15,309)	3,300	

461105	Application Extension Fee	145,039	145,039		145,039
461108	Notices	72,394	21,000	(51,394)	21,000
461110	Street Numbers	86,872	86,872		86,872
461111	Reproduction	6,300	2,000	(4,300)	2,000
461112	Central Permit Bureau Fee	485,000	300,000	(185,000)	300,000
461115	Building Permits	13,700,000	10,000,000	(3,700,000)	10,000,000
461116	Bid Investigation Fee	291,000	160,000	(131,000)	160,000
461117	Addition Bldg Inspections	533,500	214,000	(319,500)	214,000
461118	Condo Conversion Reports	320,100	100,000	(220,100)	100,000
461119	Off Hours Bldg Inspection	43,497	43,497		43,497
461120	Energy Inspection	223,100	123,000	(100,100)	123,000
461121	Permit Extension Fee	1,121	1,121		1,121
461130	Plumbing Permit Issuance Fee	3,860,988	2,800,000	(1,060,988)	2,800,000
461131	Penaltes-Plumbng-MechanclPermt	77,220	147,000	69,780	147,000
461132	Plumbing Inspection	222,007	100,000	(122,007)	100,000
461133	Off Hours Plumbing Inspection	173,744	85,000	(88,744)	85,000
461135	Mechanical Permit Issuance Fee	217,181	80,000	(137,181)	80,000
461140	Electrical Permit	6,474,106	3,900,000	(2,574,106)	3,900,000
461141	Penalties Electrical Permit	106,177	50,000	(56,177)	50,000
461142	Additional Electrical Inspectn	308,879	85,000	(223,879)	85,000
461143	Off Hours Electrical Inspectn	125,482	45,000	(80,482)	45,000
461144	Sign Permit	24,132	9,000	(15,132)	9,000
461150	Mechanical Plan Review	48,500	48,500		48,500
461155	Boiler Permit	333,011	333,011		333,011
461156	Boiler Permit Penalties	1,930	1,930		1,930
461160	Hotel License Fee	418,927	302,643	(116,284)	302,643
461161	1 & 2 Family Rental Unit Fee	1,270,712	1,191,902	(78,810)	1,191,902
461162	Hotel Conversion Ordinance	60,000	40,081	(19,919)	40,081
461164	Building Standards Fees	30,000	30,000		30,000
461165	Code Enforcement	400,000	280,532	(119,468)	280,532
461167	Code Enforce - Assessment Fees	306,494	150,000	(156,494)	150,000
461168	CodeEnforce-CityAttrnyLitigatn	560,522	560,522		560,522
461170	Seismic Retrofitting	81,163	81,163		81,163
461180	Permit Facilitator	193	193		193
461181	Board Fees	1,682	600	(1,082)	600
461183	Microfilm Related Fee	100,000	50,000	(50,000)	50,000
461184	Records Retention Fee	372,500	186,250	(186,250)	186,250
461185	Report Of Residentl Recrd Fee	1,254,821	900,000	(354,821)	900,000
461186	Vacant-Abandoned Building Fee	112,104	112,104		112,104

463592	Interior Lead Abatement Fees	1,682		(1,682)		
469999	Other Operating Revenue	25,000	25,000		25,000	
486230	Exp Rec Fr City Planning (AAO)	90,241	63,223	(27,018)	63,223	
486530	Exp Rec Fr Port Commission AAO	20,000		(20,000)		
486560	Exp Rec Fr Public Works (AAO)	5,000		(5,000)		
486630	Exp Rec Fr Rec & Park (AAO)	10,000	10,000		10,000	
486690	Exp Rec Fr Human Services AAO	14,067		(14,067)		
486740	Exp Rec Fr PUC (AAO)	35,597	19,726	(15,871)	20,364	638
495002	ITI Fr 2S/BIF-Bldg Inspectn Fd	933,444	14,090,562	13,157,118	27,096,819	13,006,257
499998	Prior Year Designated Reserve		13,657,353	13,657,353	27,342,647	13,685,294
499999	Beg Fund Balance - Budget Only	27,060,233	28,479,493	1,419,260	14,520,394	(13,959,099)
999989	ELIMSD TRANSFER ADJ-SOURCES	(933,444)	(14,090,562)	(13,157,118)	(27,096,819)	(13,006,257)
General Fund Support						
Total Sources by Fund		**96,501,543**	**89,501,462**	**(7,000,081)**	**89,228,295**	**(273,167)**

Uses of Funds Detail Appropriation

Operating

Fund Code	Fund Title	Code	Title	2019-2020 Original Budget	2020-2021 Adopted Budget	2020-2021 Change From 2019-2020	2021-2022 Adopted Budget	2021-2022 Change From 2020-2021
10190	SR BIF Operating Project		Salaries	32,738,738	32,439,066	(299,672)	32,906,638	467,572
			Mandatory Fringe Benefits	15,292,324	16,245,114	952,790	16,980,013	734,899
			Non-Personnel Services	5,004,887	4,383,557	(621,330)	4,392,357	8,800
			City Grant Program	5,230,314	5,230,314		5,230,314	
			Capital Outlay	210,000	624,000	414,000		(624,000)
			Intrafund Transfers Out	533,444	433,209	(100,235)	433,209	
			Materials & Supplies	488,700	1,237,751	749,051	658,863	(578,888)
			Overhead and Allocations	1,262,102	1,759,138	497,036	1,759,138	
			Services Of Other Depts	30,761,710	25,886,657	(4,875,053)	26,158,726	272,069
			Transfer Adjustment - Uses	(533,444)	(433,209)	100,235	(433,209)	
10190 Total				**90,988,775**	**87,805,597**	**(3,183,178)**	**88,086,049**	**280,452**
Operating Total				**90,988,775**	**87,805,597**	**(3,183,178)**	**88,086,049**	**280,452**

Continuing Projects - Authority Control

Fund Code	Fund Title	Code	Title	2019-2020 Original Budget	2020-2021 Adopted Budget	2020-2021 Change From 2019-2020	2021-2022 Adopted Budget	2021-2022 Change From 2020-2021
10210	SR Building Standards Comssn	16665	BI Building Standards Commissi	30,000	30,000		30,000	
10210 Total				**30,000**	**30,000**	**0**	**30,000**	**0**
10230	SR BIF-Continuing Projects	10000	Operating		1,100,000	1,100,000	1,100,000	
		16670	BI Illegal In-law Units	11,798	11,455	(343)	12,246	791
		16674	BI Permit Tracking System Main	5,470,970		(5,470,970)		
10230 Total				**5,482,768**	**1,111,455**	**(4,371,313)**	**1,112,246**	**791**
10250	SR PW-Strong Motion Admin	16680	BI Strong Motion Administratio		554,410	554,410		(554,410)
10250 Total				**0**	**554,410**	**554,410**	**0**	**(554,410)**
Continuing Projects - Authority Control Total				**5,512,768**	**1,695,865**	**(3,816,903)**	**1,142,246**	**(553,619)**
Total Uses of Funds				**96,501,543**	**89,501,462**	**(7,000,081)**	**89,228,295**	**(273,167)**

Department: CSS Child Support Services

Fund Summary

Fund Title	2019-2020 Original Budget	2020-2021 Adopted Budget	2020-2021 Change From 2019-2020	2021-2022 Adopted Budget	2021-2022 Change From 2020-2021
Children and Families Fund	13,565,487	13,409,069	(156,418)	13,435,971	26,902
Total Uses by Funds	**13,565,487**	**13,409,069**	**(156,418)**	**13,435,971**	**26,902**

Division Summary

CSS Child Support Services	13,565,487	13,409,069	(156,418)	13,435,971	26,902
Total Uses by Division	**13,565,487**	**13,409,069**	**(156,418)**	**13,435,971**	**26,902**

Chart of Account Summary

Salaries	7,412,125	6,897,163	(514,962)	7,252,074	354,911
Mandatory Fringe Benefits	3,689,855	3,969,517	279,662	4,252,121	282,604
Non-Personnel Services	237,085	350,094	113,009	414,648	64,554
Materials & Supplies	100,281	152,165	51,884	75,530	(76,635)
Services Of Other Depts	2,126,141	2,040,130	(86,011)	1,441,598	(598,532)
Total Uses by Chart of Account	**13,565,487**	**13,409,069**	**(156,418)**	**13,435,971**	**26,902**

Sources of Funds Detail by Account

440199	Other Fed-PublicAssistnceAdmin	8,848,696	8,433,006	(415,690)	8,433,006	
445299	Other State-Publc Asstnce Prog	4,558,419	4,117,472	(440,947)	4,117,472	
479995	Child Support Offsetting Aid		691,928	691,928	714,478	22,550
486370	Exp Rec Fr Comm Health Svc AAO	1,368	1,368		1,368	
486690	Exp Rec Fr Human Services AAO	157,004	165,295	8,291	169,647	4,352
General Fund Support						
Total Sources by Fund		**13,565,487**	**13,409,069**	**(156,418)**	**13,435,971**	**26,902**

Uses of Funds Detail Appropriation

Operating

Fund Code	Fund Title	Code	Title	2019-2020 Original	2020-2021 Adopted	2020-2021 Change From	2021-2022 Adopted	2021-2022 Change From

				Budget	Budget	2019-2020	Budget	2020-2021
11300	SR Child Support-Operating		Salaries	7,412,125	6,897,163	(514,962)	7,252,074	354,911
			Mandatory Fringe Benefits	3,689,855	3,969,517	279,662	4,252,121	282,604
			Non-Personnel Services	237,085	350,094	113,009	414,648	64,554
			Materials & Supplies	100,281	152,165	51,884	75,530	(76,635)
			Services Of Other Depts	2,126,141	2,040,130	(86,011)	1,441,598	(598,532)
11300 Total				**13,565,487**	**13,409,069**	**(156,418)**	**13,435,971**	**26,902**
Operating Total				**13,565,487**	**13,409,069**	**(156,418)**	**13,435,971**	**26,902**
Total Uses of Funds				**13,565,487**	**13,409,069**	**(156,418)**	**13,435,971**	**26,902**

Department: CFC Children & Families Commsn

Fund Summary

Fund Title	2019-2020 Original Budget	2020-2021 Adopted Budget	2020-2021 Change From 2019-2020	2021-2022 Adopted Budget	2021-2022 Change From 2020-2021
Children and Families Fund	31,157,712	31,194,003	36,291	30,968,671	(225,332)
Total Uses by Funds	**31,157,712**	**31,194,003**	**36,291**	**30,968,671**	**(225,332)**

Division Summary

CFC Children & Families Commsn	31,157,712	31,194,003	36,291	30,968,671	(225,332)
Total Uses by Division	**31,157,712**	**31,194,003**	**36,291**	**30,968,671**	**(225,332)**

Chart of Account Summary

Salaries	1,776,820	1,682,929	(93,891)	1,787,327	104,398
Mandatory Fringe Benefits	828,963	816,611	(12,352)	886,929	70,318
Non-Personnel Services	1,450,286	1,105,271	(345,015)	864,314	(240,957)
City Grant Program	24,951,532	25,729,177	777,645	25,555,999	(173,178)
Materials & Supplies	231,500	91,950	(139,550)	103,991	12,041
Programmatic Projects	113,271	154,230	40,959	158,370	4,140
Services Of Other Depts	1,805,340	1,613,835	(191,505)	1,611,741	(2,094)
Total Uses by Chart of Account	**31,157,712**	**31,194,003**	**36,291**	**30,968,671**	**(225,332)**

Sources of Funds Detail by Account

430150	Interest Earned - Pooled Cash	250,000	150,000	(100,000)	150,000	
444931	Fed Grants Pass-Thru State-Oth	900,000	418,456	(481,544)	418,456	
445417	Prop 10 Tobacco Tax Funding	8,059,250	8,107,295	48,045	7,871,335	(235,960)
448999	Other State Grants & Subventns	1,600,000	1,405,183	(194,817)	1,405,183	
486190	Exp Rec Fr Child;Youth&Fam AAO	6,464,953	6,026,001	(438,952)	6,026,001	
486450	Exp Rec From Mohcd	500,000	417,500	(82,500)	417,500	
486690	Exp Rec Fr Human Services AAO	11,104,231	11,010,791	(93,440)	11,010,791	
486790	Exp Rec Fr Status Of Women AAO	250,000	250,000		250,000	
493001	OTI Fr 1G-General Fund	125,000	175,000	50,000		(175,000)
499999	Beg Fund Balance - Budget Only	1,904,278	3,233,777	1,329,499	3,419,405	185,628

General Fund Support

Total Sources by Fund	**31,157,712**	**31,194,003**	**36,291**	**30,968,671**	**(225,332)**

Continuing Projects - Authority Control

Fund Code	Fund Title	Code	Title	2019-2020 Original Budget	2020-2021 Adopted Budget	2020-2021 Change From 2019-2020	2021-2022 Adopted Budget	2021-2022 Change From 2020-2021
11000	SR CFC ContinuingAuthorityCtrl	16921	CF Prop 10 - Tobacco Tax Fundi	25,794,420	26,398,367	603,947	26,476,118	77,751
		21036	Portola Early Literacy	75,000	75,000			(75,000)
		21037	Mission Head Start Family Sup	50,000		(50,000)		
		21555	District 11 Family Support		75,000	75,000		(75,000)
		21562	District 10 Family Support		25,000	25,000		(25,000)
11000 Total				**25,919,420**	**26,573,367**	**653,947**	**26,476,118**	**(97,249)**
Continuing Projects - Authority Control Total				**25,919,420**	**26,573,367**	**653,947**	**26,476,118**	**(97,249)**

Grants Projects

Fund Code	Fund Title	Code	Title	2019-2020 Original Budget	2020-2021 Adopted Budget	2020-2021 Change From 2019-2020	2021-2022 Adopted Budget	2021-2022 Change From 2020-2021
11020	SR Children&FamiliesGrants Fed	10022906	Prop 10 - Tobacco Tax Funding	5,238,292		(5,238,292)		
		10035577	CFC IMPACT 2020 Local		619,289	619,289	623,206	3,917
		10035578	CFC IMPACT 2020 HUB		1,195,708	1,195,708	1,195,708	
		10035579	CFC FY20-21 CSPP QRIS		1,305,183	1,305,183	1,305,183	
		10035580	CFC FY20-21 QCC QRIS		418,456	418,456	418,456	
		10035630	CFC DLL Pilot		782,000	782,000	750,000	(32,000)
		10036088	CFC Home Visiting		200,000	200,000	100,000	(100,000)
		10036089	CFC Workforce Pathways		100,000	100,000	100,000	
11020 Total				**5,238,292**	**4,620,636**	**(617,656)**	**4,492,553**	**(128,083)**
Grants Projects Total				**5,238,292**	**4,620,636**	**(617,656)**	**4,492,553**	**(128,083)**

Total Uses of Funds	**31,157,712**	**31,194,003**	**36,291**	**30,968,671**	**(225,332)**

Department: CHF Children;Youth & Families

Fund Summary

Fund Title	2019-2020 Original Budget	2020-2021 Adopted Budget	2020-2021 Change From 2019-2020	2021-2022 Adopted Budget	2021-2022 Change From 2020-2021
Children and Families Fund	235,399,270	207,435,791	(27,963,479)	198,174,989	(9,260,802)
Community / Neighborhood Dev		1,000,222	1,000,222		(1,000,222)
General Fund	72,514,129	73,423,062	908,933	65,871,809	(7,551,253)
Public Protection Fund	6,013,337	3,496,424	(2,516,913)	3,047,357	(449,067)
Total Uses by Funds	**313,926,736**	**285,355,499**	**(28,571,237)**	**267,094,155**	**(18,261,344)**

Division Summary

CHF Children;Youth & Families	313,926,736	285,355,499	(28,571,237)	267,094,155	(18,261,344)
Total Uses by Division	**313,926,736**	**285,355,499**	**(28,571,237)**	**267,094,155**	**(18,261,344)**

Chart of Account Summary

Salaries	6,496,123	6,547,757	51,634	6,547,700	(57)
Mandatory Fringe Benefits	2,984,645	3,157,084	172,439	3,308,776	151,692
Non-Personnel Services	8,745,925	8,585,115	(160,810)	6,637,771	(1,947,344)
City Grant Program	254,780,335	229,058,280	(25,722,055)	212,728,167	(16,330,113)
Intrafund Transfers Out	6,100,000	5,060,000	(1,040,000)	5,660,000	600,000
Materials & Supplies	252,649	297,649	45,000	252,649	(45,000)
Services Of Other Depts	40,667,059	37,709,614	(2,957,445)	37,619,092	(90,522)
Transfer Adjustment - Uses	(6,100,000)	(5,060,000)	1,040,000	(5,660,000)	(600,000)
Total Uses by Chart of Account	**313,926,736**	**285,355,499**	**(28,571,237)**	**267,094,155**	**(18,261,344)**

Sources of Funds Detail by Account

410110	Prop Tax Curr Yr-Secured	92,470,000	96,990,000	4,520,000	98,200,000	1,210,000
410120	Prop Tax Curr Yr-Unsecured	5,670,000	6,520,000	850,000	5,220,000	(1,300,000)
410230	Unsecured Instl 5-8 Yr Plan	30,000	30,000		30,000	
410310	Supp Asst SB813-Cy Secured	430,000	160,000	(270,000)	160,000	
410410	Supp Asst SB813-Py Secured	3,750,000	1,450,000	(2,300,000)	1,450,000	
410920	Prop Tax Ab 1290 Rda Passthrgh	2,120,000	2,630,000	510,000	2,680,000	50,000
430150	Interest Earned - Pooled Cash	80,000	80,000		80,000	
444931	Fed Grants Pass-Thru State-Oth	1,387,336	1,034,929	(352,407)	1,069,989	35,060

444939	Federal Direct Grant	126,242	557,246	431,004	108,179	(449,067)
448111	Homeowners Prop Tax Relief	200,000	200,000		200,000	
448999	Other State Grants & Subventns	5,599,362	2,939,178	(2,660,184)	2,939,178	
475415	Community ImprovementImpactFee		1,000,222	1,000,222		(1,000,222)
478201	Private Grants	400,000	400,000		400,000	
486020	Exp Rec Fr Airport (AAO)	53,000	53,000		53,000	
486030	Exp Rec Fr Admin Svcs (AAO)	241,747	248,180	6,433	248,180	
486070	Exp Rec Fr Assessor (AAO)	21,000	21,000		21,000	
486090	Exp Rec Fr Board Of Supv (AAO)	4,200	4,200		4,200	
486100	Exp Rec Fr Bus & Enc Dev (AAO)	200,000	200,000		200,000	
486110	Exp Rec Fr Bldg Inspection AAO	37,800	45,000	7,200	45,000	
486150	Exp Rec Fr Adm (AAO)	5,344	5,344		5,344	
486170	Exp Rec Fr Chld Supprt SvcsAAO	12,000	12,000		12,000	
486180	Exp Rec Fr ConvFaciltsMgmt AAO	12,800	12,800		12,800	
486200	Exp Rec Fr Children & Fam AAO	130,000	130,000		130,000	
486230	Exp Rec Fr City Planning (AAO)	9,800	9,800		9,800	
486270	Exp Rec Fr Distrct Attorny AAO	100,000	100,000		100,000	
486370	Exp Rec Fr Comm Health Svc AAO	176,904	176,904		176,904	
486420	Exp Rec Fr Juvenile Court AAO	946,177	946,177		946,177	
486430	Exp Rec Fr Public Library AAO	156,800	156,800		156,800	
486510	Exp Rec Fr Public Defender AAO	33,600	16,800	(16,800)	33,600	16,800
486530	Exp Rec Fr Port Commission AAO	31,572	31,572		31,572	
486550	Exp Rec Fr Public TransprtnAAO	63,500	63,500		63,500	
486560	Exp Rec Fr Public Works (AAO)	25,200	25,200		25,200	
486570	Exp Rec Fr Rent ArbtrtonBd AAO	9,600	9,600		9,600	
486580	Exp Rec Fr Human Rights (AAO)	1,056	1,056		1,056	
486590	Exp Rec Fr Human Resources AAO	15,000	15,000		15,000	
486610	Exp Rec Fr Regstar Of Votr AAO	12,600		(12,600)	12,600	12,600
486630	Exp Rec Fr Rec & Park (AAO)	84,000	84,000		84,000	
486640	Exp Rec Fr Retirement Sys AAO	4,536	4,536		4,536	
486690	Exp Rec Fr Human Services AAO	626,267	833,767	207,500	833,767	
486710	Exp Rec From Isd (AAO)	4,200	10,500	6,300	10,500	
486720	Exp Rec Fr Treas-Tax Coll AAO	10,368	10,368		10,368	
486740	Exp Rec Fr PUC (AAO)	240,000	240,000		240,000	
487210	Exp Rec Fr Human Svcs NonAAO	200,000		(200,000)		
493001	OTI Fr 1G-General Fund	121,365,000	94,425,000	(26,940,000)	88,555,000	(5,870,000)
495004	ITI Fr 2S/CHF-Children's Fund	6,100,000	5,060,000	(1,040,000)	5,660,000	600,000
499999	Beg Fund Balance - Budget Only	7,654,667	3,385,862	(4,268,805)		(3,385,862)
999989	ELIMSD TRANSFER ADJ-SOURCES	(6,100,000)	(5,060,000)	1,040,000	(5,660,000)	(600,000)

General Fund Support	69,175,058	70,085,958	910,900	62,505,305	(7,580,653)
Total Sources by Fund	**313,926,736**	**285,355,499**	**(28,571,237)**	**267,094,155**	**(18,261,344)**

Reserved Appropriations

Controller Reserves:

10001640 CH CYF-Eligible Services		4,800,000	4,800,000	2,200,000	(2,600,000)
Controller Reserves: Total		**4,800,000**	**4,800,000**	**2,200,000**	**(2,600,000)**

Uses of Funds Detail Appropriation

Operating

Fund Code	Fund Title	Code	Title	2019-2020 Original Budget	2020-2021 Adopted Budget	2020-2021 Change From 2019-2020	2021-2022 Adopted Budget	2021-2022 Change From 2020-2021
10000	GF Annual Account Ctrl		Salaries	224,234	224,463	229	224,463	
			Mandatory Fringe Benefits	85,563	90,518	4,955	93,485	2,967
			City Grant Program	4,823,470	619,747	(4,203,723)	1,388,492	768,745
			Services Of Other Depts	961,194	843,095	(118,099)	843,095	
10000 Total				**6,094,461**	**1,777,823**	**(4,316,638)**	**2,549,535**	**771,712**
11190	SR Children and Youth		Salaries	5,098,365	5,149,485	51,120	5,197,681	48,196
			Mandatory Fringe Benefits	2,427,073	2,602,594	175,521	2,724,855	122,261
			Non-Personnel Services	7,075,536	7,059,970	(15,566)	4,980,269	(2,079,701)
			City Grant Program	63,343,371	68,289,825	4,946,454	66,258,729	(2,031,096)
			Intrafund Transfers Out	6,100,000	5,060,000	(1,040,000)	5,660,000	600,000
			Materials & Supplies	235,320	280,320	45,000	235,320	(45,000)
			Services Of Other Depts	24,000,335	23,133,668	(866,667)	23,093,146	(40,522)
			Transfer Adjustment - Uses	(6,100,000)	(5,060,000)	1,040,000	(5,660,000)	(600,000)
11190 Total				**102,180,000**	**106,515,862**	**4,335,862**	**102,490,000**	**(4,025,862)**
Operating Total				**108,274,461**	**108,293,685**	**19,224**	**105,039,535**	**(3,254,150)**

Annual Projects - Authority Control

Fund Code	Fund Title	Code	Title	2019-2020 Original Budget	2020-2021 Adopted Budget	2020-2021 Change From 2019-2020	2021-2022 Adopted Budget	2021-2022 Change From 2020-2021
10010	GF Annual Authority Ctrl	17230	Community Based Agencies	1,275,025	1,160,700	(114,325)	1,160,700	
		20111	CH Family Empowerment	3,204,143	3,242,786	38,643	3,242,786	
		20112	CH Justices Services	1,446,116	1,446,116		1,446,116	
		20115	CH Outreach and Access	1,518,203	1,518,203		1,518,203	
		20118	CH Early Care and Education	4,788,887	4,647,925	(140,962)	4,647,925	

Fund Code	Fund Title	Code	Title	2019-2020 Original Budget	2020-2021 Adopted Budget	2020-2021 Change From 2019-2020	2021-2022 Adopted Budget	2021-2022 Change From 2020-2021
10010	GF Annual Authority Ctrl	20119	CH Educational Supports	6,629,821	5,310,140	(1,319,681)		(5,310,140)
		20120	CH Enrichment Leadership Skill	1,000,000	1,000,000		1,000,000	
10010 Total				**19,862,195**	**18,325,870**	**(1,536,325)**	**13,015,730**	**(5,310,140)**
Annual Projects - Authority Control Total				**19,862,195**	**18,325,870**	**(1,536,325)**	**13,015,730**	**(5,310,140)**

Continuing Projects - Authority Control

Fund Code	Fund Title	Code	Title	2019-2020 Original Budget	2020-2021 Adopted Budget	2020-2021 Change From 2019-2020	2021-2022 Adopted Budget	2021-2022 Change From 2020-2021
10020	GF Continuing Authority Ctrl	16915	CH Sfusd Special Projects	117,000		(117,000)		
		16916	CH Bos Allocations	165,000	6,555,724	6,390,724	205,000	(6,350,724)
		16918	CH Dcyf Nutrition Project	615,660	642,462	26,802	646,017	3,555
		16919	CH Our Children; Our Families	894,758	903,789	9,031	1,008,733	104,944
		17230	Community Based Agencies	2,298,094	8,461,024	6,162,930	6,011,024	(2,450,000)
		19805	City College Enroll Asst Fund	6,634,743	15,700,000	9,065,257	16,400,000	700,000
		20110	CH Emotional Well-Bring	193,000	186,000	(7,000)	186,000	
		20111	CH Family Empowerment	350,000	283,250	(66,750)	283,250	
		20112	CH Justices Services	550,000	450,000	(100,000)	450,000	
		20113	CH Mentorship Service Area	391,500	250,000	(141,500)	250,000	
		20114	CH Out of School Time	5,321,109	5,179,609	(141,500)	5,179,609	
		20115	CH Outreach and Access	4,843,861	5,030,705	186,844	5,030,705	
		20116	CH TA and Capacity Building	25,000		(25,000)		
		20117	CH Youth Workforce Development	1,235,677	1,215,677	(20,000)	1,215,677	
		20118	CH Early Care and Education	1,885,000	1,819,025	(65,975)	1,819,025	
		20119	CH Educational Supports	260,000	125,000	(135,000)	125,000	
		20120	CH Enrichment Leadership Skill	1,413,000	1,155,000	(258,000)	1,105,000	(50,000)
		20324	Sugar-Sweetened Beverages Tax	225,000	225,000		225,000	
		20990	Opportunities for All	2,000,000		(2,000,000)		
		21009	ERAF CHF Free City College	13,800,000		(13,800,000)		
		21057	ERAF CHFHiPotntialSchoolStipnd				5,000,000	5,000,000
		21058	ERAF CHF Mental Health Centers		1,800,000	1,800,000	1,800,000	
10020 Total				**43,218,402**	**49,982,265**	**6,763,863**	**46,940,040**	**(3,042,225)**
10650	SR Development Agreement	21432	CH 5M Community Benefits		1,000,222	1,000,222		(1,000,222)
10650 Total				**0**	**1,000,222**	**1,000,222**	**0**	**(1,000,222)**
11200	SR Public Education Special	16914	CH Sfusd Grants - Peef Baselin	12,416,000	25,120,000	12,704,000	11,320,000	(13,800,000)
		16915	CH Sfusd Special Projects	965,000	965,000		965,000	
		16923	PEEF	89,738,667	71,060,000	(18,678,667)	79,590,000	8,530,000

Fund Code	Fund Title	Code	Title	2019-2020 Original Budget	2020-2021 Adopted Budget	2020-2021 Change From 2019-2020	2021-2022 Adopted Budget	2021-2022 Change From 2020-2021
11200	SR Public Education Special	20324	Sugar-Sweetened Beverages Tax	2,000,000	2,340,000	340,000	2,340,000	
		21055	ERAF CHF Teacher Wage Support	13,100,000		(13,100,000)		
		21057	ERAF CHFHiPotntialSchoolStipnd	10,000,000		(10,000,000)		
		21058	ERAF CHF Mental Health Centers	3,500,000		(3,500,000)		
11200 Total				**131,719,667**	**99,485,000**	**(32,234,667)**	**94,215,000**	**(5,270,000)**
Continuing Projects - Authority Control Total				**174,938,069**	**150,467,487**	**(24,470,582)**	**141,155,040**	**(9,312,447)**

Grants Projects

Fund Code	Fund Title	Code	Title	2019-2020 Original Budget	2020-2021 Adopted Budget	2020-2021 Change From 2019-2020	2021-2022 Adopted Budget	2021-2022 Change From 2020-2021
11180	SR Child Youth&Fam-Grants	10033038	CH FY19-20 Summer Food Program	452,145		(452,145)		
		10033043	CH FY19-20 Child & Adult Care	647,458		(647,458)		
		10034573	CH FY20-21 Summer Food Program		430,426	430,426		(430,426)
		10034577	CH FY20-21 Child & Adult Care		604,503	604,503		(604,503)
		10035834	CH FY21-22 Child & Adult Care				622,638	622,638
		10035835	CH FY21-22 Summer Food Program				447,351	447,351
11180 Total				**1,099,603**	**1,034,929**	**(64,674)**	**1,069,989**	**35,060**
13550	SR Public Protection-Grant	10032937	CH FY19-20 BYRNE State Grant	287,733		(287,733)		
		10032939	CH FY19-20 Federal JAG Grant	126,242		(126,242)		
		10034496	CH FY20-21 Federal JAG Grant		108,179	108,179		(108,179)
		10035806	CH FY21-22 Federal JAG Grant				108,179	108,179
13550 Total				**413,975**	**108,179**	**(305,796)**	**108,179**	**0**
13551	SR Public Prot-COVID Stim-FED	10036442	CH CESF FY2020 Grant		449,067	449,067		(449,067)
13551 Total				**0**	**449,067**	**449,067**	**0**	**(449,067)**
13720	SR Public Protection-Grant Sta	10000075	CH FY 16-17 Sfcops Program	188,137		(188,137)		
		10029499	CH FY18-19 Jjcpa Grant Year	1,342,388		(1,342,388)		
		10029569	CH FY 17-18 Sfcops Program	844,105		(844,105)		
		10032945	CH FY 19-20 SFCOPS Program	846,607		(846,607)		
		10032958	CH FY19-20 JJCPA Grant	2,378,125		(2,378,125)		
		10034584	CH FY20-21 JJCPA Grant		2,370,867	2,370,867		(2,370,867)
		10034594	CH FY 20-21 SFCOPS Program		568,311	568,311		(568,311)
		10035816	CH FY21-22 JJCPA Grant Year				2,370,867	2,370,867
		10035818	CH FY 21-22 SFCOPS Program				568,311	568,311
13720 Total				**5,599,362**	**2,939,178**	**(2,660,184)**	**2,939,178**	**0**
Grants Projects Total				**7,112,940**	**4,531,353**	**(2,581,587)**	**4,117,346**	**(414,007)**

Continuing Projects - Project Control

Fund Code	Fund Title	Code	Title	2019-2020 Original Budget	2020-2021 Adopted Budget	2020-2021 Change From 2019-2020	2021-2022 Adopted Budget	2021-2022 Change From 2020-2021
11150	SR Child Youth&Fam-Grants Oth	10029271	CH 2019 Cfe Fund	400,000		(400,000)		
		10033045	CH 2020 CFE Fund		400,000	400,000		(400,000)
		10036182	CH 2021 CFE Fund				400,000	400,000
11150 Total				**400,000**	**400,000**	**0**	**400,000**	**0**
Continuing Projects - Project Control Total				**400,000**	**400,000**	**0**	**400,000**	**0**

Work Orders/Overhead

Fund Code	Fund Title	Code	Title	2019-2020 Original Budget	2020-2021 Adopted Budget	2020-2021 Change From 2019-2020	2021-2022 Adopted Budget	2021-2022 Change From 2020-2021
10060	GF Work Order			3,339,071	3,337,104	(1,967)	3,366,504	29,400
10060 Total				**3,339,071**	**3,337,104**	**(1,967)**	**3,366,504**	**29,400**
Work Orders/Overhead Total				**3,339,071**	**3,337,104**	**(1,967)**	**3,366,504**	**29,400**
Total Uses of Funds				**313,926,736**	**285,355,499**	**(28,571,237)**	**267,094,155**	**(18,261,344)**

Department: CAT City Attorney

Fund Summary

Fund Title	2019-2020 Original Budget	2020-2021 Adopted Budget	2020-2021 Change From 2019-2020	2021-2022 Adopted Budget	2021-2022 Change From 2020-2021
General Fund	86,930,227	88,672,808	1,742,581	90,503,695	1,830,887
Public Protection Fund	4,504,990	5,141,717	636,727	5,141,717	
Total Uses by Funds	**91,435,217**	**93,814,525**	**2,379,308**	**95,645,412**	**1,830,887**

Division Summary

CAT City Attorney	91,435,217	93,814,525	2,379,308	95,645,412	1,830,887
Total Uses by Division	**91,435,217**	**93,814,525**	**2,379,308**	**95,645,412**	**1,830,887**

Chart of Account Summary

Salaries	52,440,099	52,633,050	192,951	52,957,879	324,829
Mandatory Fringe Benefits	21,232,949	22,517,321	1,284,372	23,300,265	782,944
Non-Personnel Services	13,344,162	14,204,637	860,475	14,924,690	720,053
Materials & Supplies	155,000	155,000		155,000	
Services Of Other Depts	4,263,007	4,304,517	41,510	4,307,578	3,061
Total Uses by Chart of Account	**91,435,217**	**93,814,525**	**2,379,308**	**95,645,412**	**1,830,887**

Sources of Funds Detail by Account

425310	Consumer Protection Fines	4,504,990	5,141,717	636,727	5,141,717	
449997	City Depts Revenue From OCII	400,000	400,000		400,000	
486020	Exp Rec Fr Airport (AAO)	4,165,000	4,465,000	300,000	4,490,000	25,000
486050	Exp Rec Fr Adult Probation AAO	380,000	380,000		380,000	
486070	Exp Rec Fr Assessor (AAO)	700,000	900,000	200,000	900,000	
486100	Exp Rec Fr Bus & Enc Dev (AAO)	792,360	792,360		792,360	
486110	Exp Rec Fr Bldg Inspection AAO	3,501,592	3,501,592		3,501,592	
486150	Exp Rec Fr Adm (AAO)	915,100	915,100		915,100	
486170	Exp Rec Fr Chld Supprt SvcsAAO	10,000	10,000		10,000	
486180	Exp Rec Fr ConvFaciltsMgmt AAO	75,000	25,000	(50,000)	25,000	
486185	Exp Rec Fr CleanpowerSF AAO	1,200,000	1,200,000		1,200,000	
486190	Exp Rec Fr Child;Youth&Fam AAO	50,000	50,000		50,000	
486200	Exp Rec Fr Children & Fam AAO	10,000	10,000		10,000	

486230	Exp Rec Fr City Planning (AAO)	2,535,648	2,918,167	382,519	2,969,428	51,261
486240	Exp Rec Fr Civil Service (AAO)	90,000	90,000		90,000	
486250	Exp Rec Fr City Attorney (AAO)	2,900,000	2,400,000	(500,000)	2,400,000	
486310	Exp Rec Fr EmergcyComcationAAO	175,000	175,000		175,000	
486320	Exp Rec Fr Environment (AAO)	100,000	100,000		100,000	
486370	Exp Rec Fr Comm Health Svc AAO	1,926,297	2,006,297	80,000	2,082,000	75,703
486380	Exp Rec Fr Sf Gen Hospital AAO	1,762,851	1,865,851	103,000	1,920,000	54,149
486390	Exp Rec Fr Laguna Honda AAO	993,000	1,043,000	50,000	1,150,000	107,000
486400	Exp Rec Fr CommMental Hlth AAO	243,540	256,540	13,000	300,000	43,460
486410	Exp Rec Fr Hss (AAO)	167,500	125,000	(42,500)	125,000	
486430	Exp Rec Fr Public Library AAO	175,000	175,000		175,000	
486450	Exp Rec From Mohcd	500,000	500,000		500,000	
486460	Exp Rec Fr Muni TransprtnAAO	300,000	300,000		300,000	
486490	Exp Rec Fr Permit Appeals AAO	130,000	100,000	(30,000)	100,000	
486500	Exp Rec Fr Police Comssn AAO	350,000	350,000		350,000	
486520	Exp Rec Fr Parking&Traffic AAO	360,000	360,000		360,000	
486530	Exp Rec Fr Port Commission AAO	3,400,000	3,400,000		3,400,000	
486550	Exp Rec Fr Public TransprtnAAO	12,509,278	12,509,278		12,509,278	
486560	Exp Rec Fr Public Works (AAO)	836,000	836,000		836,000	
486570	Exp Rec Fr Rent ArbtrtonBd AAO	125,000	125,000		125,000	
486580	Exp Rec Fr Human Rights (AAO)	60,000	60,000		60,000	
486590	Exp Rec Fr Human Resources AAO	1,000,000	1,000,000		1,746,840	746,840
486620	Exp Rec Fr Retre Hlth Trst Brd	75,000	100,000	25,000	100,000	
486630	Exp Rec Fr Rec & Park (AAO)	1,904,000	1,904,000		1,904,000	
486640	Exp Rec Fr Retirement Sys AAO	2,325,000	2,325,000		2,325,000	
486690	Exp Rec Fr Human Services AAO	4,913,000	4,913,000		4,913,000	
486710	Exp Rec From Isd (AAO)	700,000	600,000	(100,000)	600,000	
486720	Exp Rec Fr Treas-Tax Coll AAO	350,000	350,000		350,000	
486740	Exp Rec Fr PUC (AAO)	1,303,615	1,499,227	195,612	1,499,227	
486750	Exp Rec Fr Hetch Hetchy (AAO)	3,206,656	3,345,494	138,838	3,345,494	
486760	Exp Rec Fr Water Dept (AAO)	1,680,787	2,680,787	1,000,000	2,680,787	
486780	Exp Rec Fr War Memorial (AAO)	100,000	100,000		100,000	
486800	Exp Rec Fr Cleanwater (AAO)	1,116,000	1,116,000		1,116,000	
487230	Exp Rec From Isd (Non-AAO)		100,000	100,000	100,000	
487250	Exp Rec Fr PUC (Non-AAO)	1,690,000	690,000	(1,000,000)	690,000	
487990	Exp Rec-Unallocated Non-AAO Fd	435,443	300,000	(135,443)	600,000	300,000
General Fund Support		24,292,560	25,305,115	1,012,555	25,732,589	427,474
Total Sources by Fund		**91,435,217**	**93,814,525**	**2,379,308**	**95,645,412**	**1,830,887**

Uses of Funds Detail Appropriation

Operating

Fund Code	Fund Title	Code	Title	2019-2020 Original Budget	2020-2021 Adopted Budget	2020-2021 Change From 2019-2020	2021-2022 Adopted Budget	2021-2022 Change From 2020-2021
10000	GF Annual Account Ctrl		Salaries	50,088,217	50,278,639	190,422	50,603,468	324,829
			Mandatory Fringe Benefits	20,338,563	21,488,737	1,150,174	22,271,681	782,944
			Non-Personnel Services	12,280,440	13,140,915	860,475	13,860,968	720,053
			Materials & Supplies	155,000	155,000		155,000	
			Services Of Other Depts	863,007	904,517	41,510	907,578	3,061
10000 Total				**83,725,227**	**85,967,808**	**2,242,581**	**87,798,695**	**1,830,887**
Operating Total				**83,725,227**	**85,967,808**	**2,242,581**	**87,798,695**	**1,830,887**

Annual Projects - Authority Control

Fund Code	Fund Title	Code	Title	2019-2020 Original Budget	2020-2021 Adopted Budget	2020-2021 Change From 2019-2020	2021-2022 Adopted Budget	2021-2022 Change From 2020-2021
10010	GF Annual Authority Ctrl	16966	Business Tax Litigation	470,000	470,000		470,000	
10010 Total				**470,000**	**470,000**	**0**	**470,000**	**0**
Annual Projects - Authority Control Total				**470,000**	**470,000**	**0**	**470,000**	**0**

Continuing Projects - Authority Control

Fund Code	Fund Title	Code	Title	2019-2020 Original Budget	2020-2021 Adopted Budget	2020-2021 Change From 2019-2020	2021-2022 Adopted Budget	2021-2022 Change From 2020-2021
10020	GF Continuing Authority Ctrl	16965	CA Legal Initiatives	2,735,000	2,235,000	(500,000)	2,235,000	
10020 Total				**2,735,000**	**2,235,000**	**(500,000)**	**2,235,000**	**0**
13490	SR City Attorney-Special Rev	16967	CA Cat Consumer Protection Enf	4,504,990	5,141,717	636,727	5,141,717	
13490 Total				**4,504,990**	**5,141,717**	**636,727**	**5,141,717**	**0**
Continuing Projects - Authority Control Total				**7,239,990**	**7,376,717**	**136,727**	**7,376,717**	**0**

Total Uses of Funds				**91,435,217**	**93,814,525**	**2,379,308**	**95,645,412**	**1,830,887**

Department: CPC City Planning

Fund Summary

Fund Title	2019-2020 Original Budget	2020-2021 Adopted Budget	2020-2021 Change From 2019-2020	2021-2022 Adopted Budget	2021-2022 Change From 2020-2021
Community / Neighborhood Dev	7,118,727	9,692,499	2,573,772	7,388,955	(2,303,544)
General Fund	48,346,757	50,753,615	2,406,858	52,692,811	1,939,196
Public Wks Trans and Commerce	200,000		(200,000)		
Total Uses by Funds	**55,665,484**	**60,446,114**	**4,780,630**	**60,081,766**	**(364,348)**

Division Summary

CPC Administration	19,375,177	20,599,990	1,224,813	21,016,833	416,843
CPC Citywide Planning	12,152,956	14,618,486	2,465,530	12,171,379	(2,447,107)
CPC Current Planning	13,550,851	13,557,304	6,453	13,612,188	54,884
CPC Environmental Planning	7,580,076	8,654,601	1,074,525	10,224,269	1,569,668
CPC Zoning Admin & Compliance	3,006,424	3,015,733	9,309	3,057,097	41,364
Total Uses by Division	**55,665,484**	**60,446,114**	**4,780,630**	**60,081,766**	**(364,348)**

Chart of Account Summary

Salaries	26,532,724	26,525,778	(6,946)	26,484,511	(41,267)
Mandatory Fringe Benefits	12,122,444	12,715,781	593,337	13,118,938	403,157
Non-Personnel Services	3,139,484	3,516,899	377,415	4,952,899	1,436,000
Capital Outlay	10,475	10,405	(70)		(10,405)
Materials & Supplies	555,065	699,970	144,905	499,774	(200,196)
Overhead and Allocations	656,755	965,663	308,908	965,663	
Programmatic Projects	5,366,988	8,048,654	2,681,666	5,599,282	(2,449,372)
Services Of Other Depts	7,281,549	7,888,174	606,625	8,339,113	450,939
Unappropriated Rev-Designated		74,790	74,790	121,586	46,796
Total Uses by Chart of Account	**55,665,484**	**60,446,114**	**4,780,630**	**60,081,766**	**(364,348)**

Sources of Funds Detail by Account

444931	Fed Grants Pass-Thru State-Oth	95,000	45,000	(50,000)	45,000	
444939	Federal Direct Grant		50,000	50,000		(50,000)
448999	Other State Grants & Subventns	1,375,000	1,531,000	156,000		(1,531,000)
449102	SF Transportation Authority	200,000		(200,000)		

449997	City Depts Revenue From OCII	318,594	390,000	71,406	405,600	15,600
460157	Planning-Categorcl Exemptn Fee	2,273,325	2,261,131	(12,194)	2,333,487	72,356
460173	New Construction Bldg Permit	2,971,799	4,355,340	1,383,541	4,494,711	139,371
460183	Permit Referrl Fr Oth Agencies	218,840	247,684	28,844	255,610	7,926
460188	City Planning Applicatn Refund	(590,362)	(1,005,313)	(414,951)	(1,037,483)	(32,170)
460189	Building Permit Alterations	20,961,904	26,026,768	5,064,864	26,859,624	832,856
460190	Planning-Conditional Use Fee	4,405,479	2,812,279	(1,593,200)	2,902,272	89,993
460191	Planning - Envnmtl Review Fee	4,988,018	3,862,401	(1,125,617)	3,985,998	123,597
460192	Planning - Variance Fees	737,810	714,002	(23,808)	736,850	22,848
460193	Planning-CertOfApprpriateneFee	244,212	226,140	(18,072)	233,376	7,236
460194	Oth Short RangeCityPlanningFee	4,490,212	2,666,489	(1,823,723)	2,751,817	85,328
461165	Code Enforcement	2,188,835	3,251,349	1,062,514	3,318,653	67,304
475415	Community ImprovementImpactFee	3,191,392	4,045,150	853,758	3,885,302	(159,848)
478201	Private Grants	268,500	770,000	501,500	140,000	(630,000)
486020	Exp Rec Fr Airport (AAO)	250,000	50,000	(200,000)	50,000	
486100	Exp Rec Fr Bus & Enc Dev (AAO)	337,606	427,606	90,000	427,606	
486530	Exp Rec Fr Port Commission AAO	150,000	250,000	100,000	250,000	
486550	Exp Rec Fr Public TransprtnAAO	217,000	217,000		217,000	
486560	Exp Rec Fr Public Works (AAO)	295,205	303,670	8,465	247,687	(55,983)
486600	Exp Rec Fr Real Estate (AAO)	63,033	40,000	(23,033)	40,000	
486630	Exp Rec Fr Rec & Park (AAO)	65,011	92,381	27,370	92,381	
486740	Exp Rec Fr PUC (AAO)	168,828	168,828		168,828	
487140	Exp Rec Fr PublcTrnsprt NonAAO	25,000	258,188	233,188	263,021	4,833
487370	Exp Rec Fr Port Comssn NonAAO	242,094	417,317	175,223	427,369	10,052
499999	Beg Fund Balance - Budget Only					
General Fund Support		5,513,149	5,971,704	458,555	6,587,057	615,353
Total Sources by Fund		**55,665,484**	**60,446,114**	**4,780,630**	**60,081,766**	**(364,348)**

Reserved Appropriations

Controller Reserves:

10023250	Transit Center District	1,800,000	1,800,000	750,000	(1,050,000)
Controller Reserves: Total		**1,800,000**	**1,800,000**	**750,000**	**(1,050,000)**

Uses of Funds Detail Appropriation

Operating

Fund Code	Fund Title	Code	Title	2019-2020 Original	2020-2021 Adopted	2020-2021 Change From	2021-2022 Adopted	2021-2022 Change From

				Budget	Budget	2019-2020	Budget	2020-2021
10000	GF Annual Account Ctrl		Salaries	24,108,895	23,772,068	(336,827)	23,730,801	(41,267)
			Mandatory Fringe Benefits	11,181,492	11,578,968	397,476	11,951,568	372,600
			Non-Personnel Services	2,766,872	3,379,299	612,427	4,815,299	1,436,000
			Capital Outlay	10,475	10,405	(70)		(10,405)
			Materials & Supplies	548,865	693,770	144,905	493,574	(200,196)
			Overhead and Allocations	656,755	965,663	308,908	965,663	
			Services Of Other Depts	6,485,946	7,211,257	725,311	7,658,672	447,415
10000 Total				**45,759,300**	**47,611,430**	**1,852,130**	**49,615,577**	**2,004,147**
Operating Total				**45,759,300**	**47,611,430**	**1,852,130**	**49,615,577**	**2,004,147**

Continuing Projects - Authority Control

Fund Code	Fund Title	Code	Title	2019-2020 Original Budget	2020-2021 Adopted Budget	2020-2021 Change From 2019-2020	2021-2022 Adopted Budget	2021-2022 Change From 2020-2021
10020	GF Continuing Authority Ctrl	10950	CP Integrated Permit Tracking		678,083	678,083	679,999	1,916
		11479	PC Neighborhood Profiles Proje	1,006,350	746,695	(259,655)	677,062	(69,633)
		16950	CP Plan Implementation - Gener	328,618	337,434	8,816	340,200	2,766
		16954	CP Backlog Reduction (supp App	462,243	444,566	(17,677)	444,566	
		16957	CP Electronic Document Review	176,640	57,800	(118,840)	57,800	
		16958	CP Records Digitization		225,000	225,000	225,000	
		16962	CP Development Agreements	287,606	377,606	90,000	377,606	
		19503	CP Pavement To Parks Program	52,000	25,000	(27,000)	25,000	
		21034	CPC Historic Presv Survey	274,000	250,001	(23,999)	250,001	
10020 Total				**2,587,457**	**3,142,185**	**554,728**	**3,077,234**	**(64,951)**
10610	SR Balboa Park CI	17059	GE Balboa Park Community Impro	2,600		(2,600)		
10610 Total				**2,600**	**0**	**(2,600)**	**0**	**0**
10670	SR Eastern Neighborhood CI	17063	GE Eastern Neighbrhd Infrastru	1,058,451	1,000,000	(58,451)	1,000,000	
10670 Total				**1,058,451**	**1,000,000**	**(58,451)**	**1,000,000**	**0**
10820	SR Market & Octavia CI	10945	CP Ipic-re-est Octavia Blvd Ri		150,000	150,000		(150,000)
		17067	GE Market Octavia Community Im	571,966	895,150	323,184	1,935,302	1,040,152
10820 Total				**571,966**	**1,045,150**	**473,184**	**1,935,302**	**890,152**
10840	SR Planning Code Enforcement	16949	CP Sign Code Enforcement	1,245,684	1,254,758	9,074	1,261,352	6,594
		16956	CP Short Term Rental Program	555,151	1,501,872	946,721	1,538,456	36,584
		16960	CP Transportation Demand Manag	388,000	494,719	106,719	518,845	24,126
10840 Total				**2,188,835**	**3,251,349**	**1,062,514**	**3,318,653**	**67,304**
10860	SR Rincon Hill and SOMA CI	17208	MY Rincon Hill Community Impro	40,059		(40,059)		
10860 Total				**40,059**	**0**	**(40,059)**	**0**	**0**
10880	SR Transit Center District	17072	GE Transit Center District	1,404,350	1,800,000	395,650	750,000	(1,050,000)

Fund Code	Fund Title	Code	Title	2019-2020 Original Budget	2020-2021 Adopted Budget	2020-2021 Change From 2019-2020	2021-2022 Adopted Budget	2021-2022 Change From 2020-2021
10880 Total				**1,404,350**	**1,800,000**	**395,650**	**750,000**	**(1,050,000)**
10900	SR Visitacion Valley CI	17074	GE Visitation Valley Infrastru	113,966	200,000	86,034	200,000	
10900 Total				**113,966**	**200,000**	**86,034**	**200,000**	**0**
Continuing Projects - Authority Control Total				**7,967,684**	**10,438,684**	**2,471,000**	**10,281,189**	**(157,495)**

Grants Projects

Fund Code	Fund Title	Code	Title	2019-2020 Original Budget	2020-2021 Adopted Budget	2020-2021 Change From 2019-2020	2021-2022 Adopted Budget	2021-2022 Change From 2020-2021
10680	SR Neighborhood Dev-Grants Sta	10034406	CPC FY20 CA Coastal Conservanc	400,000		(400,000)		
		10034407	CPC FY20 CALTRANS TRANSPORTATI	350,000	31,000	(319,000)		(31,000)
		10034420	CPC FY20 CAHCD SB2	625,000		(625,000)		
		10035878	CPC FY21 CAHCD AB101		1,500,000	1,500,000		(1,500,000)
10680 Total				**1,375,000**	**1,531,000**	**156,000**	**0**	**(1,531,000)**
10690	SR Neighborhood Dev-Grants Oth	10034404	CPC FY1920 Friends of City Pla	193,500		(193,500)		
		10034405	CPC FY19-20 USDN SLR ACTION PL	75,000		(75,000)		
		10034410	CPC FY2021 Friends of City Pla		170,000	170,000		(170,000)
		10035891	CPC FY21 SFF Equity Grant		100,000	100,000		(100,000)
		10035893	CPC FY21 SFF Challenge Grant		500,000	500,000		(500,000)
		10035897	CPC FY22 FOCP				140,000	140,000
10690 Total				**268,500**	**770,000**	**501,500**	**140,000**	**(630,000)**
10770	SR Neighborhood Dev-Grants	10032914	CPC MTC PDA 22ND ST STATION	50,000		(50,000)		
		10032918	CPC CA Office of Historic Pres	45,000		(45,000)		
		10034411	CPC FY21 CA OFFICE OF HISTORIC		45,000	45,000		(45,000)
		10035895	CPC FY21 NPS-Underrepresented		50,000	50,000		(50,000)
		10035896	CPC FY22 CA OFFICE OF HISTORIC				45,000	45,000
10770 Total				**95,000**	**95,000**	**0**	**45,000**	**(50,000)**
14020	SR TC Grants;Continuing	10034409	CPC FY20 SFCTA PROP K EP44 SMA	200,000		(200,000)		
14020 Total				**200,000**	**0**	**(200,000)**	**0**	**0**
Grants Projects Total				**1,938,500**	**2,396,000**	**457,500**	**185,000**	**(2,211,000)**

Total Uses of Funds				**55,665,484**	**60,446,114**	**4,780,630**	**60,081,766**	**(364,348)**

Department: CSC Civil Service Commission

Fund Summary

Fund Title	2019-2020 Original Budget	2020-2021 Adopted Budget	2020-2021 Change From 2019-2020	2021-2022 Adopted Budget	2021-2022 Change From 2020-2021
General Fund	1,336,124	1,286,033	(50,091)	1,335,250	49,217
Total Uses by Funds	**1,336,124**	**1,286,033**	**(50,091)**	**1,335,250**	**49,217**

Division Summary

CSC Civil Service Commission	1,336,124	1,286,033	(50,091)	1,335,250	49,217
Total Uses by Division	**1,336,124**	**1,286,033**	**(50,091)**	**1,335,250**	**49,217**

Chart of Account Summary

Salaries	740,383	684,949	(55,434)	710,353	25,404
Mandatory Fringe Benefits	312,286	309,025	(3,261)	328,824	19,799
Non-Personnel Services	35,795	32,795	(3,000)	28,795	(4,000)
Materials & Supplies	3,395	3,395		3,395	
Services Of Other Depts	244,265	255,869	11,604	263,883	8,014
Total Uses by Chart of Account	**1,336,124**	**1,286,033**	**(50,091)**	**1,335,250**	**49,217**

Sources of Funds Detail by Account

486550	Exp Rec Fr Public TransprtnAAO	160,839	160,839		160,839	
486740	Exp Rec Fr PUC (AAO)	200,000	200,000		200,000	
General Fund Support		975,285	925,194	(50,091)	974,411	49,217
Total Sources by Fund		**1,336,124**	**1,286,033**	**(50,091)**	**1,335,250**	**49,217**

Uses of Funds Detail Appropriation

Operating

Fund Code	Fund Title	Code	Title	2019-2020 Original Budget	2020-2021 Adopted Budget	2020-2021 Change From 2019-2020	2021-2022 Adopted Budget	2021-2022 Change From 2020-2021
10000	GF Annual Account Ctrl		Salaries	740,383	684,949	(55,434)	710,353	25,404
			Mandatory Fringe Benefits	312,286	309,025	(3,261)	328,824	19,799

Fund Code	Fund Title	Code	Title	2019-2020 Original Budget	2020-2021 Adopted Budget	2020-2021 Change From 2019-2020	2021-2022 Adopted Budget	2021-2022 Change From 2020-2021
10000	GF Annual Account Ctrl		Non-Personnel Services	35,795	32,795	(3,000)	28,795	(4,000)
			Materials & Supplies	3,395	3,395		3,395	
			Services Of Other Depts	244,265	255,869	11,604	263,883	8,014
10000 Total				**1,336,124**	**1,286,033**	**(50,091)**	**1,335,250**	**49,217**
Operating Total				**1,336,124**	**1,286,033**	**(50,091)**	**1,335,250**	**49,217**
Total Uses of Funds				**1,336,124**	**1,286,033**	**(50,091)**	**1,335,250**	**49,217**

Department: CON Controller

Fund Summary

Fund Title	2019-2020 Original Budget	2020-2021 Adopted Budget	2020-2021 Change From 2019-2020	2021-2022 Adopted Budget	2021-2022 Change From 2020-2021
General Fund	74,639,619	75,093,898	454,279	73,199,067	(1,894,831)
Total Uses by Funds	**74,639,619**	**75,093,898**	**454,279**	**73,199,067**	**(1,894,831)**

Division Summary

CON Accounting	11,945,015	12,029,596	84,581	12,453,965	424,369
CON Administration	1,499,117	1,233,676	(265,441)	1,205,245	(28,431)
CON Budget & Analysis	2,223,760	2,357,704	133,944	2,423,143	65,439
CON City Services Auditor	20,079,495	22,639,017	2,559,522	21,718,493	(920,524)
CON Citywide Systems	34,553,528	32,398,427	(2,155,101)	30,853,592	(1,544,835)
CON Economic Analysis	581,786	582,671	885	588,748	6,077
CON Payroll	3,268,387	3,357,535	89,148	3,433,337	75,802
CON Public Finance	488,531	495,272	6,741	522,544	27,272
Total Uses by Division	**74,639,619**	**75,093,898**	**454,279**	**73,199,067**	**(1,894,831)**

Chart of Account Summary

Salaries	32,802,676	32,824,243	21,567	33,006,412	182,169
Mandatory Fringe Benefits	14,246,247	15,014,693	768,446	15,556,822	542,129
Non-Personnel Services	14,976,267	14,535,240	(441,027)	14,494,835	(40,405)
Materials & Supplies	318,775	338,348	19,573	309,888	(28,460)
Overhead and Allocations					
Programmatic Projects	5,690,063	6,104,760	414,697	3,588,885	(2,515,875)
Services Of Other Depts	6,605,591	6,276,614	(328,977)	6,242,225	(34,389)
Total Uses by Chart of Account	**74,639,619**	**75,093,898**	**454,279**	**73,199,067**	**(1,894,831)**

Sources of Funds Detail by Account

410940	Prop Tax-Administrative Cost	67,000	67,000		67,000
449997	City Depts Revenue From OCII	150,000	150,000		150,000
460140	PayrollDeductnProcssingFee-Con	40,000	75,000	35,000	75,000
460141	Local Transportation Fd Admin	240,000	240,000		240,000
460159	Assessment Admin Charge	46,000	46,000		46,000

460167	DelinquntInstallmntCollectnFee	47,000	47,000		47,000	
460168	Redemption Fee	32,000	32,000		32,000	
478951	ExpiredChckCancellatnsReissue	1,000,000	1,000,000		1,000,000	
486020	Exp Rec Fr Airport (AAO)	5,914,683	7,119,223	1,204,540	6,860,275	(258,948)
486070	Exp Rec Fr Assessor (AAO)	75,000	50,000	(25,000)	50,000	
486110	Exp Rec Fr Bldg Inspection AAO	251,295	236,194	(15,101)	228,905	(7,289)
486170	Exp Rec Fr Chld Supprt SvcsAAO	43,326	40,783	(2,543)	39,525	(1,258)
486185	Exp Rec Fr CleanpowerSF AAO	31,947	108,594	76,647	111,233	2,639
486200	Exp Rec Fr Children & Fam AAO	22,171	23,010	839	21,876	(1,134)
486280	Exp Rec Fr Ethic Comssn AAO		57,200	57,200	57,200	
486340	Exp Rec Fr Fire Dept (AAO)	91,520	91,520		91,520	
486350	Exp Rec Fr Gen City Resp AAO	9,761,829	7,998,053	(1,763,776)	8,082,631	84,578
486360	Exp Rec Fr Goboc (AAO)		3,000	3,000		(3,000)
486370	Exp Rec Fr Comm Health Svc AAO	2,310,065	2,460,355	150,290	2,460,896	541
486380	Exp Rec Fr Sf Gen Hospital AAO	3,033,364	2,936,194	(97,170)	2,944,143	7,949
486390	Exp Rec Fr Laguna Honda AAO	1,131,494	1,230,798	99,304	1,234,131	3,333
486400	Exp Rec Fr CommMental Hlth AAO	269,842	283,435	13,593	290,324	6,889
486410	Exp Rec Fr Hss (AAO)	54,803	52,960	(1,843)	52,690	(270)
486430	Exp Rec Fr Public Library AAO	327,018	326,724	(294)	310,633	(16,091)
486450	Exp Rec From Mohcd	70,720	75,000	4,280		(75,000)
486460	Exp Rec Fr Muni TransprtnAAO	5,231,017	5,220,963	(10,054)	4,770,629	(450,334)
486480	ExpRecFrOffceOfContrctAdminAAO	40,000	30,000	(10,000)	30,000	
486490	Exp Rec Fr Permit Appeals AAO		22,880	22,880	22,880	
486530	Exp Rec Fr Port Commission AAO	279,125	319,121	39,996	303,404	(15,717)
486560	Exp Rec Fr Public Works (AAO)	1,987,234	2,114,969	127,735	2,049,699	(65,270)
486590	Exp Rec Fr Human Resources AAO	52,000	52,000		52,000	
486630	Exp Rec Fr Rec & Park (AAO)	639,960	580,219	(59,741)	581,790	1,571
486640	Exp Rec Fr Retirement Sys AAO	229,714	201,556	(28,158)	195,336	(6,220)
486690	Exp Rec Fr Human Services AAO	2,567,445	2,564,605	(2,840)	2,571,548	6,943
486710	Exp Rec From Isd (AAO)	11,483	25,321	13,838	24,074	(1,247)
486740	Exp Rec Fr PUC (AAO)	4,352,707	3,555,622	(797,085)	3,400,535	(155,087)
486750	Exp Rec Fr Hetch Hetchy (AAO)	59,525	79,743	20,218	81,681	1,938
486760	Exp Rec Fr Water Dept (AAO)	637,279	422,561	(214,718)	432,829	10,268
486800	Exp Rec Fr Cleanwater (AAO)	223,029	211,392	(11,637)	216,529	5,137
486990	Exp Rec-General Unallocated	20,079,495	22,636,017	2,556,522	21,718,493	(917,524)
487910	Exp Rec-Bond Issuance Costs	125,000	135,000	10,000	135,000	
487990	Exp Rec-Unallocated Non-AAO Fd	758,027	495,272	(262,755)	726,160	230,888
General Fund Support		12,355,502	11,676,614	(678,888)	11,393,498	(283,116)

Total Sources by Fund	**74,639,619**	**75,093,898**	**454,279**	**73,199,067**	**(1,894,831)**

Uses of Funds Detail Appropriation

Operating

Fund Code	Fund Title	Code	Title	2019-2020 Original Budget	2020-2021 Adopted Budget	2020-2021 Change From 2019-2020	2021-2022 Adopted Budget	2021-2022 Change From 2020-2021
10000	GF Annual Account Ctrl		Salaries	13,494,840	13,565,100	70,260	13,711,517	146,417
			Mandatory Fringe Benefits	5,963,547	6,248,547	285,000	6,501,209	252,662
			Non-Personnel Services	1,557,385	1,348,472	(208,913)	1,555,722	207,250
			Materials & Supplies	107,283	84,853	(22,430)	68,396	(16,457)
			Overhead and Allocations	(3,250,515)	(3,495,908)	(245,393)	(3,674,771)	(178,863)
			Services Of Other Depts	972,239	1,227,447	255,208	1,353,617	126,170
10000 Total				**18,844,779**	**18,978,511**	**133,732**	**19,515,690**	**537,179**
Operating Total				**18,844,779**	**18,978,511**	**133,732**	**19,515,690**	**537,179**

Continuing Projects - Authority Control

Fund Code	Fund Title	Code	Title	2019-2020 Original Budget	2020-2021 Adopted Budget	2020-2021 Change From 2019-2020	2021-2022 Adopted Budget	2021-2022 Change From 2020-2021
10020	GF Continuing Authority Ctrl	16935	CO Economic Analysis	581,786	582,671	885	588,748	6,077
		16937	CO Coit-approved Projects	3,029,137	2,617,650	(411,487)	1,115,575	(1,502,075)
		16940	CO Office Of Public Finance	488,531	495,272	6,741	522,544	27,272
		17066	Mission Bay Transportation Imp	50,000		(50,000)		
		20300	CO Systems Enhancement	2,055,107	820,383	(1,234,724)		(820,383)
		21033	D8 Affordability Plan	41,500		(41,500)		
10020 Total				**6,246,061**	**4,515,976**	**(1,730,085)**	**2,226,867**	**(2,289,109)**
Continuing Projects - Authority Control Total				**6,246,061**	**4,515,976**	**(1,730,085)**	**2,226,867**	**(2,289,109)**

Work Orders/Overhead

Fund Code	Fund Title	Code	Title	2019-2020 Original Budget	2020-2021 Adopted Budget	2020-2021 Change From 2019-2020	2021-2022 Adopted Budget	2021-2022 Change From 2020-2021
10060	GF Work Order	229228	CON Citywide Systems	29,469,284	28,960,394	(508,890)	29,738,017	777,623
		275641	CON City Services Auditor	20,079,495	22,639,017	2,559,522	21,718,493	(920,524)
10060 Total				**49,548,779**	**51,599,411**	**2,050,632**	**51,456,510**	**(142,901)**
Work Orders/Overhead Total				**49,548,779**	**51,599,411**	**2,050,632**	**51,456,510**	**(142,901)**

Total Uses of Funds	**74,639,619**	**75,093,898**	**454,279**	**73,199,067**	**(1,894,831)**

Department: DPA Police Accountabilty

Fund Summary

Fund Title	2019-2020 Original Budget	2020-2021 Adopted Budget	2020-2021 Change From 2019-2020	2021-2022 Adopted Budget	2021-2022 Change From 2020-2021
General Fund	11,557,966	10,415,143	(1,142,823)	9,344,261	(1,070,882)
Total Uses by Funds	**11,557,966**	**10,415,143**	**(1,142,823)**	**9,344,261**	**(1,070,882)**

Division Summary

DPA Police Accountabilty	11,557,966	10,415,143	(1,142,823)	9,344,261	(1,070,882)
Total Uses by Division	**11,557,966**	**10,415,143**	**(1,142,823)**	**9,344,261**	**(1,070,882)**

Chart of Account Summary

Salaries	6,414,499	6,173,633	(240,866)	5,323,270	(850,363)
Mandatory Fringe Benefits	2,616,354	2,638,221	21,867	2,357,446	(280,775)
Non-Personnel Services	1,113,358	444,336	(669,022)	444,336	
Materials & Supplies	378,704	34,918	(343,786)	34,918	
Programmatic Projects	160,000	160,000		160,000	
Services Of Other Depts	875,051	964,035	88,984	1,024,291	60,256
Total Uses by Chart of Account	**11,557,966**	**10,415,143**	**(1,142,823)**	**9,344,261**	**(1,070,882)**

Sources of Funds Detail by Account

486020	Exp Rec Fr Airport (AAO)	8,000	8,000		8,000	
486370	Exp Rec Fr Comm Health Svc AAO	100,000	100,000		100,000	
486500	Exp Rec Fr Police Comssn AAO	100,000	100,000		100,000	
General Fund Support		11,349,966	10,207,143	(1,142,823)	9,136,261	(1,070,882)
Total Sources by Fund		**11,557,966**	**10,415,143**	**(1,142,823)**	**9,344,261**	**(1,070,882)**

Uses of Funds Detail Appropriation

Operating

Fund Code	Fund Title	Code	Title	2019-2020 Original Budget	2020-2021 Adopted Budget	2020-2021 Change From 2019-2020	2021-2022 Adopted Budget	2021-2022 Change From 2020-2021
10000	GF Annual Account Ctrl		Salaries	6,414,499	6,173,633	(240,866)	5,323,270	(850,363)
			Mandatory Fringe Benefits	2,616,354	2,638,221	21,867	2,357,446	(280,775)
			Non-Personnel Services	336,358	224,336	(112,022)	224,336	
			Materials & Supplies	378,704	34,918	(343,786)	34,918	
			Services Of Other Depts	875,051	964,035	88,984	1,024,291	60,256
10000 Total				**10,620,966**	**10,035,143**	**(585,823)**	**8,964,261**	**(1,070,882)**
Operating Total				**10,620,966**	**10,035,143**	**(585,823)**	**8,964,261**	**(1,070,882)**

Annual Projects - Authority Control

Fund Code	Fund Title	Code	Title	2019-2020 Original Budget	2020-2021 Adopted Budget	2020-2021 Change From 2019-2020	2021-2022 Adopted Budget	2021-2022 Change From 2020-2021
10010	GF Annual Authority Ctrl	20327	DP Charter Mandate	937,000	380,000	(557,000)	380,000	
10010 Total				**937,000**	**380,000**	**(557,000)**	**380,000**	**0**
Annual Projects - Authority Control Total				**937,000**	**380,000**	**(557,000)**	**380,000**	**0**

Total Uses of Funds				**11,557,966**	**10,415,143**	**(1,142,823)**	**9,344,261**	**(1,070,882)**

Department: DAT District Attorney

Fund Summary

Fund Title	2019-2020 Original Budget	2020-2021 Adopted Budget	2020-2021 Change From 2019-2020	2021-2022 Adopted Budget	2021-2022 Change From 2020-2021
General Fund	65,467,956	65,400,723	(67,233)	66,124,932	724,209
General Services Fund	340,000	310,000	(30,000)	310,000	
Public Protection Fund	7,782,455	8,011,083	228,628	7,841,278	(169,805)
Total Uses by Funds	**73,590,411**	**73,721,806**	**131,395**	**74,276,210**	**554,404**

Division Summary

DAT District Attorney	73,590,411	73,721,806	131,395	74,276,210	554,404
Total Uses by Division	**73,590,411**	**73,721,806**	**131,395**	**74,276,210**	**554,404**

Chart of Account Summary

Salaries	40,493,916	39,256,498	(1,237,418)	39,300,839	44,341
Mandatory Fringe Benefits	15,570,818	16,173,121	602,303	16,650,905	477,784
Non-Personnel Services	3,290,607	3,998,873	708,266	3,835,982	(162,891)
City Grant Program	1,679,236	1,143,707	(535,529)	1,143,707	
Materials & Supplies	465,012	359,557	(105,455)	228,205	(131,352)
Overhead and Allocations	(172,000)	(190,350)	(18,350)	(195,229)	(4,879)
Programmatic Projects	2,708,666	2,708,666		2,708,666	
Services Of Other Depts	9,554,156	10,271,734	717,578	10,603,135	331,401
Total Uses by Chart of Account	**73,590,411**	**73,721,806**	**131,395**	**74,276,210**	**554,404**

Sources of Funds Detail by Account

444931	Fed Grants Pass-Thru State-Oth	2,353,391	2,914,160	560,769	2,914,160	
444932	Fed-Narc Forfeitures & Seizure	25,000	25,000		25,000	
444939	Federal Direct Grant	160,492	175,000	14,508		(175,000)
444951	State-Narc Forfeitures&Seizure	80,000	80,000		80,000	
448411	Realignment Backfill		19,450	19,450		(19,450)
448918	DstrctAttrny-PublcDefndr-Ab109	383,000	329,000	(54,000)	270,000	(59,000)
448923	Peace Officer Training	30,000	30,000		30,000	
448999	Other State Grants & Subventns	3,155,511	2,823,123	(332,388)	2,823,123	
460108	Dispute Res Filing Fee	280,000	280,000		280,000	

460114	Da Bad Check Diversion Fees	5,000	5,000		5,000	
460116	Recorder-Re Recordation Fee	245,380	245,380		245,380	
460199	Other General Government Chrge	80,000	80,000		80,000	
460618	Community Court Fees	35,000	35,000		35,000	
460676	First OffendrProstitutnProgFee	104,188	104,188		104,188	
486190	Exp Rec Fr Child;Youth&Fam AAO	125,000	125,000		125,000	
486500	Exp Rec Fr Police Comssn AAO	353,288	353,288		353,288	
486690	Exp Rec Fr Human Services AAO	317,600	328,872	11,272	328,872	
499999	Beg Fund Balance - Budget Only	1,853,873	1,809,612	(44,261)	1,814,807	5,195
General Fund Support		64,003,688	63,959,733	(43,955)	64,762,392	802,659
Total Sources by Fund		**73,590,411**	**73,721,806**	**131,395**	**74,276,210**	**554,404**

Uses of Funds Detail Appropriation

Operating

Fund Code	Fund Title	Code	Title	2019-2020 Original Budget	2020-2021 Adopted Budget	2020-2021 Change From 2019-2020	2021-2022 Adopted Budget	2021-2022 Change From 2020-2021
10000	GF Annual Account Ctrl		Salaries	33,239,854	32,297,666	(942,188)	32,355,991	58,325
			Mandatory Fringe Benefits	12,696,443	13,029,049	332,606	13,439,796	410,747
			Non-Personnel Services	1,454,360	1,071,120	(383,240)	1,086,120	15,000
			City Grant Program	169,301	177,638	8,337	177,638	
			Materials & Supplies	137,480	137,480		137,480	
			Overhead and Allocations	(134,174)	(190,174)	(56,000)	(190,174)	
			Services Of Other Depts	9,441,184	10,171,377	730,193	10,498,983	327,606
10000 Total				**57,004,448**	**56,694,156**	**(310,292)**	**57,505,834**	**811,678**
Operating Total				**57,004,448**	**56,694,156**	**(310,292)**	**57,505,834**	**811,678**

Annual Projects - Authority Control

Fund Code	Fund Title	Code	Title	2019-2020 Original Budget	2020-2021 Adopted Budget	2020-2021 Change From 2019-2020	2021-2022 Adopted Budget	2021-2022 Change From 2020-2021
10010	GF Annual Authority Ctrl	17300	Ois Oversight	2,708,666	2,708,666		2,708,666	
10010 Total				**2,708,666**	**2,708,666**	**0**	**2,708,666**	**0**
Annual Projects - Authority Control Total				**2,708,666**	**2,708,666**	**0**	**2,708,666**	**0**

Continuing Projects - Authority Control

Fund Code	Fund Title	Code	Title	2019-2020	2020-2021	2020-2021	2021-2022	2021-2022

				Original Budget	Adopted Budget	Change From 2019-2020	Adopted Budget	Change From 2020-2021
10020	GF Continuing Authority Ctrl	16969	DA Peace Officer Std & Testing	30,000	30,000		30,000	
		16970	DA Child Abduction	1,201,163	1,273,713	72,550	1,281,215	7,502
		16971	DA Career Criminal	1,270,569	1,313,524	42,955	1,321,750	8,226
		16973	DA Victim Services	2,220,918	2,348,899	127,981	2,268,446	(80,453)
		17406	AS Dist Atty 54% Alloc Real Es	236,304	263,885	27,581	263,867	(18)
10020 Total				**4,958,954**	**5,230,021**	**271,067**	**5,165,278**	**(64,743)**
12470	SR Court Dispute Resolution	10929	CS Community Court Dispute Res	60,000	30,000	(30,000)	30,000	
12470 Total				**60,000**	**30,000**	**(30,000)**	**30,000**	**0**
12510	SR Dispute Resolution Program	17225	MY Dispute Resolution	280,000	280,000		280,000	
12510 Total				**280,000**	**280,000**	**0**	**280,000**	**0**
13500	SR Da-Special Revenue	16975	DA First Offender Prostitution	104,188	104,188		104,188	
		16976	DA Civil Litigation Fund	80,000	80,000		80,000	
		16977	DA Da Consumer Protection Enfo	1,823,873	1,809,612	(14,261)	1,814,807	5,195
13500 Total				**2,008,061**	**1,993,800**	**(14,261)**	**1,998,995**	**5,195**
13510	SR DA-Narc Forf&Asset Seizure	16980	DA Narcotic Forfeiture & Asset	80,000	80,000		80,000	
		16981	DA Treasury Asset Forfeiture F	25,000	25,000		25,000	
13510 Total				**105,000**	**105,000**	**0**	**105,000**	**0**
Continuing Projects - Authority Control Total				**7,412,015**	**7,638,821**	**226,806**	**7,579,273**	**(59,548)**

Grants Projects

Fund Code	Fund Title	Code	Title	2019-2020 Original Budget	2020-2021 Adopted Budget	2020-2021 Change From 2019-2020	2021-2022 Adopted Budget	2021-2022 Change From 2020-2021
13550	SR Public Protection-Grant	10032822	DA Human Trafficking FY18-19	39,724		(39,724)		
		10032937	CH FY19-20 BYRNE State Grant	234,209		(234,209)		
		10032939	CH FY19-20 Federal JAG Grant	160,492		(160,492)		
		10034249	DA Auto Ins Fraud FY19-20	298,336		(298,336)		
		10034250	DA Human Trafficking FY19-20	150,000		(150,000)		
		10034255	DA VV FY19-20 VAWV Prosecution	202,545		(202,545)		
		10034258	DA Workers' Comp Ins FY19-20	801,148		(801,148)		
		10034260	DA Criminal Restitution Compac	89,124		(89,124)		
		10034262	DA Board of Control FY19-20	721,338		(721,338)		
		10034263	DA High Tech Crimes FY19-20	50,000		(50,000)		
		10034268	DA VW Victim/Witness Assistanc	1,549,288		(1,549,288)		
		10034269	DA UV Un&Under Served FY19-20	342,536		(342,536)		
		10034496	CH FY20-21 Federal JAG Grant		137,528	137,528	137,528	
		10035607	DA HA Human Traffick FY20-21		150,000	150,000	150,000	
		10035608	DA VV VAWV Prosec Prog FY20-21		202,545	202,545	202,545	

Fund Code	Fund Title	Code	Title	2019-2020 Original Budget	2020-2021 Adopted Budget	2020-2021 Change From 2019-2020	2021-2022 Adopted Budget	2021-2022 Change From 2020-2021
13550	SR Public Protection-Grant	10035609	DA VW Victim/Witness FY20-21		1,591,707	1,591,707	1,591,707	
		10035610	DA KI Innovative RTMV FY20-21		163,145	163,145	163,145	
		10035611	DA XC Mass Casualty FY20-21		451,544	451,544	451,544	
		10035612	DA UV Unserved/Underserve FY21		175,000	175,000	175,000	
		10035613	DA XE Elder Abuse FY20-21		200,000	200,000	200,000	
13550 Total				**4,638,740**	**3,071,469**	**(1,567,271)**	**3,071,469**	**0**
13551	SR Public Prot-COVID Stim-FED	10036442	CH CESF FY2020 Grant		175,000	175,000		(175,000)
13551 Total				**0**	**175,000**	**175,000**	**0**	**(175,000)**
13720	SR Public Protection-Grant Sta	10000075	CH FY 16-17 Sfcops Program	159,976		(159,976)		
		10029569	CH FY 17-18 Sfcops Program	161,961		(161,961)		
		10029570	CH FY 18-19 SFCOPS Program		172,904	172,904	172,904	
		10032945	CH FY 19-20 SFCOPS Program	708,717		(708,717)		
		10034594	CH FY 20-21 SFCOPS Program		475,674	475,674	475,674	
		10035602	DA Board of Control FY20-21		826,338	826,338	826,338	
		10035603	DA Criminal Restitut FY20-21		89,124	89,124	89,124	
		10035604	DA Auto FY20-21		201,447	201,447	201,447	
		10035605	DA Workers' Comp FY20-21		850,327	850,327	850,327	
		10035606	DA High Tech Crimes FY20-21		50,000	50,000	50,000	
13720 Total				**1,030,654**	**2,665,814**	**1,635,160**	**2,665,814**	**0**
Grants Projects Total				**5,669,394**	**5,912,283**	**242,889**	**5,737,283**	**(175,000)**

Work Orders/Overhead

Fund Code	Fund Title	Code	Title	2019-2020 Original Budget	2020-2021 Adopted Budget	2020-2021 Change From 2019-2020	2021-2022 Adopted Budget	2021-2022 Change From 2020-2021
10060	GF Work Order			795,888	767,880	(28,008)	745,154	(22,726)
10060 Total				**795,888**	**767,880**	**(28,008)**	**745,154**	**(22,726)**
Work Orders/Overhead Total				**795,888**	**767,880**	**(28,008)**	**745,154**	**(22,726)**
Total Uses of Funds				**73,590,411**	**73,721,806**	**131,395**	**74,276,210**	**554,404**

Department: ECN Economic & Wrkfrce Dvlpmnt

Fund Summary

Fund Title	2019-2020 Original Budget	2020-2021 Adopted Budget	2020-2021 Change From 2019-2020	2021-2022 Adopted Budget	2021-2022 Change From 2020-2021
Community / Neighborhood Dev	5,405,736	5,505,253	99,517	4,728,213	(777,040)
Culture and Recreation Fund	1,452,390	1,452,390		1,452,390	
General Fund	80,016,405	89,191,982	9,175,577	86,606,324	(2,585,658)
Total Uses by Funds	**86,874,531**	**96,149,625**	**9,275,094**	**92,786,927**	**(3,362,698)**

Division Summary

ECN Economic Development	35,125,691	23,784,318	(11,341,373)	21,256,773	(2,527,545)
ECN Economic and Workforce Dev	92,422	(161,816)	(254,238)	(163,115)	(1,299)
ECN Film Commission	1,452,390	1,452,390		1,452,390	
ECN Office of Small Business	3,129,487	2,770,352	(359,135)	2,743,870	(26,482)
ECN Real Estate Development	16,761,248	17,371,716	610,468	17,361,392	(10,324)
ECN Workforce Development	30,313,293	50,932,665	20,619,372	50,135,617	(797,048)
Total Uses by Division	**86,874,531**	**96,149,625**	**9,275,094**	**92,786,927**	**(3,362,698)**

Chart of Account Summary

Salaries	12,992,007	12,897,022	(94,985)	12,834,780	(62,242)
Mandatory Fringe Benefits	5,461,451	5,709,397	247,946	5,854,026	144,629
Non-Personnel Services	5,457,216	3,112,319	(2,344,897)	3,080,529	(31,790)
City Grant Program	45,494,803	33,968,831	(11,525,972)	28,363,799	(5,605,032)
Materials & Supplies	66,117	144,353	78,236	66,117	(78,236)
Programmatic Projects	6,491,830	29,078,079		31,223,667	2,145,588
Services Of Other Depts	10,901,107	11,229,625	328,518	11,354,008	124,383
Transfers Out	11,272	11,272		11,272	
Transfer Adjustment - Uses	(1,272)	(1,272)		(1,272)	
Total Uses by Chart of Account	**86,874,531**	**96,149,625**	**9,275,094**	**92,786,927**	**(3,362,698)**

Sources of Funds Detail by Account

411310	Business Registration Tax	350,000	350,000		350,000
430130	Interest Earned - Loans-Leases	8,728	8,728		8,728

444931	Fed Grants Pass-Thru State-Oth	4,895,736	4,635,123	(260,613)	4,450,713	(184,410)
444936	Federal Direct Contracts	35,000	35,000		35,000	
448999	Other State Grants & Subventns	500,000	767,500	267,500	267,500	(500,000)
449997	City Depts Revenue From OCII	160,000	351,200	191,200	351,200	
460199	Other General Government Chrge	252,390	252,390		252,390	
469999	Other Operating Revenue	260,000	260,000		260,000	
478201	Private Grants		92,630	92,630		(92,630)
479994	Developer Exactions	15,917,695	16,583,560	665,865	16,702,681	119,121
486020	Exp Rec Fr Airport (AAO)	798,498	798,498		798,498	
486110	Exp Rec Fr Bldg Inspection AAO	340,499	443,696	103,197	443,696	
486150	Exp Rec Fr Adm (AAO)	400,000	400,000		400,000	
486190	Exp Rec Fr Child;Youth&Fam AAO		150,000	150,000	150,000	
486230	Exp Rec Fr City Planning (AAO)	79,012	79,012		79,012	
486530	Exp Rec Fr Port Commission AAO	125,000	125,000		125,000	
486550	Exp Rec Fr Public TransprtnAAO	1,052,010	1,477,966	425,956	971,234	(506,732)
486630	Exp Rec Fr Rec & Park (AAO)		50,000	50,000	50,000	
486740	Exp Rec Fr PUC (AAO)	1,005,000	1,005,000		1,005,000	
486750	Exp Rec Fr Hetch Hetchy (AAO)	200,000	200,000		200,000	
486760	Exp Rec Fr Water Dept (AAO)	200,000	200,000		200,000	
486800	Exp Rec Fr Cleanwater (AAO)	100,000	100,000		100,000	
487110	Exp Rec Fr Mayor-Cdbg Non-AAO	105,000	105,000		105,000	
487140	Exp Rec Fr PublcTrnsprt NonAAO	125,000		(125,000)		
487370	Exp Rec Fr Port Comssn NonAAO	200,000	200,000		200,000	
493001	OTI Fr 1G-General Fund	801,272	801,272		801,272	
999989	ELIMSD TRANSFER ADJ-SOURCES	(1,272)	(1,272)		(1,272)	
General Fund Support		58,964,963	66,679,322	7,714,359	64,481,275	(2,198,047)
Total Sources by Fund		**86,874,531**	**96,149,625**	**9,275,094**	**92,786,927**	**(3,362,698)**

Reserved Appropriations

Controller Reserves:

10022546	BE Workforce Development	60,000	60,000		(60,000)
Controller Reserves: Total		**60,000**	**60,000**	**0**	**(60,000)**

Mayor Reserves:

10035016	Opportunities for All	1,500,000	1,500,000	4,000,000	2,500,000
10036606	Reinvestment Initiatives	21,000,000	21,000,000	21,000,000	
Mayor Reserves: Total		**22,500,000**	**22,500,000**	**25,000,000**	**2,500,000**

Uses of Funds Detail Appropriation

Operating

Fund Code	Fund Title	Code	Title	2019-2020 Original Budget	2020-2021 Adopted Budget	2020-2021 Change From 2019-2020	2021-2022 Adopted Budget	2021-2022 Change From 2020-2021
10000	GF Annual Account Ctrl		Salaries	2,549,026	2,477,737	(71,289)	2,452,407	(25,330)
			Mandatory Fringe Benefits	1,072,609	1,095,614	23,005	1,114,889	19,275
			Non-Personnel Services	306,350	306,350		306,350	
			Materials & Supplies	17,020	17,020		17,020	
			Overhead and Allocations	(3,178,539)	(3,362,073)	(183,534)	(3,383,601)	(21,528)
			Services Of Other Depts	400,669	416,939	16,270	416,301	(638)
10000 Total				**1,167,135**	**951,587**	**(215,548)**	**923,366**	**(28,221)**
Operating Total				**1,167,135**	**951,587**	**(215,548)**	**923,366**	**(28,221)**

Annual Projects - Authority Control

Fund Code	Fund Title	Code	Title	2019-2020 Original Budget	2020-2021 Adopted Budget	2020-2021 Change From 2019-2020	2021-2022 Adopted Budget	2021-2022 Change From 2020-2021
10010	GF Annual Authority Ctrl	16652	EW Economic Development Projec	20,442,122	18,435,758	(2,006,364)	16,994,942	(1,440,816)
		16653	EW Seismic Safety Loan Program		21,000,000	21,000,000	21,000,000	
		16658	EW Public-private Development	16,167,034	16,895,231	728,197	17,009,223	113,992
		16663	EW Workforce Development	18,973,714	19,709,457	735,743	19,324,404	(385,053)
		20324	Sugar-Sweetened Beverages Tax	150,000	150,000		150,000	
10010 Total				**55,732,870**	**76,190,446**	**20,457,576**	**74,478,569**	**(1,711,877)**
Annual Projects - Authority Control Total				**55,732,870**	**76,190,446**	**20,457,576**	**74,478,569**	**(1,711,877)**

Continuing Projects - Authority Control

Fund Code	Fund Title	Code	Title	2019-2020 Original Budget	2020-2021 Adopted Budget	2020-2021 Change From 2019-2020	2021-2022 Adopted Budget	2021-2022 Change From 2020-2021
10020	GF Continuing Authority Ctrl	16648	EW City Economic Development P	30,000	30,000		30,000	
		16652	EW Economic Development Projec	4,000,000		(4,000,000)		
		16656	EW Disability Access And Educa	430,000	561,049	131,049	561,489	440
		16657	EW City Economic Development P	11,322,000	8,863,000	(2,459,000)	5,517,000	(3,346,000)
		16659	EW Legacy Business Preservatio	1,574,400	1,095,900	(478,500)	1,095,900	
		16661	EW Small Business Revolving Lo	1,000,000		(1,000,000)		
		20990	Opportunities for All	4,260,000	1,500,000	(2,760,000)	4,000,000	2,500,000
		21053	ERAF ECN MissionNonProfitAcqui	500,000		(500,000)		
10020 Total				**23,116,400**	**12,049,949**	**(11,066,451)**	**11,204,389**	**(845,560)**
10830	SR Facade Improvement Loan	16662	EW Oewd Facade Imprv Wfargo Lo	10,000	10,000		10,000	

Fund Code	Fund Title	Code	Title	2019-2020 Original Budget	2020-2021 Adopted Budget	2020-2021 Change From 2019-2020	2021-2022 Adopted Budget	2021-2022 Change From 2020-2021
10830 Total				**10,000**	**10,000**	**0**	**10,000**	**0**
11890	SR Mobed-Film Prod Sp	16523	AD Film Rebate Program	800,000	800,000		800,000	
		16654	EW Film Services	652,390	652,390		652,390	
11890 Total				**1,452,390**	**1,452,390**	**0**	**1,452,390**	**0**
Continuing Projects - Authority Control Total				**24,578,790**	**13,512,339**	**(11,066,451)**	**12,666,779**	**(845,560)**

Grants Projects

Fund Code	Fund Title	Code	Title	2019-2020 Original Budget	2020-2021 Adopted Budget	2020-2021 Change From 2019-2020	2021-2022 Adopted Budget	2021-2022 Change From 2020-2021
10680	SR Neighborhood Dev-Grants Sta	10035661	SBDC Cap-Infusion 2021		62,500	62,500	62,500	
		10035665	SBDC TAEP 2021		205,000	205,000	205,000	
		10035770	CWDB AB1111 HCA Expansion		500,000	500,000		(500,000)
10680 Total				**0**	**767,500**	**767,500**	**267,500**	**(500,000)**
10690	SR Neighborhood Dev-Grants Oth	10036105	Transbay Block 5 CityBuild		92,630	92,630		(92,630)
10690 Total				**0**	**92,630**	**92,630**	**0**	**(92,630)**
10770	SR Neighborhood Dev-Grants	10032853	SBDC SBA CY2019	175,000		(175,000)		
		10032855	ME WIOA Audlt PY19 K9110055	48,888		(48,888)		
		10032856	ME WIOA Youth PY19 K9110055	39,739		(39,739)		
		10032857	ME WIOA DW PY19 K9110055	40,175		(40,175)		
		10032858	ME Rapid Response PY 2019	335,278		(335,278)		
		10032943	UCSF New Research Building	250,000		(250,000)		
		10034077	WIOA Audlt PY20 AA011035	1,154,481		(1,154,481)		
		10034078	WIOA Youth PY20 AA011035	1,043,003		(1,043,003)		
		10034080	WIOA DW PY20 AA011035	1,599,935		(1,599,935)		
		10034081	Rapid Response PY20 AA011035	259,237		(259,237)		
		10034083	SBDC GoBiz CIP 10/2019-9/2020	50,000		(50,000)		
		10034087	SBDC SBA CY2020	200,000		(200,000)		
		10034307	ME SBDC Go-Biz TAEP Yr 19/20	200,000		(200,000)		
		10035657	WIOA Subgrant Program Year 20/		1,154,481	1,154,481	1,154,481	
		10035658	WIOA Subgrant Program Year 20/		1,043,003	1,043,003	1,043,003	
		10035659	WIOA Subgrant Program Year 20/		1,599,935	1,599,935	1,599,935	
		10035660	WIOA Subgrant Program Year 20/		452,659	452,659	453,294	635
		10035663	SBDC SBA CY2021		200,000	200,000	200,000	
		10036380	CARES Small Business Developme		185,045	185,045		(185,045)
10770 Total				**5,395,736**	**4,635,123**	**(760,613)**	**4,450,713**	**(184,410)**
Grants Projects Total				**5,395,736**	**5,495,253**	**99,517**	**4,718,213**	**(777,040)**

Total Uses of Funds	**86,874,531**	**96,149,625**	**9,275,094**	**92,786,927**	**(3,362,698)**

Department: REG Elections

Fund Summary

Fund Title	2019-2020 Original Budget	2020-2021 Adopted Budget	2020-2021 Change From 2019-2020	2021-2022 Adopted Budget	2021-2022 Change From 2020-2021
General Fund	26,681,119	24,388,329	(2,292,790)	23,275,547	(1,112,782)
Total Uses by Funds	**26,681,119**	**24,388,329**	**(2,292,790)**	**23,275,547**	**(1,112,782)**

Division Summary

REG Elections Services	26,588,861	24,294,798	(2,294,063)	23,180,963	(1,113,835)
REG Elections-Commission	92,258	93,531	1,273	94,584	1,053
Total Uses by Division	**26,681,119**	**24,388,329**	**(2,292,790)**	**23,275,547**	**(1,112,782)**

Chart of Account Summary

Salaries	8,381,690	6,976,682	(1,405,008)	6,781,258	(195,424)
Mandatory Fringe Benefits	1,959,696	2,004,547	44,851	2,038,511	33,964
Non-Personnel Services	12,967,275	13,179,906	212,631	12,147,290	(1,032,616)
City Grant Program	250,000	250,000		250,000	
Capital Outlay	230,225	31,465	(198,760)		(31,465)
Materials & Supplies	413,814	413,001	(813)	490,401	77,400
Programmatic Projects	712,000		(712,000)		
Services Of Other Depts	1,766,419	1,532,728	(233,691)	1,568,087	35,359
Total Uses by Chart of Account	**26,681,119**	**24,388,329**	**(2,292,790)**	**23,275,547**	**(1,112,782)**

Sources of Funds Detail by Account

444931	Fed Grants Pass-Thru State-Oth	100,000		(100,000)	
448999	Other State Grants & Subventns	2,100,000	2,668,750	568,750	748,500	(1,920,250)
460136	County Candidate Filing Fee	80,343	16,013	(64,330)	46,623	30,610
460149	Paid Ballot Argument Fee	10,000	10,000		10,000	
460199	Other General Government Chrge	1,366	1,505	139	1,505	
469999	Other Operating Revenue	550,000	750,000	200,000		(750,000)
486640	Exp Rec Fr Retirement Sys AAO	140,000	70,000	(70,000)	70,000	
General Fund Support		23,699,410	20,872,061	(2,827,349)	22,398,919	1,526,858
Total Sources by Fund		**26,681,119**	**24,388,329**	**(2,292,790)**	**23,275,547**	**(1,112,782)**

Uses of Funds Detail Appropriation

Operating

Fund Code	Fund Title	Code	Title	2019-2020 Original Budget	2020-2021 Adopted Budget	2020-2021 Change From 2019-2020	2021-2022 Adopted Budget	2021-2022 Change From 2020-2021
10000	GF Annual Account Ctrl		Salaries	8,381,690	6,976,682	(1,405,008)	6,781,258	(195,424)
			Mandatory Fringe Benefits	1,959,696	2,004,547	44,851	2,038,511	33,964
			Non-Personnel Services	12,967,275	13,179,906	212,631	12,147,290	(1,032,616)
			City Grant Program	250,000	250,000		250,000	
			Capital Outlay	230,225	31,465	(198,760)		(31,465)
			Materials & Supplies	413,814	413,001	(813)	490,401	77,400
			Services Of Other Depts	1,766,419	1,532,728	(233,691)	1,568,087	35,359
10000 Total				**25,969,119**	**24,388,329**	**(1,580,790)**	**23,275,547**	**(1,112,782)**
Operating Total				**25,969,119**	**24,388,329**	**(1,580,790)**	**23,275,547**	**(1,112,782)**

Continuing Projects - Authority Control

Fund Code	Fund Title	Code	Title	2019-2020 Original Budget	2020-2021 Adopted Budget	2020-2021 Change From 2019-2020	2021-2022 Adopted Budget	2021-2022 Change From 2020-2021
10020	GF Continuing Authority Ctrl	14551	RG Reg - Open Source Voting	595,000		(595,000)		
		20929	Asset Tracking System	117,000		(117,000)		
10020 Total				**712,000**	**0**	**(712,000)**	**0**	**0**
Continuing Projects - Authority Control Total				**712,000**	**0**	**(712,000)**	**0**	**0**

Total Uses of Funds				**26,681,119**	**24,388,329**	**(2,292,790)**	**23,275,547**	**(1,112,782)**

Department: DEM Emergency Management

Fund Summary

Fund Title	2019-2020 Original Budget	2020-2021 Adopted Budget	2020-2021 Change From 2019-2020	2021-2022 Adopted Budget	2021-2022 Change From 2020-2021
General Fund	70,935,398	80,637,850	9,702,452	67,242,290	(13,395,560)
Public Protection Fund	25,395,307	36,450,440	11,055,133	36,367,212	(83,228)
Total Uses by Funds	**96,330,705**	**117,088,290**	**20,757,585**	**103,609,502**	**(13,478,788)**

Division Summary

DEM Administration	27,611,976	38,811,524	11,199,548	25,454,060	(13,357,464)
DEM Emergency Communications	39,259,979	38,017,600	(1,242,379)	37,923,323	(94,277)
DEM Emergency Services	4,063,443	3,808,726	(254,717)	3,864,907	56,181
DEM Homeland Security Grants	25,395,307	36,450,440	11,055,133	36,367,212	(83,228)
Total Uses by Division	**96,330,705**	**117,088,290**	**20,757,585**	**103,609,502**	**(13,478,788)**

Chart of Account Summary

Salaries	38,044,104	40,312,881	2,268,777	38,397,886	(1,914,995)
Mandatory Fringe Benefits	14,268,253	15,107,022	838,769	15,419,393	312,371
Non-Personnel Services	22,678,257	29,764,838	7,086,581	29,451,814	(313,024)
Capital Outlay	1,640,000		(1,640,000)		
Debt Service	5,382,146	5,091,257	(290,889)	5,414,429	323,172
Materials & Supplies	941,438	1,729,501	788,063	1,542,266	(187,235)
Programmatic Projects	5,138,705	16,988,081	11,849,376	5,200,181	(11,787,900)
Services Of Other Depts	8,237,802	8,094,710	(143,092)	8,183,533	88,823
Total Uses by Chart of Account	**96,330,705**	**117,088,290**	**20,757,585**	**103,609,502**	**(13,478,788)**

Sources of Funds Detail by Account

443111	FEMA - Federal Share		7,726,862	7,726,862		(7,726,862)
444012	FedHomelndSafetyGrnt-Passthrgh	25,395,307	36,450,440	11,055,133	36,367,212	(83,228)
461199	Miscellaneous Fee	4,025	4,025		4,025	
486020	Exp Rec Fr Airport (AAO)	640,000	432,673	(207,327)	432,673	
486110	Exp Rec Fr Bldg Inspection AAO		43,608	43,608	43,608	
486310	Exp Rec Fr EmergcyComcationAAO	1,333,135	1,617,334	284,199	1,657,959	40,625
486340	Exp Rec Fr Fire Dept (AAO)		14,091	14,091	14,091	

486370	Exp Rec Fr Comm Health Svc AAO		166,480	166,480	166,480	
486430	Exp Rec Fr Public Library AAO		14,091	14,091	14,091	
486530	Exp Rec Fr Port Commission AAO		16,642	16,642	16,642	
486550	Exp Rec Fr Public TransprtnAAO	579,446	280,875	(298,571)	286,712	5,837
486560	Exp Rec Fr Public Works (AAO)		170,677	170,677	170,677	
486630	Exp Rec Fr Rec & Park (AAO)		36,653	36,653	36,653	
486740	Exp Rec Fr PUC (AAO)		57,434	57,434	57,434	
General Fund Support		68,378,792	70,056,405	1,677,613	64,341,245	(5,715,160)
Total Sources by Fund		**96,330,705**	**117,088,290**	**20,757,585**	**103,609,502**	**(13,478,788)**

Reserved Appropriations

Board Reserves:

10036565	CoVid COM Unified Command & Fa	6,056,688	6,056,688		(6,056,688)
10036566	CoVid JIC Joint Information Co	1,397,868	1,397,868		(1,397,868)
10036587	CoVid DOP DEM Response	307,495	307,495		(307,495)
Board Reserves: Total		**7,762,051**	**7,762,051**	**0**	**(7,762,051)**

Uses of Funds Detail Appropriation

Operating

Fund Code	Fund Title	Code	Title	2019-2020 Original Budget	2020-2021 Adopted Budget	2020-2021 Change From 2019-2020	2021-2022 Adopted Budget	2021-2022 Change From 2020-2021
10000	GF Annual Account Ctrl		Salaries	34,909,636	33,680,002	(1,229,634)	33,510,110	(169,892)
			Mandatory Fringe Benefits	13,007,145	13,022,192	15,047	13,286,531	264,339
			Non-Personnel Services	2,566,151	1,818,034	(748,117)	1,818,034	
			Debt Service	1,585,851	1,313,735	(272,116)	1,606,850	293,115
			Materials & Supplies	266,334	166,967	(99,367)	166,967	
			Services Of Other Depts	6,303,600	5,982,350	(321,250)	6,189,930	207,580
10000 Total				**58,638,717**	**55,983,280**	**(2,655,437)**	**56,578,422**	**595,142**
Operating Total				**58,638,717**	**55,983,280**	**(2,655,437)**	**56,578,422**	**595,142**

Continuing Projects - Authority Control

Fund Code	Fund Title	Code	Title	2019-2020 Original Budget	2020-2021 Adopted Budget	2020-2021 Change From 2019-2020	2021-2022 Adopted Budget	2021-2022 Change From 2020-2021
10020	GF Continuing Authority Ctrl	19507	EM Public Safety Radio Syst &	8,185,100	4,883,164	(3,301,936)	6,349,724	1,466,560
		19511	EM Dem - Operation Floor Expan		1,800,000	1,800,000		(1,800,000)
		20664	DEM Elevator ModernizationProj	1,000,000		(1,000,000)		

Fund Code	Fund Title	Code	Title	2019-2020 Original Budget	2020-2021 Adopted Budget	2020-2021 Change From 2019-2020	2021-2022 Adopted Budget	2021-2022 Change From 2020-2021
10020	GF Continuing Authority Ctrl	80044	DEM CAD Replacement- Scoping	1,199,000	750,000	(449,000)	2,500,000	1,750,000
		88888	CoVid Incident Response		15,453,724	15,453,724		(15,453,724)
10020 Total				**10,384,100**	**22,886,888**	**12,502,788**	**8,849,724**	**(14,037,164)**
Continuing Projects - Authority Control Total				**10,384,100**	**22,886,888**	**12,502,788**	**8,849,724**	**(14,037,164)**

Grants Projects

Fund Code	Fund Title	Code	Title	2019-2020 Original Budget	2020-2021 Adopted Budget	2020-2021 Change From 2019-2020	2021-2022 Adopted Budget	2021-2022 Change From 2020-2021
13560	SR Homeland Security	10032508	FY19 UASI Grant	24,140,000		(24,140,000)		
		10032783	FY20 UASI Grant		32,000,000	32,000,000	252,931	(31,747,069)
		10032894	FY19 Emergency Mgmt Performanc	303,380		(303,380)		
		10032895	FY20 Emergency Mgmt Performanc		303,380	303,380		(303,380)
		10032896	FY19 SHSGP	951,927		(951,927)		
		10032897	FY20 SHSGP		951,927	951,927		(951,927)
		10034275	FY21 Emergency Mgmt Performanc				303,380	303,380
		10034276	FY21 SHSGP				994,479	994,479
		10035515	FY21 UASI Grant				31,747,068	31,747,068
		10035820	FY20 STC Grant		2,000,000	2,000,000		(2,000,000)
		10035821	FY21 STC Grant				2,000,000	2,000,000
		10035863	FY19 RCPGP Grant		52,672	52,672	69,354	16,682
		10036427	FY20 RCPGP Grant		1,000,000	1,000,000	1,000,000	
		10036543	FY20 Emergency Mgmt Performanc		142,461	142,461		(142,461)
13560 Total				**25,395,307**	**36,450,440**	**11,055,133**	**36,367,212**	**(83,228)**
Grants Projects Total				**25,395,307**	**36,450,440**	**11,055,133**	**36,367,212**	**(83,228)**

Work Orders/Overhead

Fund Code	Fund Title	Code	Title	2019-2020 Original Budget	2020-2021 Adopted Budget	2020-2021 Change From 2019-2020	2021-2022 Adopted Budget	2021-2022 Change From 2020-2021
10060	GF Work Order	267659	DEM Emergency Services	1,333,135	1,595,633	262,498	1,636,258	40,625
		229985	DEM Administration	579,446	172,049	(407,397)	177,886	5,837
10060 Total				**1,912,581**	**1,767,682**	**(144,899)**	**1,814,144**	**46,462**
Work Orders/Overhead Total				**1,912,581**	**1,767,682**	**(144,899)**	**1,814,144**	**46,462**
Total Uses of Funds				**96,330,705**	**117,088,290**	**20,757,585**	**103,609,502**	**(13,478,788)**

Department: ENV Environment

Fund Summary

Fund Title	2019-2020 Original Budget	2020-2021 Adopted Budget	2020-2021 Change From 2019-2020	2021-2022 Adopted Budget	2021-2022 Change From 2020-2021
Environmental Protection Fund	8,963,103	20,901,765	11,938,662	6,476,406	(14,425,359)
Gift and Other Exp Trust Fund	45,000	75,000	30,000	75,000	
Public Wks Trans and Commerce	16,790,418	20,310,368	3,519,950	16,651,020	(3,659,348)
Total Uses by Funds	**25,798,521**	**41,287,133**	**15,488,612**	**23,202,426**	**(18,084,707)**

Division Summary

ENV Environment	25,798,521	41,287,133	15,488,612	23,202,426	(18,084,707)
Total Uses by Division	**25,798,521**	**41,287,133**	**15,488,612**	**23,202,426**	**(18,084,707)**

Chart of Account Summary

Salaries	6,365,043	7,244,821	879,778	7,200,601	(44,220)
Mandatory Fringe Benefits	3,427,141	3,921,402	494,261	3,964,876	43,474
Non-Personnel Services	7,861,912	17,780,376	9,918,464	3,854,870	(13,925,506)
City Grant Program	561,437	568,294	6,857	567,404	(890)
Intrafund Transfers Out	3,834,257	6,458,349	2,624,092	4,242,124	(2,216,225)
Materials & Supplies	204,241	262,437	58,196	258,437	(4,000)
Overhead and Allocations	601,726	2,582,682	1,980,956	487,195	(2,095,487)
Programmatic Projects	834,888	859,935	25,047	859,935	
Services Of Other Depts	5,942,133	5,379,442	(562,691)	5,550,822	171,380
Unappropriated Rev-Designated		494,128	494,128	458,286	(35,842)
Transfer Adjustment - Uses	(3,834,257)	(4,264,733)	(430,476)	(4,242,124)	22,609
Total Uses by Chart of Account	**25,798,521**	**41,287,133**	**15,488,612**	**23,202,426**	**(18,084,707)**

Sources of Funds Detail by Account

448999	Other State Grants & Subventns	4,673,216	16,033,198	11,359,982	2,346,811	(13,686,387)
449999	Other Local-Regional Grants	1,080		(1,080)		
460148	Solid Waste Impound Acct Fee	11,524,209	12,905,542	1,381,333	12,984,987	79,445
460201	Cigarette Litter Abatement Fee	5,010,004	3,800,000	(1,210,004)	3,230,000	(570,000)
462531	Fines	62,500	12,500	(50,000)	12,500	
463540	Plan Checking Fees-Beh	94,601	164,430	69,829	108,200	(56,230)

478101	Gifts And Bequests	45,000	75,000	30,000	75,000	
479999	Other Non-Operating Revenue	1,949,287	1,711,367	(237,920)	1,598,071	(113,296)
486020	Exp Rec Fr Airport (AAO)	150,000	150,000		150,000	
486110	Exp Rec Fr Bldg Inspection AAO	432,755	618,959	186,204	637,322	18,363
486150	Exp Rec Fr Adm (AAO)	80,000	80,000		80,000	
486230	Exp Rec Fr City Planning (AAO)	51,726	50,802	(924)	51,114	312
486370	Exp Rec Fr Comm Health Svc AAO	28,139	29,169	1,030	29,169	
486530	Exp Rec Fr Port Commission AAO	58,941	79,971	21,030	79,971	
486550	Exp Rec Fr Public TransprtnAAO	28,139	126,983	98,844	29,858	(97,125)
486560	Exp Rec Fr Public Works (AAO)	65,281	65,281		65,281	
486630	Exp Rec Fr Rec & Park (AAO)	60,560	60,560		60,560	
486690	Exp Rec Fr Human Services AAO		298,135	298,135	298,135	
486740	Exp Rec Fr PUC (AAO)		98,000	98,000		(98,000)
486750	Exp Rec Fr Hetch Hetchy (AAO)	493,319	493,319		343,319	(150,000)
486760	Exp Rec Fr Water Dept (AAO)	144,265	134,265	(10,000)	144,265	10,000
486800	Exp Rec Fr Cleanwater (AAO)	89,782	89,782		89,782	
487990	Exp Rec-Unallocated Non-AAO Fd	755,717	788,081	32,364	788,081	
495013	ITI Fr 2S/PWF-Public Works Fd	3,834,257	4,264,733	430,476	4,242,124	(22,609)
499999	Beg Fund Balance - Budget Only		3,421,789	3,421,789		(3,421,789)
999989	ELIMSD TRANSFER ADJ-SOURCES	(3,834,257)	(4,264,733)	(430,476)	(4,242,124)	22,609
General Fund Support						
Total Sources by Fund		**25,798,521**	**41,287,133**	**15,488,612**	**23,202,426**	**(18,084,707)**

Uses of Funds Detail Appropriation

Operating

Fund Code	Fund Title	Code	Title	2019-2020 Original Budget	2020-2021 Adopted Budget	2020-2021 Change From 2019-2020	2021-2022 Adopted Budget	2021-2022 Change From 2020-2021
12200	SR Env-Operating-Non-Project		Salaries	1,546,570	1,665,794	119,224	1,666,382	588
			Mandatory Fringe Benefits	968,366	1,036,731	68,365	980,914	(55,817)
			Non-Personnel Services	1,052,217	931,621	(120,596)		(931,621)
			Materials & Supplies	35,562	32,157	(3,405)	32,157	
			Overhead and Allocations		241,643	241,643	239,349	(2,294)
			Services Of Other Depts	341,491	536,191	194,700	842,593	306,402
12200 Total				**3,944,206**	**4,444,137**	**499,931**	**3,761,395**	**(682,742)**
13850	SR Cigarette Litter Abatement		Services Of Other Depts	5,010,004	3,800,000	(1,210,004)	3,230,000	(570,000)
13850 Total				**5,010,004**	**3,800,000**	**(1,210,004)**	**3,230,000**	**(570,000)**

Fund Code	Fund Title	Code	Title	2019-2020 Original Budget	2020-2021 Adopted Budget	2020-2021 Change From 2019-2020	2021-2022 Adopted Budget	2021-2022 Change From 2020-2021
13990	SR Solid Waste Non-Project		Salaries	3,247,667	3,984,913	737,246	3,986,093	1,180
			Mandatory Fringe Benefits	1,859,423	2,265,431	406,008	2,344,620	79,189
			Non-Personnel Services	1,941,181	2,424,130	482,949	1,039,660	(1,384,470)
			City Grant Program	360,000	360,000		360,000	
			Intrafund Transfers Out	3,834,257	6,458,349	2,624,092	4,242,124	(2,216,225)
			Materials & Supplies	83,109	121,210	38,101	117,210	(4,000)
			Services Of Other Depts	454,777	896,335	441,558	1,331,313	434,978
			Transfer Adjustment - Uses	(3,834,257)	(4,264,733)	(430,476)	(4,242,124)	22,609
13990 Total				**7,946,157**	**12,245,635**	**4,299,478**	**9,178,896**	**(3,066,739)**
Operating Total				**16,900,367**	**20,489,772**	**3,589,405**	**16,170,291**	**(4,319,481)**

Continuing Projects - Authority Control

Fund Code	Fund Title	Code	Title	2019-2020 Original Budget	2020-2021 Adopted Budget	2020-2021 Change From 2019-2020	2021-2022 Adopted Budget	2021-2022 Change From 2020-2021
12210	SR Env-Continuing Projects	19256	WB Air Travel Carbon Offset Pr	250,000	260,000	10,000	260,000	
		19366	WA Safe Drug Disposal Ordinanc	94,601	164,430	69,829	108,200	(56,230)
12210 Total				**344,601**	**424,430**	**79,829**	**368,200**	**(56,230)**
14000	SR Solid Waste Projects	15740	EV Environment Now Program	3,834,257	4,264,733	430,476	4,242,124	(22,609)
14000 Total				**3,834,257**	**4,264,733**	**430,476**	**4,242,124**	**(22,609)**
Continuing Projects - Authority Control Total				**4,178,858**	**4,689,163**	**510,305**	**4,610,324**	**(78,839)**

Grants Projects

Fund Code	Fund Title	Code	Title	2019-2020 Original Budget	2020-2021 Adopted Budget	2020-2021 Change From 2019-2020	2021-2022 Adopted Budget	2021-2022 Change From 2020-2021
12230	SR Grants; ENV Continuing	10000504	EV Epr Grant - Paintcare	1,080		(1,080)		
		10029312	EV Used Oil Fy20	240,221		(240,221)		
		10029609	EV Swmp Outreach: Bottle Bill	215,000		(215,000)		
		10034556	Clean Cities FY2020	30,000		(30,000)		
		10034561	Emergency Ride Home FY 2020	41,058		(41,058)		
		10034568	BayRen 2020	3,852,564		(3,852,564)		
		10034581	SEAT Great FY 2020	59,172		(59,172)		
		10034582	SEAT Grant FY 2021		45,000	45,000	45,000	
		10034583	REALIZE: Implementation	135,201		(135,201)		
		10034585	PROP K CBO UPDATE FY20	100,000		(100,000)		
		10036050	Used Oil FY21		240,388	240,388	240,388	

Fund Code	Fund Title	Code	Title	2019-2020 Original Budget	2020-2021 Adopted Budget	2020-2021 Change From 2019-2020	2021-2022 Adopted Budget	2021-2022 Change From 2020-2021
12230	SR Grants; ENV Continuing	10036051	SWMP Outreach Bottle Bill FY21		213,505	213,505	215,000	1,495
		10036052	CRV Mobile Recycling		500,000	500,000	500,000	
		10036053	EV Clean Cities FY21		95,000	95,000	95,000	
		10036054	Emergency Ride Home FY21		50,785	50,785	51,423	638
		10036055	BayRen 2021		11,248,167	11,248,167		(11,248,167)
		10036056	Strategic Energy Resources SER		2,440,353	2,440,353		(2,440,353)
		10036058	SB458/AB54 CRV Pilot Funding		1,000,000	1,000,000	1,000,000	
		10036180	CEC Natural Gas Reduction		200,000	200,000	200,000	
12230 Total				**4,674,296**	**16,033,198**	**11,358,902**	**2,346,811**	**(13,686,387)**
14820	SR ETF-Gift	10029309	EV Mayor's Earth Day Breakfast	45,000	75,000	30,000	75,000	
14820 Total				**45,000**	**75,000**	**30,000**	**75,000**	**0**
Grants Projects Total				**4,719,296**	**16,108,198**	**11,388,902**	**2,421,811**	**(13,686,387)**
Total Uses of Funds				**25,798,521**	**41,287,133**	**15,488,612**	**23,202,426**	**(18,084,707)**

Department: ETH Ethics Commission

Fund Summary

Fund Title	2019-2020 Original Budget	2020-2021 Adopted Budget	2020-2021 Change From 2019-2020	2021-2022 Adopted Budget	2021-2022 Change From 2020-2021
General Fund	11,606,418	4,724,515	(6,881,903)	5,123,435	398,920
Total Uses by Funds	**11,606,418**	**4,724,515**	**(6,881,903)**	**5,123,435**	**398,920**

Division Summary

ETH Ethics Commission	11,606,418	4,724,515	(6,881,903)	5,123,435	398,920
Total Uses by Division	**11,606,418**	**4,724,515**	**(6,881,903)**	**5,123,435**	**398,920**

Chart of Account Summary

Salaries	2,915,771	2,840,721	(75,050)	3,020,259	179,538
Mandatory Fringe Benefits	1,187,509	1,217,115	29,606	1,331,895	114,780
Non-Personnel Services	246,744	223,918	(22,826)	215,433	(8,485)
City Grant Program	6,803,704		(6,803,704)		
Materials & Supplies	60,708	23,508	(37,200)	23,508	
Programmatic Projects	81,712		(81,712)		
Services Of Other Depts	310,270	419,253	108,983	532,340	113,087
Total Uses by Chart of Account	**11,606,418**	**4,724,515**	**(6,881,903)**	**5,123,435**	**398,920**

Sources of Funds Detail by Account

420710	Lobbyist Registration Fee	85,000	85,000		85,000	
420711	Campagn Consltnt Registrtn Fee	7,000	7,000		7,000	
425510	Campaign Disclosure Fines	50,000	50,000		50,000	
425520	Lobby Fines	2,000	2,000		2,000	
425521	Campaign Consultant Fines	2,000	2,000		2,000	
425530	Economic Interest Fines	1,250	1,250		1,250	
425590	Other Ethics Fines	7,500	7,500		7,500	
460199	Other General Government Chrge	2,450	2,450		2,450	
General Fund Support		11,449,218	4,567,315	(6,881,903)	4,966,235	398,920
Total Sources by Fund		**11,606,418**	**4,724,515**	**(6,881,903)**	**5,123,435**	**398,920**

Uses of Funds Detail Appropriation

Operating

Fund Code	Fund Title	Code	Title	2019-2020 Original Budget	2020-2021 Adopted Budget	2020-2021 Change From 2019-2020	2021-2022 Adopted Budget	2021-2022 Change From 2020-2021
10000	GF Annual Account Ctrl		Salaries	2,807,341	2,840,721	33,380	3,020,259	179,538
			Mandatory Fringe Benefits	1,144,803	1,217,115	72,312	1,331,895	114,780
			Non-Personnel Services	246,744	223,918	(22,826)	215,433	(8,485)
			Materials & Supplies	60,708	23,508	(37,200)	23,508	
			Services Of Other Depts	310,270	419,253	108,983	532,340	113,087
10000 Total				**4,569,866**	**4,724,515**	**154,649**	**5,123,435**	**398,920**
Operating Total				**4,569,866**	**4,724,515**	**154,649**	**5,123,435**	**398,920**

Continuing Projects - Authority Control

Fund Code	Fund Title	Code	Title	2019-2020 Original Budget	2020-2021 Adopted Budget	2020-2021 Change From 2019-2020	2021-2022 Adopted Budget	2021-2022 Change From 2020-2021
10020	GF Continuing Authority Ctrl	10954	EC Coit E-filing Conversion Pr	151,136		(151,136)		
		16984	EC Public Financing Of Electio	6,803,704		(6,803,704)		
		16985	EC Expenditure Lobbyist Regist	81,712		(81,712)		
10020 Total				**7,036,552**	**0**	**(7,036,552)**	**0**	**0**
Continuing Projects - Authority Control Total				**7,036,552**	**0**	**(7,036,552)**	**0**	**0**

Total Uses of Funds				**11,606,418**	**4,724,515**	**(6,881,903)**	**5,123,435**	**398,920**

Department: FAM Fine Arts Museum

Fund Summary

Fund Title	2019-2020 Original Budget	2020-2021 Adopted Budget	2020-2021 Change From 2019-2020	2021-2022 Adopted Budget	2021-2022 Change From 2020-2021
Culture and Recreation Fund	1,426,840	1,123,614	(303,226)	1,138,781	15,167
General Fund	18,141,178	17,346,489	(794,689)	18,047,114	700,625
Total Uses by Funds	**19,568,018**	**18,470,103**	**(1,097,915)**	**19,185,895**	**715,792**

Division Summary

FAM Fine Arts Museum	19,568,018	18,470,103	(1,097,915)	19,185,895	715,792
Total Uses by Division	**19,568,018**	**18,470,103**	**(1,097,915)**	**19,185,895**	**715,792**

Chart of Account Summary

Salaries	9,376,755	8,954,502	(422,253)	8,967,344	12,842
Mandatory Fringe Benefits	4,375,994	4,391,425	15,431	4,527,207	135,782
Non-Personnel Services	811,548	617,481	(194,067)	617,481	
Capital Outlay	950,000	422,456	(527,544)	569,579	147,123
Facilities Maintenance	211,863		(211,863)		
Materials & Supplies	41,400	40,900	(500)	40,900	
Overhead and Allocations	192,534	186,513	(6,021)	186,513	
Services Of Other Depts	3,607,924	3,856,826	248,902	4,276,871	420,045
Total Uses by Chart of Account	**19,568,018**	**18,470,103**	**(1,097,915)**	**19,185,895**	**715,792**

Sources of Funds Detail by Account

462851	Museum Exhibition Admission	1,275,230	750,000	(525,230)	750,000	
486020	Exp Rec Fr Airport (AAO)	154,000	154,000		154,000	
487020	Exp Rec Fr Airport (Non-AAO)	25,000	25,000		25,000	
493001	OTI Fr 1G-General Fund	90,000	373,614	283,614	388,781	15,167
499999	Beg Fund Balance - Budget Only	61,610		(61,610)		
General Fund Support		17,962,178	17,167,489	(794,689)	17,868,114	700,625
Total Sources by Fund		**19,568,018**	**18,470,103**	**(1,097,915)**	**19,185,895**	**715,792**

Uses of Funds Detail Appropriation

Operating

Fund Code	Fund Title	Code	Title	2019-2020 Original Budget	2020-2021 Adopted Budget	2020-2021 Change From 2019-2020	2021-2022 Adopted Budget	2021-2022 Change From 2020-2021
10000	GF Annual Account Ctrl		Salaries	8,680,231	8,421,302	(258,929)	8,434,144	12,842
			Mandatory Fringe Benefits	3,934,279	3,989,024	54,745	4,109,639	120,615
			Non-Personnel Services	717,481	617,481	(100,000)	617,481	
			Materials & Supplies	39,400	39,400		39,400	
			Services Of Other Depts	3,607,924	3,856,826	248,902	4,276,871	420,045
10000 Total				**16,979,315**	**16,924,033**	**(55,282)**	**17,477,535**	**553,502**
Operating Total				**16,979,315**	**16,924,033**	**(55,282)**	**17,477,535**	**553,502**

Annual Projects - Authority Control

Fund Code	Fund Title	Code	Title	2019-2020 Original Budget	2020-2021 Adopted Budget	2020-2021 Change From 2019-2020	2021-2022 Adopted Budget	2021-2022 Change From 2020-2021
10010	GF Annual Authority Ctrl	15774	Fam Facility Maintenance	211,863	222,456	10,593	233,579	11,123
		20839	Evaluate and replace tower fan	84,000		(84,000)	66,000	66,000
		20840	Replace domestic water system	56,000		(56,000)		
10010 Total				**351,863**	**222,456**	**(129,407)**	**299,579**	**77,123**
Annual Projects - Authority Control Total				**351,863**	**222,456**	**(129,407)**	**299,579**	**77,123**

Continuing Projects - Authority Control

Fund Code	Fund Title	Code	Title	2019-2020 Original Budget	2020-2021 Adopted Budget	2020-2021 Change From 2019-2020	2021-2022 Adopted Budget	2021-2022 Change From 2020-2021
10020	GF Continuing Authority Ctrl	11117	FA Legion Of Honor - Masonry	500,000		(500,000)		
		11123	FA Dey - Tower Exterior Repair	250,000	200,000	(50,000)	250,000	50,000
		20329	de Young VESDA System	60,000		(60,000)	20,000	20,000
10020 Total				**810,000**	**200,000**	**(610,000)**	**270,000**	**70,000**
11940	SR Museums Admission	17041	FA Fine Arts Operating Rev-exp	1,426,840	1,123,614	(303,226)	1,138,781	15,167
11940 Total				**1,426,840**	**1,123,614**	**(303,226)**	**1,138,781**	**15,167**
Continuing Projects - Authority Control Total				**2,236,840**	**1,323,614**	**(913,226)**	**1,408,781**	**85,167**

Total Uses of Funds				**19,568,018**	**18,470,103**	**(1,097,915)**	**19,185,895**	**715,792**

Department: FIR Fire Department

Fund Summary

Fund Title	2019-2020 Original Budget	2020-2021 Adopted Budget	2020-2021 Change From 2019-2020	2021-2022 Adopted Budget	2021-2022 Change From 2020-2021
City Facilities Improvement Fd	1,700,000		(1,700,000)		
General Fund	392,232,568	381,267,648	(10,964,920)	381,431,057	163,409
Public Protection Fund					
San Francisco Intl Airport	30,200,452	31,023,056	822,604	31,536,241	513,185
Total Uses by Funds	**424,133,020**	**412,290,704**	**(11,842,316)**	**412,967,298**	**676,594**

Division Summary

FIR Administration	25,834,400	24,664,888	(1,169,512)	25,083,938	419,050
FIR Airport	30,200,452	31,023,056	822,604	31,536,241	513,185
FIR Capital Project & Grants	4,308,878	1,697,864	(2,611,014)	942,747	(755,117)
FIR Fireboat	3,744,439	3,633,576	(110,863)	3,993,283	359,707
FIR Investigation	2,586,208	2,549,173	(37,035)	2,567,654	18,481
FIR Nert	477,846	329,646	(148,200)	331,317	1,671
FIR Operations	304,383,719	299,952,518	(4,431,201)	301,148,414	1,195,896
FIR Prevention	22,934,598	19,094,559	(3,840,039)	17,946,141	(1,148,418)
FIR Support Services	25,031,816	25,409,021	377,205	25,457,985	48,964
FIR Training	4,630,664	3,936,403	(694,261)	3,959,578	23,175
Total Uses by Division	**424,133,020**	**412,290,704**	**(11,842,316)**	**412,967,298**	**676,594**

Chart of Account Summary

Salaries	284,759,440	279,134,740	(5,624,700)	278,602,377	(532,363)
Mandatory Fringe Benefits	86,548,882	90,598,839	4,049,957	92,887,969	2,289,130
Non-Personnel Services	2,846,912	2,842,142	(4,770)	2,846,912	4,770
Capital Outlay	13,173,994	2,920,957	(10,253,037)	1,942,747	(978,210)
Facilities Maintenance	1,241,822		(1,241,822)		
Intrafund Transfers Out	1,801,498	1,801,498		1,801,498	
Materials & Supplies	5,905,713	5,905,713		5,905,713	
Overhead and Allocations	168,288	143,593	(24,695)	143,593	
Programmatic Projects	2,592,056	3,650,000	1,057,944	2,850,000	(800,000)
Services Of Other Depts	26,895,913	27,094,720	198,807	27,787,987	693,267
Transfers Out	1,267,894	1,267,894		1,267,894	

Transfer Adjustment - Uses		(3,069,392)	(3,069,392)		(3,069,392)	
Total Uses by Chart of Account		**424,133,020**	**412,290,704**	**(11,842,316)**	**412,967,298**	**676,594**

Sources of Funds Detail by Account

420150	MedCannbisDispnsryApplicatnFee	45,500	45,500		45,500	
439899	Other City Property Rentals	370,000	370,000		370,000	
444939	Federal Direct Grant	869,894	869,894		869,894	
444940	US Navy Cooperative Agreement	398,000	398,000		398,000	
447611	CA OES Disaster - State Share	500,000	500,000		500,000	
448311	Public Safety Sales Tax Alloc	52,320,000	48,530,000	(3,790,000)	51,820,000	3,290,000
460199	Other General Government Chrge	1,500	1,500		1,500	
460629	False Alarm Response Fee	220,500	220,500		220,500	
460663	Fire Pre-Applic Plan ReviewFee	221,000	221,000		221,000	
460664	Fire Water Flow Request Fee	214,500	214,500		214,500	
460667	Fire Plan Checking	9,377,000	6,165,000	(3,212,000)	6,165,000	
460668	Fire Inspection Fees	2,147,500	1,678,888	(468,612)	1,678,888	
460670	High Rise Fire Inspection Fee	1,957,500	1,957,500		1,957,500	
460671	SFFD Tx Coll Renewal Fee	2,118,800	2,118,800		2,118,800	
460672	SFFD Orig Filing-Posting Fee	1,015,000	1,065,000	50,000	1,065,000	
460673	Fire Code Reinspection Fee	182,780	182,780		182,780	
460674	Fire Referral Inspection Fee	188,500	188,500		188,500	
460678	Fire Overtime Service Fees	2,500,000	1,500,000	(1,000,000)	1,500,000	
460679	Fire Residential Inspectn Fee	627,041	627,041		627,041	
460685	Other Fire Dept Charges	4,697,196	4,862,988	165,792	4,862,988	
460699	Other Public Safety Charges	310,000	310,000		310,000	
465905	Insurance Net Revenue	326,000	326,000		326,000	
465916	Ambulance Billings	149,678,029	137,405,311	(12,272,718)	137,405,311	
465917	AmbulnceContractualAdjst&Allow	(121,125,429)	(110,271,759)	10,853,670	(110,271,759)	
465999	Misc Hospital Service Revenue	20,000	20,000		20,000	
486030	Exp Rec Fr Admin Svcs (AAO)	10,000	10,000		10,300	300
486100	Exp Rec Fr Bus & Enc Dev (AAO)	360,448	360,448		360,448	
486110	Exp Rec Fr Bldg Inspection AAO	1,103,031	1,103,031		1,103,031	
486310	Exp Rec Fr EmergcyComcationAAO	194,624	194,624		194,624	
486460	Exp Rec Fr Muni TransprtnAAO		286,465	286,465	286,465	
486530	Exp Rec Fr Port Commission AAO	4,626,684	4,576,220	(50,464)	4,796,071	219,851
486760	Exp Rec Fr Water Dept (AAO)	126,000	322,495	196,495	322,495	
493018	OTI Fr 2S/PPF-PublicProtectnFd	1,267,894	1,267,894		1,267,894	
495001	ITI Fr 1G-General Fund	1,801,498	1,801,498		1,801,498	
499998	Prior Year Designated Reserve	1,700,000		(1,700,000)		

999989	ELIMSD TRANSFER ADJ-SOURCES	27,131,060	27,953,664	822,604	28,466,849	513,185
General Fund Support		276,630,970	274,907,422	(1,723,548)	271,560,680	(3,346,742)
Total Sources by Fund		**424,133,020**	**412,290,704**	**(11,842,316)**	**412,967,298**	**676,594**

Uses of Funds Detail Appropriation

Operating

Fund Code	Fund Title	Code	Title	2019-2020 Original Budget	2020-2021 Adopted Budget	2020-2021 Change From 2019-2020	2021-2022 Adopted Budget	2021-2022 Change From 2020-2021
10000	GF Annual Account Ctrl		Salaries	258,007,309	252,034,952	(5,972,357)	251,265,992	(768,960)
			Mandatory Fringe Benefits	78,488,464	81,802,334	3,313,870	83,917,227	2,114,893
			Non-Personnel Services	2,470,710	2,465,940	(4,770)	2,470,710	4,770
			Capital Outlay	6,025,586	2,023,093	(4,002,493)	1,000,000	(1,023,093)
			Intrafund Transfers Out	1,801,498	1,801,498		1,801,498	
			Materials & Supplies	4,577,767	4,577,767		4,577,767	
			Services Of Other Depts	26,889,071	27,088,322	199,251	27,459,387	371,065
			Transfer Adjustment - Uses	(1,801,498)	(1,801,498)		(1,801,498)	
10000 Total				**376,458,907**	**369,992,408**	**(6,466,499)**	**370,691,083**	**698,675**
17960	AIR Op Annual Account Ctrl		Salaries	23,206,689	23,589,808	383,119	23,783,141	193,333
			Mandatory Fringe Benefits	6,993,763	7,433,248	439,485	7,753,100	319,852
17960 Total				**30,200,452**	**31,023,056**	**822,604**	**31,536,241**	**513,185**
Operating Total				**406,659,359**	**401,015,464**	**(5,643,895)**	**402,227,324**	**1,211,860**

Annual Projects - Authority Control

Fund Code	Fund Title	Code	Title	2019-2020 Original Budget	2020-2021 Adopted Budget	2020-2021 Change From 2019-2020	2021-2022 Adopted Budget	2021-2022 Change From 2020-2021
10010	GF Annual Authority Ctrl	17054	Firefighter Uniforms & Turnout	1,079,646	1,079,646		1,079,646	
10010 Total				**1,079,646**	**1,079,646**	**0**	**1,079,646**	**0**
Annual Projects - Authority Control Total				**1,079,646**	**1,079,646**	**0**	**1,079,646**	**0**

Continuing Projects - Authority Control

Fund Code	Fund Title	Code	Title	2019-2020 Original Budget	2020-2021 Adopted Budget	2020-2021 Change From 2019-2020	2021-2022 Adopted Budget	2021-2022 Change From 2020-2021
10020	GF Continuing Authority Ctrl	10000	Operating		2,000,000	2,000,000	2,000,000	
		11137	FD Fire Prevention Facillity R	225,000		(225,000)		
		15777	Underground Storage Tank Monit	386,713		(386,713)		

Fund Code	Fund Title	Code	Title	2019-2020 Original Budget	2020-2021 Adopted Budget	2020-2021 Change From 2019-2020	2021-2022 Adopted Budget	2021-2022 Change From 2020-2021
10020	GF Continuing Authority Ctrl	15781	Various Facility Maintenance P	855,109	897,864	42,755	942,747	44,883
		17055	FD Fire Prevention Vehicle Rep	237,464		(237,464)		
		17056	FD Ems Equipment Replacement	1,535,034	324,090	(1,210,944)	324,090	
		20626	FD FF&E and Moving Costs ADF	862,489	100,000	(762,489)		(100,000)
		20725	FD City College ISA	300,000	300,000		300,000	
		20726	FD FF&E and Moving Costs FS 35	504,567	700,000	195,433		(700,000)
		20907	FD OES Response & Mutual Aid	500,000	500,000		500,000	
		20931	FD Record Digitization Project	200,000		(200,000)		
		20964	ERAF FIR Fire Safety Equipment	4,000,000		(4,000,000)		
		21269	Prevention Community Developmt		50,000	50,000	50,000	
10020 Total				**9,606,376**	**4,871,954**	**(4,734,422)**	**4,116,837**	**(755,117)**
15680	CP SF Capital Planning	19699	FD 2020 ESER Bond Planning	1,700,000		(1,700,000)		
15680 Total				**1,700,000**	**0**	**(1,700,000)**	**0**	**0**
Continuing Projects - Authority Control Total				**11,306,376**	**4,871,954**	**(6,434,422)**	**4,116,837**	**(755,117)**

Work Orders/Overhead

Fund Code	Fund Title	Code	Title	2019-2020 Original Budget	2020-2021 Adopted Budget	2020-2021 Change From 2019-2020	2021-2022 Adopted Budget	2021-2022 Change From 2020-2021
10060	GF Work Order	130647	FIR Fireboat	3,744,439	3,633,576	(110,863)	3,993,283	359,707
		130651	FIR Prevention	1,379,562	1,708,975	329,413	1,569,973	(139,002)
		130644	FIR Administration	(36,362)	(18,911)	17,451	(19,765)	(854)
10060 Total				**5,087,639**	**5,323,640**	**236,001**	**5,543,491**	**219,851**
Work Orders/Overhead Total				**5,087,639**	**5,323,640**	**236,001**	**5,543,491**	**219,851**
Total Uses of Funds				**424,133,020**	**412,290,704**	**(11,842,316)**	**412,967,298**	**676,594**

Department: GEN General City / Unallocated

Fund Summary

Fund Title	2019-2020 Original Budget	2020-2021 Adopted Budget	2020-2021 Change From 2019-2020	2021-2022 Adopted Budget	2021-2022 Change From 2020-2021
Certificates of Participation	8,800,000	2,250,000	(6,550,000)	2,250,000	
Children and Families Fund					
Community / Neighborhood Dev					
General Fund	1,503,111,904	1,407,588,453	(95,523,451)	999,629,615	(407,958,838)
General Obligation Bond Fund	539,299,330	377,100,753	(162,198,577)	291,450,745	(85,650,008)
Other Bond Funds	10,000	10,000		10,000	
Public Wks Trans and Commerce		15,000,000	15,000,000	18,000,000	3,000,000
Total Uses by Funds	**2,051,221,234**	**1,801,949,206**	**(249,272,028)**	**1,311,340,360**	**(490,608,846)**

Division Summary

GEN General City - Unallocated	2,051,221,234	1,801,949,206	(249,272,028)	1,311,340,360	(490,608,846)
Total Uses by Division	**2,051,221,234**	**1,801,949,206**	**(249,272,028)**	**1,311,340,360**	**(490,608,846)**

Chart of Account Summary

Salaries	153,664		(153,664)		
Mandatory Fringe Benefits	80,162,327	77,610,115	(2,552,212)	81,987,081	4,376,966
Non-Personnel Services	11,963,290	19,322,239	7,358,949	21,198,189	1,875,950
City Grant Program	32,041,209	24,833,405	(7,207,804)	10,108,405	(14,725,000)
Debt Service	548,109,330	379,360,753	(168,748,577)	293,710,745	(85,650,008)
Intrafund Transfers Out	891,591,677	1,124,668,808	233,077,131	596,160,778	(528,508,030)
Programmatic Projects	1,050,000	37,550,000	36,500,000	2,837,951	(34,712,049)
Services Of Other Depts	34,032,006	33,864,908	(167,098)	34,323,122	458,214
Transfers Out	396,769,116	520,748,959	123,979,843	272,170,070	(248,578,889)
Unappropriated Rev Retained	34,568,615	34,070,019	(498,596)	34,470,019	400,000
Unappropriated Rev-Designated	29,880,000	149,000,000	119,120,000	874,000	(148,126,000)
Transfer Adjustment - Uses	(9,100,000)	(599,080,000)	(589,980,000)	(36,500,000)	562,580,000
Total Uses by Chart of Account	**2,051,221,234**	**1,801,949,206**	**(249,272,028)**	**1,311,340,360**	**(490,608,846)**

Sources of Funds Detail by Account

410110	Prop Tax Curr Yr-Secured	1,287,570,000	1,347,383,000	59,813,000	1,364,083,000	16,700,000

410120	Prop Tax Curr Yr-Unsecured	78,900,000	90,600,000	11,700,000	72,500,000	(18,100,000)
410230	Unsecured Instl 5-8 Yr Plan	400,000	400,000		400,000	
410310	Supp Asst SB813-Cy Secured	18,500,000	7,100,000	(11,400,000)	7,100,000	
410410	Supp Asst SB813-Py Secured	39,620,000	15,300,000	(24,320,000)	15,300,000	
410913	Prop Tax In-LieuOfVehcleLicFee	293,010,000	319,300,000	26,290,000	319,200,000	(100,000)
410914	Excess ERAF	185,008,000	187,000,000	1,992,000	143,000,000	(44,000,000)
410920	Prop Tax Ab 1290 Rda Passthrgh	29,600,000	36,500,000	6,900,000	37,300,000	800,000
410930	SB 813-5% Administrative Cost	5,883,000	2,500,000	(3,383,000)	2,500,000	
410943	Penalty-Costs-Redemption	17,000,000	13,000,000	(4,000,000)	15,000,000	2,000,000
410999	Unallocated Gen Property Taxes	520,622,710	356,934,881	(163,687,829)	268,957,462	(87,977,419)
411110	Payroll Tax	178,400,000	220,700,000	42,300,000	285,900,000	65,200,000
411220	Gross Receipt Tax PropositionE	783,080,000	512,200,000	(270,880,000)	682,200,000	170,000,000
411223	Com Rnt GR Tx-Child Care_Ed		106,800,000	106,800,000	28,000,000	(78,800,000)
411224	Gross Receipt OCOH Nov18 PropC		196,000,000	196,000,000		(196,000,000)
411225	Admin Office Tax Proposition E	40,920,000	13,000,000	(27,920,000)	13,000,000	
411310	Business Registration Tax	47,870,000	80,150,000	32,280,000	49,450,000	(30,700,000)
412110	Sales & Use Tax	204,085,000	183,670,000	(20,415,000)	185,300,000	1,630,000
412210	Hotel Room Tax	389,114,000	126,230,000	(262,884,000)	232,950,000	106,720,000
412310	Gas Electric Steam Users Tax	51,510,000	39,830,000	(11,680,000)	47,980,000	8,150,000
412320	Telephone Users Tax Lnd&Mobile	41,897,000	37,430,000	(4,467,000)	37,060,000	(370,000)
412321	Tel Users Tax-Pre-Paid Non-Dir	87,000		(87,000)		
412340	Water Users Tax	5,220,000	3,830,000	(1,390,000)	3,950,000	120,000
412410	Parking Tax	83,000,000	59,350,000	(23,650,000)	84,580,000	25,230,000
412510	Real Property Transfer Tax	296,053,000	138,000,000	(158,053,000)	253,420,000	115,420,000
412910	Stadium Admission Tax	5,500,000	2,500,000	(3,000,000)	4,400,000	1,900,000
412911	Cannabis Tax	3,000,000	4,250,000	1,250,000	8,500,000	4,250,000
412920	Sugar Sweetened Beverage Tax	16,000,000	14,000,000	(2,000,000)	14,000,000	
412925	Traffic Congest Mitigation Tax		15,000,000	15,000,000	18,000,000	3,000,000
412930	Access Line Tax - Current	48,910,000	48,900,000	(10,000)	51,990,000	3,090,000
420610	PGE Electric	4,130,000	3,660,000	(470,000)	3,660,000	
420620	PGE Gas	2,410,000	2,130,000	(280,000)	2,130,000	
420630	Cable Tv Franchise	10,920,000	9,670,000	(1,250,000)	9,670,000	
420640	Steam Franchise	195,000	180,000	(15,000)	180,000	
425110	Traffic Fines - Moving	2,500,000	1,750,000	(750,000)	2,500,000	750,000
425920	Penalties	17,876,620	15,822,650	(2,053,970)	16,101,679	279,029
430150	Interest Earned - Pooled Cash	69,982,242	17,204,238	(52,778,004)	10,244,238	(6,960,000)
443211	CARES CRF Federal Direct		82,130,000	82,130,000		(82,130,000)
448111	Homeowners Prop Tax Relief	4,590,000	4,590,000		4,590,000	
460198	Recovery General Govt Cost	12,922,486	21,815,563	8,893,077	21,815,563	

479992	Unclaimed Funds For TheCityTTX	50,000	50,000		50,000	
479999	Other Non-Operating Revenue		3,543,222	3,543,222	3,286,883	(256,339)
493001	OTI Fr 1G-General Fund	8,800,000		(8,800,000)		
493014	OTI Fr 2S/NDF-NeghborhoodDevFd	10,000	196,010,000	196,000,000	10,000	(196,000,000)
493015	OTI Fr 2S/CFC-Childrn&Famil Fd		106,800,000	106,800,000	28,000,000	(78,800,000)
493027	OTI Fr 5A-Airport Funds	51,517,650	25,142,150	(26,375,500)	46,083,900	20,941,750
493036	OTI Fr 5T-Hetch Hetchy W&P Fds		500,000	500,000	500,000	
493067	OTI Fr SR/HTF_10795		2,250,000	2,250,000	2,250,000	
495001	ITI Fr 1G-General Fund	845,991,677	917,868,808	71,877,131	596,160,778	(321,708,030)
495006	ITI Fr 2S/CFC-Childrn&Famil Fd		36,800,000	36,800,000		(36,800,000)
495011	ITI Fr 2S/NDF-NeghborhoodDevFd		170,000,000	170,000,000		(170,000,000)
499998	Prior Year Designated Reserve	87,636,000	156,500,000	68,864,000	331,590,000	175,090,000
499999	Beg Fund Balance - Budget Only	210,637,653	370,404,987	159,767,334	2,388,788	(368,016,199)
999989	ELIMSD TRANSFER ADJ-SOURCES	(9,100,000)	(599,080,000)	(589,980,000)	(36,500,000)	562,580,000
General Fund Support		(3,940,607,804)	(3,921,650,293)	18,957,511	(3,979,391,931)	(57,741,638)
Total Sources by Fund		**2,051,221,234**	**1,801,949,206**	**(249,272,028)**	**1,311,340,360**	**(490,608,846)**

Reserved Appropriations

Controller Reserves:

10026733	GE Administration	106,800,000	106,800,000	28,000,000	(78,800,000)
Controller Reserves: Total		**106,800,000**	**106,800,000**	**28,000,000**	**(78,800,000)**

Uses of Funds Detail Appropriation

Operating

Fund Code	Fund Title	Code	Title	2019-2020 Original Budget	2020-2021 Adopted Budget	2020-2021 Change From 2019-2020	2021-2022 Adopted Budget	2021-2022 Change From 2020-2021
10000	GF Annual Account Ctrl		Salaries	153,664		(153,664)		
			Mandatory Fringe Benefits	80,162,327	77,610,115	(2,552,212)	81,987,081	4,376,966
			Non-Personnel Services	10,238,290	10,238,290		10,592,230	353,940
			City Grant Program	32,041,209	24,833,405	(7,207,804)	10,108,405	(14,725,000)
			Intrafund Transfers Out	891,591,677	835,738,808	(55,852,869)	596,160,778	(239,578,030)
			Services Of Other Depts	34,032,006	33,632,806	(399,200)	34,085,040	452,234
			Transfers Out	390,562,242	204,124,451	(186,437,791)	228,735,269	24,610,818
			Unappropriated Rev Retained	34,568,615	34,070,019	(498,596)	34,470,019	400,000
			Unappropriated Rev-Designated		149,000,000	149,000,000		(149,000,000)
			Transfer Adjustment - Uses	(9,100,000)	(7,350,000)	1,750,000	(8,500,000)	(1,150,000)

Fund Code	Fund Title	Code	Title	2019-2020 Original Budget	2020-2021 Adopted Budget	2020-2021 Change From 2019-2020	2021-2022 Adopted Budget	2021-2022 Change From 2020-2021
10000 Total				**1,464,250,030**	**1,361,897,894**	**(102,352,136)**	**987,638,822**	**(374,259,072)**
17380	DSCOP HOUSING TRUST FUND		Debt Service	8,800,000	2,250,000	(6,550,000)	2,250,000	
17380 Total				**8,800,000**	**2,250,000**	**(6,550,000)**	**2,250,000**	**0**
17620	DSGOB GENERAL OBLIGATION BOND		Debt Service	521,422,710	361,278,103	(160,144,607)	273,044,345	(88,233,758)
17620 Total				**521,422,710**	**361,278,103**	**(160,144,607)**	**273,044,345**	**(88,233,758)**
17640	DSGOB TSR FOR LHH GOB		Debt Service	17,876,620	15,822,650	(2,053,970)	18,406,400	2,583,750
17640 Total				**17,876,620**	**15,822,650**	**(2,053,970)**	**18,406,400**	**2,583,750**
17750	DSODS GENERAL CITY LOANS		Debt Service	10,000	10,000		10,000	
17750 Total				**10,000**	**10,000**	**0**	**10,000**	**0**
Operating Total				**2,012,359,360**	**1,741,258,647**	**(271,100,713)**	**1,281,349,567**	**(459,909,080)**

Annual Projects - Authority Control

Fund Code	Fund Title	Code	Title	2019-2020 Original Budget	2020-2021 Adopted Budget	2020-2021 Change From 2019-2020	2021-2022 Adopted Budget	2021-2022 Change From 2020-2021
10010	GF Annual Authority Ctrl	10000	Operating		36,900,000	36,900,000		(36,900,000)
		17065	Indigent Defense Special Circu	800,000	800,000		800,000	
10010 Total				**800,000**	**37,700,000**	**36,900,000**	**800,000**	**(36,900,000)**
Annual Projects - Authority Control Total				**800,000**	**37,700,000**	**36,900,000**	**800,000**	**(36,900,000)**

Continuing Projects - Authority Control

Fund Code	Fund Title	Code	Title	2019-2020 Original Budget	2020-2021 Adopted Budget	2020-2021 Change From 2019-2020	2021-2022 Adopted Budget	2021-2022 Change From 2020-2021
10020	GF Continuing Authority Ctrl	10000	Operating				2,187,951	2,187,951
		17058	GE Board District Projects	1,050,000	650,000	(400,000)	650,000	
		17064	GE General Reserve Admin Code	28,880,000		(28,880,000)	874,000	874,000
		17066	Mission Bay Transportation Imp	7,206,874	6,440,559	(766,315)	6,553,842	113,283
		17073	GE Tech & Infr Maint-replaceme	925,000	900,000	(25,000)	925,000	25,000
10020 Total				**38,061,874**	**7,990,559**	**(30,071,315)**	**11,190,793**	**3,200,234**
Continuing Projects - Authority Control Total				**38,061,874**	**7,990,559**	**(30,071,315)**	**11,190,793**	**3,200,234**

Continuing Projects - Account Control

Fund Code	Fund Title	Code	Title	2019-2020 Original Budget	2020-2021 Adopted Budget	2020-2021 Change From 2019-2020	2021-2022 Adopted Budget	2021-2022 Change From 2020-2021
13831	SR Traffic Congest Mitign Tax		Non-Personnel Services		7,383,949	7,383,949	8,880,959	1,497,010

Fund Code	Fund Title	Code	Title	2019-2020 Original Budget	2020-2021 Adopted Budget	2020-2021 Change From 2019-2020	2021-2022 Adopted Budget	2021-2022 Change From 2020-2021
13831	SR Traffic Congest Mitign Tax		Services Of Other Depts		232,102	232,102	238,082	5,980
			Transfers Out		7,383,949	7,383,949	8,880,959	1,497,010
13831 Total				**0**	**15,000,000**	**15,000,000**	**18,000,000**	**3,000,000**
Continuing Projects - Account Control Total				**0**	**15,000,000**	**15,000,000**	**18,000,000**	**3,000,000**
Total Uses of Funds				**2,051,221,234**	**1,801,949,206**	**(249,272,028)**	**1,311,340,360**	**(490,608,846)**

Department: ADM Gen Svcs Agency-City Admin

Fund Summary

Fund Title	2019-2020 Original Budget	2020-2021 Adopted Budget	2020-2021 Change From 2019-2020	2021-2022 Adopted Budget	2021-2022 Change From 2020-2021
Central Shops Fund	32,947,819	33,370,020	422,201	33,489,254	119,234
City Facilities Improvement Fd	4,350,000	1,300,000	(3,050,000)		(1,300,000)
Community / Neighborhood Dev	2,400,000	3,400,000	1,000,000	2,800,000	(600,000)
Convention Facilities Fund	96,295,478	78,103,224	(18,192,254)	92,987,830	14,884,606
Culture and Recreation Fund	16,862,000	13,203,000	(3,659,000)	14,523,300	1,320,300
General Fund	194,231,319	150,858,294	(43,373,025)	161,741,996	10,883,702
General Services Fund	784,775	787,382	2,607	218,563	(568,819)
Public Protection Fund	55,428	56,980	1,552		(56,980)
Real Property Fund	152,058,324	153,509,035	1,450,711	172,424,477	18,915,442
Reproduction Fund	9,124,886	9,399,591	274,705	9,231,030	(168,561)
Treasure Island Dev Authority	17,420,185	27,097,413	9,677,228	26,425,495	(671,918)
Total Uses by Funds	**526,530,214**	**471,084,939**	**(55,445,275)**	**513,841,945**	**42,757,006**

Division Summary

ADM Administration	16,478,428	19,122,187	2,643,759	22,318,376	3,196,189
ADM Animal Care And Control	26,256,778	8,484,264	(17,772,514)	9,532,361	1,048,097
ADM City Administrator Prog	94,558,879	93,246,299	(1,312,580)	91,882,364	(1,363,935)
ADM Community Invest-Infrastr	300,961		(300,961)		
ADM Convention Facilities Mgmt	96,295,478	78,103,224	(18,192,254)	92,987,830	14,884,606
ADM Entertainment Commission	1,085,653	1,206,978	121,325	1,264,788	57,810
ADM Internal Services	280,373,430	259,893,530	(20,479,900)	284,730,406	24,836,876
ADM Medical Examiner	11,180,607	11,028,457	(152,150)	11,125,820	97,363
Total Uses by Division	**526,530,214**	**471,084,939**	**(55,445,275)**	**513,841,945**	**42,757,006**

Chart of Account Summary

Salaries	96,211,847	98,946,833	2,734,986	98,388,220	(558,613)
Mandatory Fringe Benefits	42,833,916	45,871,352	3,037,436	47,254,883	1,383,531
Non-Personnel Services	172,692,254	156,699,448	(15,992,806)	176,317,346	19,617,898
City Grant Program	32,864,604	27,248,940	(5,615,664)	31,067,383	3,818,443
Capital Outlay	35,049,208	7,962,525	(27,086,683)	5,549,222	(2,413,303)
Debt Service	28,085,625	39,058,476	10,972,851	58,141,772	19,083,296

Facilities Maintenance		596,635		(596,635)	475,000	475,000
Intrafund Transfers Out		3,000,000	1,000,000	(2,000,000)	1,000,000	
Materials & Supplies		17,040,652	14,981,122	(2,059,530)	15,570,620	589,498
Overhead and Allocations		6,237,272	6,624,998	387,726	6,624,998	
Programmatic Projects		39,316,216	6,649,698	(32,666,518)	2,063,867	(4,585,831)
Services Of Other Depts		51,601,985	66,791,547	15,189,562	72,388,634	5,597,087
Transfers Out			250,000	250,000		(250,000)
Unappropriated Rev-Designated		4,000,000		(4,000,000)		
Transfer Adjustment - Uses		(3,000,000)	(1,000,000)	2,000,000	(1,000,000)	
Total Uses by Chart of Account		**526,530,214**	**471,084,939**	**(55,445,275)**	**513,841,945**	**42,757,006**
	Sources of Funds Detail by Account					
410981	Commty Facilts Distrct Cfd Tax		1,855,000	1,855,000	676,000	(1,179,000)
411110	Payroll Tax	2,100,000	2,500,000	400,000	2,500,000	
412210	Hotel Room Tax	16,667,000	13,203,000	(3,464,000)	14,523,300	1,320,300
420299	Sundry Business Licenses	722,195	620,000	(102,195)	990,000	370,000
420911	Dog License	410,000	410,000		410,000	
420921	Marriage License	892,000	892,000		892,000	
425940	OffceOfLabor StdEnforcmntPenal	425,000	425,000		425,000	
425941	Prevailing Wage Penalties	100,000	100,000		100,000	
425990	Settlements		1,200,000	1,200,000		(1,200,000)
435701	Convention Facilities - Rentl	14,416,053	5,097,370	(9,318,683)	10,811,195	5,713,825
435702	Convention Facilities-Concess	24,825,108	5,152,628	(19,672,480)	18,988,560	13,835,932
439531	Residential Property Rentals	3,250,000	2,500,000	(750,000)	2,500,000	
439532	Tidelands Property Rentals		5,800,000	5,800,000	5,800,000	
439535	Common Areas Maintenance Fees	1,547,000	1,577,000	30,000	1,547,000	(30,000)
439899	Other City Property Rentals	21,676,402	9,267,184	(12,409,218)	15,694,197	6,427,013
448999	Other State Grants & Subventns	601,640	625,799	24,159		(625,799)
449997	City Depts Revenue From OCII	1,061,086	826,076	(235,010)	892,572	66,496
460130	County Clerk Fees	1,221,222	1,221,222		1,221,222	
460199	Other General Government Chrge	10,000	10,000		10,000	
460202	Fuel Sales & Maintenance Svcs	555,446	449,849	(105,597)	482,671	32,822
460501	Public Pound Fee	243,000	243,000		243,000	
460502	Public Pound Sale Of Animals	22,000	22,000		22,000	
460505	Cat Registration	12,100	12,100		12,100	
460684	Farmers Market Fee	710,186	797,601	87,415	768,949	(28,652)
460690	Medical Examiner Fees	665,000	665,000		665,000	
461101	Plan Checking	350,000	350,000		350,000	
461199	Miscellaneous Fee		20,000	20,000	20,000	

463508	Other Health Fee	80,000	60,000	(20,000)	60,000	
463509	Birth Certificate Fee	214,005	214,005		214,005	
463510	Death Certificate Fee	61,450	61,450		61,450	
465001	Med Hotel Assessments	19,133,394	6,783,128	(12,350,266)	17,410,795	10,627,667
469999	Other Operating Revenue	311,000	311,000		311,000	
475415	Community ImprovementImpactFee	200,000	585,000	385,000	200,000	(385,000)
476251	Sale Of Scrap And Waste	325,000	575,000	250,000	575,000	
478201	Private Grants	100,000	110,000	10,000	110,000	
479994	Developer Exactions	5,612,185	16,158,639	10,546,454	15,723,995	(434,644)
479999	Other Non-Operating Revenue	15,000,000	3,097,246	(11,902,754)	2,047,845	(1,049,401)
486010	Exp Rec Fr Asian Arts Musm AAO	359,131	421,998	62,867	480,810	58,812
486020	Exp Rec Fr Airport (AAO)	9,475,910	10,829,213	1,353,303	12,090,142	1,260,929
486030	Exp Rec Fr Admin Svcs (AAO)	20,302,642	23,458,234	3,155,592	25,006,045	1,547,811
486040	Exp Rec Fr Animal Cre&Ctrl AAO	485,751	1,131,958	646,207	2,336,898	1,204,940
486050	Exp Rec Fr Adult Probation AAO	657,897	854,637	196,740	337,184	(517,453)
486060	Exp Rec Fr Art Commission AAO	178,076	201,460	23,384	212,327	10,867
486070	Exp Rec Fr Assessor (AAO)	1,134,634	1,100,759	(33,875)	1,039,863	(60,896)
486090	Exp Rec Fr Board Of Supv (AAO)	34,411	34,673	262	34,989	316
486100	Exp Rec Fr Bus & Enc Dev (AAO)	837,725	893,304	55,579	953,782	60,478
486110	Exp Rec Fr Bldg Inspection AAO	18,397,147	13,920,088	(4,477,059)	13,716,675	(203,413)
486150	Exp Rec Fr Adm (AAO)	1,518,883	1,092,902	(425,981)	1,107,858	14,956
486170	Exp Rec Fr Chld Supprt SvcsAAO	1,448,470	1,495,854	47,384	889,840	(606,014)
486180	Exp Rec Fr ConvFaciltsMgmt AAO	1,255,826	1,794,334	538,508	2,049,387	255,053
486185	Exp Rec Fr CleanpowerSF AAO	603,000	603,000		603,000	
486190	Exp Rec Fr Child;Youth&Fam AAO	593,050	608,600	15,550	558,600	(50,000)
486195	EXP REC Fr HomelessnessSvcsAAO	480,884	553,368	72,484	551,865	(1,503)
486200	Exp Rec Fr Children & Fam AAO	23,000	23,000		23,000	
486210	Exp Rec Fr Med Exam-Coronr AAO	1,482,458	1,731,305	248,847	1,874,368	143,063
486220	Exp Rec Fr Controller (AAO)	1,476,086	1,533,447	57,361	1,596,902	63,455
486230	Exp Rec Fr City Planning (AAO)	2,731,971	3,287,653	555,682	3,946,887	659,234
486240	Exp Rec Fr Civil Service (AAO)	86,624	100,665	14,041	108,708	8,043
486250	Exp Rec Fr City Attorney (AAO)	415,051	409,284	(5,767)	409,491	207
486270	Exp Rec Fr Distrct Attorny AAO	8,246,323	8,959,568	713,245	9,279,898	320,330
486280	Exp Rec Fr Ethic Comssn AAO	135,953	159,019	23,066	172,231	13,212
486290	Exp Rec Fr Emergency Comm Dept	652,105	339,010	(313,095)	130,287	(208,723)
486310	Exp Rec Fr EmergcyComcationAAO	1,411,928	1,393,148	(18,780)	1,425,959	32,811
486320	Exp Rec Fr Environment (AAO)	254,972	867,210	612,238	1,636,262	769,052
486330	Exp Rec Fr Fine Arts Musm AAO	1,327,899	1,420,624	92,725	1,629,304	208,680
486340	Exp Rec Fr Fire Dept (AAO)	7,365,419	7,518,815	153,396	7,500,351	(18,464)

486350	Exp Rec Fr Gen City Resp AAO	11,238,761	13,398,586	2,159,825	13,687,698	289,112
486370	Exp Rec Fr Comm Health Svc AAO	15,873,947	7,648,384	(8,225,563)	8,272,080	623,696
486380	Exp Rec Fr Sf Gen Hospital AAO	1,067,141	1,117,405	50,264	1,150,785	33,380
486390	Exp Rec Fr Laguna Honda AAO	191,841	201,758	9,917	210,652	8,894
486410	Exp Rec Fr Hss (AAO)	1,223,301	1,061,539	(161,762)	1,121,568	60,029
486420	Exp Rec Fr Juvenile Court AAO	185,542	184,943	(599)	196,251	11,308
486430	Exp Rec Fr Public Library AAO	593,204	572,846	(20,358)	592,695	19,849
486440	Exp Rec Fr Law Library (AAO)	1,449,225	1,388,489	(60,736)	1,456,553	68,064
486450	Exp Rec From Mohcd	2,407,038	2,644,445	237,407	2,662,966	18,521
486460	Exp Rec Fr Muni TransprtnAAO	14,991,763	17,262,924	2,271,161	18,700,391	1,437,467
486470	Exp Rec Fr Mayor (AAO)	78,278	78,278		78,278	
486480	ExpRecFrOffceOfContrctAdminAAO	1,917		(1,917)		
486490	Exp Rec Fr Permit Appeals AAO	91,768	74,693	(17,075)	89,049	14,356
486500	Exp Rec Fr Police Comssn AAO	21,101,703	22,174,882	1,073,179	26,272,573	4,097,691
486510	Exp Rec Fr Public Defender AAO	1,230,174	1,431,820	201,646	1,547,715	115,895
486530	Exp Rec Fr Port Commission AAO	5,420,940	8,460,308	3,039,368	9,491,956	1,031,648
486550	Exp Rec Fr Public TransprtnAAO	6,831,448	6,841,060	9,612	6,842,749	1,689
486560	Exp Rec Fr Public Works (AAO)	28,649,308	26,323,177	(2,326,131)	27,939,200	1,616,023
486565	Exp Rec Fr Police AcctbiltyAAO	608,627	710,928	102,301	770,239	59,311
486570	Exp Rec Fr Rent ArbtrtonBd AAO	502,601	672,655	170,054	729,038	56,383
486580	Exp Rec Fr Human Rights (AAO)	174,020	337,927	163,907	365,974	28,047
486590	Exp Rec Fr Human Resources AAO	2,282,823	2,646,832	364,009	2,855,343	208,511
486600	Exp Rec Fr Real Estate (AAO)	1,597,491	5,974,342	4,376,851	6,798,666	824,324
486610	Exp Rec Fr Regstar Of Votr AAO	591,696	605,036	13,340	608,812	3,776
486630	Exp Rec Fr Rec & Park (AAO)	4,618,545	5,604,550	986,005	5,830,741	226,191
486640	Exp Rec Fr Retirement Sys AAO	2,444,461	2,255,811	(188,650)	2,349,327	93,516
486650	Exp Rec Fr AcadmyOfScience AAO		400	400	400	
486670	Exp Rec Fr Sheriff (AAO)	4,185,892	2,550,636	(1,635,256)	2,512,130	(38,506)
486680	Exp Rec Fr Trial Courts (AAO)	38,639	48,354	9,715		(48,354)
486690	Exp Rec Fr Human Services AAO	7,013,946	9,974,572	2,960,626	10,869,186	894,614
486710	Exp Rec From Isd (AAO)	9,345,444	8,542,356	(803,088)	8,754,063	211,707
486720	Exp Rec Fr Treas-Tax Coll AAO	4,173,632	4,253,526	79,894	4,343,693	90,167
486740	Exp Rec Fr PUC (AAO)	7,477,435	8,270,382	792,947	8,656,897	386,515
486750	Exp Rec Fr Hetch Hetchy (AAO)	268,511	294,365	25,854	292,811	(1,554)
486760	Exp Rec Fr Water Dept (AAO)	1,766,097	2,074,951	308,854	2,014,050	(60,901)
486780	Exp Rec Fr War Memorial (AAO)	3,633,954	1,738,359	(1,895,595)	2,797,700	1,059,341
486790	Exp Rec Fr Status Of Women AAO	137,653	153,244	15,591	162,175	8,931
486800	Exp Rec Fr Cleanwater (AAO)	1,288,533	1,462,328	173,795	1,473,425	11,097
486990	Exp Rec-General Unallocated	1,479,151	1,626,349	147,198	1,868,307	241,958

487010	Exp Rec Fr Asn Art Musm NonAAO	500	500		500	
487040	Exp Rec Fr Adm (Non-AAO)	189,000	58,981	(130,019)	44,025	(14,956)
487110	Exp Rec Fr Mayor-Cdbg Non-AAO	215,331	205,985	(9,346)	215,331	9,346
487150	Exp Rec Fr Publc Work NonAAO	165,850	72,458	(93,392)	51,013	(21,445)
487180	Exp Rec Fr AcdmyOfSciencNonAAO	400		(400)		
487190	Exp Rec Fr County Ed(Non-AAO)	70,000	70,000		70,000	
487200	Exp Rec Fr Trial Courts NonAAO	280,908	280,908		280,908	
487220	Exp Rec Fr Trial Courts NonAAO	882,280	882,280		882,280	
487240	Exp Rec Fr Treas-Tx Col NonAAO	243,366	243,366		243,366	
487250	Exp Rec Fr PUC (Non-AAO)	1,683,247	1,874,014	190,767	1,812,979	(61,035)
487270	Exp Rec Fr Water Dept Non-AAO	89,015	93,617	4,602	97,743	4,126
487280	Exp Rec Fr Cleanwater Non-AAO	32,370	14,415	(17,955)	13,946	(469)
487990	Exp Rec-Unallocated Non-AAO Fd	1,747,985	1,002,105	(745,880)	1,704,915	702,810
493001	OTI Fr 1G-General Fund	38,895,923	36,098,090	(2,797,833)	44,319,420	8,221,330
493027	OTI Fr 5A-Airport Funds	31,713	31,713		31,713	
493028	OTI Fr 5C-Cleanwater ProgramFd	31,713	31,713		31,713	
493034	OTI Fr 5P-Port of SanFrancisco	31,713	31,713		31,713	
493036	OTI Fr 5T-Hetch Hetchy W&P Fds	31,712	31,712		31,712	
493037	OTI Fr 5W-Water Department Fd	31,712	31,712		31,712	
495003	ITI Fr 2S/CFF-Conventn Fac Fd	3,000,000	1,000,000	(2,000,000)	1,000,000	
499998	Prior Year Designated Reserve	350,000	1,050,000	700,000		(1,050,000)
499999	Beg Fund Balance - Budget Only	3,951,164	25,739,055	21,787,891	1,512,860	(24,226,195)
999989	ELIMSD TRANSFER ADJ-SOURCES	(3,000,000)	(1,000,000)	2,000,000	(1,000,000)	
General Fund Support		94,425,164	62,042,735	(32,382,429)	69,106,191	7,063,456
Total Sources by Fund		**526,530,214**	**471,084,939**	**(55,445,275)**	**513,841,945**	**42,757,006**

Reserved Appropriations

Board Reserves:

10034935	ADAD Relocation Projects	2,176,000	2,176,000		(2,176,000)
Board Reserves: Total		**2,176,000**	**2,176,000**	**0**	**(2,176,000)**

Controller Reserves:

10001290	ADNB CCG IPIC Partnership	200,000	200,000		(200,000)
10001292	ADTI Treasure Island DevAuth	1,855,000	1,855,000	676,000	(1,179,000)
Controller Reserves: Total		**2,055,000**	**2,055,000**	**676,000**	**(1,379,000)**

Uses of Funds Detail Appropriation

Operating

Fund Code	Fund Title	Code	Title	2019-2020 Original Budget	2020-2021 Adopted Budget	2020-2021 Change From 2019-2020	2021-2022 Adopted Budget	2021-2022 Change From 2020-2021
10000	GF Annual Account Ctrl		Salaries	42,614,686	42,014,186	(600,500)	41,387,167	(627,019)
			Mandatory Fringe Benefits	17,485,854	18,124,892	639,038	18,400,828	275,936
			Non-Personnel Services	4,348,038	3,856,676	(491,362)	3,826,603	(30,073)
			City Grant Program	4,674,454	4,135,437	(539,017)	4,154,437	19,000
			Materials & Supplies	1,442,720	1,123,720	(319,000)	1,120,793	(2,927)
			Services Of Other Depts	6,539,520	7,484,299	944,779	8,958,241	1,473,942
10000 Total				**77,105,272**	**76,739,210**	**(366,062)**	**77,848,069**	**1,108,859**
11430	SR Conv Fac Fd-Operating		Salaries	566,497	567,075	578	567,075	
			Mandatory Fringe Benefits	228,326	240,678	12,352	247,444	6,766
			Non-Personnel Services	55,302,830	40,249,043	(15,053,787)	54,309,227	14,060,184
			City Grant Program	228,219		(228,219)		
			Debt Service	506,231	506,231		506,231	
			Intrafund Transfers Out	3,000,000	1,000,000	(2,000,000)	1,000,000	
			Materials & Supplies	1,530	1,530		1,530	
			Services Of Other Depts	8,882,451	7,809,151	(1,073,300)	8,622,307	813,156
			Transfer Adjustment - Uses	(3,000,000)	(1,000,000)	2,000,000	(1,000,000)	
11430 Total				**65,716,084**	**49,373,708**	**(16,342,376)**	**64,253,814**	**14,880,106**
12620	SR Surety Bond Self-Insurance		Mandatory Fringe Benefits	(10,012)		10,012		
			Non-Personnel Services	168,575	158,563	(10,012)	158,563	
12620 Total				**158,563**	**158,563**	**0**	**158,563**	**0**
27500	ISCSF CENTRAL SHOPS FUND		Salaries	10,334,776	10,363,229	28,453	10,043,812	(319,417)
			Mandatory Fringe Benefits	5,423,357	5,764,395	341,038	5,811,825	47,430
			Non-Personnel Services	3,539,340	5,044,321	1,504,981	4,686,724	(357,597)
			Capital Outlay	30,380		(30,380)		
			Materials & Supplies	12,200,895	10,296,377	(1,904,518)	10,962,621	666,244
			Services Of Other Depts	1,419,071	1,901,698	482,627	1,984,272	82,574
27500 Total				**32,947,819**	**33,370,020**	**422,201**	**33,489,254**	**119,234**
28310	ISOIS REPRODUCTION FUND		Salaries	1,669,125	1,670,788	1,663	1,670,788	
			Mandatory Fringe Benefits	909,410	960,968	51,558	1,003,424	42,456
			Non-Personnel Services	5,441,028	5,564,578	123,550	5,506,943	(57,635)
			Capital Outlay	91,328	173,741	82,413		(173,741)
			Materials & Supplies	360,000	367,220	7,220	367,220	
			Services Of Other Depts	653,995	662,296	8,301	682,655	20,359
28310 Total				**9,124,886**	**9,399,591**	**274,705**	**9,231,030**	**(168,561)**
Operating Total				**185,052,624**	**169,041,092**	**(16,011,532)**	**184,980,730**	**15,939,638**

Annual Projects - Authority Control

Fund Code	Fund Title	Code	Title	2019-2020 Original Budget	2020-2021 Adopted Budget	2020-2021 Change From 2019-2020	2021-2022 Adopted Budget	2021-2022 Change From 2020-2021
10010	GF Annual Authority Ctrl	15754	AD Red Facilities Maintenance		260,000	260,000	273,000	13,000
		15755	Hall Of Justice Capital Improv	246,323		(246,323)		
		15756	City Admin Svcs Other Faciliti	350,312	367,830	17,518	386,222	18,392
		16518	City Vehicle Pool	42,718	43,963	1,245	43,914	(49)
		16519	Entertainment Commission Fund	1,085,653	1,206,978	121,325	1,264,788	57,810
		16902	Community Ambassador Program	1,578,110	1,355,192	(222,918)	1,109,041	(246,151)
		19666	AD Office Of Cannabis	1,029,948	908,051	(121,897)	1,083,105	175,054
		20930	ADAD Relocation Projects		2,176,000	2,176,000	5,720,275	3,544,275
10010 Total				**4,333,064**	**6,318,014**	**1,984,950**	**9,880,345**	**3,562,331**
Annual Projects - Authority Control Total				**4,333,064**	**6,318,014**	**1,984,950**	**9,880,345**	**3,562,331**

Continuing Projects - Authority Control

Fund Code	Fund Title	Code	Title	2019-2020 Original Budget	2020-2021 Adopted Budget	2020-2021 Change From 2019-2020	2021-2022 Adopted Budget	2021-2022 Change From 2020-2021
10020	GF Continuing Authority Ctrl	10760	AD Adm - Facility Renewal Proj	50,000		(50,000)		
		10794	AD Fleet Management Capital Im	250,000		(250,000)		
		15749	AD 25 Van Ness Facilities Main		200,000	200,000		(200,000)
		15754	AD Red Facilities Maintenance	1,900,000		(1,900,000)		
		16522	AD E-procurement	101,650	101,650		101,650	
		16530	AD Comm. Challenge Grants Spec	135,000	135,000		80,000	(55,000)
		16534	AD Crm Project	200,000		(200,000)		
		16537	AD Digital Services Program	10,309,005	10,171,907	(137,098)	10,200,940	29,033
		16538	AD Real Estate Project	500,000		(500,000)		
		16539	AD 311 Call Center Project	360,000		(360,000)		
		16540	AD Coit Program Planning	671,380	654,605	(16,775)	659,247	4,642
		19255	PW City Capital Imprv Planning	2,637,662	1,937,935	(699,727)	1,224,228	(713,707)
		19476	AD Animal Shelter Facility Pla	18,563,500	200,000	(18,363,500)		(200,000)
		19483	AD City Admin Projects-disable	825,000		(825,000)		
		19486	AD Red-capital Improvements	29,685,890	4,866,553	(24,819,337)	5,165,000	298,447
		20886	ADRE HOJ Relocation		2,000,000	2,000,000	5,981,275	3,981,275
		20895	ADCC COIT Projects	569,864		(569,864)		
		20896	AD 49SVN Project (Non-COP)	12,191,367	1,949,401	(10,241,966)		(1,949,401)
		20925	ADRE Permit Center Operating	2,184,891	6,023,940	3,839,049	6,821,281	797,341
		20932	ADDP Data Policy and Privacy					
10020 Total				**81,135,209**	**28,240,991**	**(52,894,218)**	**30,233,621**	**1,992,630**

Fund Code	Fund Title	Code	Title	2019-2020 Original Budget	2020-2021 Adopted Budget	2020-2021 Change From 2019-2020	2021-2022 Adopted Budget	2021-2022 Change From 2020-2021
10493	SR Union Sq Prk, Rec, OS fee	21146	Union Sq Prk, Rec, OS fee		600,000	600,000		(600,000)
10493 Total				**0**	**600,000**	**600,000**	**0**	**(600,000)**
10600	SR Neighborhood Beautifcation	16531	AD Ccg-puc Watershed Stwd Gran	100,000	100,000		100,000	
		19598	AD Neighborhood Beautification	2,100,000	2,500,000	400,000	2,500,000	
10600 Total				**2,200,000**	**2,600,000**	**400,000**	**2,600,000**	**0**
10670	SR Eastern Neighborhood CI	10804	AD Adm - Interagency Planning	200,000	200,000		200,000	
10670 Total				**200,000**	**200,000**	**0**	**200,000**	**0**
11440	SR Conv Fac Fd-Continuing	19491	AD Moscone Conv Fac Capital Pr	3,000,000	1,000,000	(2,000,000)	1,000,000	
11440 Total				**3,000,000**	**1,000,000**	**(2,000,000)**	**1,000,000**	**0**
11445	SR Conv Fac Fd-Moscone Expan D	19804	Moscone Expansion District	27,579,394	27,729,516	150,122	27,734,016	4,500
11445 Total				**27,579,394**	**27,729,516**	**150,122**	**27,734,016**	**4,500**
11802	SR Culture & Rec Hotel Tax	20451	Grants For the Arts	16,862,000	13,203,000	(3,659,000)	14,523,300	1,320,300
11802 Total				**16,862,000**	**13,203,000**	**(3,659,000)**	**14,523,300**	**1,320,300**
12650	SR Vital & Hlth Stat Fees	17083	HC Vital & Health Stats Fd	80,000	60,000	(20,000)	60,000	
12650 Total				**80,000**	**60,000**	**(20,000)**	**60,000**	**0**
14300	SR Real Property	17375	Real Estate Div Facilities Inv	1,378,998	1,104,280	(274,718)	1,137,408	33,128
		17377	Real Estate Projects	7,295,000	95,000	(7,200,000)	95,000	
		17378	Real Estate Real Property Fund	131,066,643	141,963,012	10,896,369	157,387,525	15,424,513
14300 Total				**139,740,641**	**143,162,292**	**3,421,651**	**158,619,933**	**15,457,641**
14400	SR Yerba Buena Gardens	17379	Yerba Buena Gardens Project	1,500,000	3,304,226	1,804,226	2,420,000	(884,226)
		20307	Yerba Buena Gardens Operations	10,817,683	7,042,517	(3,775,166)	11,384,544	4,342,027
14400 Total				**12,317,683**	**10,346,743**	**(1,970,940)**	**13,804,544**	**3,457,801**
15680	CP SF Capital Planning	17670	GE Capital Planning Fund-holdi	4,000,000	250,000	(3,750,000)		(250,000)
		19255	PW City Capital Imprv Planning	350,000		(350,000)		
		20886	ADRE HOJ Relocation		1,050,000	1,050,000		(1,050,000)
15680 Total				**4,350,000**	**1,300,000**	**(3,050,000)**	**0**	**(1,300,000)**
31920	TI Continuing Authority Ctrl	19599	AD Treasure Island Project	17,420,185	24,897,413	7,477,228	24,225,495	(671,918)
		20275	AD Treasure Island Art Fee		2,200,000	2,200,000	2,200,000	
31920 Total				**17,420,185**	**27,097,413**	**9,677,228**	**26,425,495**	**(671,918)**
Continuing Projects - Authority Control Total				**304,885,112**	**255,539,955**	**(49,345,157)**	**275,200,909**	**19,660,954**

Grants Projects

Fund Code	Fund Title	Code	Title	2019-2020 Original Budget	2020-2021 Adopted Budget	2020-2021 Change From 2019-2020	2021-2022 Adopted Budget	2021-2022 Change From 2020-2021
12550	SR Grants; GSF Continuing	10034861	ADCE Census2020 Complete Count	546,212	368,819	(177,393)		(368,819)
		10036101	ADFM Fuel Truck UASI Grant		200,000	200,000		(200,000)

Fund Code	Fund Title	Code	Title	2019-2020 Original Budget	2020-2021 Adopted Budget	2020-2021 Change From 2019-2020	2021-2022 Adopted Budget	2021-2022 Change From 2020-2021
12550 Total				**546,212**	**568,819**	**22,607**	**0**	**(568,819)**
13550	SR Public Protection-Grant	10034841	ADME Coverdell Subaward 2019	55,428		(55,428)		
		10036541	ADME Coverdell Subaward 2020		56,980	56,980		(56,980)
13550 Total				**55,428**	**56,980**	**1,552**	**0**	**(56,980)**
Grants Projects Total				**601,640**	**625,799**	**24,159**	**0**	**(625,799)**

Work Orders/Overhead

Fund Code	Fund Title	Code	Title	2019-2020 Original Budget	2020-2021 Adopted Budget	2020-2021 Change From 2019-2020	2021-2022 Adopted Budget	2021-2022 Change From 2020-2021
10060	GF Work Order	296644	ADM Internal Services	31,657,774	39,560,079	7,902,305	43,779,961	4,219,882
10060 Total				**31,657,774**	**39,560,079**	**7,902,305**	**43,779,961**	**4,219,882**
Work Orders/Overhead Total				**31,657,774**	**39,560,079**	**7,902,305**	**43,779,961**	**4,219,882**
Total Uses of Funds				**526,530,214**	**471,084,939**	**(55,445,275)**	**513,841,945**	**42,757,006**

Department: DPW GSA Public Works

Fund Summary

Fund Title	2019-2020 Original Budget	2020-2021 Adopted Budget	2020-2021 Change From 2019-2020	2021-2022 Adopted Budget	2021-2022 Change From 2020-2021
City Facilities Improvement Fd	500,000	(9,000,000)	(9,500,000)		9,000,000
Community / Neighborhood Dev	8,345,000	2,400,000	(5,945,000)	10,118,680	7,718,680
Gasoline Tax Fund	50,015,244	56,784,693	6,769,449	56,140,289	(644,404)
General Fund	278,739,163	255,703,317	(23,035,846)	242,499,934	(13,203,383)
Public Wks Trans and Commerce	34,605,712	44,443,851	9,838,139	43,370,781	(1,073,070)
Street Improvement Fund	14,521,400	1,581,145	(12,940,255)		(1,581,145)
Total Uses by Funds	**386,726,519**	**351,913,006**	**(34,813,513)**	**352,129,684**	**216,678**

Division Summary

DPW Administration	(18,077,942)	(17,007,794)	1,070,148	(17,491,245)	(483,451)
DPW Buildings	32,888,437	44,697,054	11,808,617	43,885,609	(811,445)
DPW Infrastructure	166,161,094	109,730,974	(56,430,120)	127,633,374	17,902,400
DPW Operations	205,754,930	214,492,772	8,737,842	198,101,946	(16,390,826)
Total Uses by Division	**386,726,519**	**351,913,006**	**(34,813,513)**	**352,129,684**	**216,678**

Chart of Account Summary

Salaries	112,257,285	130,518,767	18,261,482	131,130,135	611,368
Mandatory Fringe Benefits	55,338,275	52,723,171	(2,615,104)	54,893,431	2,170,260
Non-Personnel Services	23,119,726	19,426,490	(3,693,236)	22,249,558	2,823,068
City Grant Program	11,485,895	25,229,902	13,744,007	10,136,825	(15,093,077)
Capital Outlay	113,686,048	48,930,488	(64,755,560)	60,275,617	11,345,129
Facilities Maintenance	4,315,587	617,110	(3,698,477)	490,466	(126,644)
Intrafund Transfers Out	540,701	922,081	381,380	2,498,743	1,576,662
Materials & Supplies	5,408,092	6,930,555	1,522,463	5,663,690	(1,266,865)
Overhead and Allocations	(8,418,305)	117,819	8,536,124	185,354	67,535
Programmatic Projects	14,674,307	12,196,118	(2,478,189)	9,846,923	(2,349,195)
Services Of Other Depts	51,761,084	46,060,206	(5,700,878)	47,965,740	1,905,534
Transfers Out	3,098,525	3,098,525		3,098,525	
Unappropriated Rev-Designated		6,063,855	6,063,855	6,193,420	129,565
Transfer Adjustment - Uses	(540,701)	(922,081)	(381,380)	(2,498,743)	(1,576,662)
Total Uses by Chart of Account	**386,726,519**	**351,913,006**	**(34,813,513)**	**352,129,684**	**216,678**

Sources of Funds Detail by Account

420320	Cafe Tables And Chairs	375,251	187,500	(187,751)	290,000	102,500
420340	Sidewalk Display	149,753	75,000	(74,753)	115,000	40,000
420350	Sidewalk Flower Markets	4,002	3,000	(1,002)	3,000	
420370	Newsrack Fees	52,248	30,000	(22,248)	30,000	
425920	Penalties	37,375		(37,375)		
430150	Interest Earned - Pooled Cash	41,661	1,622,806	1,581,145	41,661	(1,581,145)
443111	FEMA - Federal Share		8,000,000	8,000,000		(8,000,000)
444931	Fed Grants Pass-Thru State-Oth	11,771,400		(11,771,400)		
446211	Motor Vehicle Fuel Tax	4,891,600	5,056,289	164,689	5,056,289	
446212	Gas Tax Apportionment 725	6,049,500	6,431,909	382,409	6,431,909	
446213	Gas Tax Apportionment City	20,609,536	23,489,035	2,879,499	23,593,362	104,327
446214	Gas Tax Apportionment County	1,728,146	11,446,837	9,718,691	11,502,510	55,673
448912	Gas Tax Prop-111 Sec2105 Conty	2,198,068	2,501,790	303,722	2,501,790	
448914	Gas Tax Prop-111 Sec 2105 City	4,051,600	4,909,282	857,682	4,909,282	
460148	Solid Waste Impound Acct Fee	8,760,285	8,760,285		8,760,285	
460198	Recovery General Govt Cost	9,318,058		(9,318,058)		
460199	Other General Government Chrge	200,000	1,200,000	1,000,000	1,200,000	
460500	'Parklets' Permit Fee	21,242	16,330	(4,912)	16,500	170
460600	Mobile Food Facilities Permit	21,785	16,747	(5,038)	17,000	253
460627	Curb Reconfiguration Charge	13,932	26,518	12,586	26,900	382
460631	Excavation Inspection		196,000	196,000		(196,000)
460637	Street Space	5,385,341	11,043,695	5,658,354	12,028,873	985,178
460639	Misc Service Charges-DPW	986,702	1,010,000	23,298	1,020,000	10,000
460641	Debris Boxes	200,496	584,250	383,754	590,000	5,750
460642	Sidewalk Permit	42,505	43,568	1,063	44,000	432
460647	Right-Of-Way Assessment	5,605,151	170,424	(5,434,727)	172,000	1,576
460675	Encroachment Assessment Fee	1,530,510	1,568,773	38,263	1,585,000	16,227
460699	Other Public Safety Charges	2,407,427	2,591,843	184,416	2,591,843	
460801	Street Cleaning State Highway	630,000	630,000		630,000	
460802	Street Repair State Highway	170,000	170,000		170,000	
461122	Parking Plan Admin Fees	196,553	201,467	4,914	204,000	2,533
461123	Parking Plan Inspection Fees	552,681	566,498	13,817	572,000	5,502
475415	Community ImprovementImpactFee	8,345,000	2,400,000	(5,945,000)	10,118,680	7,718,680
479960	Contribution fr Property Owner		(9,000,000)	(9,000,000)		9,000,000
480141	Proceeds FromCertOfParticipatn	2,750,000		(2,750,000)		
486010	Exp Rec Fr Asian Arts Musm AAO		10,712	10,712	11,087	375
486020	Exp Rec Fr Airport (AAO)		155,436	155,436	57,376	(98,060)

486030	Exp Rec Fr Admin Svcs (AAO)		3,090,041	3,090,041	3,117,851	27,810
486050	Exp Rec Fr Adult Probation AAO		27,718	27,718	28,688	970
486090	Exp Rec Fr Board Of Supv (AAO)		22,895	22,895	23,697	802
486100	Exp Rec Fr Bus & Enc Dev (AAO)		5,552,308	5,552,308	5,552,308	
486110	Exp Rec Fr Bldg Inspection AAO		152,178	152,178	156,096	3,918
486190	Exp Rec Fr Child;Youth&Fam AAO	300,000	200,000	(100,000)	200,000	
486195	EXP REC Fr HomelessnessSvcsAAO		144,259	144,259	147,987	3,728
486230	Exp Rec Fr City Planning (AAO)		132,250	132,250	83,295	(48,955)
486270	Exp Rec Fr Distrct Attorny AAO		5,000	5,000	5,000	
486290	Exp Rec Fr Emergency Comm Dept		118,803	118,803	118,803	
486320	Exp Rec Fr Environment (AAO)	4,727,838	3,585,982	(1,141,856)	3,048,085	(537,897)
486340	Exp Rec Fr Fire Dept (AAO)		180,984	180,984	187,320	6,336
486370	Exp Rec Fr Comm Health Svc AAO		217,538	217,538	225,153	7,615
486380	Exp Rec Fr Sf Gen Hospital AAO		1,276,966	1,276,966	1,321,660	44,694
486390	Exp Rec Fr Laguna Honda AAO		443,954	443,954	459,492	15,538
486430	Exp Rec Fr Public Library AAO		1,785,711	1,785,711	1,835,980	50,269
486460	Exp Rec Fr Muni TransprtnAAO		2,951,591	2,951,591	3,005,502	53,911
486500	Exp Rec Fr Police Comssn AAO		1,187,800	1,187,800	1,286,960	99,160
486520	Exp Rec Fr Parking&Traffic AAO	542,644	1,083,268	540,624	1,110,584	27,316
486530	Exp Rec Fr Port Commission AAO	296,000	378,700	82,700	378,700	
486560	Exp Rec Fr Public Works (AAO)		3,538,277	3,538,277	3,538,277	
486570	Exp Rec Fr Rent ArbtrtonBd AAO		100,000	100,000	100,000	
486600	Exp Rec Fr Real Estate (AAO)		742,429	742,429	750,984	8,555
486610	Exp Rec Fr Regstar Of Votr AAO		12,019	12,019	12,440	421
486630	Exp Rec Fr Rec & Park (AAO)		464,512	464,512	464,512	
486670	Exp Rec Fr Sheriff (AAO)		330,516	330,516	342,084	11,568
486690	Exp Rec Fr Human Services AAO		74,945	74,945	77,569	2,624
486710	Exp Rec From Isd (AAO)		310,613	310,613	319,532	8,919
486740	Exp Rec Fr PUC (AAO)		1,626,397	1,626,397	1,637,446	11,049
486750	Exp Rec Fr Hetch Hetchy (AAO)	53,561	64,273	10,712	66,523	2,250
486760	Exp Rec Fr Water Dept (AAO)		1,480,971	1,480,971	1,532,805	51,834
486800	Exp Rec Fr Cleanwater (AAO)	6,550,393	15,037,991	8,487,598	15,522,999	485,008
486990	Exp Rec-General Unallocated	134,663,550	108,122,705	(26,540,845)	112,339,059	4,216,354
495007	ITI Fr 2S/GTF-Gasoline Tax Fd	540,701	922,081	381,380	2,498,743	1,576,662
495013	ITI Fr 2S/PWF-Public Works Fd		2,193,616	2,193,616		(2,193,616)
499998	Prior Year Designated Reserve	500,000		(500,000)		
499999	Beg Fund Balance - Budget Only	1,795,075	13,639,997	11,844,922	11,992,139	(1,647,858)
999989	ELIMSD TRANSFER ADJ-SOURCES	(540,701)	(922,081)	(381,380)	(2,498,743)	(1,576,662)
General Fund Support		138,199,650	95,519,805	(42,679,845)	86,849,807	(8,669,998)

Total Sources by Fund	**386,726,519**	**351,913,006**	**(34,813,513)**	**352,129,684**	**216,678**

Reserved Appropriations

Board Reserves:

10034422	PW Operating	840,000	840,000	840,000	
Board Reserves: Total		**840,000**	**840,000**	**840,000**	**0**

Controller Reserves:

10034845	PW MO Living Alleys Budget	1,500,000	1,500,000	500,000	(1,000,000)
10034846	PW MO Sidewalk Greening Budget	100,000	100,000	100,000	
10036363	PW CS Ped Byc and Stcp Budget	200,000	200,000		(200,000)
10036513	PW CS Design & Planning Budget	100,000	100,000		(100,000)
10036514	PW MO BMS 10th Octavia Budget			500,000	500,000
10036515	PW MO HUB Public Realm Budget			9,018,680	9,018,680
Controller Reserves: Total		**1,900,000**	**1,900,000**	**10,118,680**	**8,218,680**

Uses of Funds Detail Appropriation

Operating

Fund Code	Fund Title	Code	Title	2019-2020 Original Budget	2020-2021 Adopted Budget	2020-2021 Change From 2019-2020	2021-2022 Adopted Budget	2021-2022 Change From 2020-2021
10000	GF Annual Account Ctrl		Salaries	27,670,832	22,901,935	(4,768,897)	22,378,170	(523,765)
			Mandatory Fringe Benefits	11,866,535	10,785,084	(1,081,451)	10,839,490	54,406
			Non-Personnel Services	1,574,674	1,374,674	(200,000)	1,374,674	
			City Grant Program	9,584,895	8,371,825	(1,213,070)	8,371,825	
			Capital Outlay	1,723,943	710,447	(1,013,496)	999,999	289,552
			Materials & Supplies	943,414	943,414		943,414	
			Overhead and Allocations	21,054,798	27,064,319	6,009,521	27,324,615	260,296
			Services Of Other Depts	1,072,152	1,154,498	82,346	1,437,446	282,948
10000 Total				**75,491,243**	**73,306,196**	**(2,185,047)**	**73,669,633**	**363,437**
12770	SR Gas Tax-Annually Budgeted		Salaries					
			Mandatory Fringe Benefits					
12770 Total				**0**	**0**	**0**	**0**	**0**
12790	SR Road - Annually Budgeted		Salaries					
			Mandatory Fringe Benefits					
12790 Total				**0**	**0**	**0**	**0**	**0**
Operating Total				**75,491,243**	**73,306,196**	**(2,185,047)**	**73,669,633**	**363,437**

Annual Projects - Authority Control

Fund Code	Fund Title	Code	Title	2019-2020 Original Budget	2020-2021 Adopted Budget	2020-2021 Change From 2019-2020	2021-2022 Adopted Budget	2021-2022 Change From 2020-2021
12769	SR Gas Tax Annual Authority	20680	PW SES - Street Env Services	6,314,307	8,076,566	1,762,259	8,256,617	180,051
		20681	PW BUF - Urban Forestry	8,483,548	8,816,953	333,405	8,798,876	(18,077)
		21412	IT Systems and Equipment		5,500	5,500	5,500	
12769 Total				**14,797,855**	**16,899,019**	**2,101,164**	**17,060,993**	**161,974**
12789	SR Road Annual Authority	20679	PW SSR - Street & Sewer Repair	6,585,249	7,015,674	430,425	6,049,296	(966,378)
12789 Total				**6,585,249**	**7,015,674**	**430,425**	**6,049,296**	**(966,378)**
Annual Projects - Authority Control Total				**21,383,104**	**23,914,693**	**2,531,589**	**23,110,289**	**(804,404)**

Continuing Projects - Authority Control

Fund Code	Fund Title	Code	Title	2019-2020 Original Budget	2020-2021 Adopted Budget	2020-2021 Change From 2019-2020	2021-2022 Adopted Budget	2021-2022 Change From 2020-2021
10020	GF Continuing Authority Ctrl	17066	Mission Bay Transportation Imp	558,422	259,441	(298,981)	589,638	330,197
		17874	PW Architectural Building Proj	250,000		(250,000)		
		18883	PW Complete Streets	170,540	100,000	(70,540)		(100,000)
		19038	PW Sidewalks (Public Property)	1,575,000	1,076,458	(498,542)	1,135,663	59,205
		19145	PW Facilities Maintenance	442,486	467,110	24,624	490,466	23,356
		19329	WI Infrastructure Debt Service	5,719,090	5,225,538	(493,552)	5,358,583	133,045
		19374	PW Addbacks		500,000	500,000	500,000	
		19375	PW Addbacks Prog (BOS)	19,000	19,000		19,000	
		19411	PW Hunters View Project	533,600		(533,600)		
		19441	PW Potholes	2,363,930	2,112,852	(251,078)	900,000	(1,212,852)
		19454	PW Landscape-Median Maint	132,970	139,619	6,649	147,298	7,679
		20680	PW SES - Street Env Services	2,750,000		(2,750,000)		
		20683	PW Citywide Projects	2,345,000	365,000	(1,980,000)	365,000	
		20684	PW District 1 Projects	60,000		(60,000)		
		20685	PW District 2 Projects	330,000	330,000		330,000	
		20686	PW District 3 Projects	450,000	500,000	50,000	200,000	(300,000)
		20687	PW District 4 Projects	172,000	154,000	(18,000)	124,000	(30,000)
		20688	PW District 5 Projects	200,000	144,000	(56,000)		(144,000)
		20689	PW District 6 Projects	440,000	166,000	(274,000)	130,000	(36,000)
		20690	PW District 7 Projects	135,000	115,776	(19,224)	50,000	(65,776)
		20691	PW District 8 Projects	162,000	110,000	(52,000)		(110,000)
		20692	PW District 9 Projects	151,000	56,000	(95,000)	56,000	
		20693	PW District 10 Projects		60,000	60,000		(60,000)
		20694	PW District 11 Projects	235,000	38,000	(197,000)	38,000	

Fund Code	Fund Title	Code	Title	2019-2020 Original Budget	2020-2021 Adopted Budget	2020-2021 Change From 2019-2020	2021-2022 Adopted Budget	2021-2022 Change From 2020-2021
10020	GF Continuing Authority Ctrl	20962	ERAF Vision Zero	2,500,000		(2,500,000)		
		80142	PW City Facility Projects	200,000	150,000	(50,000)		(150,000)
		80143	PW Curb Ramp Program	9,287,975	3,000,948	(6,287,027)	1,450,312	(1,550,636)
		80145	PW Plaza Improvements	250,000		(250,000)		
		80146	PW Plaza Inspect & Repair Pgm	411,328	116,894	(294,434)	123,323	6,429
		80147	PW Street Bridge Program				2,120,000	2,120,000
		80148	PW Street Resurfacing Program	30,200,000	5,928,024	(24,271,976)	4,978,594	(949,430)
		80149	PW Street Tree Establishment	772,500	572,500	(200,000)	500,000	(72,500)
		80150	PW Struct Inspect & Rpr Pgm	4,710,397	1,173,360	(3,537,037)	898,720	(274,640)
		80151	PW Urgent Repairs	1,057,132	401,250	(655,882)	428,813	27,563
		88888	CoVid Incident Response		16,000,000	16,000,000		(16,000,000)
10020 Total				**68,584,370**	**39,281,770**	**(29,302,600)**	**20,933,410**	**(18,348,360)**
10610	SR Balboa Park CI	80144	PW IPIC Program	34,000		(34,000)		
10610 Total				**34,000**	**0**	**(34,000)**	**0**	**0**
10670	SR Eastern Neighborhood CI	80144	PW IPIC Program		300,000	300,000		(300,000)
10670 Total				**0**	**300,000**	**300,000**	**0**	**(300,000)**
10820	SR Market & Octavia CI	80144	PW IPIC Program	3,100,000	2,100,000	(1,000,000)	10,118,680	8,018,680
10820 Total				**3,100,000**	**2,100,000**	**(1,000,000)**	**10,118,680**	**8,018,680**
10860	SR Rincon Hill and SOMA CI	80144	PW IPIC Program	911,000		(911,000)		
10860 Total				**911,000**	**0**	**(911,000)**	**0**	**0**
10880	SR Transit Center District	80144	PW IPIC Program	4,300,000		(4,300,000)		
10880 Total				**4,300,000**	**0**	**(4,300,000)**	**0**	**0**
12760	SR Special Gas Tax St Impvt	80148	PW Street Resurfacing Program	3,385,110	5,751,049	2,365,939	5,372,862	(378,187)
12760 Total				**3,385,110**	**5,751,049**	**2,365,939**	**5,372,862**	**(378,187)**
12775	SR RMRA City Capital Funding	80148	PW Street Resurfacing Program	15,210,426	15,681,714	471,288	16,164,228	482,514
12775 Total				**15,210,426**	**15,681,714**	**471,288**	**16,164,228**	**482,514**
12780	SR Road	80148	PW Street Resurfacing Program	1,718,546	3,068,951	1,350,405	2,867,138	(201,813)
12780 Total				**1,718,546**	**3,068,951**	**1,350,405**	**2,867,138**	**(201,813)**
12785	SR RMRA County Capital Funding	80148	PW Street Resurfacing Program	8,318,058	8,368,286	50,228	8,625,772	257,486
12785 Total				**8,318,058**	**8,368,286**	**50,228**	**8,625,772**	**257,486**
13970	SR Services to Outside Agncy	19377	PW Development Review Services	1,000,000	1,000,000		1,000,000	
13970 Total				**1,000,000**	**1,000,000**	**0**	**1,000,000**	**0**
13980	SR Other Special Revenue	19404	PW Sidewalks (Priv Property)	2,407,427	2,591,843	184,416	2,591,843	
		19408	WU Excav.fund City Conduit&com		196,000	196,000		(196,000)
13980 Total				**2,407,427**	**2,787,843**	**380,416**	**2,591,843**	**(196,000)**
13985	SR 2016 Prop E StreetTreeMaint	20448	PW Tree Maintenance Fund	1,768,000		(1,768,000)		
		20681	PW BUF - Urban Forestry	20,670,000	17,740,000	(2,930,000)	19,900,000	2,160,000

Fund Code	Fund Title	Code	Title	2019-2020 Original Budget	2020-2021 Adopted Budget	2020-2021 Change From 2019-2020	2021-2022 Adopted Budget	2021-2022 Change From 2020-2021
13985	SR 2016 Prop E StreetTreeMaint	21412	IT Systems and Equipment		230,000	230,000	230,000	
13985 Total				**22,438,000**	**17,970,000**	**(4,468,000)**	**20,130,000**	**2,160,000**
14000	SR Solid Waste Projects	20680	PW SES - Street Env Services	8,760,285	10,953,901	2,193,616	8,760,285	(2,193,616)
14000 Total				**8,760,285**	**10,953,901**	**2,193,616**	**8,760,285**	**(2,193,616)**
15500	CPXCF 10 EQ SFTY&EMY RE S2014C	21451	PPW ESER 2010 TCFSD		2,338,024	2,338,024		(2,338,024)
		11091	PW ESER 2010 Master Project		(2,338,024)	(2,338,024)		2,338,024
15500 Total				**0**	**0**	**0**	**0**	**0**
15680	CP SF Capital Planning	17874	PW Architectural Building Proj	500,000		(500,000)		
15680 Total				**500,000**	**0**	**(500,000)**	**0**	**0**
15789	CPXCF CFD Spcl Tax Bd S19A-TTC	80144	PW IPIC Program		(9,000,000)	(9,000,000)		9,000,000
15789 Total				**0**	**(9,000,000)**	**(9,000,000)**	**0**	**9,000,000**
17080	CPSIF 2011 RD REPV&ST SFY-12C	19040	PW 2011 Streets Bond		41,494	41,494		(41,494)
17080 Total				**0**	**41,494**	**41,494**	**0**	**(41,494)**
17090	CPSIF 2011 RD REPV&ST SFY-13C	19040	PW 2011 Streets Bond		597,726	597,726		(597,726)
17090 Total				**0**	**597,726**	**597,726**	**0**	**(597,726)**
17102	CPSIF COP REFUNDING ST IMP2019	80148	PW Street Resurfacing Program	2,750,000		(2,750,000)		
17102 Total				**2,750,000**	**0**	**(2,750,000)**	**0**	**0**
17260	CPSIF 2011 RD REPV&ST SFY-16E	19040	PW 2011 Streets Bond		941,925	941,925		(941,925)
17260 Total				**0**	**941,925**	**941,925**	**0**	**(941,925)**
Continuing Projects - Authority Control Total				**143,417,222**	**99,844,659**	**(43,572,563)**	**96,564,218**	**(3,280,441)**

Grants Projects

Fund Code	Fund Title	Code	Title	2019-2020 Original Budget	2020-2021 Adopted Budget	2020-2021 Change From 2019-2020	2021-2022 Adopted Budget	2021-2022 Change From 2020-2021
17210	CPSIF Street Impvt-Fed	10031502	PW Islais Crk Brg Rehab	11,771,400		(11,771,400)		
17210 Total				**11,771,400**	**0**	**(11,771,400)**	**0**	**0**
Grants Projects Total				**11,771,400**	**0**	**(11,771,400)**	**0**	**0**

Work Orders/Overhead

Fund Code	Fund Title	Code	Title	2019-2020 Original Budget	2020-2021 Adopted Budget	2020-2021 Change From 2019-2020	2021-2022 Adopted Budget	2021-2022 Change From 2020-2021
10040	GF PW Work Order	207990	DPW Operations	62,830,198	59,833,306	(2,996,892)	61,686,904	1,853,598

Fund Code	Fund Title	Code	Title	2019-2020 Original Budget	2020-2021 Adopted Budget	2020-2021 Change From 2019-2020	2021-2022 Adopted Budget	2021-2022 Change From 2020-2021
10040	GF PW Work Order	207988	DPW Infrastructure	46,164,927	45,084,677	(1,080,250)	48,813,753	3,729,076
		207989	DPW Buildings	25,668,425	37,789,892	12,121,467	36,964,592	(825,300)
		229889	DPW Administration		407,476	407,476	431,642	24,166
10040 Total				**134,663,550**	**143,115,351**	**8,451,801**	**147,896,891**	**4,781,540**
13920	SR PW-Overhead	229889	DPW Administration	40,388,249	40,438,628	50,379	41,357,950	919,322
		207990	DPW Operations	27,419,626	27,030,847	(388,779)	27,442,449	411,602
		207988	DPW Infrastructure	25,534,957	22,978,839	(2,556,118)	24,558,105	1,579,266
		207989	DPW Buildings	20,013,791	23,037,148	3,023,357	22,658,931	(378,217)
			Transfer Adjustment - Uses	(113,356,623)	(104,661,450)	8,695,173	(107,311,233)	(2,649,783)
13920 Total				**0**	**8,824,012**	**8,824,012**	**8,706,202**	**(117,810)**
13940	SR PW Paid Time Off	207988	DPW Infrastructure		10,008,999	10,008,999	10,537,150	528,151
		207989	DPW Buildings		5,380,552	5,380,552	5,653,130	272,578
		207990	DPW Operations		15,147,483	15,147,483	15,503,805	356,322
		229889	DPW Administration		4,149,513	4,149,513	4,196,767	47,254
			Transfer Adjustment - Uses		(31,778,452)	(31,778,452)	(33,708,401)	(1,929,949)
13940 Total				**0**	**2,908,095**	**2,908,095**	**2,182,451**	**(725,644)**
Work Orders/Overhead Total				**134,663,550**	**154,847,458**	**20,183,908**	**158,785,544**	**3,938,086**
Total Uses of Funds				**386,726,519**	**351,913,006**	**(34,813,513)**	**352,129,684**	**216,678**

Department: DT GSA - Technology

Fund Summary

Fund Title	2019-2020 Original Budget	2020-2021 Adopted Budget	2020-2021 Change From 2019-2020	2021-2022 Adopted Budget	2021-2022 Change From 2020-2021
General Fund	12,644,011	8,491,586	(4,152,425)	8,145,799	(345,787)
General Services Fund	2,787,243	2,390,000	(397,243)	2,390,000	
Telecom & Information Fund	125,059,022	120,591,059	(4,467,963)	120,947,814	356,755
Total Uses by Funds	**140,490,276**	**131,472,645**	**(9,017,631)**	**131,483,613**	**10,968**

Division Summary

DT Administration	55,069,544	49,772,234	(5,297,310)	49,818,161	45,927
DT Capital And Equipment	2,460,523	1,100,000	(1,360,523)	636,637	(463,363)
DT Chief Technology Officer	2,030,530	(51,501)	(2,082,031)	(51,918)	(417)
DT Communications	6,639,198	6,821,709	182,511	6,678,476	(143,233)
DT Cybersecurity	6,100,036	7,930,995	1,830,959	8,063,997	133,002
DT Enterprise Applications	4,843,047	6,947,964	2,104,917	6,975,050	27,086
DT Infrastructure & Operations	35,482,156	29,587,612	(5,894,544)	27,746,988	(1,840,624)
DT Innovation	866,653	1,000,501	133,848	1,004,225	3,724
DT JUSTIS	2,971,911	2,691,679	(280,232)	2,820,151	128,472
DT Public Safety	12,367,242	12,958,236	590,994	14,672,482	1,714,246
DT Rate Model DataSF	1,306,446	1,346,852	40,406	1,346,852	
DT Support Services	10,352,990	11,366,364	1,013,374	11,772,512	406,148
Total Uses by Division	**140,490,276**	**131,472,645**	**(9,017,631)**	**131,483,613**	**10,968**

Chart of Account Summary

Salaries	30,255,061	30,880,149	625,088	31,228,690	348,541
Mandatory Fringe Benefits	13,409,950	14,383,162	973,212	15,124,818	741,656
Non-Personnel Services	63,933,981	63,892,765	(41,216)	63,782,319	(110,446)
Capital Outlay	6,229,747	1,723,160	(4,506,587)	1,358,628	(364,532)
Intrafund Transfers Out		5,610,000	5,610,000	4,000,000	(1,610,000)
Materials & Supplies	4,965,169	3,606,324	(1,358,845)	3,166,324	(440,000)
Overhead and Allocations	(9,487)	787,075	796,562	787,075	
Programmatic Projects	10,225,162	5,521,500	(4,703,662)	4,511,500	(1,010,000)
Services Of Other Depts	11,414,192	10,611,511	(802,681)	10,857,630	246,119
Transfers Out	6,875,162		(6,875,162)		

Unappropriated Rev-Designated		66,501	66,999	498	666,629	599,630
Transfer Adjustment - Uses		(6,875,162)	(5,610,000)	1,265,162	(4,000,000)	1,610,000
Total Uses by Chart of Account		**140,490,276**	**131,472,645**	**(9,017,631)**	**131,483,613**	**10,968**
	Sources of Funds Detail by Account					
420630	Cable Tv Franchise	2,728,400	2,390,000	(338,400)	2,390,000	
430150	Interest Earned - Pooled Cash	55,000		(55,000)		
439899	Other City Property Rentals	176,657	177,449	792	178,265	816
439909	Other Concessions - Misc	648,000	648,000		648,000	
449997	City Depts Revenue From OCII	91,338	82,716	(8,622)	84,037	1,321
486010	Exp Rec Fr Asian Arts Musm AAO	173,150	172,045	(1,105)	171,902	(143)
486020	Exp Rec Fr Airport (AAO)	1,246,765	1,459,318	212,553	1,549,423	90,105
486030	Exp Rec Fr Admin Svcs (AAO)	3,008,391	3,777,912	769,521	3,806,807	28,895
486050	Exp Rec Fr Adult Probation AAO	595,521	550,619	(44,902)	566,853	16,234
486060	Exp Rec Fr Art Commission AAO	132,732	137,523	4,791	137,585	62
486070	Exp Rec Fr Assessor (AAO)	569,541	756,341	186,800	718,726	(37,615)
486090	Exp Rec Fr Board Of Supv (AAO)	310,959	309,069	(1,890)	310,932	1,863
486100	Exp Rec Fr Bus & Enc Dev (AAO)	304,664	326,662	21,998	325,711	(951)
486110	Exp Rec Fr Bldg Inspection AAO	7,537,552	1,939,309	(5,598,243)	1,964,997	25,688
486170	Exp Rec Fr Chld Supprt SvcsAAO	232,612	176,207	(56,405)	176,330	123
486190	Exp Rec Fr Child;Youth&Fam AAO	263,305	463,319	200,014	462,435	(884)
486195	EXP REC Fr HomelessnessSvcsAAO	258,440	376,615	118,175	369,922	(6,693)
486200	Exp Rec Fr Children & Fam AAO	33,280	35,101	1,821	33,746	(1,355)
486220	Exp Rec Fr Controller (AAO)	4,870,459	4,451,641	(418,818)	4,353,211	(98,430)
486230	Exp Rec Fr City Planning (AAO)	1,319,613	1,182,465	(137,148)	971,552	(210,913)
486240	Exp Rec Fr Civil Service (AAO)	20,274	17,837	(2,437)	17,808	(29)
486250	Exp Rec Fr City Attorney (AAO)	761,491	782,939	21,448	782,086	(853)
486270	Exp Rec Fr Distrct Attorny AAO	847,224	871,166	23,942	868,661	(2,505)
486280	Exp Rec Fr Ethic Comssn AAO	112,317	105,534	(6,783)	106,009	475
486310	Exp Rec Fr EmergcyComcationAAO	1,500,927	1,438,480	(62,447)	1,511,056	72,576
486320	Exp Rec Fr Environment (AAO)	274,806	249,871	(24,935)	252,120	2,249
486330	Exp Rec Fr Fine Arts Musm AAO	208,798	211,794	2,996	211,339	(455)
486340	Exp Rec Fr Fire Dept (AAO)	6,036,408	6,181,237	144,829	6,430,788	249,551
486350	Exp Rec Fr Gen City Resp AAO	5,527,411	5,001,264	(526,147)	5,119,310	118,046
486370	Exp Rec Fr Comm Health Svc AAO	20,365,648	20,522,692	157,044	20,676,440	153,748
486410	Exp Rec Fr Hss (AAO)	262,751	241,634	(21,117)	240,164	(1,470)
486420	Exp Rec Fr Juvenile Court AAO	651,242	641,833	(9,409)	658,511	16,678
486430	Exp Rec Fr Public Library AAO	2,398,417	3,267,774	869,357	2,890,271	(377,503)
486440	Exp Rec Fr Law Library (AAO)	33,218	23,961	(9,257)	24,183	222

486460	Exp Rec Fr Muni TransprtnAAO	13,881,285	14,859,220	977,935	14,913,516	54,296
486470	Exp Rec Fr Mayor (AAO)	402,121	435,663	33,542	435,170	(493)
486490	Exp Rec Fr Permit Appeals AAO	85,416	71,071	(14,345)	71,212	141
486500	Exp Rec Fr Police Comssn AAO	14,353,462	14,646,963	293,501	15,210,037	563,074
486510	Exp Rec Fr Public Defender AAO	536,011	555,915	19,904	560,407	4,492
486530	Exp Rec Fr Port Commission AAO	1,374,956	1,410,208	35,252	1,440,626	30,418
486560	Exp Rec Fr Public Works (AAO)	6,451,985	6,384,700	(67,285)	6,522,968	138,268
486565	Exp Rec Fr Police AcctbiltyAAO	170,804	157,487	(13,317)	158,432	945
486570	Exp Rec Fr Rent ArbtrtonBd AAO	101,415	100,337	(1,078)	100,044	(293)
486580	Exp Rec Fr Human Rights (AAO)	76,406	87,076	10,670	87,478	402
486590	Exp Rec Fr Human Resources AAO	569,557	610,708	41,151	611,393	685
486610	Exp Rec Fr Regstar Of Votr AAO	221,161	210,710	(10,451)	210,047	(663)
486630	Exp Rec Fr Rec & Park (AAO)	3,194,225	3,352,348	158,123	3,384,615	32,267
486640	Exp Rec Fr Retirement Sys AAO	419,243	363,214	(56,029)	370,219	7,005
486670	Exp Rec Fr Sheriff (AAO)	3,465,067	3,799,581	334,514	3,678,697	(120,884)
486690	Exp Rec Fr Human Services AAO	6,903,683	6,901,838	(1,845)	6,946,785	44,947
486710	Exp Rec From Isd (AAO)	778,488	644,329	(134,159)	644,329	
486720	Exp Rec Fr Treas-Tax Coll AAO	1,327,853	1,220,050	(107,803)	1,228,804	8,754
486740	Exp Rec Fr PUC (AAO)	6,326,987	6,958,946	631,959	6,506,155	(452,791)
486750	Exp Rec Fr Hetch Hetchy (AAO)	369,291	336,579	(32,712)	337,085	506
486760	Exp Rec Fr Water Dept (AAO)	1,601,798	1,214,113	(387,685)	1,215,037	924
486780	Exp Rec Fr War Memorial (AAO)	182,673	175,892	(6,781)	175,806	(86)
486790	Exp Rec Fr Status Of Women AAO	23,858	27,151	3,293	27,324	173
486800	Exp Rec Fr Cleanwater (AAO)	976,077	728,327	(247,750)	727,823	(504)
487990	Exp Rec-Unallocated Non-AAO Fd	360,114	343,742	(16,372)	358,701	14,959
493040	OTI Fr 6I/TIF-DTIS-Telcom&Info	6,875,162		(6,875,162)		
495032	ITI Fr 6I/TIF-DTIS-Telcom&Info		5,610,000	5,610,000	4,000,000	(1,610,000)
499999	Beg Fund Balance - Budget Only	1,705,447		(1,705,447)		
999989	ELIMSD TRANSFER ADJ-SOURCES	(6,875,162)	(5,610,000)	1,265,162	(4,000,000)	1,610,000
General Fund Support		11,073,582	6,906,150	(4,167,432)	6,551,723	(354,427)
Total Sources by Fund		**140,490,276**	**131,472,645**	**(9,017,631)**	**131,483,613**	**10,968**

Uses of Funds Detail Appropriation

Operating

Fund Code	Fund Title	Code	Title	2019-2020 Original Budget	2020-2021 Adopted Budget	2020-2021 Change From 2019-2020	2021-2022 Adopted Budget	2021-2022 Change From 2020-2021
10000	GF Annual Account Ctrl		Salaries	1,513,664	1,960,787	447,123	1,590,142	(370,645)
			Mandatory Fringe Benefits	640,349	734,415	94,066	726,441	(7,974)
			Non-Personnel Services	349,876	352,361	2,485	352,534	173
			Capital Outlay	23,169	55,169	32,000		(55,169)
			Materials & Supplies	15,098	17,863	2,765	17,863	
			Overhead and Allocations	910,190	1,067,312	157,122	1,090,031	22,719
			Services Of Other Depts	9,231	500	(8,731)	500	
10000 Total				**3,461,577**	**4,188,407**	**726,830**	**3,777,511**	**(410,896)**
12500	SR Cable TV Access Dev&Prog		Non-Personnel Services	1,214,500	1,100,000	(114,500)	1,100,000	
			Materials & Supplies	1,218,900	977,790	(241,110)	977,790	
			Services Of Other Depts	298,843	312,210	13,367	312,210	
			Unappropriated Rev-Designated	55,000		(55,000)		
12500 Total				**2,787,243**	**2,390,000**	**(397,243)**	**2,390,000**	**0**
28100	ISTIF NON PROJECT CONTROLLED		Salaries	656,819	676,405	19,586	676,405	
			Mandatory Fringe Benefits	262,288	281,264	18,976	289,051	7,787
			Non-Personnel Services	19,908,478	20,353,506	445,028	20,036,656	(316,850)
			Materials & Supplies	1,400,400	490,000	(910,400)	50,000	(440,000)
			Overhead and Allocations	347,920	375,173	27,253	383,966	8,793
			Services Of Other Depts	139,999		(139,999)		
			Unappropriated Rev-Designated	11,501		(11,501)		
28100 Total				**22,727,405**	**22,176,348**	**(551,057)**	**21,436,078**	**(740,270)**
Operating Total				**28,976,225**	**28,754,755**	**(221,470)**	**27,603,589**	**(1,151,166)**

Annual Projects - Authority Control

Fund Code	Fund Title	Code	Title	2019-2020 Original Budget	2020-2021 Adopted Budget	2020-2021 Change From 2019-2020	2021-2022 Adopted Budget	2021-2022 Change From 2020-2021
28070	ISTIF Annual Authority Ctrl	17582	DT Dt Operating Master Project	75,114,475	77,751,849	2,637,374	80,667,987	2,916,138
		17608	Dt Work Order Projects	20,341,980	15,052,862	(5,289,118)	14,843,749	(209,113)
28070 Total				**95,456,455**	**92,804,711**	**(2,651,744)**	**95,511,736**	**2,707,025**
Annual Projects - Authority Control Total				**95,456,455**	**92,804,711**	**(2,651,744)**	**95,511,736**	**2,707,025**

Continuing Projects - Authority Control

Fund Code	Fund Title	Code	Title	2019-2020 Original Budget	2020-2021 Adopted Budget	2020-2021 Change From 2019-2020	2021-2022 Adopted Budget	2021-2022 Change From 2020-2021
10020	GF Continuing Authority Ctrl	15346	DT Broadband Connectivity-capi	660,523		(660,523)		

Fund Code	Fund Title	Code	Title	2019-2020 Original Budget	2020-2021 Adopted Budget	2020-2021 Change From 2019-2020	2021-2022 Adopted Budget	2021-2022 Change From 2020-2021
10020	GF Continuing Authority Ctrl	16524	AD Justis Project - City Adm.	2,971,911	2,691,679	(280,232)	2,820,151	128,472
		20315	Mainframe Retirement Plan	2,950,000	511,500	(2,438,500)	511,500	
		20319	DT JUSTIS Roadmap	400,000		(400,000)		
		20355	DT Fiber to Public Housing	1,800,000	1,100,000	(700,000)	636,637	(463,363)
		20356	DT VOIP Facilities Remediation	400,000		(400,000)	400,000	400,000
10020 Total				**9,182,434**	**4,303,179**	**(4,879,255)**	**4,368,288**	**65,109**
28080	ISTIF ContinuingAuthorityCtrl	17594	DT Wan Fix The Network	1,931,162	3,000,000	1,068,838	3,000,000	
		17610	DT Telecom - Voip Project	3,144,000	1,010,000	(2,134,000)	500,000	(510,000)
		19672	TI City Cloud Enhancement	1,800,000	1,000,000	(800,000)	500,000	(500,000)
		21487	DT Projects		600,000	600,000		(600,000)
28080 Total				**6,875,162**	**5,610,000**	**(1,265,162)**	**4,000,000**	**(1,610,000)**
Continuing Projects - Authority Control Total				**16,057,596**	**9,913,179**	**(6,144,417)**	**8,368,288**	**(1,544,891)**
Total Uses of Funds				**140,490,276**	**131,472,645**	**(9,017,631)**	**131,483,613**	**10,968**

Department: HSS Health Service System

Fund Summary

Fund Title	2019-2020 Original Budget	2020-2021 Adopted Budget	2020-2021 Change From 2019-2020	2021-2022 Adopted Budget	2021-2022 Change From 2020-2021
General Fund	12,087,904	12,102,328	14,424	12,396,531	294,203
Total Uses by Funds	**12,087,904**	**12,102,328**	**14,424**	**12,396,531**	**294,203**

Division Summary

HSS Health Service System	12,087,904	12,102,328	14,424	12,396,531	294,203
Total Uses by Division	**12,087,904**	**12,102,328**	**14,424**	**12,396,531**	**294,203**

Chart of Account Summary

Salaries	5,432,981	5,203,105	(229,876)	5,203,163	58
Mandatory Fringe Benefits	2,662,009	2,680,495	18,486	2,771,758	91,263
Non-Personnel Services	1,804,258	2,299,146	494,888	2,401,639	102,493
Materials & Supplies	45,130	49,085	3,955	47,717	(1,368)
Services Of Other Depts	2,143,526	1,870,497	(273,029)	1,972,254	101,757
Total Uses by Chart of Account	**12,087,904**	**12,102,328**	**14,424**	**12,396,531**	**294,203**

Sources of Funds Detail by Account

469999	Other Operating Revenue	9,131	9,131		9,131	
479999	Other Non-Operating Revenue	624,637	625,297	660	625,958	661
486020	Exp Rec Fr Airport (AAO)	465,168	471,074	5,906	483,132	12,058
486110	Exp Rec Fr Bldg Inspection AAO	78,557	79,554	997	81,591	2,037
486200	Exp Rec Fr Children & Fam AAO	4,365	4,420	55	4,534	114
486230	Exp Rec Fr City Planning (AAO)	46,868	47,463	595	48,678	1,215
486250	Exp Rec Fr City Attorney (AAO)	93,740	94,930	1,190	97,360	2,430
486320	Exp Rec Fr Environment (AAO)	33,006	33,425	419	34,281	856
486350	Exp Rec Fr Gen City Resp AAO	3,504,814	3,549,309	44,495	3,640,160	90,851
486380	Exp Rec Fr Sf Gen Hospital AAO	888,210	899,486	11,276	922,510	23,024
486390	Exp Rec Fr Laguna Honda AAO	392,779	397,766	4,987	407,947	10,181
486490	Exp Rec Fr Permit Appeals AAO	2,311	2,340	29	2,400	60
486530	Exp Rec Fr Port Commission AAO	68,216	69,082	866	70,850	1,768
486550	Exp Rec Fr Public TransprtnAAO	1,494,253	1,513,223	18,970	1,551,957	38,734

486560	Exp Rec Fr Public Works (AAO)	341,619	345,956	4,337	354,811	8,855
486570	Exp Rec Fr Rent ArbtrtonBd AAO	9,903	10,029	126	10,285	256
486630	Exp Rec Fr Rec & Park (AAO)	248,870	252,030	3,160	258,481	6,451
486640	Exp Rec Fr Retirement Sys AAO	30,695	31,085	390	31,880	795
486690	Exp Rec Fr Human Services AAO	566,395	573,586	7,191	588,268	14,682
486710	Exp Rec From Isd (AAO)	63,373	64,178	805	65,820	1,642
486740	Exp Rec Fr PUC (AAO)	207,572	210,207	2,635	215,588	5,381
486750	Exp Rec Fr Hetch Hetchy (AAO)	89,005	90,135	1,130	92,442	2,307
486760	Exp Rec Fr Water Dept (AAO)	205,622	208,232	2,610	213,563	5,331
486780	Exp Rec Fr War Memorial (AAO)	19,144	19,387	243	19,883	496
486800	Exp Rec Fr Cleanwater (AAO)	151,051	152,969	1,918	156,884	3,915
486990	Exp Rec-General Unallocated	453,731	410,332	(43,399)	420,835	10,503
487990	Exp Rec-Unallocated Non-AAO Fd	1,994,869	1,937,702	(57,167)	1,987,301	49,599
General Fund Support						
Total Sources by Fund		**12,087,904**	**12,102,328**	**14,424**	**12,396,531**	**294,203**

Uses of Funds Detail Appropriation

Operating

Fund Code	Fund Title	Code	Title	2019-2020 Original Budget	2020-2021 Adopted Budget	2020-2021 Change From 2019-2020	2021-2022 Adopted Budget	2021-2022 Change From 2020-2021
10000	GF Annual Account Ctrl		Salaries	5,432,981	5,203,105	(229,876)	5,203,163	58
			Mandatory Fringe Benefits	2,662,009	2,680,495	18,486	2,771,758	91,263
			Non-Personnel Services	1,804,258	2,299,146	494,888	2,401,639	102,493
			Materials & Supplies	45,130	49,085	3,955	47,717	(1,368)
			Services Of Other Depts	2,143,526	1,870,497	(273,029)	1,972,254	101,757
10000 Total				**12,087,904**	**12,102,328**	**14,424**	**12,396,531**	**294,203**
Operating Total				**12,087,904**	**12,102,328**	**14,424**	**12,396,531**	**294,203**

Total Uses of Funds	**12,087,904**	**12,102,328**	**14,424**	**12,396,531**	**294,203**

Department: HOM Homelessness Services

Fund Summary

Fund Title	2019-2020 Original Budget	2020-2021 Adopted Budget	2020-2021 Change From 2019-2020	2021-2022 Adopted Budget	2021-2022 Change From 2020-2021
Community / Neighborhood Dev	34,800,000	295,165,125	260,365,125	255,750,000	(39,415,125)
Community Health Services Fund	609,494	609,494		609,494	
General Fund	242,529,656	426,196,461	183,666,805	249,633,475	(176,562,986)
Human Welfare Fund	89,751,668	130,148,657	40,396,989	61,206,838	(68,941,819)
Total Uses by Funds	**367,690,818**	**852,119,737**	**484,428,919**	**567,199,807**	**(284,919,930)**

Division Summary

HOM ADMINISTRATION	9,224,114	11,354,750	2,130,636	11,293,198	(61,552)
HOM PROGRAMS	358,466,704	840,764,987	482,298,283	555,906,609	(284,858,378)
Total Uses by Division	**367,690,818**	**852,119,737**	**484,428,919**	**567,199,807**	**(284,919,930)**

Chart of Account Summary

Salaries	13,935,506	16,743,230	2,807,724	17,441,696	698,466
Mandatory Fringe Benefits	5,939,851	6,792,590	852,739	7,275,228	482,638
Non-Personnel Services	30,165,887	27,052,660	(3,113,227)	27,000,006	(52,654)
City Grant Program	200,226,822	410,649,706	210,422,884	227,148,741	(183,500,965)
Capital Outlay	53,200		(53,200)		
Aid Assistance	3,263,593	3,263,593		3,263,593	
Materials & Supplies	153,165	153,165		153,165	
Overhead and Allocations	320,000		(320,000)		
Programmatic Projects	94,125,631	362,485,607	268,359,976	253,582,051	(108,903,556)
Services Of Other Depts	19,507,163	24,979,186	5,472,023	31,335,327	6,356,141
Total Uses by Chart of Account	**367,690,818**	**852,119,737**	**484,428,919**	**567,199,807**	**(284,919,930)**

Sources of Funds Detail by Account

411224	Gross Receipt OCOH Nov18 PropC	14,300,000	295,165,125	280,865,125	255,750,000	(39,415,125)
439899	Other City Property Rentals	129,840	129,840		129,840	
443111	FEMA - Federal Share		141,545,928	141,545,928		(141,545,928)
444931	Fed Grants Pass-Thru State-Oth	609,494	609,494		609,494	
444936	Federal Direct Contracts	51,371,584	61,185,019	9,813,435	61,206,838	21,819

445419	State Whole Person Care Pilot	14,520,372	20,600,431	6,080,059		(20,600,431)
448999	Other State Grants & Subventns	38,380,084	68,963,638	30,583,554		(68,963,638)
479751	Services To Other Govt Agencie	257,500	257,500		257,500	
486400	Exp Rec Fr CommMental Hlth AAO	1,725,800	1,756,079	30,279	1,760,779	4,700
486430	Exp Rec Fr Public Library AAO	466,158	242,003	(224,155)	248,221	6,218
486550	Exp Rec Fr Public TransprtnAAO	257,500	157,500	(100,000)	157,500	
486630	Exp Rec Fr Rec & Park (AAO)	325,000	325,000		325,000	
486690	Exp Rec Fr Human Services AAO	5,626,893	5,760,063	133,170	5,760,063	
493001	OTI Fr 1G-General Fund	20,500,000		(20,500,000)		
495001	ITI Fr 1G-General Fund	17,873,142	18,850,571	977,429	19,161,319	310,748
General Fund Support		201,347,451	236,571,546	35,224,095	221,833,253	(14,738,293)
Total Sources by Fund		**367,690,818**	**852,119,737**	**484,428,919**	**567,199,807**	**(284,919,930)**

Reserved Appropriations

Board Reserves:

10036576	CoVid Congregate Shelters	7,019,444	7,019,444		(7,019,444)
10036599	CoVid HOM Response	1,361,760	1,361,760	2,285,525	923,765
10036744	HOM AffordHousing-GenHomeless	106,865,453	106,865,453	91,488,879	(15,376,574)
10036745	HOM AffordHousing-Under Age 30	39,355,350	39,355,350	34,100,000	(5,255,350)
10036746	HOM AffordHousing-Families	49,194,188	49,194,188	42,625,000	(6,569,188)
10036748	HOM Homelessness Prevention	59,033,025	59,033,025	51,150,000	(7,883,025)
10036749	HOM Shelter and Hygiene	32,335,906	32,335,906	34,100,000	1,764,094
Board Reserves: Total		**295,165,126**	**295,165,126**	**255,749,404**	**(39,415,722)**

Uses of Funds Detail Appropriation

Operating

Fund Code	Fund Title	Code	Title	2019-2020 Original Budget	2020-2021 Adopted Budget	2020-2021 Change From 2019-2020	2021-2022 Adopted Budget	2021-2022 Change From 2020-2021
10000	GF Annual Account Ctrl		Salaries	12,209,089	12,590,687	381,598	13,119,156	528,469
			Mandatory Fringe Benefits	5,297,670	5,691,898	394,228	6,064,675	372,777
			Non-Personnel Services	28,201,819	25,378,819	(2,823,000)	25,323,819	(55,000)
			City Grant Program	111,747,152	121,878,119	10,130,967	130,433,256	8,555,137
			Capital Outlay	53,200		(53,200)		
			Aid Assistance	810,475	810,475		810,475	
			Materials & Supplies	153,165	153,165		153,165	
			Overhead and Allocations	50,000		(50,000)		

Fund Code	Fund Title	Code	Title	2019-2020 Original Budget	2020-2021 Adopted Budget	2020-2021 Change From 2019-2020	2021-2022 Adopted Budget	2021-2022 Change From 2020-2021
10000	GF Annual Account Ctrl		Services Of Other Depts	18,302,579	23,081,354	4,778,775	30,280,153	7,198,799
10000 Total				**176,825,149**	**189,584,517**	**12,759,368**	**206,184,699**	**16,600,182**
Operating Total				**176,825,149**	**189,584,517**	**12,759,368**	**206,184,699**	**16,600,182**

Continuing Projects - Authority Control

Fund Code	Fund Title	Code	Title	2019-2020 Original Budget	2020-2021 Adopted Budget	2020-2021 Change From 2019-2020	2021-2022 Adopted Budget	2021-2022 Change From 2020-2021
10020	GF Continuing Authority Ctrl	11346	HO 440 Turk Building	247,653	291,158	43,505	285,524	(5,634)
		17129	HO Shelter And Navigation Cent	30,153,712	19,929,207	(10,224,505)	20,964,266	1,035,059
		17702	HN Whole Person Care Pilot	10,420,372	20,600,431	10,180,059		(20,600,431)
		20905	HOM20 COIT For ONE System	527,087		(527,087)		
		20938	Housing for Homeless	1,549,500	23,200,000	21,650,500		(23,200,000)
		21292	HO 1064-68 Mission		238,030	238,030	231,584	(6,446)
		88888	CoVid Incident Response		150,707,382	150,707,382		(150,707,382)
10020 Total				**42,898,324**	**214,966,208**	**172,067,884**	**21,481,374**	**(193,484,834)**
10030	GF Human Services Care	17560	HS Human Services Care	20,639,225	19,672,654	(966,571)	19,983,402	310,748
10030 Total				**20,639,225**	**19,672,654**	**(966,571)**	**19,983,402**	**310,748**
10581	SR OCOH Nov18 PropC GF Advance	20809	ERAFCHOM Masterlease Housing	7,600,000		(7,600,000)		
		20810	ERAFCHOM SAFE EmergencyShelter	7,500,000		(7,500,000)		
		20956	ERAF HOM Homeless Prevention	2,300,000		(2,300,000)		
		20957	ERAF HOM Rapid FamilyRehousing	2,100,000		(2,100,000)		
		21035	ERAF HOM Hardship Fund for SRO	1,000,000		(1,000,000)		
10581 Total				**20,500,000**	**0**	**(20,500,000)**	**0**	**0**
10582	SR OCOH Nov18 PropCHomelessSvc	20966	HOM TAYHousing FlexibleSiteAcq	1,940,000		(1,940,000)		
		20967	HOM Family Rapid Rehousing	1,164,000		(1,164,000)		
		20968	HOM FAMHousing FlexibleSiteAcq	1,261,000		(1,261,000)		
		20969	HOM Masterlease AttritionUnits	426,000		(426,000)		
		20970	HOM PermSuppHous SvcEnhancemnt	1,600,000		(1,600,000)		
		20971	HOM Flexible Scattered SiteAcq	3,609,000		(3,609,000)		
		20974	HOM RovingClinicCarePermSupHou	250,000		(250,000)		
		20975	HOM Homelessness Prevention	2,910,000		(2,910,000)		
		20976	HOM Capital toward 1,000 beds	1,140,000		(1,140,000)		
		21496	HOM Homeless Shelter					
		21497	HOM PSH Capital					
		21498	HOM PSH Operating					

Fund Code	Fund Title	Code	Title	2019-2020 Original Budget	2020-2021 Adopted Budget	2020-2021 Change From 2019-2020	2021-2022 Adopted Budget	2021-2022 Change From 2020-2021
10582	SR OCOH Nov18 PropCHomelessSvc	21528	HOM AffordHousing-GenHomeless		108,227,212	108,227,212	93,775,000	(14,452,212)
		21529	HOM AffordHousing-Under Age 30		39,355,350	39,355,350	34,100,000	(5,255,350)
		21530	HOM AffordHousing-Families		49,194,188	49,194,188	42,625,000	(6,569,188)
		21532	HOM Homelessness Prevention		59,033,025	59,033,025	51,150,000	(7,883,025)
		21533	HOM Shelter and Hygiene		39,355,350	39,355,350	34,100,000	(5,255,350)
		88888	CoVid Incident Response					
10582 Total				**14,300,000**	**295,165,125**	**280,865,125**	**255,750,000**	**(39,415,125)**
Continuing Projects - Authority Control Total				**98,337,549**	**529,803,987**	**431,466,438**	**297,214,776**	**(232,589,211)**

Grants Projects

Fund Code	Fund Title	Code	Title	2019-2020 Original Budget	2020-2021 Adopted Budget	2020-2021 Change From 2019-2020	2021-2022 Adopted Budget	2021-2022 Change From 2020-2021
11580	SR Community Health-Grants	10034649	HO FY 20 SB Mckinney PATH	609,494		(609,494)		
		10035541	HOM FY21 SB Mckinney PATH		609,494	609,494	609,494	
11580 Total				**609,494**	**609,494**	**0**	**609,494**	**0**
12960	SR Human Welfare-Grants	10032207	HCD Emergency Solutions Grant	380,084		(380,084)		
		10034647	HOM20 CoC AO Budget for HUD Gr	48,418,466		(48,418,466)		
		10034648	HO FY20 250 Kearny VASH	2,453,118		(2,453,118)		
		10034650	HO FY20 250 Kearny VA SuppServ	500,000		(500,000)		
		10035542	HOM FY21 250 Kearny VASH		2,453,118	2,453,118	2,453,118	
		10035543	HOM FY21 250 Kearny VA SuppSer		500,000	500,000	500,000	
		10036608	LGBT Center Host Home Program		368,177	368,177	368,177	
		10036609	3rd Strt Hmless Youth RRH Prgm		543,144	543,144	543,144	
		10036610	Youth Coordinated Entry		225,000	225,000	225,000	
		10036611	Larkin Strt YAC Collaborative		410,000	410,000	410,000	
		10036612	Canon Kip		1,796,872	1,796,872	1,796,872	
		10036613	Hope House (Consolidated)		1,865,707	1,865,707	1,865,707	
		10036614	THC-Baldwin House		3,015,516	3,015,516	3,015,516	
		10036615	Hamilton Famly Rapid Rehousing		1,092,272	1,092,272	1,092,272	
		10036616	El Dorado/Midori		347,630	347,630	347,630	
		10036617	TNDC Scattered Sites		937,074	937,074	937,074	
		10036618	Canon Barcus Community House		695,202	695,202	695,202	
		10036619	Hope House for Veterans		914,848	914,848	914,848	
		10036620	Henry Hotel		1,067,485	1,067,485	1,067,485	
		10036621	1036 Mission		974,035	974,035	974,035	
		10036622	Glide Cecil William Comm House		566,415	566,415	566,415	

Fund Code	Fund Title	Code	Title	2019-2020 Original Budget	2020-2021 Adopted Budget	2020-2021 Change From 2019-2020	2021-2022 Adopted Budget	2021-2022 Change From 2020-2021
12960	SR Human Welfare-Grants	10036623	95 Laguna Senior Housing		487,504	487,504	487,504	
		10036624	Hotel Isabel		193,128	193,128	193,128	
		10036625	Richardson Hall/ 55 Laguna		257,265	257,265	257,265	
		10036626	TNDC Franciscan Towers 2		1,018,557	1,018,557	1,018,557	
		10036627	TNDC Ambassador Hotel		965,640	965,640	965,640	
		10036628	CHP Scattered Sites		924,534	924,534	924,534	
		10036629	Knox		347,630	347,630	347,630	
		10036630	Treasure Island Consolidated		2,553,680	2,553,680	2,553,680	
		10036631	AWS Rapid Rehousing		1,354,014	1,354,014	1,354,014	
		10036632	SF HMIS Expansion		320,712	320,712	320,712	
		10036633	Rita da Cascia Positive Match		187,040	187,040	187,040	
		10036634	Rapid Re-Housing for TAY		269,160	269,160	269,160	
		10036635	Cadillac/William Penn		1,545,024	1,545,024	1,545,024	
		10036636	Hazel Betsey		250,259	250,259	250,259	
		10036637	Dir Accss Hsng Chrnic Alchlics		1,411,135	1,411,135	1,411,135	
		10036638	Compass Rapid Rehousing		889,165	889,165	889,165	
		10036639	San Fran Coordin Entry Expan		997,570	997,570	997,570	
		10036640	Lyric		1,120,142	1,120,142	1,120,142	
		10036641	Franciscan Towers		1,018,557	1,018,557	1,018,557	
		10036642	CCCYO Scattered Sites		1,573,268	1,573,268	1,573,268	
		10036643	1296 Shotwell		377,314	377,314	377,314	
		10036644	Dir Acc Hsng Empress/Folsm Dor		1,159,951	1,159,951	1,159,951	
		10036645	Bayview Hill Gardens		449,002	449,002	449,002	
		10036646	HPP Housing Plus		534,204	534,204	534,204	
		10036647	Mission Housing Sth Prk Residn		289,692	289,692	289,692	
		10036648	Veterans Commons		390,211	390,211	390,211	
		10036649	Juan Pifarre Plaza		143,316	143,316	143,316	
		10036650	San Francisco HMIS 2015		396,000	396,000	396,000	
		10036651	THC-National, Crown, Winton		3,401,089	3,401,089	3,401,089	
		10036652	DV Coordinated Entry		882,911	882,911	882,911	
		10036653	Mission Bay		261,054	261,054	261,054	
		10036654	Rnt Asstnce for Hmless Vets II		489,442	489,442	489,442	
		10036655	Veterans Academy		358,694	358,694	358,694	
		10036656	CoC Plnning Project App FY2019		1,250,000	1,250,000	1,250,000	
		10036657	Bishop Swing Community House		439,083	439,083	439,083	
		10036658	Folsom/Dore		564,372	564,372	564,372	
		10036659	Eddy and Taylor		287,052	287,052	287,052	

Fund Code	Fund Title	Code	Title	2019-2020 Original Budget	2020-2021 Adopted Budget	2020-2021 Change From 2019-2020	2021-2022 Adopted Budget	2021-2022 Change From 2020-2021
12960	SR Human Welfare-Grants	10036660	1300 Fourth		474,432	474,432	474,432	
		10036661	Allen Hotel		631,195	631,195	631,195	
		10036662	Integrated Services Network		993,797	993,797	993,797	
		10036663	Rent Asstnce for Hmless Vets I		616,383	616,383	616,383	
		10036664	Mary Helen Rogers Senr Commnty		318,727	318,727	318,727	
		10036665	San Francisco HMIS 2016		33,909	33,909	33,909	
		10036666	Treasure Island Consolidated		2,553,680	2,553,680	2,553,680	
		10036667	Lyric		1,120,142	1,120,142	1,120,142	
		10036668	Hope House (Consolidated)		1,865,707	1,865,707	1,865,707	
		10036669	HOM21 CoC AO Budget		5,447,181	5,447,181	5,469,000	21,819
12960 Total				**51,751,668**	**61,185,019**	**9,433,351**	**61,206,838**	**21,819**
Grants Projects Total				**52,361,162**	**61,794,513**	**9,433,351**	**61,816,332**	**21,819**

Continuing Projects - Project Control

Fund Code	Fund Title	Code	Title	2019-2020 Original Budget	2020-2021 Adopted Budget	2020-2021 Change From 2019-2020	2021-2022 Adopted Budget	2021-2022 Change From 2020-2021
12920	SR Human Welfare-Grants Sta	10033398	HSH Masterlease Capital Needs		45,000,000	45,000,000		(45,000,000)
		10034651	HO FY 20 CESH	3,000,000		(3,000,000)		
		10034969	State Homeless Aid - HEAP 2.0	35,000,000	2,963,638	(32,036,362)		(2,963,638)
		10034971	HO Housing		14,000,000	14,000,000		(14,000,000)
		10036576	CoVid Congregate Shelters		7,000,000	7,000,000		(7,000,000)
12920 Total				**38,000,000**	**68,963,638**	**30,963,638**	**0**	**(68,963,638)**
Continuing Projects - Project Control Total				**38,000,000**	**68,963,638**	**30,963,638**	**0**	**(68,963,638)**

Work Orders/Overhead

Fund Code	Fund Title	Code	Title	2019-2020 Original Budget	2020-2021 Adopted Budget	2020-2021 Change From 2019-2020	2021-2022 Adopted Budget	2021-2022 Change From 2020-2021
10060	GF Work Order	203646	HOM PROGRAMS	2,166,958	1,973,082	(193,876)	1,984,000	10,918
10060 Total				**2,166,958**	**1,973,082**	**(193,876)**	**1,984,000**	**10,918**
Work Orders/Overhead Total				**2,166,958**	**1,973,082**	**(193,876)**	**1,984,000**	**10,918**
Total Uses of Funds				**367,690,818**	**852,119,737**	**484,428,919**	**567,199,807**	**(284,919,930)**

Department: HRD Human Resources

Fund Summary

Fund Title	2019-2020 Original Budget	2020-2021 Adopted Budget	2020-2021 Change From 2019-2020	2021-2022 Adopted Budget	2021-2022 Change From 2020-2021
General Fund	32,564,561	29,020,335	(3,544,226)	29,467,837	447,502
General Services Fund	79,364,911	79,010,435	(354,476)	81,376,662	2,366,227
Total Uses by Funds	**111,929,472**	**108,030,770**	**(3,898,702)**	**110,844,499**	**2,813,729**

Division Summary

HRD Administration	8,650,859	4,408,871	(4,241,988)	3,351,356	(1,057,515)
HRD Employee Relations	4,658,598	4,790,304	131,706	7,024,520	2,234,216
HRD Equal Emplymt Opportunity	4,865,372	5,023,165	157,793	5,129,570	106,405
HRD Recruit-Assess-Client Svc	11,459,376	11,661,501	202,125	10,792,815	(868,686)
HRD Workers Compensation	79,234,074	78,874,317	(359,757)	81,240,544	2,366,227
HRD Workforce Development	3,061,193	3,272,612	211,419	3,305,694	33,082
Total Uses by Division	**111,929,472**	**108,030,770**	**(3,898,702)**	**110,844,499**	**2,813,729**

Chart of Account Summary

Salaries	21,016,575	21,745,420	728,845	22,416,796	671,376
Mandatory Fringe Benefits	8,685,797	9,436,526	750,729	9,620,880	184,354
Non-Personnel Services	70,117,228	68,867,081	(1,250,147)	71,193,243	2,326,162
Materials & Supplies	340,143	432,843	92,700	355,516	(77,327)
Overhead and Allocations					
Programmatic Projects	6,205,680	1,777,000	(4,428,680)	500,000	(1,277,000)
Services Of Other Depts	5,564,049	5,771,900	207,851	6,758,064	986,164
Total Uses by Chart of Account	**111,929,472**	**108,030,770**	**(3,898,702)**	**110,844,499**	**2,813,729**

Sources of Funds Detail by Account

478201	Private Grants	130,837	136,118	5,281	136,118	
486010	Exp Rec Fr Asian Arts Musm AAO	104,519	119,519	15,000	120,296	777
486020	Exp Rec Fr Airport (AAO)	3,606,530	3,532,010	(74,520)	3,624,600	92,590
486030	Exp Rec Fr Admin Svcs (AAO)	709,152	909,152	200,000	936,025	26,873
486050	Exp Rec Fr Adult Probation AAO	258,940	213,940	(45,000)	217,688	3,748
486060	Exp Rec Fr Art Commission AAO	102,024	102,024		102,024	

486070	Exp Rec Fr Assessor (AAO)	196,302	126,542	(69,760)	130,038	3,496
486100	Exp Rec Fr Bus & Enc Dev (AAO)	8,966	12,966	4,000	13,145	179
486110	Exp Rec Fr Bldg Inspection AAO	501,852	501,852		508,616	6,764
486130	Exp Rec Fr Con-IntrnlAudit AAO	209,520	242,000	32,480	242,000	
486150	Exp Rec Fr Adm (AAO)	154,329	154,329		154,329	
486170	Exp Rec Fr Chld Supprt SvcsAAO	150,159	100,159	(50,000)	102,111	1,952
486190	Exp Rec Fr Child;Youth&Fam AAO	159,118	84,358	(74,760)	84,358	
486195	EXP REC Fr HomelessnessSvcsAAO	149,760	286,583	136,823	55,000	(231,583)
486200	Exp Rec Fr Children & Fam AAO	50,000	50,000		50,000	
486220	Exp Rec Fr Controller (AAO)	49,526	49,526		50,112	586
486230	Exp Rec Fr City Planning (AAO)	325,558	125,000	(200,558)	125,000	
486240	Exp Rec Fr Civil Service (AAO)	47,367	47,367		47,367	
486250	Exp Rec Fr City Attorney (AAO)	16,160	41,160	25,000	42,395	1,235
486270	Exp Rec Fr Distrct Attorny AAO	282,286	262,286	(20,000)	270,155	7,869
486280	Exp Rec Fr Ethic Comssn AAO	62,000	97,500	35,500	196,900	99,400
486310	Exp Rec Fr EmergcyComcationAAO	332,075	499,082	167,007	511,602	12,520
486320	Exp Rec Fr Environment (AAO)	169,714	194,714	25,000	195,811	1,097
486330	Exp Rec Fr Fine Arts Musm AAO	607,355	808,165	200,810	831,690	23,525
486340	Exp Rec Fr Fire Dept (AAO)	11,613,748	11,463,748	(150,000)	11,803,177	339,429
486370	Exp Rec Fr Comm Health Svc AAO	2,536,263	2,814,846	278,583	2,674,946	(139,900)
486380	Exp Rec Fr Sf Gen Hospital AAO	5,604,752	6,604,752	1,000,000	6,797,901	193,149
486390	Exp Rec Fr Laguna Honda AAO	4,292,474	4,547,714	255,240	4,683,641	135,927
486400	Exp Rec Fr CommMental Hlth AAO	219,918	229,918	10,000	236,816	6,898
486410	Exp Rec Fr Hss (AAO)	356,127	389,219	33,092	392,285	3,066
486420	Exp Rec Fr Juvenile Court AAO	893,907	1,025,490	131,583	1,057,430	31,940
486430	Exp Rec Fr Public Library AAO	1,878,303	1,138,783	(739,520)	1,113,541	(25,242)
486460	Exp Rec Fr Muni TransprtnAAO	1,791,285	2,002,492	211,207	2,054,919	52,427
486470	Exp Rec Fr Mayor (AAO)	8,559	8,559		8,816	257
486500	Exp Rec Fr Police Comssn AAO	22,298,448	21,098,448	(1,200,000)	21,728,101	629,653
486510	Exp Rec Fr Public Defender AAO	47,279	47,279		48,697	1,418
486530	Exp Rec Fr Port Commission AAO	1,067,324	1,022,564	(44,760)	1,050,923	28,359
486550	Exp Rec Fr Public TransprtnAAO	617,040	574,697	(42,343)	588,200	13,503
486560	Exp Rec Fr Public Works (AAO)	3,847,239	3,924,771	77,532	4,040,941	116,170
486565	Exp Rec Fr Police AcctbiltyAAO	95,620	95,620		95,620	
486570	Exp Rec Fr Rent ArbtrtonBd AAO	62,336	62,336		62,336	
486580	Exp Rec Fr Human Rights (AAO)	35,000	35,000		35,000	
486590	Exp Rec Fr Human Resources AAO	1,204,278	1,004,278	(200,000)	1,034,406	30,128
486610	Exp Rec Fr Regstar Of Votr AAO	210,437	210,437		210,437	
486630	Exp Rec Fr Rec & Park (AAO)	3,480,890	3,171,130	(309,760)	3,262,757	91,627

486640	Exp Rec Fr Retirement Sys AAO	74,319	84,319	10,000	86,221	1,902
486670	Exp Rec Fr Sheriff (AAO)	5,963,555	6,435,249	471,694	6,621,797	186,548
486690	Exp Rec Fr Human Services AAO	3,603,942	3,403,942	(200,000)	3,493,329	89,387
486710	Exp Rec From Isd (AAO)	77,541	202,541	125,000	208,559	6,018
486720	Exp Rec Fr Treas-Tax Coll AAO	312,613	212,613	(100,000)	218,886	6,273
486740	Exp Rec Fr PUC (AAO)	1,660,889	1,062,678	(598,211)	1,075,595	12,917
486750	Exp Rec Fr Hetch Hetchy (AAO)	799,481	599,481	(200,000)	616,876	17,395
486760	Exp Rec Fr Water Dept (AAO)	2,451,796	2,251,796	(200,000)	2,317,990	66,194
486770	Exp Rec Fr Hrd-Wc (AAO)	62,241	62,241		62,241	
486780	Exp Rec Fr War Memorial (AAO)	46,699	60,474	13,775	61,693	1,219
486790	Exp Rec Fr Status Of Women AAO	7,892	7,892		7,892	
486800	Exp Rec Fr Cleanwater (AAO)	1,802,826	1,852,826	50,000	1,907,338	54,512
486990	Exp Rec-General Unallocated	542,043	542,043		542,043	
487990	Exp Rec-Unallocated Non-AAO Fd	1,268,022	1,593,421	325,399	1,632,216	38,795
General Fund Support		22,710,337	19,490,821	(3,219,516)	20,263,553	772,732
Total Sources by Fund		**111,929,472**	**108,030,770**	**(3,898,702)**	**110,844,499**	**2,813,729**

Uses of Funds Detail Appropriation

Operating

Fund Code	Fund Title	Code	Title	2019-2020 Original Budget	2020-2021 Adopted Budget	2020-2021 Change From 2019-2020	2021-2022 Adopted Budget	2021-2022 Change From 2020-2021
10000	GF Annual Account Ctrl		Salaries	12,364,077	12,619,669	255,592	12,087,635	(532,034)
			Mandatory Fringe Benefits	4,867,704	5,211,551	343,847	5,132,250	(79,301)
			Non-Personnel Services	1,456,458	1,444,172	(12,286)	1,339,582	(104,590)
			Materials & Supplies	127,237	219,937	92,700	142,960	(76,977)
			Overhead and Allocations	(1,502,692)	(1,502,692)		(1,502,692)	
			Services Of Other Depts	3,780,491	3,859,958	79,467	4,037,647	177,689
10000 Total				**21,093,275**	**21,852,595**	**759,320**	**21,237,382**	**(615,213)**
12460	SR Workers' Compensation		Salaries	5,998,384	6,472,407	474,023	6,524,218	51,811
			Mandatory Fringe Benefits	2,953,239	3,247,474	294,235	3,384,597	137,123
			Non-Personnel Services	67,318,719	66,062,083	(1,256,636)	68,177,753	2,115,670
			Materials & Supplies	180,406	180,406		180,406	
			Overhead and Allocations	1,502,692	1,502,692		1,502,692	
			Services Of Other Depts	1,280,634	1,409,255	128,621	1,470,878	61,623
12460 Total				**79,234,074**	**78,874,317**	**(359,757)**	**81,240,544**	**2,366,227**
Operating Total				**100,327,349**	**100,726,912**	**399,563**	**102,477,926**	**1,751,014**

Annual Projects - Authority Control

Fund Code	Fund Title	Code	Title	2019-2020 Original Budget	2020-2021 Adopted Budget	2020-2021 Change From 2019-2020	2021-2022 Adopted Budget	2021-2022 Change From 2020-2021
10010	GF Annual Authority Ctrl	17358	HR Tuition Reimbursement	125,100	125,100		125,100	
		17360	Labor Relations	1,252,689	1,254,239	1,550	3,469,277	2,215,038
		17363	Hr Trainee Program	147,057	149,401	2,344	150,653	1,252
		17364	Leave Management	358,034	363,996	5,962	367,365	3,369
		17366	It Project Hire	423,955	432,946	8,991	440,293	7,347
		20992	HR SF Fellows Program	1,705,680	777,000	(928,680)		(777,000)
10010 Total				**4,012,515**	**3,102,682**	**(909,833)**	**4,552,688**	**1,450,006**
Annual Projects - Authority Control Total				**4,012,515**	**3,102,682**	**(909,833)**	**4,552,688**	**1,450,006**

Continuing Projects - Authority Control

Fund Code	Fund Title	Code	Title	2019-2020 Original Budget	2020-2021 Adopted Budget	2020-2021 Change From 2019-2020	2021-2022 Adopted Budget	2021-2022 Change From 2020-2021
10020	GF Continuing Authority Ctrl	17358	HR Tuition Reimbursement	680,442	680,442		680,442	
		17367	HR Fingerprinting	350,000	350,000		350,000	
		20357	HIRING MODERNIZATION	2,000,000	1,000,000	(1,000,000)	500,000	(500,000)
		20989	HOUSING AUTHORITY TRANSITION	3,000,000	451,463	(2,548,537)	500,000	48,537
10020 Total				**6,030,442**	**2,481,905**	**(3,548,537)**	**2,030,442**	**(451,463)**
Continuing Projects - Authority Control Total				**6,030,442**	**2,481,905**	**(3,548,537)**	**2,030,442**	**(451,463)**

Grants Projects

Fund Code	Fund Title	Code	Title	2019-2020 Original Budget	2020-2021 Adopted Budget	2020-2021 Change From 2019-2020	2021-2022 Adopted Budget	2021-2022 Change From 2020-2021
12550	SR Grants; GSF Continuing	10000571	HR Fish Fellow Grant Fy17	130,837	136,118	5,281	136,118	
12550 Total				**130,837**	**136,118**	**5,281**	**136,118**	**0**
Grants Projects Total				**130,837**	**136,118**	**5,281**	**136,118**	**0**

Work Orders/Overhead

Fund Code	Fund Title	Code	Title	2019-2020 Original Budget	2020-2021 Adopted Budget	2020-2021 Change From 2019-2020	2021-2022 Adopted Budget	2021-2022 Change From 2020-2021
10060	GF Work Order	232025	HRD Recruit-Assess-Client Svc	787,264	933,401	146,137	993,648	60,247
		232029	HRD Workforce Development	641,065	649,752	8,687	653,677	3,925
10060 Total				**1,428,329**	**1,583,153**	**154,824**	**1,647,325**	**64,172**
Work Orders/Overhead Total				**1,428,329**	**1,583,153**	**154,824**	**1,647,325**	**64,172**

Total Uses of Funds	**111,929,472**	**108,030,770**	**(3,898,702)**	**110,844,499**	**2,813,729**

Department: HRC Human Rights Commission

Fund Summary

Fund Title	2019-2020 Original Budget	2020-2021 Adopted Budget	2020-2021 Change From 2019-2020	2021-2022 Adopted Budget	2021-2022 Change From 2020-2021
General Fund	7,771,538	11,205,068	3,433,530	9,575,736	(1,629,332)
Total Uses by Funds	**7,771,538**	**11,205,068**	**3,433,530**	**9,575,736**	**(1,629,332)**

Division Summary

HRC Human Rights Commission	7,771,538	11,205,068	3,433,530	9,575,736	(1,629,332)
Total Uses by Division	**7,771,538**	**11,205,068**	**3,433,530**	**9,575,736**	**(1,629,332)**

Chart of Account Summary

Salaries	2,659,633	2,608,909	(50,724)	2,476,249	(132,660)
Mandatory Fringe Benefits	1,133,728	1,161,967	28,239	1,136,846	(25,121)
Non-Personnel Services	272,197	205,616	(66,581)	205,616	
City Grant Program	1,309,661	1,403,080	93,419	1,403,080	
Materials & Supplies	9,837	29,437	19,600	29,437	
Programmatic Projects	1,740,000	5,275,000	3,535,000	3,775,000	(1,500,000)
Services Of Other Depts	646,482	521,059	(125,423)	549,508	28,449
Total Uses by Chart of Account	**7,771,538**	**11,205,068**	**3,433,530**	**9,575,736**	**(1,629,332)**

Sources of Funds Detail by Account

486100	Exp Rec Fr Bus & Enc Dev (AAO)	75,000	75,000		75,000	
486570	Exp Rec Fr Rent ArbtrtonBd AAO		9,600	9,600	9,600	
486630	Exp Rec Fr Rec & Park (AAO)	15,000	15,000		15,000	
General Fund Support		7,681,538	11,105,468	3,423,930	9,476,136	(1,629,332)
Total Sources by Fund		**7,771,538**	**11,205,068**	**3,433,530**	**9,575,736**	**(1,629,332)**

Reserved Appropriations

Mayor Reserves:

10036606	Reinvestment Initiatives	3,000,000	3,000,000	3,000,000	
Mayor Reserves: Total		**3,000,000**	**3,000,000**	**3,000,000**	**0**

Uses of Funds Detail Appropriation

Operating

Fund Code	Fund Title	Code	Title	2019-2020 Original Budget	2020-2021 Adopted Budget	2020-2021 Change From 2019-2020	2021-2022 Adopted Budget	2021-2022 Change From 2020-2021
10000	GF Annual Account Ctrl		Salaries	2,659,634	2,608,910	(50,724)	2,476,250	(132,660)
			Mandatory Fringe Benefits	1,133,727	1,161,966	28,239	1,136,845	(25,121)
			Non-Personnel Services	272,197	205,616	(66,581)	205,616	
			City Grant Program	1,309,661	1,403,080	93,419	1,403,080	
			Materials & Supplies	9,837	29,437	19,600	29,437	
			Services Of Other Depts	646,482	521,059	(125,423)	549,508	28,449
10000 Total				**6,031,538**	**5,930,068**	**(101,470)**	**5,800,736**	**(129,332)**
Operating Total				**6,031,538**	**5,930,068**	**(101,470)**	**5,800,736**	**(129,332)**

Annual Projects - Authority Control

Fund Code	Fund Title	Code	Title	2019-2020 Original Budget	2020-2021 Adopted Budget	2020-2021 Change From 2019-2020	2021-2022 Adopted Budget	2021-2022 Change From 2020-2021
10010	GF Annual Authority Ctrl	20990	Opportunities for All		3,000,000	3,000,000	3,000,000	
10010 Total				**0**	**3,000,000**	**3,000,000**	**3,000,000**	**0**
Annual Projects - Authority Control Total				**0**	**3,000,000**	**3,000,000**	**3,000,000**	**0**

Continuing Projects - Authority Control

Fund Code	Fund Title	Code	Title	2019-2020 Original Budget	2020-2021 Adopted Budget	2020-2021 Change From 2019-2020	2021-2022 Adopted Budget	2021-2022 Change From 2020-2021
10020	GF Continuing Authority Ctrl	20990	Opportunities for All	1,740,000	2,275,000	535,000	775,000	(1,500,000)
10020 Total				**1,740,000**	**2,275,000**	**535,000**	**775,000**	**(1,500,000)**
Continuing Projects - Authority Control Total				**1,740,000**	**2,275,000**	**535,000**	**775,000**	**(1,500,000)**

Work Orders/Overhead

Fund Code	Fund Title	Code	Title	2019-2020 Original Budget	2020-2021 Adopted Budget	2020-2021 Change From 2019-2020	2021-2022 Adopted Budget	2021-2022 Change From 2020-2021
10060	GF Work Order							
10060 Total				**0**	**0**	**0**	**0**	**0**
Work Orders/Overhead Total				**0**	**0**	**0**	**0**	**0**
Total Uses of Funds				**7,771,538**	**11,205,068**	**3,433,530**	**9,575,736**	**(1,629,332)**

Department: HSA Human Services Agency

Fund Summary

Fund Title	2019-2020 Original Budget	2020-2021 Adopted Budget	2020-2021 Change From 2019-2020	2021-2022 Adopted Budget	2021-2022 Change From 2020-2021
Children and Families Fund	76,846,522	312,179,848	235,333,326	200,544,736	(111,635,112)
Community / Neighborhood Dev	12,760,000	5,736,600	(7,023,400)	9,263,600	3,527,000
General Fund	922,240,718	1,027,008,018	104,767,300	1,007,518,517	(19,489,501)
Gift and Other Exp Trust Fund	96,000	96,000		96,000	
Human Welfare Fund	56,828,238	59,407,346	2,579,108	61,581,510	2,174,164
Senior Citizens Program Fund	6,565,700	7,769,660	1,203,960	7,769,660	
Total Uses by Funds	**1,075,337,178**	**1,412,197,472**	**336,860,294**	**1,286,774,023**	**(125,423,449)**

Division Summary

HSA Admin Support (HSA)	129,513,561	131,229,004	1,715,443	138,518,936	7,289,932
HSA Aging & Adult Svc (DAAS)	379,266,603	435,011,663	55,745,060	404,107,210	(30,904,453)
HSA Early Care & Education	134,940,474	372,767,178	237,826,704	272,174,323	(100,592,855)
HSA Human Services (DHS)	431,616,540	473,189,627	41,573,087	471,973,554	(1,216,073)
Total Uses by Division	**1,075,337,178**	**1,412,197,472**	**336,860,294**	**1,286,774,023**	**(125,423,449)**

Chart of Account Summary

Salaries	213,520,550	219,425,405	5,904,855	217,374,686	(2,050,719)
Mandatory Fringe Benefits	106,215,430	114,461,102	8,245,672	118,162,763	3,701,661
Non-Personnel Services	47,960,874	47,185,430	(775,444)	50,803,342	3,617,912
City Grant Program	232,256,154	501,388,653	269,132,499	369,810,238	(131,578,415)
Capital Outlay	950,017		(950,017)		
Aid Assistance	23,944,470	38,831,019	14,886,549	29,929,462	(8,901,557)
Aid Payments	356,689,143	382,794,565	26,105,422	404,071,189	21,276,624
Intrafund Transfers Out	17,873,142	18,850,571	977,429	19,161,319	310,748
Materials & Supplies	3,842,381	18,841,267	14,998,886	3,841,267	(15,000,000)
Other Support/Care of Persons	10,000	260,000	250,000	260,000	
Programmatic Projects	6,380,000	680,000	(5,700,000)	680,000	
Services Of Other Depts	65,695,017	69,479,460	3,784,443	70,886,559	1,407,099
Unappropriated Rev-Designated				1,793,198	1,793,198
Total Uses by Chart of Account	**1,075,337,178**	**1,412,197,472**	**336,860,294**	**1,286,774,023**	**(125,423,449)**

Sources of Funds Detail by Account

411223	Com Rnt GR Tx-Child Care_Ed		273,045,000	273,045,000	160,140,000	(112,905,000)
430150	Interest Earned - Pooled Cash	77,189	914,736	837,547	914,736	
430490	Other Investment Income	160,000	160,000		160,000	
435232	Employee Parking	194,000	194,000		194,000	
440101	Stage 1 Childcare (Fed-Aid)	8,608,486	13,098,867	4,490,381	13,098,867	
440102	FosterFamHomeLicsing Fed-Admin	45,351	42,440	(2,911)	42,440	
440103	Adoption Services(Fed-Admin)	1,654,830	1,534,992	(119,838)	1,534,992	
440105	Aps-Csbg Health-RelatdTitleXix	25,106,578	23,535,308	(1,571,270)	23,535,308	
440106	Independnt Livng ProgFed-Admin	421,581	389,378	(32,203)	389,378	
440107	Calwin (Fed Admin)	5,743,485	2,712,176	(3,031,309)	2,712,176	
440108	Clf Csbg-Hr - Spmp Revenue	1,096,321	1,096,321		1,096,321	
440110	Kin-Gap Adm Fed Share	208,345	275,268	66,923	275,268	
440121	Welfare To Work	28,966,168	39,755,276	10,789,108	39,755,276	
440124	Food StampEmp&TrainngFed-Admin	10,531,444	6,894,911	(3,636,533)	6,894,911	
440131	CalWorks Eligibility	13,435,354	13,911,767	476,413	13,911,767	
440134	Food Stamps(Fed-Admin)	32,691,085	36,662,276	3,971,191	37,606,356	944,080
440137	Rrp-Rca(Fed-Admin)	159,132	245,083	85,951	245,083	
440138	Foster Care (Fed-Admin)	2,238,643	2,022,772	(215,871)	2,022,772	
440139	Childrens Services (Fed-Admin)	24,428,122	24,788,646	360,524	19,629,212	(5,159,434)
440140	Emergency Assistance - Federal	1,885,128	1,885,128		1,885,128	
440145	IHSS Admin Hlth-RelatdTitleXix	21,322,957	21,531,498	208,541	21,531,498	
440148	Title Iv-B Child Welfare Svcs	417,836	1,171,359	753,523	414,816	(756,543)
440150	CalStateDeptEd-Stage2ChildCare	298,298	320,054	21,756	320,054	
440153	CalWorks Fraud Incentive-Fed	328,204	386,554	58,350	386,554	
440154	Promoting Safe&Stable Families	427,838	448,113	20,275	448,113	
440166	Cws Health-Related Title Xix	6,702,296	7,113,721	411,425	7,413,721	300,000
440167	CbfrsChldAbsePreventnCfda93590	25,455	25,455		25,455	
440168	Cws Title Xx Cfda 93.667	1,223,521	1,223,521		1,223,521	
440202	Foster Care(Fed-Aid)	7,343,595	10,096,800	2,753,205	9,567,888	(528,912)
440203	Adoptions(Fed-Aid)	8,293,578	8,015,832	(277,746)	8,072,682	56,850
440204	IHSS Contrct-ModeTitleXixShare	16,166,229	15,226,436	(939,793)	15,396,451	170,015
440207	Refugee(Fed-Aid)	42,800	89,880	47,080	89,880	
440210	Emerg Assistance-FcAidFedShare	1,195,898	497,729	(698,169)	516,245	18,516
440211	IHSSPublcAuthrtyTitleXixShare	42,185,660	40,869,356	(1,316,304)	41,943,692	1,074,336
440214	Kin-Gap Aid Fed Share	2,320,725	2,445,195	124,470	2,532,287	87,092
440220	SSI-SspCaapInterimAsstnceReimb	1,963,668	2,520,471	556,803	2,520,471	
440221	SSI-SspCapiInterimAsstnceReimb	44,618	20,060	(24,558)	20,060	

440222	Ssa-SSI Foster Care Reimb	804,933	549,545	(255,388)	541,634	(7,911)
443111	FEMA - Federal Share		12,316,301	12,316,301		(12,316,301)
444931	Fed Grants Pass-Thru State-Oth	6,915,821	6,237,363	(678,458)	6,237,363	
444939	Federal Direct Grant		1,000,000	1,000,000		(1,000,000)
444998	Prior Year Federal Revenue Adj	9,518,223	14,167,855	4,649,632	14,167,855	
445102	FosterFamHomeLicsing State-Adm	50,892	54,547	3,655	54,547	
445107	Calwin (State Admin)	2,124,303	1,003,133	(1,121,170)	1,003,133	
445121	Welfare To Work (State-Admin)	5,711,727	6,693,076	981,349	6,693,076	
445128	CalWorks Mental Hlth State-Fed	2,110,953	2,153,990	43,037	2,153,990	
445131	CalWorks Eligblity State-Admin	8,121,742	8,409,736	287,994	8,409,736	
445134	Food Stamps(State-Admin)	17,755,540	20,575,436	2,819,896	20,575,436	
445136	CashAsstPgmForImmigrntEligblty	1,191,102	670,532	(520,570)	670,532	
445139	Childrens Services State-Admin	3,389,564	3,250,515	(139,049)	3,250,515	
445145	IHSS Admin (State-Fed)	15,697,576	17,868,396	2,170,820	17,868,396	
445150	Cal State Dept Of Educ-Stge2-3	9,993,487	10,792,483	798,996	10,792,483	
445169	Veterans Services - State	61,000	61,000		61,000	
445202	Foster Care(State-Aid)	480,000	2,127,928	1,647,928	2,155,109	27,181
445204	IHSS Contract-Mode StateGfShre	12,532,656	12,194,297	(338,359)	12,583,811	389,514
445209	Cash AssistPgmForImmigrnts-Rev	4,690,844	4,291,533	(399,311)	4,202,691	(88,842)
445211	IHSS Public Authrty State Shre	32,895,496	40,803,792	7,908,296	41,949,176	1,145,384
445214	Kin-Gap Aid State Share	2,303,526	2,430,230	126,704	2,516,788	86,558
445299	Other State-Publc Asstnce Prog		1,436,347	1,436,347	1,459,181	22,834
445301	Medi-Cal-Eligiblty Determinatn	55,107,352	59,167,712	4,060,360	61,367,931	2,200,219
445302	Medi-Cal Navigators Project		421,335	421,335		(421,335)
445511	Health-Welfare Sales Tax Alloc	109,070,000	92,210,000	(16,860,000)	99,010,000	6,800,000
445512	CalWorks Moe Subaccount	20,659,542	29,529,879	8,870,337	33,537,775	4,007,896
445621	Motor Veh Lic Fee-RealignmntFd	11,150,000	9,300,000	(1,850,000)	9,300,000	
445701	Adult Protective Svcs-Ab118	5,292,651	5,292,651		5,292,651	
445705	Adoptions-Ab 118	1,131,615	1,131,615		1,131,615	
445710	AdoptnAsstncePrg-Ab118-Abx1 16	8,541,177	8,136,200	(404,977)	8,193,904	57,704
445711	Child Abuse Prevention-Ab 118	536,892	536,892		536,892	
445715	ChildWelfareSvc-Ab118-Abx1 16	24,958,616	15,802,955	(9,155,661)	15,802,955	
445730	FostrCareAdmin-Ab 118-Abx1 16	1,662,328	1,569,287	(93,041)	1,569,287	
445735	FostrCareAsstnce-Ab118-Abx1 16	13,583,003	11,458,422	(2,124,581)	11,819,404	360,982
447611	CA OES Disaster - State Share		1,406,250	1,406,250		(1,406,250)
448411	Realignment Backfill		12,703,143	12,703,143		(12,703,143)
448998	Prior Year State Revenue Adj	120,319	120,319		120,319	
448999	Other State Grants & Subventns	3,762,977	5,392,146	1,629,169	5,406,667	14,521
449999	Other Local-Regional Grants	200,000		(200,000)		

460128	Admin Fee-Public Guardian	400,000	400,000		400,000	
460129	Atty Fees-Public Guardian	150,000	150,000		150,000	
460131	Bond Fee-Public Guardian	12,500	12,500		12,500	
460133	Admin Fee-Public Administrator	400,000	400,000		400,000	
460134	Atty Fees-Public Administrator	220,000	220,000		220,000	
460135	Bond Fee-Public Administrator	35,000	35,000		35,000	
460138	Imd Fee - Rep Payee	40,000	40,000		40,000	
460146	Rep-Payee Fees - Revenue	190,000	190,000		190,000	
463509	Birth Certificate Fee	160,579	160,579		160,579	
475413	Childcare Requirement Fee	5,000,000	5,500,000	500,000	5,500,000	
475415	Community ImprovementImpactFee	2,760,000	236,600	(2,523,400)	3,763,600	3,527,000
478101	Gifts And Bequests	96,000	96,000		96,000	
479995	Child Support Offsetting Aid	449,796	325,492	(124,304)	325,492	
479997	Food Stamp Overpymt Collectns	80,000	80,000		80,000	
486030	Exp Rec Fr Admin Svcs (AAO)	124,750	128,500	3,750	128,500	
486050	Exp Rec Fr Adult Probation AAO	60,000	60,000		60,000	
486170	Exp Rec Fr Chld Supprt SvcsAAO	132,500	132,500		132,500	
486190	Exp Rec Fr Child;Youth&Fam AAO	17,943,805	16,996,802	(947,003)	16,996,802	
486195	EXP REC Fr HomelessnessSvcsAAO	7,000	7,000		7,000	
486200	Exp Rec Fr Children & Fam AAO	1,016,000	813,000	(203,000)	813,000	
486270	Exp Rec Fr Distrct Attorny AAO	13,200	13,200		13,200	
486370	Exp Rec Fr Comm Health Svc AAO	615,960	615,960		615,960	
486380	Exp Rec Fr Sf Gen Hospital AAO	19,406,159	19,406,159		19,406,159	
486390	Exp Rec Fr Laguna Honda AAO	41,000	50,000	9,000	58,000	8,000
486400	Exp Rec Fr CommMental Hlth AAO	70,000	102,000	32,000	102,000	
486420	Exp Rec Fr Juvenile Court AAO	155,698	170,698	15,000	170,698	
486470	Exp Rec Fr Mayor (AAO)	190,000		(190,000)		
486500	Exp Rec Fr Police Comssn AAO	6,600	6,600		6,600	
486550	Exp Rec Fr Public TransprtnAAO	821,990	855,190	33,200	855,190	
486630	Exp Rec Fr Rec & Park (AAO)	671,214	582,024	(89,190)		(582,024)
486740	Exp Rec Fr PUC (AAO)	10,000	10,000		10,000	
493001	OTI Fr 1G-General Fund	42,537,000	6,271,102	(36,265,898)	7,029,000	757,898
499999	Beg Fund Balance - Budget Only	1,519,333	3,588,367	2,069,034		(3,588,367)
General Fund Support		319,920,819	376,108,979	56,188,160	380,093,012	3,984,033
Total Sources by Fund		**1,075,337,178**	**1,412,197,472**	**336,860,294**	**1,286,774,023**	**(125,423,449)**

Reserved Appropriations

Controller / Board Reserves:

10036578	CoVid OPS Feeding	15,382,351	15,382,351		(15,382,351)
10036593	HS CH ECE for All	273,045,000	273,045,000	160,140,000	(112,905,000)
10022889	HS CH Childcare Capital Funds			3,527,000	3,527,000
Controller / Board Reserves: Total		**288,427,351**	**288,427,351**	**163,667,000**	**(124,760,351)**

Uses of Funds Detail Appropriation

Operating

Fund Code	Fund Title	Code	Title	2019-2020 Original Budget	2020-2021 Adopted Budget	2020-2021 Change From 2019-2020	2021-2022 Adopted Budget	2021-2022 Change From 2020-2021
10000	GF Annual Account Ctrl		Salaries	199,819,633	205,638,563	5,818,930	203,753,506	(1,885,057)
			Mandatory Fringe Benefits	103,783,544	111,987,844	8,204,300	115,639,950	3,652,106
			Non-Personnel Services	36,878,673	37,966,074	1,087,401	42,583,986	4,617,912
			City Grant Program	81,891,360	93,846,616	11,955,256	100,301,281	6,454,665
			Capital Outlay	55,017		(55,017)		
			Aid Assistance	20,248,690	31,514,590	11,265,900	22,363,033	(9,151,557)
			Aid Payments	356,689,143	382,794,565	26,105,422	404,071,189	21,276,624
			Intrafund Transfers Out	17,873,142	18,850,571	977,429	19,161,319	310,748
			Materials & Supplies	3,770,312	3,770,312		3,770,312	
			Other Support/Care of Persons	10,000	10,000		10,000	
			Services Of Other Depts	55,303,697	59,459,464	4,155,767	60,851,851	1,392,387
10000 Total				**876,323,211**	**945,838,599**	**69,515,388**	**972,506,427**	**26,667,828**
Operating Total				**876,323,211**	**945,838,599**	**69,515,388**	**972,506,427**	**26,667,828**

Continuing Projects - Authority Control

Fund Code	Fund Title	Code	Title	2019-2020 Original Budget	2020-2021 Adopted Budget	2020-2021 Change From 2019-2020	2021-2022 Adopted Budget	2021-2022 Change From 2020-2021
10020	GF Continuing Authority Ctrl	15810	Facilities Maint Childcare	205,000		(205,000)		
		15811	Facility Impr & Maint c	690,000		(690,000)		
		17553	CWS-FC-Title IV-E Waiver	6,995,495		(6,995,495)		
		17554	SF Connected Prg	1,220,955	326,024	(894,931)	328,657	2,633
		17555	State Childcare Reserve	3,324,586	3,324,586		3,324,586	
		17556	Community Living Fund	8,716,570	8,838,557	121,987	8,843,779	5,222
		17558	HS Infant&toddler Early Learn	1,750,000	1,750,000		1,750,000	
		17559	HS Fire Victim Assistance Fund	1,873,000	1,823,000	(50,000)	2,073,000	250,000

Fund Code	Fund Title	Code	Title	2019-2020 Original Budget	2020-2021 Adopted Budget	2020-2021 Change From 2019-2020	2021-2022 Adopted Budget	2021-2022 Change From 2020-2021
10020	GF Continuing Authority Ctrl	17561	IPO	2,185,454	850,907	(1,334,547)	1,050,907	200,000
		17562	HS Jobs Now Programs	7,443,515	11,739,460	4,295,945	11,889,460	150,000
		17565	HS Working Families Credit		250,000	250,000	250,000	
		17566	CalWIN	8,120,226	4,822,183	(3,298,043)	4,821,701	(482)
		17702	HN Whole Person Care Pilot	412,706		(412,706)		
		21014	HS Benefits Connectors	480,000	680,000	200,000	680,000	
		21052	ERAF HSA WorkingFamiliesCredit	2,500,000		(2,500,000)		
		88888	CoVid Incident Response		46,764,702	46,764,702		(46,764,702)
10020 Total				**45,917,507**	**81,169,419**	**35,251,912**	**35,012,090**	**(46,157,329)**
10570	SR Child Care Capital	16913	Childcare Capital Funds	5,000,000	5,500,000	500,000	5,500,000	
10570 Total				**5,000,000**	**5,500,000**	**500,000**	**5,500,000**	**0**
10581	SR OCOH Nov18 PropC GF Advance	21047	ERAF MOH SnrOprSubsidy&Voucher	5,000,000		(5,000,000)		
10581 Total				**5,000,000**	**0**	**(5,000,000)**	**0**	**0**
10670	SR Eastern Neighborhood CI	16913	Childcare Capital Funds	510,000	236,600	(273,400)	236,600	
10670 Total				**510,000**	**236,600**	**(273,400)**	**236,600**	**0**
10820	SR Market & Octavia CI	16913	Childcare Capital Funds	2,250,000		(2,250,000)	3,527,000	3,527,000
10820 Total				**2,250,000**	**0**	**(2,250,000)**	**3,527,000**	**3,527,000**
11140	SR PEEF Annual Contr-EarlyCare	16923	PEEF	44,446,522	39,134,848	(5,311,674)	40,404,736	1,269,888
11140 Total				**44,446,522**	**39,134,848**	**(5,311,674)**	**40,404,736**	**1,269,888**
11201	SR Comm Rnt GR Tx for OECE	20473	CommRntGRTx-OECE		273,045,000	273,045,000	160,140,000	(112,905,000)
11201 Total				**0**	**273,045,000**	**273,045,000**	**160,140,000**	**(112,905,000)**
11204	SR CEd Jun18 PropC GF Advance	21054	ERAF HSAChildcareFacilityRehab	10,000,000		(10,000,000)		
		21056	ERAF HSA EarlyChildcareStipend	13,400,000		(13,400,000)		
		21059	ERAF HSA New Childcare Subsidy	9,000,000		(9,000,000)		
11204 Total				**32,400,000**	**0**	**(32,400,000)**	**0**	**0**
12890	SR Community Living	17552	Child Svcs Fund-W&I Art5	168,811	168,811		168,811	
12890 Total				**168,811**	**168,811**	**0**	**168,811**	**0**
12965	SR Nov 2016 Prop I Dignity	20354	Nov 16 Prop I dignity Fund	55,221,027	57,253,384	2,032,357	60,413,027	3,159,643
12965 Total				**55,221,027**	**57,253,384**	**2,032,357**	**60,413,027**	**3,159,643**
Continuing Projects - Authority Control Total				**190,913,867**	**456,508,062**	**265,594,195**	**305,402,264**	**(151,105,798)**

Grants Projects

Fund Code	Fund Title	Code	Title	2019-2020 Original Budget	2020-2021 Adopted Budget	2020-2021 Change From 2019-2020	2021-2022 Adopted Budget	2021-2022 Change From 2020-2021
12960	SR Human Welfare-Grants	10032809	HS PA Refugee REFS FFYs17-19	127,786		(127,786)		

Fund Code	Fund Title	Code	Title	2019-2020 Original Budget	2020-2021 Adopted Budget	2020-2021 Change From 2019-2020	2021-2022 Adopted Budget	2021-2022 Change From 2020-2021
12960	SR Human Welfare-Grants	10034210	HS CH CC Wage Subs CRET FY20 F	523,242		(523,242)		
		10034211	HS CH CLPC Planning Cnl FY20	56,708		(56,708)		
		10034212	HS PA Refugee RESS FFYs20-21	158,587		(158,587)		
		10034213	HS PA Refugee TAFO FFYs20-21	8,452		(8,452)		
		10034215	HS PA Refugee ORSA FFYs20-21	27,787		(27,787)		
		10035666	HS PA Refugee ORSA FFYs21-22		6,597	6,597	6,597	
		10035668	HS PA Refugee TAFO FFYs21-22		8,452	8,452	8,452	
		10035669	HS CH CRET Wage Sub FY21		418,592	418,592	418,592	
		10035670	HS CH CLPC Plan Cnl FY21		56,708	56,708	56,708	
		10035671	HS PA Refugee RESS FFYs21-22		162,178	162,178	162,178	
		10036457	HS FS SNAP Process&Tech Improv		1,000,000	1,000,000		(1,000,000)
12960 Total				**902,562**	**1,652,527**	**749,965**	**652,527**	**(1,000,000)**
14520	SR Senior Citizens-Grants Sta	10034231	HS AG HICAP Reim FY20	141,660		(141,660)		
		10034232	HS AG HICAP State Fund FY20	70,766		(70,766)		
		10034236	HS AG Omb SHF CP Accnt FY20	22,239		(22,239)		
		10034237	HS AG Omb PH L&C Pg Fnd FY20	4,923		(4,923)		
		10034238	HS AG Omb State GF FY20	71,546		(71,546)		
		10034239	HS AG Omb SNF QAF FY20	23,384		(23,384)		
		10034347	HS AG Con Nutr IIIC1 FY20 - ST	97,409		(97,409)		
		10034348	HS AG HDM Nutr IIIC2 FY20 - ST	120,514		(120,514)		
		10035686	HS AG Con Nutr IIIC1 FY21		274,050	274,050	274,050	
		10035688	HS AG HDM Nutr IIIC2 FY21		496,998	496,998	496,998	
		10035696	HS AG Omb SHF CP Accnt FY21		22,239	22,239	22,239	
		10035697	HS AG Omb PH L&C Pg Fnd FY21		4,923	4,923	4,923	
		10035698	HS AG Omb State GF FY21		134,593	134,593	134,593	
		10035701	HS AG Omb SNF QAF FY21		23,384	23,384	23,384	
		10035757	HS AG HICAP Reim FY21		139,971	139,971	139,971	
		10035758	HS AG HICAP State Fund FY21		70,766	70,766	70,766	
		10035890	HS AG CalVet MHSA FY21&22		118,030	118,030	118,030	
		10036045	HS AG ADRC Infr Year 1		410,632	410,632	410,632	
		10036046	HS AG ADRC Infr Year 2		345,488	345,488	345,488	
		10036083	HS AG Dignity at Home Fall Pre		143,750	143,750	143,750	
14520 Total				**552,441**	**2,184,824**	**1,632,383**	**2,184,824**	**0**
14560	SR Senior Citizens-Grants	10034220	HS AG Elder Abuse Prev FY20	12,417		(12,417)		
		10034221	HS AG Fam Caregiver Svc FY20	459,660		(459,660)		
		10034222	HS AG Prev Hlth IIID FY20	69,860		(69,860)		
		10034223	HS AG Con Nutr IIIC1 FY20	1,108,065		(1,108,065)		

Fund Code	Fund Title	Code	Title	2019-2020 Original Budget	2020-2021 Adopted Budget	2020-2021 Change From 2019-2020	2021-2022 Adopted Budget	2021-2022 Change From 2020-2021
14560	SR Senior Citizens-Grants	10034224	HS AG HDM Nutr IIIC2 FY20	693,584		(693,584)		
		10034226	HS AG NSIP Con Nutr IIIC1 FY20	699,344		(699,344)		
		10034227	HS AG NSIP HDM Nutr IIIC2 FY20	1,431,040		(1,431,040)		
		10034228	HS AG Supp Svcs IIIB FY20	1,303,529		(1,303,529)		
		10034229	HS AG Omb LTC Svcs VIIA FY20	34,488		(34,488)		
		10034230	HS AG HICAP SHIP FY20	109,523		(109,523)		
		10034233	HS AG MIPPA6 HICAP MIPPA Yr 2;	22,163		(22,163)		
		10034234	HS AG MIPPA6 AAA MIPPA Yr 2; S	10,562		(10,562)		
		10034235	HS AG MIPPA6 ADRC MIPPA Yr 2;	8,751		(8,751)		
		10034240	HS AG CalFresh Healthy FFY20	50,273		(50,273)		
		10035682	HS AG Elder Abuse Prev FY21		12,113	12,113	12,113	
		10035684	HS AG Fam Caregiver Svc FY21		445,895	445,895	445,895	
		10035685	HS AG Prev Hlth IIID FY21		64,803	64,803	64,803	
		10035686	HS AG Con Nutr IIIC1 FY21		1,165,077	1,165,077	1,165,077	
		10035688	HS AG HDM Nutr IIIC2 FY21		513,461	513,461	513,461	
		10035690	HS AG NSIP Con Nutr IIIC1 FY21		697,936	697,936	697,936	
		10035691	HS AG NSIP HDM Nutr IIIC2 FY21		1,378,733	1,378,733	1,378,733	
		10035693	HS AG Supp Svcs IIIB FY21		994,758	994,758	994,758	
		10035694	HS AG Omb LTC Svcs VIIA FY21		38,153	38,153	38,153	
		10035700	HS AG CalFresh Healthy FFY21		125,587	125,587	125,587	
		10035702	HS AG MIPPA7 AAA MIPPA Yr 1; F		14,083	14,083	14,083	
		10035703	HS AG MIPPA7 ADRC MIPPA Yr 1;		11,668	11,668	11,668	
		10035704	HS AG MIPPA7 HICAP MIPPA Yr 1		29,551	29,551	29,551	
		10035756	HS AG HICAP SHIP FY21		93,018	93,018	93,018	
14560 Total				**6,013,259**	**5,584,836**	**(428,423)**	**5,584,836**	**0**
14820	SR ETF-Gift	10034216	HS AG Hospital Council FY20	96,000	96,000		96,000	
14820 Total				**96,000**	**96,000**	**0**	**96,000**	**0**
Grants Projects Total				**7,564,262**	**9,518,187**	**1,953,925**	**8,518,187**	**(1,000,000)**

Continuing Projects - Project Control

Fund Code	Fund Title	Code	Title	2019-2020 Original Budget	2020-2021 Adopted Budget	2020-2021 Change From 2019-2020	2021-2022 Adopted Budget	2021-2022 Change From 2020-2021
12920	SR Human Welfare-Grants Sta	10000423	HS CH CCALA Wkfc Reg FYs17-18	200,000		(200,000)		
		10029771	HS AD CCR&ICWA Cty Liaison 2	271,969	281,224	9,255	295,745	14,521
		10034345	HS CH CC Wage Subs CRET FY20 S	62,363		(62,363)		
		10034346	HS CH CLPC Planning Cnl FY20 S	1,506		(1,506)		

Fund Code	Fund Title	Code	Title	2019-2020 Original Budget	2020-2021 Adopted Budget	2020-2021 Change From 2019-2020	2021-2022 Adopted Budget	2021-2022 Change From 2020-2021
12920	SR Human Welfare-Grants Sta	10035669	HS CH CRET Wage Sub FY21		49,894	49,894	49,894	
		10035670	HS CH CLPC Plan Cnl FY21		1,506	1,506	1,506	
12920 Total				**535,838**	**332,624**	**(203,214)**	**347,145**	**14,521**
Continuing Projects - Project Control Total				**535,838**	**332,624**	**(203,214)**	**347,145**	**14,521**
Total Uses of Funds				**1,075,337,178**	**1,412,197,472**	**336,860,294**	**1,286,774,023**	**(125,423,449)**

Department: JUV Juvenile Probation

Fund Summary

Fund Title	2019-2020 Original Budget	2020-2021 Adopted Budget	2020-2021 Change From 2019-2020	2021-2022 Adopted Budget	2021-2022 Change From 2020-2021
Children and Families Fund	172,167	121,929	(50,238)	123,109	1,180
General Fund	36,074,553	32,098,954	(3,975,599)	30,677,315	(1,421,639)
Public Protection Fund	6,594,066	9,063,342	2,469,276	8,894,799	(168,543)
Total Uses by Funds	**42,840,786**	**41,284,225**	**(1,556,561)**	**39,695,223**	**(1,589,002)**

Division Summary

JUV Children's Baseline	2,136,852	2,596,845	459,993	1,906,797	(690,048)
JUV General	11,930,908	10,353,510	(1,577,398)	9,776,057	(577,453)
JUV Juvenile Hall	17,592,031	15,944,303	(1,647,728)	15,464,312	(479,991)
JUV Probation Services	11,180,995	12,389,567	1,208,572	12,548,057	158,490
Total Uses by Division	**42,840,786**	**41,284,225**	**(1,556,561)**	**39,695,223**	**(1,589,002)**

Chart of Account Summary

Salaries	21,503,790	18,719,764	(2,784,026)	18,152,290	(567,474)
Mandatory Fringe Benefits	9,485,871	9,578,800	92,929	9,851,113	272,313
Non-Personnel Services	5,284,581	5,979,435	694,854	4,850,541	(1,128,894)
City Grant Program	235,000	235,000		235,000	
Capital Outlay	1,717,567	536,846	(1,180,721)	384,139	(152,707)
Materials & Supplies	552,670	612,670	60,000	582,670	(30,000)
Programmatic Projects	301,952	1,865,886	1,563,934	2,032,925	167,039
Services Of Other Depts	3,759,355	3,755,824	(3,531)	3,606,545	(149,279)
Total Uses by Chart of Account	**42,840,786**	**41,284,225**	**(1,556,561)**	**39,695,223**	**(1,589,002)**

Sources of Funds Detail by Account

440156	Juv ProbatnTitleIv-EFostCare	1,895,709	1,623,118	(272,591)	1,623,118	
444925	Fed Milk & Food Program	151,096	151,096		151,096	
445139	Childrens Services State-Admin	20,167		(20,167)		
445715	ChildWelfareSvc-Ab118-Abx1 16	323,231	207,621	(115,610)	207,621	
445730	FostrCareAdmin-Ab 118-Abx1 16	152,000	121,929	(30,071)	123,109	1,180
448411	Realignment Backfill		174,686	174,686		(174,686)

448999	Other State Grants & Subventns	6,584,066	8,878,656	2,294,590	8,884,799	6,143
469911	Adoption Program Charges	3,000	3,000		3,000	
478201	Private Grants	10,000	10,000		10,000	
487990	Exp Rec-Unallocated Non-AAO Fd	180,000	180,000		180,000	
General Fund Support		33,521,517	29,934,119	(3,587,398)	28,512,480	(1,421,639)
Total Sources by Fund		**42,840,786**	**41,284,225**	**(1,556,561)**	**39,695,223**	**(1,589,002)**

Reserved Appropriations

Board Reserves:

10001710	JUV Day-to-Day Operations			3,438,918	3,438,918
Board Reserves: Total		**0**	**0**	**3,438,918**	**3,438,918**

Controller Reserves:

10036743	JUV Placement Alternative Fund	1,450,926	1,450,926	1,450,925	(1)
Controller Reserves: Total		**1,450,926**	**1,450,926**	**1,450,925**	**(1)**

Uses of Funds Detail Appropriation

Operating

Fund Code	Fund Title	Code	Title	2019-2020 Original Budget	2020-2021 Adopted Budget	2020-2021 Change From 2019-2020	2021-2022 Adopted Budget	2021-2022 Change From 2020-2021
10000	GF Annual Account Ctrl		Salaries	18,002,266	15,322,719	(2,679,547)	14,755,245	(567,474)
			Mandatory Fringe Benefits	7,984,088	7,765,817	(218,271)	7,782,139	16,322
			Non-Personnel Services	4,409,930	4,311,401	(98,529)	3,772,900	(538,501)
			Materials & Supplies	451,347	511,347	60,000	481,347	(30,000)
			Services Of Other Depts	3,509,355	3,650,824	141,469	3,501,545	(149,279)
10000 Total				**34,356,986**	**31,562,108**	**(2,794,878)**	**30,293,176**	**(1,268,932)**
Operating Total				**34,356,986**	**31,562,108**	**(2,794,878)**	**30,293,176**	**(1,268,932)**

Annual Projects - Authority Control

Fund Code	Fund Title	Code	Title	2019-2020 Original Budget	2020-2021 Adopted Budget	2020-2021 Change From 2019-2020	2021-2022 Adopted Budget	2021-2022 Change From 2020-2021
10010	GF Annual Authority Ctrl	15785	JP Juv - Facilities Maintenanc	1,402,567	365,846	(1,036,721)	384,139	18,293
		20704	JJC MPR Window Replacement	315,000		(315,000)		
10010 Total				**1,717,567**	**365,846**	**(1,351,721)**	**384,139**	**18,293**
Annual Projects - Authority Control Total				**1,717,567**	**365,846**	**(1,351,721)**	**384,139**	**18,293**

Continuing Projects - Authority Control

Fund Code	Fund Title	Code	Title	2019-2020 Original Budget	2020-2021 Adopted Budget	2020-2021 Change From 2019-2020	2021-2022 Adopted Budget	2021-2022 Change From 2020-2021
10020	GF Continuing Authority Ctrl	15785	JP Juv - Facilities Maintenanc		171,000	171,000		(171,000)
10020 Total				**0**	**171,000**	**171,000**	**0**	**(171,000)**
Continuing Projects - Authority Control Total				**0**	**171,000**	**171,000**	**0**	**(171,000)**

Grants Projects

Fund Code	Fund Title	Code	Title	2019-2020 Original Budget	2020-2021 Adopted Budget	2020-2021 Change From 2019-2020	2021-2022 Adopted Budget	2021-2022 Change From 2020-2021
13720	SR Public Protection-Grant Sta	10023405	JUV Law Enforcement Activities	3,833,660	4,683,895	850,235	4,685,985	2,090
		10023406	Juvenile Probation Camps Funds	221,323	221,323		221,323	
		10033432	JUV Juvenile Re-entry FY19-20	327,000		(327,000)		
		10033433	JUV STC Core Training FY19-20	105,000	105,000		105,000	
		10033434	JUV YOBG All Years	2,097,083		(2,097,083)		
		10036257	Re-entry 21		120,041	120,041	120,041	
		10036258	YOBG 21		2,472,157	2,472,157	2,301,525	(170,632)
		10036743	JUV Placement Alternative Fund		1,450,926	1,450,926	1,450,925	(1)
13720 Total				**6,584,066**	**9,053,342**	**2,469,276**	**8,884,799**	**(168,543)**
13730	SR Public Protection-Grant Oth	10001710	JUV Day-to-Day Operations	10,000	10,000		10,000	
13730 Total				**10,000**	**10,000**	**0**	**10,000**	**0**
Grants Projects Total				**6,594,066**	**9,063,342**	**2,469,276**	**8,894,799**	**(168,543)**

Continuing Projects - Project Control

Fund Code	Fund Title	Code	Title	2019-2020 Original Budget	2020-2021 Adopted Budget	2020-2021 Change From 2019-2020	2021-2022 Adopted Budget	2021-2022 Change From 2020-2021
11160	SR Child Youth&Fam-Grants Sta	10034645	Resource Family Approval	152,000	121,929	(30,071)	123,109	1,180
		10034646	Comm Sexually Exploited Childr	20,167		(20,167)		
11160 Total				**172,167**	**121,929**	**(50,238)**	**123,109**	**1,180**
Continuing Projects - Project Control Total				**172,167**	**121,929**	**(50,238)**	**123,109**	**1,180**

Total Uses of Funds				**42,840,786**	**41,284,225**	**(1,556,561)**	**39,695,223**	**(1,589,002)**

Department: LLB Law Library

Fund Summary

Fund Title	2019-2020 Original Budget	2020-2021 Adopted Budget	2020-2021 Change From 2019-2020	2021-2022 Adopted Budget	2021-2022 Change From 2020-2021
General Fund	2,140,990	1,937,106	(203,884)	2,009,543	72,437
Total Uses by Funds	**2,140,990**	**1,937,106**	**(203,884)**	**2,009,543**	**72,437**

Division Summary

LLB Law Library	2,140,990	1,937,106	(203,884)	2,009,543	72,437
Total Uses by Division	**2,140,990**	**1,937,106**	**(203,884)**	**2,009,543**	**72,437**

Chart of Account Summary

Salaries	441,629	346,739	(94,890)	346,739	
Mandatory Fringe Benefits	210,918	171,917	(39,001)	176,068	4,151
Materials & Supplies	6,000	6,000		6,000	
Services Of Other Depts	1,482,443	1,412,450	(69,993)	1,480,736	68,286
Total Uses by Chart of Account	**2,140,990**	**1,937,106**	**(203,884)**	**2,009,543**	**72,437**

Sources of Funds Detail by Account

General Fund Support	2,140,990	1,937,106	(203,884)	2,009,543	72,437
Total Sources by Fund	**2,140,990**	**1,937,106**	**(203,884)**	**2,009,543**	**72,437**

Uses of Funds Detail Appropriation

Operating

Fund Code	Fund Title	Code	Title	2019-2020 Original Budget	2020-2021 Adopted Budget	2020-2021 Change From 2019-2020	2021-2022 Adopted Budget	2021-2022 Change From 2020-2021
10000	GF Annual Account Ctrl		Salaries	441,629	346,739	(94,890)	346,739	
			Mandatory Fringe Benefits	210,918	171,917	(39,001)	176,068	4,151
			Materials & Supplies	6,000	6,000		6,000	
			Services Of Other Depts	1,482,443	1,412,450	(69,993)	1,480,736	68,286
10000 Total				**2,140,990**	**1,937,106**	**(203,884)**	**2,009,543**	**72,437**

Fund Code	Fund Title	Code	Title	2019-2020 Original Budget	2020-2021 Adopted Budget	2020-2021 Change From 2019-2020	2021-2022 Adopted Budget	2021-2022 Change From 2020-2021
Operating Total				**2,140,990**	**1,937,106**	**(203,884)**	**2,009,543**	**72,437**
Total Uses of Funds				**2,140,990**	**1,937,106**	**(203,884)**	**2,009,543**	**72,437**

Department: MYR Mayor

Fund Summary

Fund Title	2019-2020 Original Budget	2020-2021 Adopted Budget	2020-2021 Change From 2019-2020	2021-2022 Adopted Budget	2021-2022 Change From 2020-2021
Community / Neighborhood Dev	65,283,207	121,879,745	56,596,538	67,391,031	(54,488,714)
Culture and Recreation Fund	3,135,000	2,430,000	(705,000)	2,673,000	243,000
General Fund	251,442,391	75,135,011	(176,307,380)	81,046,100	5,911,089
General Services Fund	150,000	150,000		150,000	
LowMod Income Housing Asset Fd	6,772,608	6,712,400	(60,208)	6,712,400	
Total Uses by Funds	**326,783,206**	**206,307,156**	**(120,476,050)**	**157,972,531**	**(48,334,625)**

Division Summary

MYR Housing & Community Dev	317,206,973	197,016,642	(120,190,331)	148,888,148	(48,128,494)
MYR Office Of The Mayor	9,576,233	9,290,514	(285,719)	9,084,383	(206,131)
Total Uses by Division	**326,783,206**	**206,307,156**	**(120,476,050)**	**157,972,531**	**(48,334,625)**

Chart of Account Summary

Salaries	9,170,475	9,002,118	(168,357)	8,810,607	(191,511)
Mandatory Fringe Benefits	3,353,263	3,481,888	128,625	3,497,118	15,230
Non-Personnel Services	2,778,984	2,969,930	190,946	3,133,176	163,246
City Grant Program	52,318,660	63,314,520	10,995,860	65,972,549	2,658,029
Capital Outlay	3,318,471	1,195,152	(2,123,319)	1,195,152	
Aid Assistance	18,600,000		(18,600,000)	3,800,000	3,800,000
Debt Service	3,427,726	3,282,895	(144,831)	3,356,564	73,669
Materials & Supplies	98,000	30,000	(68,000)	30,000	
Other Support/Care of Persons	171,114,968	108,165,977	(62,948,991)	52,902,725	(55,263,252)
Overhead and Allocations	2,392,854	4,425,105	2,032,251	4,548,653	123,548
Programmatic Projects	47,239,089	4,038,089	(43,201,000)	4,281,089	243,000
Services Of Other Depts	4,170,716	4,251,613	80,897	4,194,898	(56,715)
Transfers Out	8,800,000	2,450,000	(6,350,000)	2,250,000	(200,000)
Unappropriated Rev Retained		(100,131)	(100,131)		100,131
Transfer Adjustment - Uses		(200,000)	(200,000)		200,000
Total Uses by Chart of Account	**326,783,206**	**206,307,156**	**(120,476,050)**	**157,972,531**	**(48,334,625)**

Sources of Funds Detail by Account

412210	Hotel Room Tax	3,135,000	2,430,000	(705,000)	2,673,000	243,000
430130	Interest Earned - Loans-Leases		104,816	104,816		(104,816)
439899	Other City Property Rentals	5,030,000	5,030,000		5,030,000	
449997	City Depts Revenue From OCII	2,958,527	3,168,673	210,146	3,168,673	
476111	Gain-Loss-Sale Of Land	13,100,000		(13,100,000)		
478201	Private Grants	150,000	150,000		150,000	
479940	Loan Rev-Principal Repmt	20,000,000	20,000,000		20,000,000	
479945	Loan Rev-Fees	102,517	102,517		102,517	
479994	Developer Exactions	225,000	57,050,000	56,825,000		(57,050,000)
479999	Other Non-Operating Revenue	45,000	1,045,000	1,000,000	1,045,000	
486150	Exp Rec Fr Adm (AAO)	200,000		(200,000)		
486190	Exp Rec Fr Child;Youth&Fam AAO	953,645	595,567	(358,078)	592,573	(2,994)
486195	EXP REC Fr HomelessnessSvcsAAO	9,625,974	12,504,476	2,878,502	19,612,815	7,108,339
486290	Exp Rec Fr Emergency Comm Dept	58,640	58,640		58,640	
486370	Exp Rec Fr Comm Health Svc AAO	469,320	519,320	50,000	569,320	50,000
486430	Exp Rec Fr Public Library AAO	25,000		(25,000)		
486500	Exp Rec Fr Police Comssn AAO	68,929	68,929		68,929	
486530	Exp Rec Fr Port Commission AAO	16,646	33,646	17,000	33,646	
486550	Exp Rec Fr Public TransprtnAAO	288,159	288,159		288,159	
486570	Exp Rec Fr Rent ArbtrtonBd AAO		120,000	120,000	120,000	
486580	Exp Rec Fr Human Rights (AAO)	300,000		(300,000)		
486630	Exp Rec Fr Rec & Park (AAO)	20,948	20,948		20,948	
486690	Exp Rec Fr Human Services AAO	215,299	265,299	50,000	265,299	
486740	Exp Rec Fr PUC (AAO)	339,270	389,270	50,000	389,270	
493001	OTI Fr 1G-General Fund	61,290,000	200,000	(61,090,000)		(200,000)
495001	ITI Fr 1G-General Fund	45,600,000		(45,600,000)		
499999	Beg Fund Balance - Budget Only	3,590,690	3,747,412	156,722	3,813,514	66,102
999989	ELIMSD TRANSFER ADJ-SOURCES		(200,000)	(200,000)		200,000
General Fund Support		158,974,642	98,614,484	(60,360,158)	99,970,228	1,355,744
Total Sources by Fund		**326,783,206**	**206,307,156**	**(120,476,050)**	**157,972,531**	**(48,334,625)**

Uses of Funds Detail Appropriation

Operating

Fund Code	Fund Title	Code	Title	2019-2020 Original Budget	2020-2021 Adopted Budget	2020-2021 Change From 2019-2020	2021-2022 Adopted Budget	2021-2022 Change From 2020-2021
10000	GF Annual Account Ctrl		Salaries	4,532,860	4,115,771	(417,089)	3,957,098	(158,673)

Fund Code	Fund Title	Code	Title	2019-2020 Original Budget	2020-2021 Adopted Budget	2020-2021 Change From 2019-2020	2021-2022 Adopted Budget	2021-2022 Change From 2020-2021
10000	GF Annual Account Ctrl		Mandatory Fringe Benefits	2,023,385	1,939,136	(84,249)	1,926,901	(12,235)
			Non-Personnel Services	208,597	208,597		208,597	
			City Grant Program	1,376	34,631	33,255	34,631	
			Materials & Supplies	98,000	30,000	(68,000)	30,000	
			Overhead and Allocations		309,366	309,366	304,547	(4,819)
			Services Of Other Depts	1,860,872	1,962,636	101,764	2,049,849	87,213
10000 Total				**8,725,090**	**8,600,137**	**(124,953)**	**8,511,623**	**(88,514)**
Operating Total				**8,725,090**	**8,600,137**	**(124,953)**	**8,511,623**	**(88,514)**

Annual Projects - Authority Control

Fund Code	Fund Title	Code	Title	2019-2020 Original Budget	2020-2021 Adopted Budget	2020-2021 Change From 2019-2020	2021-2022 Adopted Budget	2021-2022 Change From 2020-2021
10010	GF Annual Authority Ctrl	17165	Board Enhancements	2,491,000	6,033,261	3,542,261	5,575,000	(458,261)
		17168	Mohcd Children's Baseline	1,175,164	1,209,559	34,395	1,209,559	
		17172	Ellis Act	140,048	142,294	2,246	143,520	1,226
		17184	MY Hope Sf Initiative	1,308,089	1,553,089	245,000	1,308,089	(245,000)
		17187	Gf Cdbg And Hopwa	2,383,713	2,383,713		2,383,713	
		17195	Moh-Low Income Capacity Bldg	2,150,513	2,000,513	(150,000)	2,000,513	
		17198	MO CBO Grant Pool	30,599,919	33,406,889	2,806,970	29,299,513	(4,107,376)
		17216	Mohcd Transitional Age Youth B	188,888	194,382	5,494	194,382	
		17229	MY Mayor's Special-protocol Fund	25,000	25,000		25,000	
		20742	735 Davis ELI Senior Subsidy		125,000	125,000	125,000	
		88888	CoVid Incident Response		220,000	220,000		(220,000)
10010 Total				**40,462,334**	**47,293,700**	**6,831,366**	**42,264,289**	**(5,029,411)**
Annual Projects - Authority Control Total				**40,462,334**	**47,293,700**	**6,831,366**	**42,264,289**	**(5,029,411)**

Continuing Projects - Authority Control

Fund Code	Fund Title	Code	Title	2019-2020 Original Budget	2020-2021 Adopted Budget	2020-2021 Change From 2019-2020	2021-2022 Adopted Budget	2021-2022 Change From 2020-2021
10020	GF Continuing Authority Ctrl	16540	AD Coit Program Planning	170,000		(170,000)		
		17069	GE Public Housing Rebuild Fund	5,002,218	2,765,647	(2,236,571)	2,839,316	73,669
		17070	GE Public Safety Projects	5,000	5,000		5,000	
		17182	MY Housing Trust Fund - Moh	65,600,000		(65,600,000)		
		17231	MY Mayor's Special-strategic P	150,000	150,000		150,000	

Fund Code	Fund Title	Code	Title	2019-2020 Original Budget	2020-2021 Adopted Budget	2020-2021 Change From 2019-2020	2021-2022 Adopted Budget	2021-2022 Change From 2020-2021
10020	GF Continuing Authority Ctrl	20738	Potrero market rate land sales	13,100,000		(13,100,000)		
		20945	ERAF MOH Housing Accelerator	10,000,000		(10,000,000)		
		20946	ERAF MOH Housing Preservation	18,460,000		(18,460,000)		
		21044	ERAFCMOH AffordableHouseGapFin	76,000,000		(76,000,000)		
		21520	GF Rent Subsidies				3,800,000	3,800,000
10020 Total				**188,487,218**	**2,920,647**	**(185,566,571)**	**6,794,316**	**3,873,669**
10492	2015 AFFORD HOUS GOB 3RD 2019C	21015	2015 GO Bond 3rd-Public Hsg		(60,723)	(60,723)		60,723
		21016	2015 GO Bond 3rd-Low Income		49,458	49,458		(49,458)
		21017	2015 GO Bond 3rd-Mission Hsg		11,465	11,465		(11,465)
		21019	2015 GO Bond 3rd-Issuance Cost		(200)	(200)		200
10492 Total				**0**	**0**	**0**	**0**	**0**
10580	SR Citywide Affordable Housing	17166	MY Affordable Housing Fund-moh	3,590,690	3,747,412	156,722	3,813,514	66,102
		20906	180 Jones Affordable Housing		11,250,000	11,250,000		(11,250,000)
		21266	AAU DA - Affordable Housing		37,600,000	37,600,000		(37,600,000)
		21267	AAU DA - Small Sites		8,200,000	8,200,000		(8,200,000)
10580 Total				**3,590,690**	**60,797,412**	**57,206,722**	**3,813,514**	**(56,983,898)**
10581	SR OCOH Nov18 PropC GF Advance	20943	ERAF MOH AffordableHouseAcqDev	42,690,000		(42,690,000)		
		20950	ERAF MOH Trans Housing	2,000,000		(2,000,000)		
		20951	ERAF MOH EmrgncyRentAssistance	1,600,000		(1,600,000)		
		21046	ERAF MOH CoopLivingMentalHlth	6,000,000		(6,000,000)		
		21048	ERAF MOH HomelessFamHsgVoucher	5,000,000		(5,000,000)		
		21049	ERAF MOH SnrDisabledHsgSubsidy	2,000,000		(2,000,000)		
		21050	ERAF MOH HIV+ResidntHsgSubsidy	2,000,000		(2,000,000)		
10581 Total				**61,290,000**	**0**	**(61,290,000)**	**0**	**0**
10790	SR Housing Program Fees	17194	MY Moh Loan Administration Fee	147,517	147,517		147,517	
		17211	MY Revenue From Rents & Leases	30,000	30,000		30,000	
		20737	Transbay Block 1 HOA reserve	225,000		(225,000)		
		20768	2016 HOUS GOB Repay MOHCD part		1,000,000	1,000,000	1,000,000	
10790 Total				**402,517**	**1,177,517**	**775,000**	**1,177,517**	**0**
10795	SR Housing Trust Fund	17182	MY Housing Trust Fund - Moh		59,800,000	59,800,000	62,400,000	2,600,000
10795 Total				**0**	**59,800,000**	**59,800,000**	**62,400,000**	**2,600,000**
11802	SR Culture & Rec Hotel Tax	20290	Cultural Districts	3,135,000	2,430,000	(705,000)	2,673,000	243,000
11802 Total				**3,135,000**	**2,430,000**	**(705,000)**	**2,673,000**	**243,000**
14190	SR Low-mod Inc Housing NonBond	17177	MY Low-mod Housing Assets	6,772,608	6,712,400	(60,208)	6,712,400	
14190 Total				**6,772,608**	**6,712,400**	**(60,208)**	**6,712,400**	**0**
Continuing Projects - Authority Control Total				**263,678,033**	**133,837,976**	**(129,840,057)**	**83,570,747**	**(50,267,229)**

Grants Projects

Fund Code	Fund Title	Code	Title	2019-2020 Original Budget	2020-2021 Adopted Budget	2020-2021 Change From 2019-2020	2021-2022 Adopted Budget	2021-2022 Change From 2020-2021
10770	SR Neighborhood Dev-Grants	10036027	CNI-Choice Neighborhoods Imple		104,816	104,816		(104,816)
10770 Total				**0**	**104,816**	**104,816**	**0**	**(104,816)**
12550	SR Grants; GSF Continuing	10023951	Mayor'S Special/Strategic Part	150,000		(150,000)		
		10035672	MYR Specials/Strategic Grants		150,000	150,000	150,000	
12550 Total				**150,000**	**150,000**	**0**	**150,000**	**0**
Grants Projects Total				**150,000**	**254,816**	**104,816**	**150,000**	**(104,816)**

Work Orders/Overhead

Fund Code	Fund Title	Code	Title	2019-2020 Original Budget	2020-2021 Adopted Budget	2020-2021 Change From 2019-2020	2021-2022 Adopted Budget	2021-2022 Change From 2020-2021
10060	GF Work Order	232065	MYR Housing & Community Dev	11,842,984	14,143,763	2,300,779	21,334,107	7,190,344
		232055	MYR Office Of The Mayor	1,924,765	2,176,764	251,999	2,141,765	(34,999)
10060 Total				**13,767,749**	**16,320,527**	**2,552,778**	**23,475,872**	**7,155,345**
Work Orders/Overhead Total				**13,767,749**	**16,320,527**	**2,552,778**	**23,475,872**	**7,155,345**
Total Uses of Funds				**326,783,206**	**206,307,156**	**(120,476,050)**	**157,972,531**	**(48,334,625)**

Department: MTA Municipal Transprtn Agncy

Fund Summary

Fund Title	2019-2020 Original Budget	2020-2021 Adopted Budget	2020-2021 Change From 2019-2020	2021-2022 Adopted Budget	2021-2022 Change From 2020-2021
Municipal Transportation Agcy	1,283,050,927	1,546,030,662	262,979,735	1,387,520,158	(158,510,504)
Total Uses by Funds	**1,283,050,927**	**1,546,030,662**	**262,979,735**	**1,387,520,158**	**(158,510,504)**

Division Summary

MTAAW Agency-wide	141,801,017	275,235,831	133,434,814	163,066,733	(112,169,098)
MTABD Board Of Directors	764,569	623,736	(140,833)	628,877	5,141
MTACC CV-Captl Progr & Constr	70,428,030	131,171,758	60,743,728	84,523,828	(46,647,930)
MTACO Communications	7,274,098	6,129,018	(1,145,080)	6,161,307	32,289
MTAED Executive Director	866,728	2,477,752	1,611,024	3,171,409	693,657
MTAFA Fit Finance & Info Tech	118,047,809	133,890,666	15,842,857	136,649,295	2,758,629
MTAGA Government Affairs	1,375,057	1,706,572	331,515	1,719,475	12,903
MTAHR Human Resources	37,621,954	22,305,315	(15,316,639)	22,028,389	(276,926)
MTAPA Policy & Administration		329,802	329,802	332,369	2,567
MTASA Safety	4,416,859	7,195,305	2,778,446	7,229,691	34,386
MTASM Street Management	176,087,512	222,705,868	46,618,356	196,478,892	(26,226,976)
MTATS Transit Svc Division	690,444,012	706,561,675	16,117,663	726,360,548	19,798,873
MTATZ Taxi & Accessible Svc	33,923,282	35,697,364	1,774,082	39,169,345	3,471,981
Total Uses by Division	**1,283,050,927**	**1,546,030,662**	**262,979,735**	**1,387,520,158**	**(158,510,504)**

Chart of Account Summary

Salaries	533,779,827	553,520,219	19,740,392	564,980,316	11,460,097
Mandatory Fringe Benefits	266,019,778	288,320,400	22,300,622	308,708,423	20,388,023
Non-Personnel Services	235,272,762	250,632,275	15,359,513	258,048,731	7,416,456
Capital Outlay	89,717,483	196,048,408	106,330,925	86,385,591	(109,662,817)
Debt Service	25,915,831	23,380,098	(2,535,733)	23,361,615	(18,483)
Intrafund Transfers Out	43,081,073	184,412,350	141,331,277	72,234,568	(112,177,782)
Materials & Supplies	78,536,496	74,050,846	(4,485,650)	74,041,918	(8,928)
Overhead and Allocations	(35,874,356)	(35,836,939)	37,417	(36,167,961)	(331,022)
Programmatic Projects		164,000	164,000		(164,000)
Services Of Other Depts	82,105,751	85,308,972	3,203,221	89,502,847	4,193,875
Transfers Out	246,924,083	204,298,040	(42,626,043)	260,328,927	56,030,887

Unappropriated Rev Retained			139,964,383	139,964,383	18,658,678	(121,305,705)
Unappropriated Rev-Designated		7,577,355	(29,522,000)	(37,099,355)		29,522,000
Transfer Adjustment - Uses		(290,005,156)	(388,710,390)	(98,705,234)	(332,563,495)	56,146,895
Total Uses by Chart of Account		**1,283,050,927**	**1,546,030,662**	**262,979,735**	**1,387,520,158**	**(158,510,504)**
	Sources of Funds Detail by Account					
420230	Other Taxi Permit Fees	90,406		(90,406)		
420233	Other Taxi Permit Renewal Fees	1,551,416		(1,551,416)		
420234	Taxi New Driver Permits	16,546		(16,546)		
420236	Taxi Driver Permit Renewal Fee	541,757		(541,757)		
420237	Color Scheme Permit-Lease Pymt	241,593		(241,593)		
420311	Truck Permits	58,951	49,571	(9,380)	57,089	7,518
420330	Neighborhood Parking Permits	15,776,187	16,244,057	467,870	16,932,968	688,911
420331	Special Traffic Permit	1,520,463	2,156,000	635,537	2,422,787	266,787
425110	Traffic Fines - Moving	3,513,408	1,275,052	(2,238,356)	1,360,103	85,051
425120	Traffic Fines - Parking	99,801,313	86,820,040	(12,981,273)	104,550,936	17,730,896
425130	Traffic Fines - Boot Program	1,285,166	894,248	(390,918)	1,038,954	144,706
425160	Safe Path Of Travel	52,621	72,765	20,144	80,478	7,713
425305	Proof Of Payment Fees	2,779,434	2,169,656	(609,778)	2,633,510	463,854
425306	Taxi Enforcmnt-PermitHoldrFine	25,937	200,000	174,063	200,000	
425920	Penalties	637,454	877,349	239,895	1,020,302	142,953
430150	Interest Earned - Pooled Cash	4,568,823	15,199,156	10,630,333	9,700,560	(5,498,596)
435110	Parking Meter Collections	15,720,503	8,765,327	(6,955,176)	9,986,408	1,221,081
435111	Parking Meter Card	3,933,849	2,027,745	(1,906,104)	2,337,987	310,242
435113	Construction Parking Meter Fee	1,841,747	2,241,586	399,839	2,928,642	687,056
435114	Parking Meter Pay By Phone	8,758,909	13,652,372	4,893,463	16,580,736	2,928,364
435115	Parking Meter Credit Card	41,267,439	39,579,970	(1,687,469)	43,383,400	3,803,430
435211	Golden Gateway Garage	6,890,810	5,869,552	(1,021,258)	8,096,200	2,226,648
435212	Lombard Garage	871,813	693,146	(178,667)	775,711	82,565
435213	Mission Bartlett Garage	2,511,079	2,341,710	(169,369)	2,623,669	281,959
435214	Moscone Center Garage	3,698,243	3,278,394	(419,849)	3,677,159	398,765
435215	Performing Arts Garage	4,276,093	4,004,324	(271,769)	4,493,218	488,894
435216	Polk-Bush Garage	766,450	796,181	29,731	891,365	95,184
435217	Seventh & Harrison Lot	443,303	435,600	(7,703)	480,353	44,753
435218	St. Mary's Garage	2,669,464	2,351,077	(318,387)	2,639,637	288,560
435220	Vallejo St. Garage	980,364	796,181	(184,183)	890,857	94,676
435221	North Beach Garage	1,768,683	1,400,343	(368,340)	1,569,434	169,091
435223	Sutter-Stockton Garage	11,175,000	9,922,213	(1,252,787)	10,477,586	555,373
435227	SFGH Campus Garage	4,312,913	4,449,249	136,336	4,989,950	540,701

435230	Lombard - Retail	359,936	76,095	(283,841)	391,890	315,795
435233	16Th & Hoff Parking Garage Rev	715,201	655,679	(59,522)	735,338	79,659
435235	Emplye Parking-Oth City Depts	1,823,638	2,254,996	431,358	3,427,337	1,172,341
435236	Pierce Street Garage		608,845	608,845	684,495	75,650
435241	Moscone Retail	118,953	23,860	(95,093)	119,300	95,440
435242	Perfoming Arts Retail	176,689	26,881	(149,808)	138,437	111,556
435249	Japan Center Garages	1,843,440	1,357,127	(486,313)	1,556,208	199,081
435282	5Th & Mission Garage	20,101,031	17,325,741	(2,775,290)	18,592,142	1,266,401
435283	Ellis-O'Farrell Garage	5,676,756	5,066,609	(610,147)	5,869,300	802,691
435284	Polk Bush Retail	125,260	15,728	(109,532)	81,001	65,273
435285	Vallejo Retail	198,521	190,544	(7,977)	224,070	33,526
435286	Sutter-Stockton Retail	1,164,856	138,153	(1,026,703)	690,766	552,613
435288	Golden Gateway Garage-Commercl	98,426	135,760	37,334	159,629	23,869
435289	Pierce Street Garage-Commercl	67,446	59,405	(8,041)	69,882	10,477
435290	SFGH Garage-Commerical	77,765	71,375	(6,390)	83,943	12,568
435291	Saint Mary's Sq Garge-Commercl	16,164	2,155	(14,009)	11,100	8,945
435292	5Th & Mission Garage-Commercl	1,537,994	1,305,977	(232,017)	1,493,867	187,890
435293	Ellis-O'Farrel Garage-Commercl	907,316	902,376	(4,940)	1,032,774	130,398
439813	Pole (Wireless) Rental		1,007,113	1,007,113	1,008,896	1,783
439899	Other City Property Rentals	2,210,387	1,944,588	(265,799)	2,294,879	350,291
441101	Transit Operating AsstnceFed	4,062,514	181,365,313	177,302,799	4,782,205	(176,583,108)
447101	State Sales Tax(Ab1107)	44,566,452	42,098,816	(2,467,636)	46,045,733	3,946,917
447501	Low Carbon Transit Offst Lctop	8,800,000	13,194,000	4,394,000	13,194,000	
449101	TDA Sales Tax-Operating	47,547,584	41,063,438	(6,484,146)	47,362,317	6,298,879
449102	SF Transportation Authority	9,670,000	10,468,010	798,010	9,963,208	(504,802)
449103	BART ADA	1,791,749	2,094,764	303,015	2,157,607	62,843
449104	Bridge Tolls-Operating	2,768,126	2,418,751	(349,375)	2,588,063	169,312
449105	Sta-Operating	51,625,465	46,270,753	(5,354,712)	63,997,147	17,726,394
449106	Sta-Paratransit	441,429	559,704	118,275	659,039	99,335
460169	Curb Painting Fees	1,145,926	1,575,142	429,216	1,373,108	(202,034)
460170	Temporary Sign Fees	2,021,887	2,754,806	732,919	2,914,381	159,575
460199	Other General Government Chrge	879,125	1,119,354	240,229	1,111,386	(7,968)
460652	Street Closing Fee	260,480	236,942	(23,538)	246,101	9,159
460688	Abandoned Vehicle Fee	500,000	419,615	(80,385)	488,179	68,564
460689	Tow Surcharge Fee	22,060,932	21,469,276	(591,656)	25,494,897	4,025,621
460699	Other Public Safety Charges	150,000	151,008	1,008		(151,008)
466101	Adult Monthly Pass	26,661,947	14,592,423	(12,069,524)	20,073,616	5,481,193
466103	Muni Feeder Svc To BART Statin	3,558,964	2,787,260	(771,704)	3,970,225	1,182,965
466104	Youth Monthly Pass	559,856	343,404	(216,452)	814,841	471,437

466105	Senior Monthly Pass	1,349,223	856,075	(493,148)	1,178,166	322,091
466108	One Day Pass(Without CableCar)		1,873,781	1,873,781	2,242,079	368,298
466109	Class Pass Sticker	6,000,000	5,831,096	(168,904)	8,175,992	2,344,896
466110	Lifeline Pass	7,935,331	7,290,051	(645,280)	7,755,582	465,531
466111	City Pass	1,267,578		(1,267,578)		
466112	Disabled Monthly Sticker	410,524	190,952	(219,572)	262,075	71,123
466113	Muni-Only Adult Monthly Pass	47,006,119	29,077,453	(17,928,666)	39,969,329	10,891,876
466201	1 Day Passport-Cable Car	4,090,256	1,600,051	(2,490,205)	4,420,117	2,820,066
466203	3 Day Passport-Cable Car	5,495,807	938,907	(4,556,900)	2,498,238	1,559,331
466207	7 Day Passport-Cable Car	2,182,147	438,343	(1,743,804)	1,136,980	698,637
466222	Single Ride Cable Car Ticket	7,273,198	2,872,051	(4,401,147)	7,832,680	4,960,629
466295	Cable Car Cash - Conductors	9,646,140	1,631,023	(8,015,117)	4,342,511	2,711,488
466301	Transit Cash Fares	84,266,335	65,437,348	(18,828,987)	77,504,269	12,066,921
466302	BART-Muni Transfers	238,309	118,721	(119,588)	141,153	22,432
466304	Disc Single Ride Tckt Booklet	95,015	51,496	(43,519)	70,409	18,913
466305	Chase Center Transit Ticket		570,538	570,538	2,124,142	1,553,604
466306	Special Event Cash Fare	127,439	18,532	(108,907)	53,478	34,946
466401	Transit Special Service	24,839	5,314	(19,525)	17,569	12,255
466502	Vehicle Advertising	6,520,042	1,575,000	(4,945,042)	3,225,000	1,650,000
466503	BART-Station Advertising	1,875,943	467,400	(1,408,543)	934,800	467,400
466504	Transit Shelter Advertising	15,916,801	10,913,238	(5,003,563)	16,962,369	6,049,131
466601	Transit Tokens	577,779	307,596	(270,183)	419,852	112,256
466701	Paratransit Revenue	1,395,492	923,836	(471,656)	1,117,917	194,081
466901	Transit Impact Development Fee		16,072,066	16,072,066	33,541,007	17,468,941
466997	Pole (Wireless) Misc Fees	495,267	496,198	931	508,704	12,506
469901	Customer Svc Transaction Fees	153,512	121,049	(32,463)	121,547	498
475414	Transit Sustainability Fee	10,743,483	102,465,568	91,722,085	54,496,000	(47,969,568)
475415	Community ImprovementImpactFee	5,094,000	8,987,620	3,893,620	11,890,720	2,903,100
486030	Exp Rec Fr Admin Svcs (AAO)	170,000	170,000		170,000	
486150	Exp Rec Fr Adm (AAO)	150,000	75,000	(75,000)	75,000	
486340	Exp Rec Fr Fire Dept (AAO)	20,000	20,000		20,000	
486500	Exp Rec Fr Police Comssn AAO	10,000	10,000		10,000	
486530	Exp Rec Fr Port Commission AAO	1,144,600	2,351,706	1,207,106	2,430,906	79,200
486560	Exp Rec Fr Public Works (AAO)	5,000	4,840	(160)	5,000	160
486610	Exp Rec Fr Regstar Of Votr AAO	114,733	72,450	(42,283)	72,450	
486690	Exp Rec Fr Human Services AAO	1,264,191	819,587	(444,604)	846,681	27,094
486800	Exp Rec Fr Cleanwater (AAO)	70,000	70,000		70,000	
493001	OTI Fr 1G-General Fund	73,731,874	54,002,559	(19,729,315)	74,223,842	20,221,283
493009	OTI Fr 2S/GSF-General Svcs Fd		7,383,949	7,383,949	8,880,959	1,497,010

493011	OTI Fr 2S/GTF-Gasoline Tax Fd	3,098,525	3,098,525		3,098,525	
493025	OTI Fr 3C/XCF-City FacCapPrjFd		250,000	250,000		(250,000)
493031	OTI Fr 5M-MTA Transit Funds		5,844,417	5,844,417	5,836,293	(8,124)
493032	OTI Fr 5N-MTA SM&SustainableSt	207,233,079	158,762,619	(48,470,460)	214,801,630	56,039,011
493033	OTI Fr 5O-MTA-Taxi Comissn Fd	3,346,742	3,346,742		3,346,742	
493034	OTI Fr 5P-Port of SanFrancisco	1,050,000		(1,050,000)		
493036	OTI Fr 5T-Hetch Hetchy W&P Fds		2,507,000	2,507,000	735,000	(1,772,000)
493038	OTI Fr 5X-MTA Parking Garages	36,344,262	36,344,262		36,344,262	
495025	ITI Fr 5M-MTA Transit Funds	38,081,073	162,412,350	124,331,277	72,234,568	(90,177,782)
495026	ITI Fr 5N-MTA SM&SustainableSt	5,000,000	22,000,000	17,000,000		(22,000,000)
499999	Beg Fund Balance - Budget Only	25,081,073	183,859,093	158,778,020	39,057,804	(144,801,289)
999989	ELIMSD TRANSFER ADJ-SOURCES	(290,005,156)	(388,710,390)	(98,705,234)	(332,563,495)	56,146,895
General Fund Support		446,320,000	383,490,000	(62,830,000)	432,160,000	48,670,000
Total Sources by Fund		**1,283,050,927**	**1,546,030,662**	**262,979,735**	**1,387,520,158**	**(158,510,504)**

Reserved Appropriations

Controller Reserves:

10010131	MS IPIC-Eastern Neighborhood	985,000	985,000		(985,000)
10010137	MS IPIC-Market Octavia	395,000	395,000	3,650,000	3,255,000
10010140	MS TSF-COMPLETE ST (BIKE&PED)	3,073,967	3,073,967	1,634,880	(1,439,087)
10011999	Tsf-Transit Cap Maint & Progra	54,553,308	54,553,308	22,780,200	(31,773,108)
10012000	MT Tsf-Transit Svc&Reliability	2,049,311	2,049,311	1,089,920	(959,391)
10012001	MT Tsf-Transit Srvc Exp&Realib	32,788,982	32,788,982	17,438,720	(15,350,262)
10035880	MS IPIC SOMA	6,830,000	6,830,000	2,390,000	(4,440,000)
10035881	MT IPIC SOMA	100,000	100,000	1,819,000	1,719,000
10035882	MT IPIC HUB	677,620	677,620	4,031,720	3,354,100
Controller Reserves: Total		**101,453,188**	**101,453,188**	**54,834,440**	**(46,618,748)**

Uses of Funds Detail Appropriation

Operating

Fund Code	Fund Title	Code	Title	2019-2020 Original Budget	2020-2021 Adopted Budget	2020-2021 Change From 2019-2020	2021-2022 Adopted Budget	2021-2022 Change From 2020-2021
22260	MTA TS Op Annual Account Ctrl		Salaries	448,555,746	461,327,049	12,771,303	469,988,295	8,661,246
			Mandatory Fringe Benefits	195,259,197	209,171,829	13,912,632	224,750,707	15,578,878
			Non-Personnel Services	131,428,808	143,403,982	11,975,174	147,271,519	3,867,537
			Capital Outlay		2,107,600	2,107,600	2,236,598	128,998

Fund Code	Fund Title	Code	Title	2019-2020 Original Budget	2020-2021 Adopted Budget	2020-2021 Change From 2019-2020	2021-2022 Adopted Budget	2021-2022 Change From 2020-2021
22260	MTA TS Op Annual Account Ctrl		Debt Service	25,915,831		(25,915,831)		
			Intrafund Transfers Out	13,000,000	119,549,335	106,549,335	17,525,322	(102,024,013)
			Materials & Supplies	71,056,156	67,374,511	(3,681,645)	67,262,628	(111,883)
			Overhead and Allocations	76,714,944	(101,547,628)	(178,262,572)	79,620,856	181,168,484
			Services Of Other Depts	17,348,459	16,472,870	(875,589)	19,039,561	2,566,691
			Transfers Out		5,844,417	5,844,417	5,836,293	(8,124)
			Unappropriated Rev Retained		15,524,383	15,524,383	18,658,678	3,134,295
			Unappropriated Rev-Designated	6,585,355		(6,585,355)		
			Transfer Adjustment - Uses	(13,000,000)	(125,393,752)	(112,393,752)	(23,361,615)	102,032,137
22260 Total				**972,864,496**	**813,834,596**	**(159,029,900)**	**1,028,828,842**	**214,994,246**
22261	MTA TS DSF REVBD S2017 (NEW)		Debt Service		9,998,454	9,998,454	9,998,121	(333)
22261 Total				**0**	**9,998,454**	**9,998,454**	**9,998,121**	**(333)**
22262	MTA TS DSF REVBD S2014A (NEW)		Debt Service		1,794,625	1,794,625	1,793,265	(1,360)
22262 Total				**0**	**1,794,625**	**1,794,625**	**1,793,265**	**(1,360)**
22264	MTA TS DSF REVBD 2012B (NEW)		Debt Service		994,734	994,734	994,734	
22264 Total				**0**	**994,734**	**994,734**	**994,734**	**0**
22266	MTA TS DSF REVBD 2013A (NEW)		Debt Service		4,747,868	4,747,868	4,739,202	(8,666)
22266 Total				**0**	**4,747,868**	**4,747,868**	**4,739,202**	**(8,666)**
22870	MTA SS Op Annual Account Ctrl		Salaries	52,297,125	59,940,189	7,643,064	62,241,422	2,301,233
			Mandatory Fringe Benefits	26,965,645	33,204,872	6,239,227	35,472,503	2,267,631
			Non-Personnel Services	90,570,538	93,255,191	2,684,653	95,044,345	1,789,154
			Capital Outlay		1,464,684	1,464,684	1,389,553	(75,131)
			Intrafund Transfers Out	5,000,000	22,000,000	17,000,000		(22,000,000)
			Materials & Supplies	5,400,247	5,037,553	(362,694)	5,122,553	85,000
			Overhead and Allocations	20,383,416	21,375,232	991,816	22,467,365	1,092,133
			Services Of Other Depts	7,706,337	10,252,059	2,545,722	10,643,252	391,193
			Transfers Out	246,924,083	198,453,623	(48,470,460)	254,492,634	56,039,011
			Unappropriated Rev-Designated					
			Transfer Adjustment - Uses	(251,924,083)	(220,453,623)	31,470,460	(254,492,634)	(34,039,011)
22870 Total				**203,323,308**	**224,529,780**	**21,206,472**	**232,380,993**	**7,851,213**
23410	MTA SS OPR DEBT SERVICE-13A		Debt Service		1,186,966	1,186,966	1,184,799	(2,167)
23410 Total				**0**	**1,186,966**	**1,186,966**	**1,184,799**	**(2,167)**
23420	MTA SS OPR DEBT SERVICE-14A		Debt Service		2,691,937	2,691,937	2,689,897	(2,040)
23420 Total				**0**	**2,691,937**	**2,691,937**	**2,689,897**	**(2,040)**
23430	MTA SS OPR DEBT SERVICE 12A		Debt Service		1,725,167	1,725,167	1,721,250	(3,917)
23430 Total				**0**	**1,725,167**	**1,725,167**	**1,721,250**	**(3,917)**

Fund Code	Fund Title	Code	Title	2019-2020 Original Budget	2020-2021 Adopted Budget	2020-2021 Change From 2019-2020	2021-2022 Adopted Budget	2021-2022 Change From 2020-2021
23440	MTA SS OPR DEBT SERVICE 12B		Debt Service		240,347	240,347	240,347	
23440 Total				**0**	**240,347**	**240,347**	**240,347**	**0**
Operating Total				**1,176,187,804**	**1,061,744,474**	**(114,443,330)**	**1,284,571,450**	**222,826,976**

Continuing Projects - Authority Control

Fund Code	Fund Title	Code	Title	2019-2020 Original Budget	2020-2021 Adopted Budget	2020-2021 Change From 2019-2020	2021-2022 Adopted Budget	2021-2022 Change From 2020-2021
22280	MTA TS ContinuingAuthorityCtrl	16388	MT Translink Consortium		(29,440,000)	(29,440,000)		29,440,000
		18735	MT Mta-wide Facilities Maint P	13,000,000	30,490,654	17,490,654		(30,490,654)
		80179	MT 10035193 Lombard Price Sys	450,000		(450,000)		
		80180	MT 10035194 School Transp Stdy	30,000		(30,000)		
		80181	MT 10035195 D4 Mobility Stdy	30,000		(30,000)		
		80182	MT 10035196 Excelsior Tables	5,000		(5,000)		
		80183	MT 10035197 Excelsior Perform	8,000		(8,000)		
		80248	MT 10036269 Transit CapProjRev		10,000,000	10,000,000		(10,000,000)
		80249	MT 10036270 AgcyWProjContigcy		85,000,000	85,000,000		(85,000,000)
		80255	MT 10036292 CatastrophLossRsv		29,440,000	29,440,000		(29,440,000)
22280 Total				**13,523,000**	**125,490,654**	**111,967,654**	**0**	**(125,490,654)**
22395	MTA TS CAP REVBD S2017	18798	MT Mta 2017 Rev Bond S2017-tra		4,507,581	4,507,581		(4,507,581)
22395 Total				**0**	**4,507,581**	**4,507,581**	**0**	**(4,507,581)**
22420	MTA TS CAP DEV IMPACT PRJ	18845	MT Ipic-eastern Neighborhood	2,575,000		(2,575,000)		
		18846	MT Ipic-market Octavia	150,000		(150,000)		
		18851	MT Tsf-transit Svc & Reliabili	580,729		(580,729)		
		18852	MT Tsf-transit Srvc Exp & Real	9,291,661		(9,291,661)		
		80224	MT 10035881 IPIC SOMA		100,000	100,000	1,819,000	1,719,000
		80225	MT 10035882 IPIC HUB		677,620	677,620	4,031,720	3,354,100
22420 Total				**12,597,390**	**777,620**	**(11,819,770)**	**5,850,720**	**5,073,100**
22890	MTA SS ContinuingAuthorityCtrl	19139	WW Facilities & Infrastructure		250,000	250,000		(250,000)
		19180	MS District Festivals D5-addba	82,000	82,000			(82,000)
		19181	MS Vision Zero D7-addback	250,000		(250,000)		
		19694	MS Lombard Tolling Study & Pla	250,000		(250,000)		
		80040	MS SSD Facilities Maint Proj	5,000,000		(5,000,000)		
		80178	MS-D9 PedSafe Imprv Cortland	20,000		(20,000)		
		80247	MS 10036268 ParkingMeterRepla		22,000,000	22,000,000		(22,000,000)
22890 Total				**5,602,000**	**22,332,000**	**16,730,000**	**0**	**(22,332,000)**
22940	MTA SS CAP REVBD 2012B	17943	MS Sfmta Rev Bond Series 12b F		89,740	89,740		(89,740)

Fund Code	Fund Title	Code	Title	2019-2020 Original Budget	2020-2021 Adopted Budget	2020-2021 Change From 2019-2020	2021-2022 Adopted Budget	2021-2022 Change From 2020-2021
22940 Total				**0**	**89,740**	**89,740**	**0**	**(89,740)**
22960	MTA SS CAP REVBD 2014A	18896	MG Sfmta Rev Bd S2014-garage P		2,117,497	2,117,497		(2,117,497)
22960 Total				**0**	**2,117,497**	**2,117,497**	**0**	**(2,117,497)**
23000	MTA SS CAP DEV IMPACT PRJ	18260	MS Ipic-eastern Neighborhood		985,000	985,000		(985,000)
		18261	MS Ipic-market Octavia	2,150,000	395,000	(1,755,000)	3,650,000	3,255,000
		18262	MS Ipic-visitacion Valley	219,000		(219,000)		
		18263	MS Tsf-complete Streets (bike&	871,093		(871,093)		
		80223	MS 10035880 IPIC SOMA		6,830,000	6,830,000	2,390,000	(4,440,000)
23000 Total				**3,240,093**	**8,210,000**	**4,969,907**	**6,040,000**	**(2,170,000)**
Continuing Projects - Authority Control Total				**34,962,483**	**163,525,092**	**128,562,609**	**11,890,720**	**(151,634,372)**

Grants Projects

Fund Code	Fund Title	Code	Title	2019-2020 Original Budget	2020-2021 Adopted Budget	2020-2021 Change From 2019-2020	2021-2022 Adopted Budget	2021-2022 Change From 2020-2021
22320	MTA TS OPR ANNUAL-FED	10017934	Ada Paratransit Operating Supp	4,062,514	4,782,205	719,691	4,782,205	
22320 Total				**4,062,514**	**4,782,205**	**719,691**	**4,782,205**	**0**
22330	MTA TS OPR ANNUAL-STA	10017942	Expanded Svc fod Disadvantaged	8,800,000	13,194,000	4,394,000	13,194,000	
22330 Total				**8,800,000**	**13,194,000**	**4,394,000**	**13,194,000**	**0**
22331	MTA TS COVID STIMULUS FUND-FED	10036322	MT COVID19 CARES ACT Funding		176,583,108	176,583,108		(176,583,108)
22331 Total				**0**	**176,583,108**	**176,583,108**	**0**	**(176,583,108)**
22350	MTA TS OPR ANNUAL-REG	10033251	Metro T-Third Street - Generic	2,575,000	2,418,751	(156,249)	2,588,063	169,312
		10033252	Metro Owl Svc Rte 14 - Generic	193,126		(193,126)		
22350 Total				**2,768,126**	**2,418,751**	**(349,375)**	**2,588,063**	**169,312**
Grants Projects Total				**15,630,640**	**196,978,064**	**181,347,424**	**20,564,268**	**(176,413,796)**

Continuing Projects - Project Control

Fund Code	Fund Title	Code	Title	2019-2020 Original Budget	2020-2021 Adopted Budget	2020-2021 Change From 2019-2020	2021-2022 Adopted Budget	2021-2022 Change From 2020-2021
22431	MTA TS CAP TSF TRANSIT	10012000	MT Tsf-Transit Svc&Reliability		2,049,311	2,049,311	1,089,920	(959,391)
		10012001	MT Tsf-Transit Srvc Exp&Realib		32,788,982	32,788,982	17,438,720	(15,350,262)
22431 Total				**0**	**34,838,293**	**34,838,293**	**18,528,640**	**(16,309,653)**
22455	MTA TS CAP Projects Prop B Fun	10034129	MT SFMTA Pop Growth Alloc	42,200,000	14,720,000	(27,480,000)	13,150,000	(1,570,000)
22455 Total				**42,200,000**	**14,720,000**	**(27,480,000)**	**13,150,000**	**(1,570,000)**
23021	MTA SS CAP TSF SSD	10010140	MS TSF-COMPLETE ST (BIKE&PED)		3,073,967	3,073,967	1,634,880	(1,439,087)
23021 Total				**0**	**3,073,967**	**3,073,967**	**1,634,880**	**(1,439,087)**

Fund Code	Fund Title	Code	Title	2019-2020 Original Budget	2020-2021 Adopted Budget	2020-2021 Change From 2019-2020	2021-2022 Adopted Budget	2021-2022 Change From 2020-2021
23035	MTA SS CAP Projects Prop B Fun	10034131	MS SFMTA POP GROWTH ALLOC SSD	14,070,000	16,597,464	2,527,464	14,400,000	(2,197,464)
23035 Total				**14,070,000**	**16,597,464**	**2,527,464**	**14,400,000**	**(2,197,464)**
Continuing Projects - Project Control Total				**56,270,000**	**69,229,724**	**12,959,724**	**47,713,520**	**(21,516,204)**

Work Orders/Overhead

Fund Code	Fund Title	Code	Title	2019-2020 Original Budget	2020-2021 Adopted Budget	2020-2021 Change From 2019-2020	2021-2022 Adopted Budget	2021-2022 Change From 2020-2021
22265	MTA OH OPR AGENCYWIDE NEW	139648	MTAAW Agency-wide	75,641,921	76,894,846	1,252,925	79,812,719	2,917,873
		103773	MTAFA Fit Finance & Info Tech	35,915,835	42,865,627	6,949,792	44,991,953	2,126,326
		103758	MTAHR Human Resources	19,044,664	13,919,255	(5,125,409)	14,126,883	207,628
		175644	MTACO Communications	7,261,098	6,129,018	(1,132,080)	6,161,307	32,289
		175649	MTAGA Government Affairs	1,375,057	1,706,572	331,515	1,719,475	12,903
		103776	MTAED Executive Director	866,728	2,477,752	1,611,024	3,171,409	693,657
		103788	MTABD Board Of Directors	764,569	623,736	(140,833)	628,877	5,141
		103745	MTASM Street Management	78,584	153,253	74,669	154,721	1,468
		210685	MTAPA Policy & Administration		329,802	329,802	332,369	2,567
			Transfer Adjustment - Uses	(140,948,456)	(145,099,861)	(4,151,405)	(151,099,713)	(5,999,852)
22265 Total				**0**	**0**	**0**	**0**	**0**
22305	MTA TS OPR PROJ SUP-PSF NEW	138672	MTACC CV-Captl Progr & Constr	3,751,691	3,098,089	(653,602)	3,257,977	159,888
		103773	MTAFA Fit Finance & Info Tech	2,125,663	1,936,404	(189,259)	1,914,512	(21,892)
		103745	MTASM Street Management	1,104,126	1,469,872	365,746	1,509,867	39,995
		138753	MTATS Transit Svc Division	673,420	1,038,381	364,961	1,038,381	
			Transfer Adjustment - Uses	(7,654,900)	(7,542,746)	112,154	(7,720,737)	(177,991)
22305 Total				**0**	**0**	**0**	**0**	**0**
22540	MTA TS SPE REV TIDF	138672	MTACC CV-Captl Progr & Constr		54,553,308	54,553,308	22,780,200	(31,773,108)
		139648	MTAAW Agency-wide					
22540 Total				**0**	**54,553,308**	**54,553,308**	**22,780,200**	**(31,773,108)**
Work Orders/Overhead Total				**0**	**54,553,308**	**54,553,308**	**22,780,200**	**(31,773,108)**
Total Uses of Funds				**1,283,050,927**	**1,546,030,662**	**262,979,735**	**1,387,520,158**	**(158,510,504)**

Department: POL Police

Fund Summary

Fund Title	2019-2020 Original Budget	2020-2021 Adopted Budget	2020-2021 Change From 2019-2020	2021-2022 Adopted Budget	2021-2022 Change From 2020-2021
City Facilities Improvement Fd	1,500,000		(1,500,000)		
General Fund	606,332,030	579,655,815	(26,676,215)	568,509,275	(11,146,540)
Public Protection Fund	6,418,110	7,848,537	1,430,427	6,025,881	(1,822,656)
San Francisco Intl Airport	78,072,176	80,386,750	2,314,574	81,180,136	793,386
Total Uses by Funds	**692,322,316**	**667,891,102**	**(24,431,214)**	**655,715,292**	**(12,175,810)**

Division Summary

POL - Airport	78,072,176	80,386,750	2,314,574	81,180,136	793,386
POL - FOB - Field Operations	437,305,664	422,474,594	(14,831,070)	413,745,971	(8,728,623)
POL - SOB - Special Operations	44,071,154	44,637,302	566,148	45,243,437	606,135
POL Admin	132,873,322	120,392,456	(12,480,866)	115,545,748	(4,846,708)
Total Uses by Division	**692,322,316**	**667,891,102**	**(24,431,214)**	**655,715,292**	**(12,175,810)**

Chart of Account Summary

Salaries	446,391,455	422,148,845	(24,242,610)	410,836,697	(11,312,148)
Mandatory Fringe Benefits	146,444,914	149,481,261	3,036,347	150,820,363	1,339,102
Non-Personnel Services	18,092,702	18,132,437	39,735	16,810,437	(1,322,000)
Capital Outlay	8,636,250	774,215	(7,862,035)	538,444	(235,771)
Facilities Maintenance	165,919		(165,919)		
Materials & Supplies	5,795,419	5,948,124	152,705	5,573,103	(375,021)
Programmatic Projects	5,583,177	10,003,292	4,420,115	4,254,993	(5,748,299)
Services Of Other Depts	61,212,480	61,402,928	190,448	66,881,255	5,478,327
Total Uses by Chart of Account	**692,322,316**	**667,891,102**	**(24,431,214)**	**655,715,292**	**(12,175,810)**

Sources of Funds Detail by Account

420240	Vehicle Theft Crimes-Revenue	507,959	507,959		507,959	
420312	Vehicle License Public Passngr	507,959	507,959		507,959	
425110	Traffic Fines - Moving	1,106,953	850,000	(256,953)	881,765	31,765
425230	Probation Costs	2,000	2,000		2,000	
444931	Fed Grants Pass-Thru State-Oth	539,105	266,286	(272,819)	266,286	

444939	Federal Direct Grant	429,130	564,948	135,818	389,948	(175,000)
444951	State-Narc Forfeitures&Seizure	222,435	222,435		222,435	
445999	State Revenue Adj Subobject	25,000	25,000		25,000	
448311	Public Safety Sales Tax Alloc	52,320,000	48,530,000	(3,790,000)	51,820,000	3,290,000
448999	Other State Grants & Subventns	416,499	1,916,859	1,500,360	416,859	(1,500,000)
449999	Other Local-Regional Grants	17,000		(17,000)		
460116	Recorder-Re Recordation Fee	100,000	100,000		100,000	
460186	Fingerprinting Fees	4,400	100	(4,300)	100	
460197	10B Adm Code Overhead - Police	1,350,000	2,000,000	650,000	2,075,000	75,000
460605	Car Park Solicitation	500,000	450,000	(50,000)	450,000	
460607	Massage Establishment	9,000	9,000		9,000	
460612	Second Hand Dealer General	15,000	1,000	(14,000)	1,000	
460619	Alarm Permit	2,831,184	3,209,484	378,300	3,284,484	75,000
460629	False Alarm Response Fee	10,000	1,000	(9,000)	1,000	
460637	Street Space	90,000	45,000	(45,000)	45,000	
460651	Fortune Teller Permit Fees	500	500		500	
460694	PoliceAdmFee-TraffcOffendrProg	200,000	200,000		200,000	
460699	Other Public Safety Charges	2,770,070	2,783,272	13,202	2,858,670	75,398
478201	Private Grants		17,000	17,000	17,000	
486020	Exp Rec Fr Airport (AAO)	12,218,666	9,610,527	(2,608,139)	10,722,102	1,111,575
486030	Exp Rec Fr Admin Svcs (AAO)	114,947	126,758	11,811	129,846	3,088
486180	Exp Rec Fr ConvFaciltsMgmt AAO	85,000	50,000	(35,000)	86,765	36,765
486190	Exp Rec Fr Child;Youth&Fam AAO	172,505		(172,505)		
486250	Exp Rec Fr City Attorney (AAO)	150,000	650,000	500,000	650,000	
486270	Exp Rec Fr Distrct Attorny AAO	30,000	30,000		30,000	
486370	Exp Rec Fr Comm Health Svc AAO	52,100	52,100		52,100	
486430	Exp Rec Fr Public Library AAO	225,282	15,000	(210,282)		(15,000)
486520	Exp Rec Fr Parking&Traffic AAO	175,000	175,000		200,000	25,000
486530	Exp Rec Fr Port Commission AAO	704,599	1,154,569	449,970	1,301,998	147,429
486550	Exp Rec Fr Public TransprtnAAO	3,300,975	3,894,374	593,399	4,012,473	118,099
486560	Exp Rec Fr Public Works (AAO)	60,000	60,000		60,000	
486690	Exp Rec Fr Human Services AAO	264,895		(264,895)		
486730	Exp Rec Fr Taxicab Comssn AAO	300,000	300,000		300,000	
487370	Exp Rec Fr Port Comssn NonAAO	407,056	9,173	(397,883)		(9,173)
499998	Prior Year Designated Reserve	1,500,000		(1,500,000)		
499999	Beg Fund Balance - Budget Only		254,819	254,819		(254,819)
999989	ELIMSD TRANSFER ADJ-SOURCES	78,072,176	80,386,750	2,314,574	81,180,136	793,386
General Fund Support		530,514,921	508,912,230	(21,602,691)	492,907,907	(16,004,323)

Total Sources by Fund	**692,322,316**	**667,891,102**	**(24,431,214)**	**655,715,292**	**(12,175,810)**

Reserved Appropriations

Board Reserves:

10001890	PC 1st Offender Prostitution			30,000	30,000
10001892	PC Investigative Operations			1,415,142	1,415,142
10001893	PC Operational Support Dept	400,000	400,000	161,050	(238,950)
10001895	PC Port Police Svc			1,142,350	1,142,350
10001897	PC Security Svc Work order			1,937,115	1,937,115
10001898	PC Tobacco/Illegal SalesToMinr			28,510	28,510
10001905	PC Administration			147,464	147,464
10001906	PC Airport Academy Class			600,000	600,000
10001911	PC Field Operations			6,054,204	6,054,204
10024144	PC Ples - Hud/oig Operation Sa			992,945	992,945
10024171	PC D9 Foot Patrol-2014 Bos Add			158,591	158,591
10024402	Police 36% Alloc Real Estate R			98,310	98,310
Board Reserves: Total		**400,000**	**400,000**	**12,765,681**	**12,365,681**

Mayor Reserves:

10024176	PC Public Safety Building Ff&e	6,500,000	6,500,000		(6,500,000)
Mayor Reserves: Total		**6,500,000**	**6,500,000**	**0**	**(6,500,000)**

Uses of Funds Detail Appropriation

Operating

Fund Code	Fund Title	Code	Title	2019-2020 Original Budget	2020-2021 Adopted Budget	2020-2021 Change From 2019-2020	2021-2022 Adopted Budget	2021-2022 Change From 2020-2021
10000	GF Annual Account Ctrl		Salaries	378,720,612	354,529,343	(24,191,269)	343,104,884	(11,424,459)
			Mandatory Fringe Benefits	124,044,996	125,347,445	1,302,449	125,608,949	261,504
			Non-Personnel Services	16,189,527	15,146,962	(1,042,565)	15,324,962	178,000
			Capital Outlay	5,711,250	250,000	(5,461,250)	250,000	
			Materials & Supplies	5,583,630	5,583,630		5,383,630	(200,000)
			Services Of Other Depts	60,227,023	60,471,597	244,574	65,932,000	5,460,403
10000 Total				**590,477,038**	**561,328,977**	**(29,148,061)**	**555,604,425**	**(5,724,552)**
17960	AIR Op Annual Account Ctrl		Salaries	56,295,499	56,628,554	333,055	56,599,086	(29,468)
			Mandatory Fringe Benefits	21,776,677	23,758,196	1,981,519	24,581,050	822,854
17960 Total				**78,072,176**	**80,386,750**	**2,314,574**	**81,180,136**	**793,386**
Operating Total				**668,549,214**	**641,715,727**	**(26,833,487)**	**636,784,561**	**(4,931,166)**

Annual Projects - Authority Control

Fund Code	Fund Title	Code	Title	2019-2020 Original Budget	2020-2021 Adopted Budget	2020-2021 Change From 2019-2020	2021-2022 Adopted Budget	2021-2022 Change From 2020-2021
10010	GF Annual Authority Ctrl	17265	S.Francisco Safe;Inc	1,116,718	1,118,333	1,615	1,119,388	1,055
		17275	PC Ples - Hud-oig Operation Sa	1,393,000	1,010,024	(382,976)	1,010,024	
		17293	D9 Foot Patrol-2014 Bos Addabc	161,319	161,319		161,319	
10010 Total				**2,671,037**	**2,289,676**	**(381,361)**	**2,290,731**	**1,055**
Annual Projects - Authority Control Total				**2,671,037**	**2,289,676**	**(381,361)**	**2,290,731**	**1,055**

Continuing Projects - Authority Control

Fund Code	Fund Title	Code	Title	2019-2020 Original Budget	2020-2021 Adopted Budget	2020-2021 Change From 2019-2020	2021-2022 Adopted Budget	2021-2022 Change From 2020-2021
10020	GF Continuing Authority Ctrl	11484	PC Hazmat Abatement	26,741	28,078	1,337	35,000	6,922
		11492	PC Pol Station Security Camera	125,000		(125,000)		
		16466	Var Loc-Misc Fac Maint Proj	139,178	146,137	6,959	153,444	7,307
		17066	Mission Bay Transportation Imp	1,284,704	650,000	(634,704)	1,356,520	706,520
		17260	PC Body Camera Initiative	3,077,973	2,477,973	(600,000)	2,777,973	300,000
		17262	PC Lab Info Management System	18,000	18,000		18,000	
		17263	Officer Involved Shooting Inve	420,000		(420,000)		
		17296	PC Public Safety Building Ff&e		6,500,000	6,500,000		(6,500,000)
		17407	AS Police 36% Alloc Real Estat	100,000	100,000		100,000	
		19563	PC Pol Facility Renewal	1,000,000	250,000	(750,000)		(250,000)
		19612	PC Foundation Network Systems	1,100,000		(1,100,000)		
10020 Total				**7,291,596**	**10,170,188**	**2,878,592**	**4,440,937**	**(5,729,251)**
13570	SR SFPD-Criminalistics Lab	17257	PC Sfpd Crime Lab	2,000	2,000		2,000	
13570 Total				**2,000**	**2,000**	**0**	**2,000**	**0**
13580	SR Dvros Reimbursement	17295	PC Dvros Development & Mainten	25,000	25,000		25,000	
13580 Total				**25,000**	**25,000**	**0**	**25,000**	**0**
13590	SR SFPD-Auto Fingerprint Id	17297	PC Automated Fingerprint Id	1,618,912	1,357,959	(260,953)	1,389,724	31,765
13590 Total				**1,618,912**	**1,357,959**	**(260,953)**	**1,389,724**	**31,765**
13600	SR SFPD-NarcForf&AssetSeizure	17299	PC Narc Forfeiture & Asset Sei	222,435	222,435		222,435	
13600 Total				**222,435**	**222,435**	**0**	**222,435**	**0**
13610	SR Traffic Offender	17256	PC S F Traffic Offender Progra	200,000	200,000		200,000	
13610 Total				**200,000**	**200,000**	**0**	**200,000**	**0**
13630	SR Police Law Enforcement Svcs	19739	Transit Center Police Security	2,440,070	2,513,272	73,202	2,588,670	75,398
13630 Total				**2,440,070**	**2,513,272**	**73,202**	**2,588,670**	**75,398**
13640	SR SFPD-Vehicle Theft Crimes	17253	PC Vehicle Theft Crimes	507,959	762,778	254,819	507,959	(254,819)
13640 Total				**507,959**	**762,778**	**254,819**	**507,959**	**(254,819)**

Fund Code	Fund Title	Code	Title	2019-2020 Original Budget	2020-2021 Adopted Budget	2020-2021 Change From 2019-2020	2021-2022 Adopted Budget	2021-2022 Change From 2020-2021
15680	CP SF Capital Planning	19563	PC Pol Facility Renewal	1,500,000		(1,500,000)		
15680 Total				**1,500,000**	**0**	**(1,500,000)**	**0**	**0**
Continuing Projects - Authority Control Total				**13,807,972**	**15,253,632**	**1,445,660**	**9,376,725**	**(5,876,907)**

Grants Projects

Fund Code	Fund Title	Code	Title	2019-2020 Original Budget	2020-2021 Adopted Budget	2020-2021 Change From 2019-2020	2021-2022 Adopted Budget	2021-2022 Change From 2020-2021
13550	SR Public Protection-Grant	10032867	PC 2019 Coverdell	69,000		(69,000)		
		10032868	PC 2019 DNA Backlog Reduction	366,678		(366,678)		
		10032869	PC 2019 STEP - DUI	154,000		(154,000)		
		10032870	PC 2019 STEP - Traffic Safety	175,000		(175,000)		
		10032937	CH FY19-20 BYRNE State Grant	141,105		(141,105)		
		10032939	CH FY19-20 Federal JAG Grant	62,452		(62,452)		
		10034443	PC 2020 Coverdell		66,286	66,286		(66,286)
		10034444	PC 2020 Forensic DNA Backlog R		336,432	336,432		(336,432)
		10034445	PC 2020 STEP Program - DUI		120,000	120,000		(120,000)
		10034446	PC 2020 STEP - Traffic Safety		80,000	80,000		(80,000)
		10034496	CH FY20-21 Federal JAG Grant		53,516	53,516		(53,516)
		10035800	PC 2021 Coverdell				66,286	66,286
		10035801	PC 2021 Forensic DNA Backlog R				336,432	336,432
		10035802	PC 2021 STEP Program - DUI				120,000	120,000
		10035803	PC 2021 STEP Program - Ped & B				80,000	80,000
		10035806	CH FY21-22 Federal JAG Grant				53,516	53,516
13550 Total				**968,235**	**656,234**	**(312,001)**	**656,234**	**0**
13551	SR Public Prot-COVID Stim-FED	10036442	CH CESF FY2020 Grant		175,000	175,000		(175,000)
13551 Total				**0**	**175,000**	**175,000**	**0**	**(175,000)**
13720	SR Public Protection-Grant Sta	10029569	CH FY 17-18 Sfcops Program	7,151		(7,151)		
		10029570	CH FY 18-19 SFCOPS Program	114,187		(114,187)		
		10032865	PC ABC 19-20 Grant Assistance	100,000		(100,000)		
		10032866	PC 2019 CalMMET	195,161		(195,161)		
		10032945	CH FY 19-20 SFCOPS Program		121,698	121,698		(121,698)
		10034441	PC ABC 20-21 Grant Assistance		100,000	100,000		(100,000)
		10034442	PC 2020 CalMMET		195,161	195,161		(195,161)
		10034594	CH FY 20-21 SFCOPS Program				121,698	121,698
		10035798	PC ABC 21-22 Grant Assistance				100,000	100,000
		10035799	PC 2021 CalMMET				195,161	195,161

Fund Code	Fund Title	Code	Title	2019-2020 Original Budget	2020-2021 Adopted Budget	2020-2021 Change From 2019-2020	2021-2022 Adopted Budget	2021-2022 Change From 2020-2021
13720	SR Public Protection-Grant Sta	10035815	PC 2020 CalVIP Grant		1,500,000	1,500,000		(1,500,000)
13720 Total				**416,499**	**1,916,859**	**1,500,360**	**416,859**	**(1,500,000)**
13730	SR Public Protection-Grant Oth	10032871	PC 2019 Target Law Enforcement	10,000		(10,000)		
		10032872	PC 2019 Target Heroes & Helper	7,000		(7,000)		
		10035796	PC 2020 Target Law Enforcement		10,000	10,000		(10,000)
		10035797	PC 2020 Target Heroes & Helper		7,000	7,000		(7,000)
		10035804	PC 2021 Target Law Enforcement				10,000	10,000
		10035805	PC 2021 Target Heroes & Helper				7,000	7,000
13730 Total				**17,000**	**17,000**	**0**	**17,000**	**0**
Grants Projects Total				**1,401,734**	**2,765,093**	**1,363,359**	**1,090,093**	**(1,675,000)**

Work Orders/Overhead

Fund Code	Fund Title	Code	Title	2019-2020 Original Budget	2020-2021 Adopted Budget	2020-2021 Change From 2019-2020	2021-2022 Adopted Budget	2021-2022 Change From 2020-2021
10060	GF Work Order	207909	POL - SOB - Special Operations	4,887,630	5,253,664	366,034	5,555,994	302,330
		232091	POL - FOB - Field Operations	832,224	613,310	(218,914)	617,188	3,878
		232086	POL Admin	172,505		(172,505)		
10060 Total				**5,892,359**	**5,866,974**	**(25,385)**	**6,173,182**	**306,208**
Work Orders/Overhead Total				**5,892,359**	**5,866,974**	**(25,385)**	**6,173,182**	**306,208**
Total Uses of Funds				**692,322,316**	**667,891,102**	**(24,431,214)**	**655,715,292**	**(12,175,810)**

Department: PRT Port

Fund Summary

Fund Title	2019-2020 Original Budget	2020-2021 Adopted Budget	2020-2021 Change From 2019-2020	2021-2022 Adopted Budget	2021-2022 Change From 2020-2021
Port of San Francisco	146,847,821	124,802,058	(22,045,763)	110,151,355	(14,650,703)
Total Uses by Funds	**146,847,821**	**124,802,058**	**(22,045,763)**	**110,151,355**	**(14,650,703)**

Division Summary

PRT Engineering	6,497,813	6,011,637	(486,176)	6,068,244	56,607
PRT Executive	6,611,029	7,758,267	1,147,238	7,820,789	62,522
PRT Finance And Administration	26,745,098	29,092,076	2,346,978	30,349,303	1,257,227
PRT Maintenance	41,015,218	18,993,635	(22,021,583)	19,162,755	169,120
PRT Maritime	14,389,486	11,770,785	(2,618,701)	11,647,928	(122,857)
PRT Planning & Environment	3,391,677	2,929,465	(462,212)	2,945,084	15,619
PRT Port Commission (Portwide)	35,582,694	34,913,192	(669,502)	17,673,106	(17,240,086)
PRT Real Estate & Development	12,614,806	13,333,001	718,195	14,484,146	1,151,145
Total Uses by Division	**146,847,821**	**124,802,058**	**(22,045,763)**	**110,151,355**	**(14,650,703)**

Chart of Account Summary

Salaries	30,015,888	28,011,977	(2,003,911)	27,987,585	(24,392)
Mandatory Fringe Benefits	14,542,417	14,762,798	220,381	15,230,771	467,973
Non-Personnel Services	12,157,810	11,266,191	(891,619)	11,461,444	195,253
Capital Outlay	19,472,015	15,369,688	(4,102,327)	5,743,120	(9,626,568)
Debt Service	7,714,231	3,722,974	(3,991,257)	6,743,609	3,020,635
Intrafund Transfers Out	24,962,694	27,095,192	2,132,498	9,855,106	(17,240,086)
Materials & Supplies	1,598,255	931,924	(666,331)	931,924	
Overhead and Allocations	70,287	1,725,559	1,655,272	1,725,559	
Programmatic Projects	15,734,897	23,660,569	7,925,672	13,098,306	(10,562,263)
Services Of Other Depts	21,908,878	25,318,665	3,409,787	27,197,324	1,878,659
Transfers Out	1,081,713	31,713	(1,050,000)	31,713	
Unappropriated Rev-Designated	22,551,430		(22,551,430)		
Transfer Adjustment - Uses	(24,962,694)	(27,095,192)	(2,132,498)	(9,855,106)	17,240,086
Total Uses by Chart of Account	**146,847,821**	**124,802,058**	**(22,045,763)**	**110,151,355**	**(14,650,703)**

Sources of Funds Detail by Account

425120	Traffic Fines - Parking	3,341,000	1,314,600	(2,026,400)	2,190,408	875,808
430150	Interest Earned - Pooled Cash	600,000	1,086,875	486,875	1,565,400	478,525
435110	Parking Meter Collections	5,590,000	2,180,234	(3,409,766)	3,632,890	1,452,656
435250	Port-Rent Parking	11,701,000	5,459,695	(6,241,305)	9,097,033	3,637,338
435260	Port-Parking Stalls	598,000	338,329	(259,671)	563,729	225,400
436360	Commercial Rental	55,404,168	22,392,659	(33,011,509)	32,984,921	10,592,262
436370	Percentage Rental	21,477,000	10,083,985	(11,393,015)	17,912,045	7,828,060
436380	Special Event	213,000	98,513	(114,487)	163,744	65,231
436660	Fishing Facility Rent	2,441,100	1,177,347	(1,263,753)	2,032,207	854,860
436760	Maritime Related	4,918,000	4,850,000	(68,000)	4,850,000	
444011	Fed Homeland Safety Grnt-Dirct		317,495	317,495		(317,495)
464000	Port-Cargo Services Budget	6,992,800	5,207,937	(1,784,863)	7,280,066	2,072,129
464200	Port-Harbor Services Budget	1,940,700	1,461,037	(479,663)	2,052,830	591,793
464500	Port-Cruise Services Budget	8,037,800	1,820,267	(6,217,533)	4,490,638	2,670,371
464700	Port-Other Marine Svcs Bdgt	1,956,000	2,470,602	514,602	3,426,705	956,103
475910	Facilities Damages	6,000	2,844	(3,156)	4,728	1,884
475930	Permits	821,000	474,383	(346,617)	769,735	295,352
475940	Port Penalty & Service Charges	20,000	9,481	(10,519)	15,760	6,279
475999	Port-Misc Receipts	10,210,000	8,921,767	(1,288,233)	8,571,658	(350,109)
486320	Exp Rec Fr Environment (AAO)		7,500	7,500	7,500	
486800	Exp Rec Fr Cleanwater (AAO)	10,000	10,000		10,000	
495028	ITI Fr 5P-Port of SanFrancisco	24,962,694	27,095,192	2,132,498	9,855,106	(17,240,086)
499999	Beg Fund Balance - Budget Only	10,570,253	55,116,508	44,546,255	8,529,358	(46,587,150)
999989	ELIMSD TRANSFER ADJ-SOURCES	(24,962,694)	(27,095,192)	(2,132,498)	(9,855,106)	17,240,086
General Fund Support						
Total Sources by Fund		**146,847,821**	**124,802,058**	**(22,045,763)**	**110,151,355**	**(14,650,703)**

Reserved Appropriations

Board Reserves:

10036419	Port Economic Recovery Project		10,000,000	10,000,000	(10,000,000)
Board Reserves: Total			**10,000,000**	**10,000,000**	**0**	**(10,000,000)**

Uses of Funds Detail Appropriation

Operating

Fund Code	Fund Title	Code	Title	2019-2020 Original Budget	2020-2021 Adopted Budget	2020-2021 Change From 2019-2020	2021-2022 Adopted Budget	2021-2022 Change From 2020-2021
23680	PRT-OP Annual Account Ctrl		Salaries	29,056,551	27,051,523	(2,005,028)	27,027,131	(24,392)
			Mandatory Fringe Benefits	13,914,862	14,111,965	197,103	14,566,308	454,343
			Non-Personnel Services	12,157,810	11,266,191	(891,619)	11,461,444	195,253
			Capital Outlay	370,921	69,007	(301,914)		(69,007)
			Debt Service	7,178,231	6,343,603	(834,628)	6,343,603	
			Intrafund Transfers Out	23,818,094	25,767,540	1,949,446	8,586,673	(17,180,867)
			Materials & Supplies	1,598,255	931,924	(666,331)	931,924	
			Overhead and Allocations	70,287	1,725,559	1,655,272	1,725,559	
			Services Of Other Depts	21,316,267	24,753,033	3,436,766	26,727,000	1,973,967
			Transfers Out	1,081,713	31,713	(1,050,000)	31,713	
			Unappropriated Rev-Designated	21,716,830		(21,716,830)		
			Transfer Adjustment - Uses	(23,818,094)	(25,767,540)	(1,949,446)	(8,586,673)	17,180,867
23680 Total				**108,461,727**	**86,284,518**	**(22,177,209)**	**88,814,682**	**2,530,164**
Operating Total				**108,461,727**	**86,284,518**	**(22,177,209)**	**88,814,682**	**2,530,164**

Annual Projects - Authority Control

Fund Code	Fund Title	Code	Title	2019-2020 Original Budget	2020-2021 Adopted Budget	2020-2021 Change From 2019-2020	2021-2022 Adopted Budget	2021-2022 Change From 2020-2021
23690	PRT-OP Annual Authority Ctrl	16294	Stormwater Pollution Control	190,000	190,000		190,000	
		16296	Public Access Improvements	75,000	40,000	(35,000)	40,000	
		16297	Miscellaneous Tenant Faciltiy	185,000	92,500	(92,500)	92,600	100
		16303	PO Facility Maint Repair P1		100,000	100,000	100,000	
			PO Facility Maintenance And Re	487,000		(487,000)		
		16308	Abondoned Mat-Illegal Dumpin C	200,000	200,000		200,000	
		16310	Hazardous Waste Assessment & R	50,000	5,000	(45,000)	5,000	
		16311	A-E Cnsltng Prjt Plnning; Dsg	600,000	400,000	(200,000)	600,000	200,000
		16316	Utility Annual Maintenance	80,000	80,000		80,000	
		16317	Oil Spill Response Training &	90,000	90,000		90,000	
		16325	Sanitary Sewer Management Plan	90,000		(90,000)		
		16327	Pier 80 Ust Investigation	70,000		(70,000)		
		16334	Tree Replacement & Maintenance	200,000		(200,000)		
		16335	Greening-Beautification Imp -	15,000		(15,000)		
		16336	Engineering Technical Support	50,000		(50,000)		
		16338	PO Cargo Fac Repair	109,000	109,000		109,000	
		16339	Heron'S Head Park (Pier 98)	154,000	159,000	5,000	159,000	
		17726	GE Youth Employment & Environm	565,000	665,000	100,000	565,000	(100,000)

Fund Code	Fund Title	Code	Title	2019-2020 Original Budget	2020-2021 Adopted Budget	2020-2021 Change From 2019-2020	2021-2022 Adopted Budget	2021-2022 Change From 2020-2021
23690	PRT-OP Annual Authority Ctrl	21275	PO Racial Equity Econ Impact P		387,500	387,500	112,500	(275,000)
		21276	PO Facility Maint Repair P50		100,000	100,000	100,000	
		21277	PO Env Cleanup Pier 39-45		680,000	680,000	50,000	(630,000)
		21279	PO Crane Cove Park		375,000	375,000	624,639	249,639
23690 Total				**3,210,000**	**3,673,000**	**463,000**	**3,117,739**	**(555,261)**
24530	PRT-SBH Annual Authority Ctrl	17321	South Beach Harbor Project	3,773,400	3,522,348	(251,052)	3,581,567	59,219
24530 Total				**3,773,400**	**3,522,348**	**(251,052)**	**3,581,567**	**59,219**
Annual Projects - Authority Control Total				**6,983,400**	**7,195,348**	**211,948**	**6,699,306**	**(496,042)**

Continuing Projects - Authority Control

Fund Code	Fund Title	Code	Title	2019-2020 Original Budget	2020-2021 Adopted Budget	2020-2021 Change From 2019-2020	2021-2022 Adopted Budget	2021-2022 Change From 2020-2021
23700	PRT-OP ContinuingAuthorityCtrl	12672	PO Waterfront Resilience Progm		1,763,929	1,763,929	605,222	(1,158,707)
		12688	PO Southern Waterfront Beautif		2,000,000	2,000,000	2,000,000	
		12698	PO Homeland Security Enhanceme	250,000	317,495	67,495	182,505	(134,990)
		12709	PO So Waterfrnt Open Space Enh	550,000		(550,000)		
		12740	PO Waterfront Development Proj	9,900,000	8,000,000	(1,900,000)	8,000,000	
		19567	PO Cargo Maint Dredging	8,180,400		(8,180,400)		
		19571	PO Utilities Project	2,336,333	637,183	(1,699,150)	261,742	(375,441)
		19572	PO Leasing Capital Improvement	525,000	138,836	(386,164)		(138,836)
		19573	PO Pier Structure Rpr Prjt Ph	4,111,819		(4,111,819)		
		20087	Pier 70 Shipyard Operations	1,000,000		(1,000,000)		
		20088	Enterprise Technology Projects	1,100,000	450,000	(650,000)	450,000	
		20125	Capital Proj Implement Team	1,254,542	140,097	(1,114,445)	1,494,465	1,354,368
		20126	P90 Grain Silo demolition proj	1,050,000		(1,050,000)		
		21270	PO Environment		4,600,000	4,600,000		(4,600,000)
		21271	PO Maritime				375,000	375,000
		21272	PO Real Estate & Development		1,454,000	1,454,000		(1,454,000)
		21274	PO Engineering		493,000	493,000		(493,000)
		21389	Port Economic Recovery Project		10,000,000	10,000,000		(10,000,000)
23700 Total				**30,258,094**	**29,994,540**	**(263,554)**	**13,368,934**	**(16,625,606)**
24022	PRT-CP 18 EmbSeawallGOB S20A	12672	PO Waterfront Resilience Progm					
24022 Total				**0**	**0**	**0**	**0**	**0**
24540	PRT-SBHContinuingAuthorityCtrl	12726	PO Sf Port Marina Repairs & Up	1,144,600	1,327,652	183,052	1,268,433	(59,219)
24540 Total				**1,144,600**	**1,327,652**	**183,052**	**1,268,433**	**(59,219)**
Continuing Projects - Authority Control Total				**31,402,694**	**31,322,192**	**(80,502)**	**14,637,367**	**(16,684,825)**

Total Uses of Funds	**146,847,821**	**124,802,058**	**(22,045,763)**	**110,151,355**	**(14,650,703)**

Department: PDR Public Defender

Fund Summary

Fund Title	2019-2020 Original Budget	2020-2021 Adopted Budget	2020-2021 Change From 2019-2020	2021-2022 Adopted Budget	2021-2022 Change From 2020-2021
General Fund	41,081,295	42,015,913	934,618	41,354,968	(660,945)
Public Protection Fund	192,150	240,790	48,640	65,790	(175,000)
Total Uses by Funds	**41,273,445**	**42,256,703**	**983,258**	**41,420,758**	**(835,945)**

Division Summary

PDR Public Defender	41,273,445	42,256,703	983,258	41,420,758	(835,945)
Total Uses by Division	**41,273,445**	**42,256,703**	**983,258**	**41,420,758**	**(835,945)**

Chart of Account Summary

Salaries	27,490,992	27,495,210	4,218	26,688,599	(806,611)
Mandatory Fringe Benefits	10,599,501	11,203,660	604,159	11,210,395	6,735
Non-Personnel Services	1,197,672	1,258,672	61,000	1,192,672	(66,000)
Materials & Supplies	136,809	245,809	109,000	136,809	(109,000)
Services Of Other Depts	1,848,471	2,053,352	204,881	2,192,283	138,931
Total Uses by Chart of Account	**41,273,445**	**42,256,703**	**983,258**	**41,420,758**	**(835,945)**

Sources of Funds Detail by Account

444931	Fed Grants Pass-Thru State-Oth	126,360	65,790	(60,570)	65,790	
444939	Federal Direct Grant	65,790	175,000	109,210		(175,000)
448411	Realignment Backfill		19,450	19,450		(19,450)
448918	DstrctAttrny-PublcDefndr-Ab109	383,000	329,000	(54,000)	270,000	(59,000)
486190	Exp Rec Fr Child;Youth&Fam AAO	100,000	92,000	(8,000)	92,000	
General Fund Support		40,598,295	41,575,463	977,168	40,992,968	(582,495)
Total Sources by Fund		**41,273,445**	**42,256,703**	**983,258**	**41,420,758**	**(835,945)**

Uses of Funds Detail Appropriation

Operating

Fund Code	Fund Title	Code	Title	2019-2020	2020-2021	2020-2021	2021-2022	2021-2022

				Original Budget	Adopted Budget	Change From 2019-2020	Adopted Budget	Change From 2020-2021
10000	GF Annual Account Ctrl		Salaries	27,334,856	27,452,055	117,199	26,645,444	(806,611)
			Mandatory Fringe Benefits	10,563,487	11,181,025	617,538	11,187,760	6,735
			Non-Personnel Services	1,197,672	1,192,672	(5,000)	1,192,672	
			Materials & Supplies	136,809	136,809		136,809	
			Services Of Other Depts	1,848,471	2,053,352	204,881	2,192,283	138,931
10000 Total				**41,081,295**	**42,015,913**	**934,618**	**41,354,968**	**(660,945)**
Operating Total				**41,081,295**	**42,015,913**	**934,618**	**41,354,968**	**(660,945)**

Grants Projects

Fund Code	Fund Title	Code	Title	2019-2020 Original Budget	2020-2021 Adopted Budget	2020-2021 Change From 2019-2020	2021-2022 Adopted Budget	2021-2022 Change From 2020-2021
13550	SR Public Protection-Grant	10032937	CH FY19-20 BYRNE State Grant	126,360		(126,360)		
		10032939	CH FY19-20 Federal JAG Grant	65,790		(65,790)		
		10034496	CH FY20-21 Federal JAG Grant		65,790	65,790	65,790	
13550 Total				**192,150**	**65,790**	**(126,360)**	**65,790**	**0**
13551	SR Public Prot-COVID Stim-FED	10036442	CH CESF FY2020 Grant		175,000	175,000		(175,000)
13551 Total				**0**	**175,000**	**175,000**	**0**	**(175,000)**
Grants Projects Total				**192,150**	**240,790**	**48,640**	**65,790**	**(175,000)**

Total Uses of Funds				**41,273,445**	**42,256,703**	**983,258**	**41,420,758**	**(835,945)**

Department: DPH Public Health

Fund Summary

Fund Title	2019-2020 Original Budget	2020-2021 Adopted Budget	2020-2021 Change From 2019-2020	2021-2022 Adopted Budget	2021-2022 Change From 2020-2021
City Facilities Improvement Fd		7,000,000	7,000,000		(7,000,000)
Community / Neighborhood Dev	21,700,000	98,400,000	76,700,000	85,300,000	(13,100,000)
Community Health Services Fund	118,736,882	144,321,768	25,584,886	99,377,818	(44,943,950)
General Fund	996,890,678	1,197,571,709	200,681,031	1,049,811,982	(147,759,727)
General Hospital Medical Ctr	990,916,291	1,020,813,715	29,897,424	1,042,588,215	21,774,500
General Obligation Bond Fund	1,231,779		(1,231,779)		
Gift and Other Exp Trust Fund		288,485	288,485	288,485	
Laguna Honda Hospital	297,553,412	307,386,752	9,833,340	303,998,474	(3,388,278)
Total Uses by Funds	**2,427,029,042**	**2,775,782,429**	**348,753,387**	**2,581,364,974**	**(194,417,455)**

Division Summary

HAD Public Health Admin	157,930,398	180,600,117	22,669,719	189,541,141	8,941,024
HBH Behavioral Health	446,435,136	535,517,649	89,082,513	510,760,645	(24,757,004)
HGH Zuckerberg SF General	990,916,291	996,821,628	5,905,337	1,017,363,052	20,541,424
HHH Health At Home	8,695,411	8,236,557	(458,854)	8,306,480	69,923
HJH Jail Health	36,963,392	37,890,187	926,795	37,293,902	(596,285)
HLH Laguna Honda Hospital	298,785,191	307,386,752	8,601,561	303,998,474	(3,388,278)
HNS Health Network Services	263,582,557	296,655,415	33,072,858	277,864,979	(18,790,436)
HPC Primary Care	101,258,852	114,978,667	13,719,815	118,539,100	3,560,433
HPH Population Health Division	122,461,814	297,695,457	175,233,643	117,697,201	(179,998,256)
Total Uses by Division	**2,427,029,042**	**2,775,782,429**	**348,753,387**	**2,581,364,974**	**(194,417,455)**

Chart of Account Summary

Salaries	867,429,094	899,810,026	32,380,932	891,664,474	(8,145,552)
Mandatory Fringe Benefits	368,002,764	398,035,490	30,032,726	412,015,375	13,979,885
Non-Personnel Services	793,835,460	824,051,063	30,215,603	809,213,241	(14,837,822)
City Grant Program		10,949,500	10,949,500	10,949,500	
Capital Outlay	14,880,414	13,929,235	(951,179)	6,927,093	(7,002,142)
Aid Assistance	25,000		(25,000)		
Debt Service	32,829,801	12,717,028	(20,112,773)	25,307,019	12,589,991
Facilities Maintenance	3,538,870	3,715,819	176,949	3,901,613	185,794

Intrafund Transfers Out		22,760,670	20,340,439	(2,420,231)	11,031,460	(9,308,979)
Materials & Supplies		142,371,631	142,731,466	359,835	154,642,974	11,911,508
Overhead and Allocations		1,170,826	2,242,608	1,071,782	2,242,605	(3)
Programmatic Projects		74,856,375	339,026,211	264,169,836	132,760,160	(206,266,051)
Services Of Other Depts		125,931,178	121,990,611	(3,940,567)	125,629,840	3,639,229
Transfers Out		108,827,508	110,453,671	1,626,163	99,753,426	(10,700,245)
Unappropriated Rev Retained		2,157,629	6,583,372	4,425,743	6,111,080	(472,292)
Transfer Adjustment - Uses		(131,588,178)	(130,794,110)	794,068	(110,784,886)	20,009,224
Total Uses by Chart of Account		**2,427,029,042**	**2,775,782,429**	**348,753,387**	**2,581,364,974**	**(194,417,455)**

Sources of Funds Detail by Account

411224	Gross Receipt OCOH Nov18 PropC	5,700,000	98,400,000	92,700,000	85,300,000	(13,100,000)
420110	Consumer Protect Applicatn Fee	1,208,919	963,927	(244,992)	963,927	
420111	DeemedApprOff-SaleAlcohlUseFee	211,871	211,871		211,871	
420112	Env Hlth License Fee	1,306,926	(4,475,806)	(5,782,732)	(4,475,806)	
420120	Eating Places	6,125,515	7,269,557	1,144,042	7,269,557	
420130	Food Beverage Human Consumptn	1,179,357	1,210,701	31,344	1,210,701	
425110	Traffic Fines - Moving	1,201,000	601,000	(600,000)	601,000	
425210	Court Fines	40,000	40,000		40,000	
425920	Penalties	1,000,000	1,000,000		1,000,000	
425990	Settlements		3,375,715	3,375,715	3,375,715	
430150	Interest Earned - Pooled Cash	210,000	228,000	18,000	228,000	
435232	Employee Parking	658,030	658,030		658,030	
443111	FEMA - Federal Share		78,215,304	78,215,304		(78,215,304)
443213	CARES DPH PRF Federal Direct		44,871,000	44,871,000		(44,871,000)
444931	Fed Grants Pass-Thru State-Oth	29,916,267	27,409,284	(2,506,983)	27,409,284	
444939	Federal Direct Grant	28,828,404	29,983,117	1,154,713	29,983,117	
445412	Community Mental Health Svc	75,509,634	86,327,697	10,818,063	64,898,206	(21,429,491)
445413	State Alcohol Funds	8,784,117	8,784,117		8,784,117	
445416	Short-Doyle Medi-Cal	96,659,659	65,638,181	(31,021,478)	65,638,181	
445418	State Hlth Care Initiative Rev	2,064,589	2,064,589		2,064,589	
445419	State Whole Person Care Pilot	14,744,195		(14,744,195)		
445511	Health-Welfare Sales Tax Alloc	89,130,000	79,200,000	(9,930,000)	79,260,000	60,000
445621	Motor Veh Lic Fee-RealignmntFd	70,740,000	58,650,000	(12,090,000)	58,650,000	
447011	Weights And Inspection Fees	710,000	710,000		710,000	
448411	Realignment Backfill		12,756,073	12,756,073		(12,756,073)
448926	Sudden Infant Death Syndrome	10,000		(10,000)		
448928	California Children'sSvcsAdmin	2,728,601	2,728,601		2,728,601	
448930	California Children Services	1,661,921	1,661,921		1,661,921	

448999	Other State Grants & Subventns	13,929,643	11,583,516	(2,346,127)	11,083,516	(500,000)
449997	City Depts Revenue From OCII	109,803	64,575	(45,228)	64,575	
460681	Agricultural Inspection Fee	250,000	250,000		250,000	
460699	Other Public Safety Charges	200,000	200,000		200,000	
460702	Board Prisoners Other Counties	25,000	25,000		25,000	
460901	Emt Certificate-AccreditatnFee	71,456	36,576	(34,880)	37,710	1,134
460902	Ambulance Permit Fee	309,403	257,532	(51,871)	265,452	7,920
460903	AmbulnceCertificatnOperatnFee		108,999	108,999	78,405	(30,594)
460905	Ems Training Prog Renewal Fee	1,192		(1,192)		
460906	Emsa Receiving Hospital Fee	144,000	130,690	(13,310)	134,740	4,050
460907	Emsa Stemi Fee	66,000	81,140	15,140	83,655	2,515
463503	Laundry Renewals	194,668	141,683	(52,985)	141,683	
463509	Birth Certificate Fee	244,135	244,135		244,135	
463510	Death Certificate Fee	314,350	336,350	22,000	336,350	
463511	Removal Permit Fee	18,000	16,000	(2,000)	16,000	
463512	Crippled Children Care	6,500	6,500		6,500	
463515	Laboratory Fees	15,000	119,000	104,000	119,000	
463519	Garbage Truck Inspection Fees	818,331	863,800	45,469	863,800	
463520	Hazard Matl Storage Permit Fee	3,509,353	3,306,303	(203,050)	3,306,303	
463525	Hazard Materials Permit Fees	315,739	335,508	19,769	335,508	
463526	Soil Testing Fees	472,454	309,960	(162,494)	309,960	
463539	Solid Waste Transfer Station	187,318	108,189	(79,129)	108,189	
463540	Plan Checking Fees-Beh	1,184,112	1,450,552	266,440	1,450,552	
463541	Complaint Investigations Fees	57,545	21,200	(36,345)	21,200	
463542	CFC & Motor Vehicle A-C Permit	3,074	3,290	216	3,290	
463550	Medical Waste-Acute CareHosptl	167,695	196,328	28,633	196,328	
463571	Healthy Housing Program-Hotels	668,224	653,981	(14,243)	653,981	
463572	Healthy Housing Prog-Apartmnts	2,767,105	2,859,340	92,235	2,859,340	
463573	Env Hlth Re-Inspection Fee	113,745	105,576	(8,169)	105,576	
463575	Env Hlth Training	138,031	75,458	(62,573)	75,458	
463576	Env Hlth Temporary Events	244,146	290,500	46,354	290,500	
463599	Misc Public Health Revenue	11,464,367	10,800,790	(663,577)	10,800,790	
465101	Patient Payments	617,600	617,600		617,600	
465102	Medi-Cal	5,257,469	5,257,469		5,257,469	
465103	Medicare	1,648,139	1,648,139		1,648,139	
465120	Revenue From Health Plan	2,680,000	2,680,000		2,680,000	
465242	HB IP MCare FC2	527,207,643	592,196,282	64,988,639	592,196,282	
465244	HB IP Self-pay FC4	10,423,012	12,313,878	1,890,866	12,313,878	
465245	HB IP Worker's Comp FC5	28,164,610	20,381,012	(7,783,598)	20,381,012	

465252	HB IP Other-FC12	42,225,460	42,678,495	453,035	42,678,495	
465262	HB IP MCal Pending FC102	31,638,127	44,436,549	12,798,422	44,436,549	
465265	HB IP Comm HMO FC105	66,834,460	87,463,427	20,628,967	87,463,427	
465266	HB IP Comm Non-HMO FC106	100,182,708	69,065,082	(31,117,626)	69,065,082	
465267	HB IP MCal FC107	953,529,278	954,124,112	594,834	968,700,564	14,576,452
465268	HB IP SFHPSFHN MCal Mgd FC108	456,260,367	424,563,365	(31,697,002)	424,563,365	
465269	HB IP Other MCal Mgd FC109	180,811,351	159,563,265	(21,248,086)	159,563,265	
465270	HB IP MCare Mgd HMO FC110	102,092,794	104,777,719	2,684,925	104,777,719	
465271	HB IP Hlthy Wkrs/Kids FC111	32,008,550	35,700,322	3,691,772	35,700,322	
465272	HB IP Other Govt FC112	11,498,301	13,005,320	1,507,019	13,005,320	
465273	HB IP Healthy SF FC113	8,576,427	10,867,332	2,290,905	10,867,332	
465274	HB IP Charity FC114	269,503	273,475	3,972	273,475	
465275	HB IP Jail FC115	4,028,603	1,454,007	(2,574,596)	1,454,007	
465277	HB IP County Indigent FC117	3,771,854	6,562,267	2,790,413	6,562,267	
465278	HB IP Uninsur Speclty MH FC118	1,265,177	1,623,169	357,992	1,623,169	
465301	Medicare O-P Gross Charges	1,000	1,000		1,000	
465302	Medi-Cal O-P Gross Charges	846,606	811,019	(35,587)	811,019	
465312	Patient Payments	1,954,330	1,954,330		1,954,330	
465316	ChildHlth&DisabilityPrevention	10,000		(10,000)		
465317	Medi-Cal Tcm-Maa	3,842,600	3,842,600		3,842,600	
465318	Medical Family Planning	60,850	60,850		60,850	
465320	Medi-Cal Ccs Therapy Unit	50,000	105,587	55,587	105,587	
465342	HB OP MCare FC2	296,325,864	364,896,311	68,570,447	364,896,311	
465344	HB OP Self-pay FC4	39,549,884	39,767,924	218,040	39,767,924	
465345	HB OP Worker's Comp FC5	8,309,375	8,225,610	(83,765)	8,225,610	
465352	HB OP Other-FC12	28,688,863	27,447,824	(1,241,039)	27,447,824	
465362	HB OP MCal Pending FC102	7,297,639	3,540,021	(3,757,618)	3,540,021	
465365	HB OP Comm HMO FC105	28,770,393	38,973,047	10,202,654	38,973,047	
465366	HB OP Comm Non-HMO FC106	38,890,621	38,817,843	(72,778)	38,817,843	
465367	HB OP MCal FC107	205,895,805	250,040,292	44,144,487	250,040,292	
465368	HB OP SFHPSFHN MCal Mgd FC108	400,737,402	435,516,955	34,779,553	435,516,955	
465369	HB OP Other MCal Mgd FC109	112,667,392	130,113,611	17,446,219	130,113,611	
465370	HB OP MCare Mgd HMO FC110	15,352,843	26,862,465	11,509,622	26,862,465	
465371	HB OP Hlthy Wkrs/Kids FC111	69,526,561	96,992,225	27,465,664	96,992,225	
465372	HB OP Other Govt FC112	4,794,478	8,602,002	3,807,524	8,602,002	
465373	HB OP Healthy SF FC113	71,647,994	84,153,275	12,505,281	84,153,275	
465374	HB OP Charity FC114	2,223,538	2,257,104	33,566	2,257,104	
465375	HB OP Jail FC115	6,357,731	11,424,437	5,066,706	11,424,437	
465377	HB OP County Indigent FC117	12,211,800	18,452,448	6,240,648	18,452,448	

465378	HB OP Uninsur Speclty MH FC118	4,733,821	5,421,849	688,028	5,421,849	
465542	PB IP MCare FC2	797,083		(797,083)		
465567	PB IP MCal FC107	797,083		(797,083)		
465642	PB OP MCare FC2	31,872,691	28,970,889	(2,901,802)	29,936,731	965,842
465652	PB OP Other-FC12	6,125,172	6,505,646	380,474	6,523,207	17,561
465667	PB OP MCal FC107	46,177,336	46,321,583	144,247	47,094,257	772,674
465678	PB OP Uninsur Speclty MH FC118	386,290	386,290		386,290	
465742	IP Adj MCare FC2	(420,866,152)	(481,695,811)	(60,829,659)	(481,695,811)	
465744	IP Adj Self-pay FC4	(3,120,293)	(262,241)	2,858,052	(262,241)	
465745	IP Adj Worker'sComp FC5	(19,912,313)	(15,225,752)	4,686,561	(15,225,752)	
465752	IP Adj Other FC12	(41,946,855)	(41,531,865)	414,990	(41,531,865)	
465762	IP Adj MCal Pending FC102	(31,395,849)	(42,091,126)	(10,695,277)	(42,091,126)	
465765	IP Adj Comm HMO FC105	(9,809,024)	(33,851,682)	(24,042,658)	(33,851,682)	
465766	IP Adj Comm Non-HMO FC106	(13,859,976)	(30,413,258)	(16,553,282)	(30,413,258)	
465767	IP Adj MCal FC107	(717,209,730)	(713,759,360)	3,450,370	(723,962,876)	(10,203,516)
465768	IP Adj SFHPSFHN MCal Mgd FC108	(456,221,745)	(416,922,771)	39,298,974	(416,922,771)	
465769	IP Adj Other MCal Mgd FC109	(161,461,915)	(141,530,377)	19,931,538	(141,530,377)	
465770	IP Adj MCare Mgd HMO FC110	(80,152,438)	(82,556,948)	(2,404,510)	(82,556,948)	
465771	IP Adj Hlthy Wkrs/Kids FC111	(32,008,550)	(35,052,657)	(3,044,107)	(35,052,657)	
465772	IP Adj Other Govt FC112	(8,828,688)	(11,662,576)	(2,833,888)	(11,662,576)	
465773	IP Adj Healthy SF FC113	(8,569,620)	(10,622,917)	(2,053,297)	(10,622,917)	
465774	IP Adj Charity FC114	(269,431)	(273,475)	(4,044)	(273,475)	
465775	IP Adj Jail FC115	(4,028,603)	(1,428,494)	2,600,109	(1,428,494)	
465777	IP Adj County Indigent FC117	(3,770,843)	(6,120,257)	(2,349,414)	(6,120,257)	
465778	IP Adj Uninsur Spclty MH FC118	(1,265,177)	(1,594,688)	(329,511)	(1,594,688)	
465787	IP Adj ProvisionForBadDebts	(122,000,000)	(122,000,000)		(122,000,000)	
465810	Provision For Bad Debts-O-P	(1,635,009)	(1,635,009)		(1,635,009)	
465842	OP Adj MCare FC2	(285,494,578)	(349,318,716)	(63,824,138)	(349,994,806)	(676,090)
465844	OP Adj Self-pay FC4	(3,305,716)	(522,502)	2,783,214	(522,502)	
465845	OP Adj Worker'sComp FC5	(7,356,243)	(7,295,684)	60,559	(7,295,684)	
465851	OP Adj Other FC12	(33,057,030)	(31,627,416)	1,429,614	(31,639,709)	(12,293)
465862	OP Adj MCal Pending FC102	(7,123,895)	(3,372,249)	3,751,646	(3,372,249)	
465865	OP Adj Comm HMO FC105	(6,628,825)	(15,603,438)	(8,974,613)	(15,603,438)	
465866	OP Adj Comm Non-HMO FC106	(12,571,604)	(16,763,546)	(4,191,942)	(16,763,546)	
465867	OP Adj MCal FC107	(231,759,167)	(269,255,736)	(37,496,569)	(269,796,608)	(540,872)
465868	OP Adj SFHPSFHN MCal Mgd FC108	(380,860,893)	(410,953,155)	(30,092,262)	(410,953,155)	
465869	OP Adj Other MCal Mgd FC109	(104,928,950)	(123,246,684)	(18,317,734)	(123,246,684)	
465870	OP Adj MCare Mgd HMO FC110	(13,946,320)	(24,737,061)	(10,790,741)	(24,737,061)	
465871	OP Adj Hlthy Wkrs/Kids FC111	(69,509,074)	(95,285,005)	(25,775,931)	(95,285,005)	

465872	OP Adj Other Govt FC112	(4,497,327)	(8,074,111)	(3,576,784)	(8,074,111)	
465873	OP Adj Healthy SF FC113	(71,617,398)	(82,618,913)	(11,001,515)	(82,618,913)	
465874	OP Adj Charity FC114	(2,217,935)	(2,257,104)	(39,169)	(2,257,104)	
465875	OP Adj Jail FC115	(6,357,730)	(11,223,979)	(4,866,249)	(11,223,979)	
465877	OP Adj County Indigent FC117	(12,181,030)	(18,043,486)	(5,862,456)	(18,043,486)	
465878	OP Adj Uninsur Spclty MH FC118	(4,733,821)	(5,326,715)	(592,894)	(5,326,715)	
465902	Medi-Cal Net Revenue	5,000,000	31,904,634	26,904,634	31,904,634	
465911	DpSnfDstnctPartSkilldNursngFac	39,161,471	37,003,483	(2,157,988)	37,685,043	681,560
465912	AB915-OutpatntMedi-CalSuplPayt	8,400,000	8,400,000		8,400,000	
465913	Dialysis - Medicare	2,000,000	2,000,000		2,000,000	
465914	Dialysis - Medi-Cal	170,000	170,000		170,000	
465915	Dialysis - Patient Pay	140,000	140,000		140,000	
465918	Patient Co-Payments	446,000	446,000		446,000	
465919	340B Pharmaceutical Prog Expan	2,625,000	5,958,986	3,333,986	10,901,925	4,942,939
465950	Cap. Fees-Hlth Plan Settlemnts	113,831,338	104,862,749	(8,968,589)	104,348,755	(513,994)
465952	Hlthy SF Patient Enrollmnt Fee	4,305,000	4,305,000		4,305,000	
465953	Hlthy SF Employr Enrollmnt Fee	12,612,195	12,612,195		12,612,195	
465997	Medical Cannabis Id Card	60,000	40,000	(20,000)	40,000	
465998	Budget Hospital Revenue	2,000,000	(21,864,881)	(23,864,881)	2,000,000	23,864,881
465999	Misc Hospital Service Revenue	1,308,261	1,308,261		1,308,261	
466004	Safety Net Care Pool (Sncp)	146,087,800	171,321,513	25,233,713	109,437,807	(61,883,706)
466006	DelivSysRefrmIncentvePoolDsrip	49,742,000	24,871,000	(24,871,000)		(24,871,000)
466012	QualityImprovementProject(QIP)	75,840,000	55,333,552	(20,506,448)	56,470,934	1,137,382
466013	Enhanced payment Program (EPP)	24,520,000	84,296,464	59,776,464	84,296,464	
469999	Other Operating Revenue		20,651,557	20,651,557		(20,651,557)
475301	Hospital-Rents-Concess-OthOper	2,048,670	2,048,670		2,048,670	
475302	Hosptl-RentsConcesCafetriaSale	1,691,607	1,691,607		1,691,607	
475311	Hospital-Chgs-Other Genrl Govt	50,000	50,000		50,000	
475312	Hospital-Chgs-Other Health Fee	1,115,853	1,115,853		1,115,853	
475319	Hospital-Chgs-Tpa-Misc Revenue	15,000	15,000		15,000	
475320	Other Operating RevFrWithinDPH	6,783,318	6,814,317	30,999	6,814,317	
476252	Medical Records Abstract Sales	104,000	104,000		104,000	
478101	Gifts And Bequests		288,485	288,485	288,485	
478201	Private Grants	5,340,511	6,928,832	1,588,321	6,083,661	(845,171)
478960	Bad Debts Recovery	4,000,000	4,000,000		4,000,000	
479950	SB1128LHHCopConstrctnReimbCrrp	13,939,482	14,232,752	293,270	13,761,287	(471,465)
486010	Exp Rec Fr Asian Arts Musm AAO	6,357	6,357		6,357	
486020	Exp Rec Fr Airport (AAO)	130,416	130,416		130,416	
486030	Exp Rec Fr Admin Svcs (AAO)	136,134	138,384	2,250	138,384	

486040	Exp Rec Fr Animal Cre&Ctrl AAO	6,713	6,796	83	6,796	
486050	Exp Rec Fr Adult Probation AAO	2,149,059	1,649,582	(499,477)	1,649,582	
486100	Exp Rec Fr Bus & Enc Dev (AAO)	20,000	20,000		85,000	65,000
486110	Exp Rec Fr Bldg Inspection AAO	27,500	27,500		27,500	
486150	Exp Rec Fr Adm (AAO)	85,716	56,209	(29,507)	56,209	
486170	Exp Rec Fr Chld Supprt SvcsAAO	6,000	6,000		6,000	
486180	Exp Rec Fr ConvFaciltsMgmt AAO	48,164	25,538	(22,626)	25,538	
486190	Exp Rec Fr Child;Youth&Fam AAO	11,433,473	10,107,124	(1,326,349)	10,107,124	
486195	EXP REC Fr HomelessnessSvcsAAO	8,252,740	8,876,687	623,947	8,876,687	
486200	Exp Rec Fr Children & Fam AAO	495,500	502,740	7,240	502,740	
486210	Exp Rec Fr Med Exam-Coronr AAO	42,934	34,944	(7,990)	35,215	271
486230	Exp Rec Fr City Planning (AAO)	6,311	6,471	160	6,471	
486270	Exp Rec Fr Distrct Attorny AAO	10,199	6,127	(4,072)	6,127	
486290	Exp Rec Fr Emergency Comm Dept	20,136		(20,136)		
486320	Exp Rec Fr Environment (AAO)	14,869	16,000	1,131	16,000	
486330	Exp Rec Fr Fine Arts Musm AAO	8,340	8,340		8,340	
486340	Exp Rec Fr Fire Dept (AAO)	277,158	281,447	4,289	281,447	
486420	Exp Rec Fr Juvenile Court AAO	259,000	112,180	(146,820)	112,180	
486430	Exp Rec Fr Public Library AAO	145,785	146,656	871	150,857	4,201
486500	Exp Rec Fr Police Comssn AAO	733,970	779,731	45,761	796,030	16,299
486520	Exp Rec Fr Parking&Traffic AAO	188,155	249,684	61,529	249,684	
486530	Exp Rec Fr Port Commission AAO	40,000	38,104	(1,896)	39,891	1,787
486550	Exp Rec Fr Public TransprtnAAO	1,274,120	1,334,930	60,810	1,334,930	
486560	Exp Rec Fr Public Works (AAO)	605,412	615,667	10,255	615,667	
486590	Exp Rec Fr Human Resources AAO	378,150	380,841	2,691	380,841	
486600	Exp Rec Fr Real Estate (AAO)	24,124	24,370	246	24,370	
486630	Exp Rec Fr Rec & Park (AAO)	192,530	192,530		192,530	
486670	Exp Rec Fr Sheriff (AAO)	581,693	581,693		581,693	
486690	Exp Rec Fr Human Services AAO	17,674,120	18,132,144	458,024	18,535,473	403,329
486710	Exp Rec From Isd (AAO)	26,686	27,651	965	27,651	
486740	Exp Rec Fr PUC (AAO)	258,735	258,735		258,735	
486750	Exp Rec Fr Hetch Hetchy (AAO)	70,642	65,455	(5,187)	50,957	(14,498)
486760	Exp Rec Fr Water Dept (AAO)	689,080	742,190	53,110	756,688	14,498
486780	Exp Rec Fr War Memorial (AAO)	28,270	28,836	566	28,836	
486800	Exp Rec Fr Cleanwater (AAO)	345,878	353,398	7,520	353,398	
486990	Exp Rec-General Unallocated	284,821	584,821	300,000	584,821	
487130	Exp Rec Fr Parkng&Trffc NonAAO	502,469	471,132	(31,337)	486,092	14,960
487190	Exp Rec Fr County Ed(Non-AAO)	20,000	20,000		20,000	
487210	Exp Rec Fr Human Svcs NonAAO	220,000	1,698,533	1,478,533	1,298,533	(400,000)

487990	Exp Rec-Unallocated Non-AAO Fd	1,730,239	109,068	(1,621,171)	124,682	15,614
493001	OTI Fr 1G-General Fund	18,653,833	2,227,883	(16,425,950)	2,228,056	173
493029	OTI Fr 5H-General Hospital Fd	105,595,729	108,453,671	2,857,942	97,753,426	(10,700,245)
493030	OTI Fr 5L-Lagna Hnda Hosptl Fd	3,231,779	2,000,000	(1,231,779)	2,000,000	
495023	ITI Fr 5H-General Hospital Fd	17,848,130	14,274,139	(3,573,991)	9,556,820	(4,717,319)
495024	ITI Fr 5L-Lagna Hnda Hosptl Fd	4,912,540	6,066,300	1,153,760	1,474,640	(4,591,660)
499998	Prior Year Designated Reserve		7,000,000	7,000,000		(7,000,000)
499999	Beg Fund Balance - Budget Only	5,000,000	3,643,459	(1,356,541)	14,000,000	10,356,541
999989	ELIMSD TRANSFER ADJ-SOURCES	(131,588,178)	(130,794,110)	794,068	(110,784,886)	20,009,224
General Fund Support		730,831,980	883,580,138	152,748,158	930,221,724	46,641,586
Total Sources by Fund		**2,427,029,042**	**2,775,782,429**	**348,753,387**	**2,581,364,974**	**(194,417,455)**

Reserved Appropriations

Board Reserves:

10036747	DPH Mental Health	98,399,127	98,399,127	85,293,858	(13,105,269)
Board Reserves: Total		**98,399,127**	**98,399,127**	**85,293,858**	**(13,105,269)**

Mayor Reserves:

10036606	Reinvestment Initiatives	36,000,000	36,000,000	36,000,000	
Mayor Reserves: Total		**36,000,000**	**36,000,000**	**36,000,000**	**0**

Uses of Funds Detail Appropriation

Operating

Fund Code	Fund Title	Code	Title	2019-2020 Original Budget	2020-2021 Adopted Budget	2020-2021 Change From 2019-2020	2021-2022 Adopted Budget	2021-2022 Change From 2020-2021
10000	GF Annual Account Ctrl		Salaries	233,726,753	246,076,103	12,349,350	247,141,128	1,065,025
			Mandatory Fringe Benefits	94,148,169	104,348,670	10,200,501	107,953,468	3,604,798
			Non-Personnel Services	401,604,887	422,053,205	20,448,318	414,318,065	(7,735,140)
			City Grant Program		10,949,500	10,949,500	10,949,500	
			Capital Outlay	151,548	728,262	576,714		(728,262)
			Aid Assistance	25,000		(25,000)		
			Debt Service	4,602,775		(4,602,775)	12,495,550	12,495,550
			Materials & Supplies	21,019,738	22,212,463	1,192,725	23,098,193	885,730
			Overhead and Allocations	(1,920,665)	(21,791,665)	(19,871,000)	(1,920,665)	19,871,000
			Services Of Other Depts	22,304,385	20,933,870	(1,370,515)	21,187,153	253,283
10000 Total				**775,662,590**	**805,510,408**	**29,847,818**	**835,222,392**	**29,711,984**
17630	DSGOB SB1128 REV FOR LHH		Debt Service	1,231,779		(1,231,779)		

Fund Code	Fund Title	Code	Title	2019-2020 Original Budget	2020-2021 Adopted Budget	2020-2021 Change From 2019-2020	2021-2022 Adopted Budget	2021-2022 Change From 2020-2021
	GOB							
17630 Total				**1,231,779**	**0**	**(1,231,779)**	**0**	**0**
21080	SFGH-Op Annual Account Ctrl		Salaries	404,701,635	401,781,105	(2,920,530)	403,619,904	1,838,799
			Mandatory Fringe Benefits	172,152,340	184,127,473	11,975,133	190,869,171	6,741,698
			Non-Personnel Services	229,634,062	241,777,429	12,143,367	261,088,696	19,311,267
			Capital Outlay	4,567,071	4,377,318	(189,753)	5,677,093	1,299,775
			Debt Service	13,791,340	2,839,765	(10,951,575)	2,933,206	93,441
			Intrafund Transfers Out	17,848,130	14,274,139	(3,573,991)	9,556,820	(4,717,319)
			Materials & Supplies	88,699,498	90,382,824	1,683,326	99,458,686	9,075,862
			Overhead and Allocations		(25,000,000)	(25,000,000)		25,000,000
			Services Of Other Depts	59,472,661	62,044,779	2,572,118	63,969,528	1,924,749
			Transfers Out	105,595,729	108,453,671	2,857,942	97,753,426	(10,700,245)
			Transfer Adjustment - Uses	(123,443,859)	(122,727,810)	716,049	(107,310,246)	15,417,564
21080 Total				**973,018,607**	**962,330,693**	**(10,687,914)**	**1,027,616,284**	**65,285,591**
21490	LHH-Op Annual Account Ctrl		Salaries	153,754,732	152,405,576	(1,349,156)	154,488,382	2,082,806
			Mandatory Fringe Benefits	69,681,167	73,209,849	3,528,682	76,432,990	3,223,141
			Non-Personnel Services	10,161,642	10,397,718	236,076	10,470,611	72,893
			Capital Outlay	601,795	1,723,655	1,121,860		(1,723,655)
			Intrafund Transfers Out	4,912,540	6,066,300	1,153,760	1,474,640	(4,591,660)
			Materials & Supplies	26,646,885	24,358,940	(2,287,945)	26,330,127	1,971,187
			Services Of Other Depts	16,161,165	17,830,249	1,669,084	18,540,431	710,182
			Transfers Out	2,000,000	2,000,000		2,000,000	
			Transfer Adjustment - Uses	(6,912,540)	(8,066,300)	(1,153,760)	(3,474,640)	4,591,660
21490 Total				**277,007,386**	**279,925,987**	**2,918,601**	**286,262,541**	**6,336,554**
21940	LHH-COP Series A - DSF		Debt Service	13,203,907		(13,203,907)		
			Transfers Out	1,231,779		(1,231,779)		
			Unappropriated Rev Retained	2,157,629		(2,157,629)		
			Transfer Adjustment - Uses	(1,231,779)		1,231,779		
21940 Total				**15,361,536**	**0**	**(15,361,536)**	**0**	**0**
21941	LHH-Refunding COP-DSF		Debt Service		9,877,263	9,877,263	9,878,263	1,000
			Unappropriated Rev Retained		6,583,372	6,583,372	6,111,080	(472,292)
21941 Total				**0**	**16,460,635**	**16,460,635**	**15,989,343**	**(471,292)**
Operating Total				**2,042,281,898**	**2,064,227,723**	**21,945,825**	**2,165,090,560**	**100,862,837**

Annual Projects - Authority Control

Fund Code	Fund Title	Code	Title	2019-2020	2020-2021	2020-2021	2021-2022	2021-2022

				Original Budget	Adopted Budget	Change From 2019-2020	Adopted Budget	Change From 2020-2021
10010	GF Annual Authority Ctrl	10000	Operating		36,000,000	36,000,000	36,000,000	
		16185	Var Loc-Misc Fac Maint Projs	653,200	685,859	32,659	720,153	34,294
		17077	HC Centralized It	80,452,684	69,653,353	(10,799,331)	72,047,594	2,394,241
		20324	Sugar-Sweetened Beverages Tax	5,745,001	4,295,212	(1,449,789)	4,295,212	
		20980	HB ZSFG Census Reduction	3,000,000		(3,000,000)		
		80000	HC DPH IT EHR Project	22,093,694	31,748,394	9,654,700	32,006,428	258,034
10010 Total				**111,944,579**	**142,382,818**	**30,438,239**	**145,069,387**	**2,686,569**
21110	SFGH-Annual Authority Ctrl	15783	HG Misc Fac Maint Proj	1,548,130	1,625,540	77,410	1,706,820	81,280
21110 Total				**1,548,130**	**1,625,540**	**77,410**	**1,706,820**	**81,280**
21500	LHH-Annual Authority Ctrl	15784	HL Dph - Facilities Maintenanc	1,337,540	1,404,420	66,880	1,474,640	70,220
21500 Total				**1,337,540**	**1,404,420**	**66,880**	**1,474,640**	**70,220**
Annual Projects - Authority Control Total				**114,830,249**	**145,412,778**	**30,582,529**	**148,250,847**	**2,838,069**

Continuing Projects - Authority Control

Fund Code	Fund Title	Code	Title	2019-2020 Original Budget	2020-2021 Adopted Budget	2020-2021 Change From 2019-2020	2021-2022 Adopted Budget	2021-2022 Change From 2020-2021
10020	GF Continuing Authority Ctrl	11158	HC Castro Mission Center Recon	1,800,000		(1,800,000)		
		11159	HC Dph Civic Center Relocation	3,593,943	2,300,000	(1,293,943)		(2,300,000)
		11181	HC Local Dental Pilot Project	2,308,867	529,414	(1,779,453)	29,414	(500,000)
		11183	HC Practice Improvement Progra	2,500,000	2,490,424	(9,576)	2,503,392	12,968
		11187	HC Southeast Health Ctr Ff&e &	2,900,000		(2,900,000)		
		17077	HC Centralized It	6,725,414	6,237,414	(488,000)	6,725,414	488,000
		17078	HC Deemed Approved Off-sale Al	211,871	211,871		211,871	
		17128	HB Managed Care	4,775,053	4,775,053		4,775,053	
		17702	HN Whole Person Care Pilot	17,029,984		(17,029,984)		
		19611	HC Dph System Wide Security Im	600,000		(600,000)		
		20262	DPH F$P Stabilization		500,000	500,000		(500,000)
		20288	HC Window Replacement CM SA SE	250,000		(250,000)		
		20739	EnvHlth 49SVN Move	702,758	597,147	(105,611)	1,142,813	545,666
		20752	HD TB Civil Detention	1,000,000	1,000,000		1,000,000	
		20826	HB Mental Health Reform	907,941	1,420,184	512,243	920,184	(500,000)
		20845	HC Castro Health Ctr FF&E	250,047		(250,047)		
		20846	HC Maxine Hall Health Ctr FF&E	270,003		(270,003)		
		20981	HB MH Treatment Site	3,500,000		(3,500,000)		
		20982	HA 333 Valencia Tenant Impv	7,000,000		(7,000,000)		
		80000	HC DPH IT EHR Project	6,823,412	6,796,640	(26,772)	6,798,797	2,157
		88888	CoVid Incident Response		177,523,145	177,523,145		(177,523,145)

Fund Code	Fund Title	Code	Title	2019-2020 Original Budget	2020-2021 Adopted Budget	2020-2021 Change From 2019-2020	2021-2022 Adopted Budget	2021-2022 Change From 2020-2021
10020 Total				**63,149,293**	**204,381,292**	**141,231,999**	**24,106,938**	**(180,274,354)**
10581	SR OCOH Nov18 PropC GF Advance	20812	ERAFCDPH SF HealingCenter Beds	2,200,000		(2,200,000)		
		20813	ERAFCDPH SubstanceRecoveryBeds	2,500,000		(2,500,000)		
		20954	ERAF DPH OpenRes TreatmentBeds	9,300,000		(9,300,000)		
		21051	ERAF DPHTAYResidntTreatmentBed	2,000,000		(2,000,000)		
10581 Total				**16,000,000**	**0**	**(16,000,000)**	**0**	**0**
10582	SR OCOH Nov18 PropCHomelessSvc	20972	DPH MentalHlth ResTreatmntBeds	4,900,000		(4,900,000)		
		20977	DPHShelterNavCtrMentalHlthCare	800,000		(800,000)		
		21531	DPH Mental Health		98,400,000	98,400,000	85,300,000	(13,100,000)
10582 Total				**5,700,000**	**98,400,000**	**92,700,000**	**85,300,000**	**(13,100,000)**
11630	SR Public Health	17083	HC Vital & Health Stats Fd	130,000	130,000		130,000	
		17084	HC Sb 1773 Emergency Medical S	605,000	314,000	(291,000)	314,000	
		17093	HC Delinquent Refuse Lien	5,000,000		(5,000,000)		
		17095	HC Emergency Med Svc Fund	605,000	314,000	(291,000)	314,000	
		17099	HC Tobacco Settlement Project	1,000,000	1,267,744	267,744	1,000,000	(267,744)
		17122	HB Dui Program	1,000	1,000		1,000	
		17123	HB Alcohol Rehab Program	40,000	40,000		40,000	
		17156	HB Prop 63 Mental Health Servi	34,987,478	45,805,541	10,818,063	24,376,050	(21,429,491)
		19522	HC Southeast Heatlh Ctr-integr	750,000	750,000		750,000	
		21177	HC Lead Paint Settlement		6,751,430	6,751,430	3,375,715	(3,375,715)
11630 Total				**43,118,478**	**55,373,715**	**12,255,237**	**30,300,765**	**(25,072,950)**
15680	CP SF Capital Planning	20936	DPH G.O. Bond Planning		1,000,000	1,000,000		(1,000,000)
		21465	DPH GO Bond Planning		6,000,000	6,000,000		(6,000,000)
15680 Total				**0**	**7,000,000**	**7,000,000**	**0**	**(7,000,000)**
21120	SFGH-Continuing Authority Ctrl	11241	HG Hg Bldg 1 Feasibility Studi	100,000		(100,000)		
		11244	HG Sfgh Bldg 5 Ff&e And Moving	5,150,000		(5,150,000)		
		11307	HG Hg Srg-patient Flow	7,350,000	6,600,000	(750,000)	6,600,000	
		11310	HG Ucsf Research Facility At S	250,000	100,000	(150,000)		(100,000)
		19985	HG EPO Reconfiguration	400,000		(400,000)		
		19986	HG Emergency Power	550,000		(550,000)	250,000	250,000
		20772	HG Childcare Center	2,500,000		(2,500,000)	1,000,000	1,000,000
		88888	CoVid Incident Response		18,897,200	18,897,200		(18,897,200)
21120 Total				**16,300,000**	**25,597,200**	**9,297,200**	**7,850,000**	**(17,747,200)**
21510	LHH-Continuing Authority Ctrl	17117	HL Lhh - Gift Shop	10,000	10,000		10,000	
		17120	HL Lhh - General Store	32,000	32,000		32,000	
		20005	HL LHH Kitchen Floor Repair	1,275,000		(1,275,000)		
		20006	HL LHH Emergency Power	500,000		(500,000)		

Fund Code	Fund Title	Code	Title	2019-2020 Original Budget	2020-2021 Adopted Budget	2020-2021 Change From 2019-2020	2021-2022 Adopted Budget	2021-2022 Change From 2020-2021
21510	LHH-Continuing Authority Ctrl	20376	HL Simon,Moran,Chapel A/V	550,000		(550,000)		
		20754	HL Roof Replacement-Admin Bdgs	700,000		(700,000)		
		20757	HL Fuel Line Monitoring	550,000		(550,000)		
		88888	CoVid Incident Response		9,323,760	9,323,760		(9,323,760)
21510 Total				**3,617,000**	**9,365,760**	**5,748,760**	**42,000**	**(9,323,760)**
Continuing Projects - Authority Control Total				**147,884,771**	**400,117,967**	**252,233,196**	**147,599,703**	**(252,518,264)**

Grants Projects

Fund Code	Fund Title	Code	Title	2019-2020 Original Budget	2020-2021 Adopted Budget	2020-2021 Change From 2019-2020	2021-2022 Adopted Budget	2021-2022 Change From 2020-2021
11580	SR Community Health-Grants	10029323	HC Public Health Community Out	100,000	100,000		100,000	
		10032566	HD HED CH09 1819 Sf Safe Route	15,487		(15,487)		
		10032663	HD HIV AO94 1819 TasP-C Pilot	35,382		(35,382)		
		10032831	HC ADM GTWC 1920 RWPC TWC	94,787		(94,787)		
		10032833	HC ADM GLSC 1920 RWPC LSYC	77,966		(77,966)		
		10032835	HC ADM GMCK 1920 Mckinney	1,766,309		(1,766,309)		
		10032837	HC Tobacco Dis FY2020	144,164		(144,164)		
		10032839	HC Kaiser Phase CY 2020	200,000		(200,000)		
		10034004	HD HIV D128 1920 HVTN Scientif	123,058		(123,058)		
		10034006	HD HIV D119 1920 SF Bay CTU	124,943		(124,943)		
		10034007	HD HIV AO67 1920 HPTN Leadersh	16,505		(16,505)		
		10034010	HD HIV AO95 1920 DOT Diary	183,952		(183,952)		
		10034011	HD HIV AO86 1920 Leadershp LOC	83,719		(83,719)		
		10034012	HD HIV PD14 1920 State HIV Sur	773,885		(773,885)		
		10034013	HD HIV AO05 1920 MMP	523,517		(523,517)		
		10034014	HD HIV D134 1920 UCSF-CFAR	30,078		(30,078)		
		10034015	HD HIV D123 1920 NHBS	830,936		(830,936)		
		10034016	HD HIV IV08 1920 Mid-Career	158,239		(158,239)		
		10034018	HD HIV AO58 1920 SHARP	9,936		(9,936)		
		10034019	HD HIV AO99 1920 Transnational	44,495		(44,495)		
		10034020	HD HIV AO84 1920 Polydrug Use	5,597		(5,597)		
		10034021	HD HIV AO80 1920 Mirtazapine	65,450		(65,450)		
		10034022	HD HIV PD79 1920 CAPS	27,988		(27,988)		
		10034023	HD HIV AO98 1920 Western State	38,735		(38,735)		
		10034024	HD HIV AO54 1920 UCSF TA 8940	40,504		(40,504)		
		10034025	HD HIV IV04 1920 UCSF TA 9289	13,639		(13,639)		

Fund Code	Fund Title	Code	Title	2019-2020 Original Budget	2020-2021 Adopted Budget	2020-2021 Change From 2019-2020	2021-2022 Adopted Budget	2021-2022 Change From 2020-2021
11580	SR Community Health-Grants	10034029	HD HIV PD90 1920 High Impact P	7,008,377		(7,008,377)		
		10034030	HB MH M007 1920 SAMSHA-MHBG	4,072,182		(4,072,182)		
		10034031	HD EHS AC13 1920 BRACE	213,713		(213,713)		
		10034032	HD HIV IV18 1920 iTech	47,685		(47,685)		
		10034034	HB MH HM101 1920 SB 82 Triage	847,407		(847,407)		
		10034045	HB MH M005 1920 Hrsa Title Iv	97,531		(97,531)		
		10034046	HD TB PD21 1920 Tuberculosis S	298,031		(298,031)		
		10034047	HC STD DC01 1920 Surveillance	225,000		(225,000)		
		10034049	HD EHS EH15 1920 Beach Water Q	30,000		(30,000)		
		10034050	HD EHS EH08 1920 State LOP	493,000		(493,000)		
		10034051	HD EHS PB02 1920 State CLPPP	685,016		(685,016)		
		10034052	HN HIV IV09 1920 IV09 RWPB	1,551,825		(1,551,825)		
		10034053	HN HIV AO16 1920 HCP SAM	3,248,921		(3,248,921)		
		10034054	HN HIV AO60 1920 RWPC	328,347		(328,347)		
		10034055	HN HIV PD13 1920 RWPA	16,196,290		(16,196,290)		
		10034056	HB MH HM102 1920 BEAM UP	400,000		(400,000)		
		10034057	HD TB DC12 1920 Tuberculosis E	241,712		(241,712)		
		10034058	HD TB DC22 1920 Ca Tb Controll	200,000		(200,000)		
		10034059	HD STD PD16 1920 Std Preventio	1,115,448		(1,115,448)		
		10034060	HD TB PD17 1920 TB/HIV Control	846,924		(846,924)		
		10034061	HD STD CD141 1920 ELC GC Rapid	635,633		(635,633)		
		10034062	HD HED PH01 1920 Tobacco Free	1,996,752		(1,996,752)		
		10034064	HB MH AD04 1920 State Vocation	90,400		(90,400)		
		10034065	HB MH AD01 1920 Integrated Ser	703,467		(703,467)		
		10034079	HC MCH1920 HCMC02	1,364,784		(1,364,784)		
		10034082	HN MCH PM03 1920 MCH allotment	5,994,750		(5,994,750)		
		10034084	HN MCH PM05 1920 CHDP	1,706,091		(1,706,091)		
		10034085	HN MCH PM08 1920 WIC	3,004,965		(3,004,965)		
		10034086	HN MCH PM13 1920 NUTRITION	901,741		(901,741)		
		10034088	HN MCH PM14 1920 Foster Care	799,634		(799,634)		
		10034089	HD EPR CD113 1920 Pan Flu	96,466		(96,466)		
		10034090	HD EPR PD69 1920 PHEP	673,051		(673,051)		
		10034091	HD EPR PD95 1920 CRI	195,332		(195,332)		
		10034092	HD EPR AC11 1920 HPP	311,000		(311,000)		
		10034121	HB SA SA16 1920 PROP 47	2,004,523		(2,004,523)		
		10034159	HD EHS PD105 1920 Tobacco Law	930,543		(930,543)		
		10034169	HD EPI PD29 1920 Immunization	292,627		(292,627)		

Fund Code	Fund Title	Code	Title	2019-2020 Original Budget	2020-2021 Adopted Budget	2020-2021 Change From 2019-2020	2021-2022 Adopted Budget	2021-2022 Change From 2020-2021
11580	SR Community Health-Grants	10034170	HN MCH MC09 1920 Proj LAUNCH	130,508		(130,508)		
		10034178	HN MCH PM01 1920 Title X Famil	283,000		(283,000)		
		10034180	HN MCH PM02 1920 BIH Program	1,129,591		(1,129,591)		
		10034181	HN MCH PM101 1920 Oral Prop 56	308,879		(308,879)		
		10034184	HD EPI PD101 1920 SF CAN	70,000		(70,000)		
		10034392	HD HIV AO78 1920 REBOOT	95,206		(95,206)		
		10034555	HD HIV AO73 1920 SFDPH CBA	981,613		(981,613)		
		10034570	HD STD D142 1920 Core STD Mgmt	554,425		(554,425)		
		10034709	HD EHS PD108 1920 CDPH Prop 56	434,750		(434,750)		
		10034828	HB SA SA17 1920 STARR Prop 47)	1,405,200		(1,405,200)		
		10034839	SFGH Foundation EHR	4,545,455		(4,545,455)		
		10034873	HC ADM GSLG 1920 Geriatircs	25,122		(25,122)		
		10034932	HB MH HM103 1920 SFHP Mission	276,216		(276,216)		
		10035461	HB MH 2021 M007 Samhsa-MHBG		4,072,182	4,072,182	4,072,182	
		10035462	HB MH HM101 2021 SB 82 Triage		610,958	610,958	610,958	
		10035463	HD HIV PD90 2021 SFDPH High Im		7,008,377	7,008,377	7,008,377	
		10035464	HD HIV AO78 2122 REBOOT		95,206	95,206	95,206	
		10035465	HD HIV IV08 2021 Mid-Career		158,239	158,239	158,239	
		10035467	HD HIV AO98 2021 Western State		38,735	38,735	38,735	
		10035469	HD EHS EH08 2021 State LOP		493,000	493,000	493,000	
		10035470	HD EHS EH15 2021 Beach Water		30,000	30,000	30,000	
		10035471	HD EHS PB02 2021 State CLPPP		685,016	685,016	685,016	
		10035474	HN HIV AO60 2021 RWPC		328,347	328,347	328,347	
		10035478	HN HIV AO16 2021 HCP SAM		3,248,921	3,248,921	3,248,921	
		10035479	HN HIV PD13 2021 RWPA		16,196,290	16,196,290	16,196,290	
		10035480	HD STD CD142 2021, Core Mgmt		635,689	635,689	635,689	
		10035481	HB HM M005 2021 Hrsa Title Iv		97,531	97,531	97,531	
		10035482	HD STD PD16 2021 Std Preventio		1,193,096	1,193,096	1,193,096	
		10035483	HD TB PD17 2021 TB/HIV Control		878,989	878,989	878,989	
		10035484	HD STD DC01 2021 Surveillance		270,000	270,000	270,000	
		10035485	HD STD D141 2021 ELC GC Rapid		253,482	253,482	253,482	
		10035492	HD HIV D128 2021 HVTN Scientif		123,058	123,058	123,058	
		10035494	HD TB PD21 2021 Tuberculosis S		298,031	298,031	298,031	
		10035495	HD TB DC22 2021 Ca Tb Controll		200,000	200,000	200,000	
		10035496	HD TB DC12 2021 Tuberculosis E		214,468	214,468	214,468	
		10035497	HB HM HM103 2021 SFHP Mission		231,000	231,000	231,000	
		10035498	HD HIV PD14 2021 State HIV Sur		715,084	715,084	715,084	

Fund Code	Fund Title	Code	Title	2019-2020 Original Budget	2020-2021 Adopted Budget	2020-2021 Change From 2019-2020	2021-2022 Adopted Budget	2021-2022 Change From 2020-2021
11580	SR Community Health-Grants	10035500	HD HED PH01 2021 Tobacco Free		1,996,752	1,996,752	1,996,752	
		10035501	HB MH HM102 2021 BEAM UP		400,000	400,000	400,000	
		10035502	HB MH AD04 2021 State Vocation		90,400	90,400	90,400	
		10035503	HB HM AD01 2021 Integrated Ser		703,467	703,467	703,467	
		10035505	HD EPR CD113 2021 Pan Flu		96,466	96,466	96,466	
		10035506	HN MCH2021 HCMC02		1,364,784	1,364,784	1,364,784	
		10035507	HN MCH PM02 2021 Black Infant		1,129,591	1,129,591	1,129,591	
		10035508	HN MCH2021 HCPM03		5,994,750	5,994,750	5,994,750	
		10035509	HN MCH PM05 2021 CHDP		1,706,091	1,706,091	1,706,091	
		10035510	HN MCH PM08 2021 WIC		3,004,965	3,004,965	3,004,965	
		10035511	HN MCH PM13 2021 NUTRITION		901,741	901,741	901,741	
		10035512	HN MCH PM14 2021 Foster Care		799,634	799,634	799,634	
		10035513	HN MCH PM101 2021 Oral Health		308,879	308,879	308,879	
		10035517	HD ADM AC13 2021 BRACE		213,713	213,713	213,713	
		10035518	HD HIV IV18 2021 iTech		47,685	47,685	47,685	
		10035519	HD HIV AO73 2021 SFDPH CBA		981,613	981,613	981,613	
		10035520	HD HIV AO05 2021 MMP		523,517	523,517	523,517	
		10035521	HD HIV D123 2021 NHBS		830,936	830,936	830,936	
		10035522	HD HIV D119 2021 SF Bay CTU		124,943	124,943	124,943	
		10035523	HD HIV PD95 2021 DOT Diary		183,952	183,952	183,952	
		10035524	HD HIV AO86 2021 Leadershp LOC		83,719	83,719	83,719	
		10035526	HD HIV AO67 2021 HPTN Leadersh		16,505	16,505	16,505	
		10035527	HD HIV D134 2021 UCSF-CFAR		30,078	30,078	30,078	
		10035528	HD HIV AO99 2021 Transnational		44,495	44,495	44,495	
		10035534	HD EHS PD108 2021 CDPH Prop 56		434,750	434,750	434,750	
		10035535	HD EHS PD116 2021 Tobacco Grnt		350,000	350,000	350,000	
		10035536	HD HIV AO58 2021 SHARP		9,936	9,936	9,936	
		10035547	HC Health Preparedness & Respo		673,051	673,051	673,051	
		10035548	HC San Francisco Cities Readin		195,332	195,332	195,332	
		10035549	HD EPR AC11 2021 HPP		311,000	311,000	311,000	
		10035550	HD EPI PD29 2021 Immunization		292,627	292,627	292,627	
		10035551	HD EPI PD101 2021 SF CAN		70,000	70,000	70,000	
		10035553	HB SA SA17 2021 STARR Prop 47)		1,458,182	1,458,182	1,458,182	
		10035562	HC ADM GMCK 2021 Mckinney		1,255,850	1,255,850	1,255,850	
		10035563	HC ADM GTWC 2021 RWPC TWC		88,800	88,800	88,800	
		10035564	HC ADM GLSC 2021 RWPC LSYC		75,700	75,700	75,700	
		10035565	HC ADM AP00 2021 Kaiser Phase		200,000	200,000	200,000	

Fund Code	Fund Title	Code	Title	2019-2020 Original Budget	2020-2021 Adopted Budget	2020-2021 Change From 2019-2020	2021-2022 Adopted Budget	2021-2022 Change From 2020-2021
11580	SR Community Health-Grants	10035566	HC ADM PC101 2021 Tobacco Dise		111,674	111,674	111,674	
		10035567	HC ADM GSLG 2021 Geriatrics		25,876	25,876	25,876	
		10035569	HC ADM PC102 2021 CALCRG		174,306	174,306	174,306	
		10035777	HB MH HM105 2021 Pre-Trial Fel		758,849	758,849	758,849	
		10035931	HN MCH PM102 2021 CA Perinatal		459,560	459,560	459,560	
		10035940	Hepatitis C Virus (HCV) Preven		190,406	190,406	190,406	
		10035941	HD HIV PD117 2021 TORO-SRO		350,000	350,000	350,000	
		10035942	HD HIV PD124 2021 Calif. OLA		250,000	250,000	250,000	
		10035943	HD HIV PD118 2021 OD2A Academi		300,000	300,000	300,000	
		10035988	HD HIV AO54 2021 UCSF 8940sc		40,504	40,504	40,504	
		10036021	UCSF PTBi		83,000	83,000	83,000	
		10036026	STD UCSF/CPTC		163,275	163,275	163,275	
		10036267	HN HIV PD127 2021 Ending HIV		1,000,000	1,000,000	1,000,000	
11580 Total				**75,618,404**	**69,077,053**	**(6,541,351)**	**69,077,053**	**0**
11621	SR Comm Health-COVID Stim-FED	10036507	DPHDR-COVID 19-DPH Provider Re		19,871,000	19,871,000		(19,871,000)
11621 Total				**0**	**19,871,000**	**19,871,000**	**0**	**(19,871,000)**
14820	SR ETF-Gift	10036449	2020 Epic for FQHCs Program		288,485	288,485	288,485	
14820 Total				**0**	**288,485**	**288,485**	**288,485**	**0**
21133	SFGH COVID STIMULUS FUND-FED	10036507	DPHDR-COVID 19-DPH Provider Re		25,000,000	25,000,000		(25,000,000)
21133 Total				**0**	**25,000,000**	**25,000,000**	**0**	**(25,000,000)**
Grants Projects Total				**75,618,404**	**114,236,538**	**38,618,134**	**69,365,538**	**(44,871,000)**

Continuing Projects - Project Control

Fund Code	Fund Title	Code	Title	2019-2020 Original Budget	2020-2021 Adopted Budget	2020-2021 Change From 2019-2020	2021-2022 Adopted Budget	2021-2022 Change From 2020-2021
21132	SFGH-OPERATING GRANTS-PRIVATE	10029448	HG Palliative Care Sub Grant F	49,554		(49,554)		
		10035599	HG FY 20 Palliative Care Grant		49,554	49,554	49,554	
		10036347	Addiction Med. T Expan -ZSFG		675,794	675,794	675,794	
		10036366	ZSFG Patient Care Qual R2 FY21		5,534,934	5,534,934	4,689,763	(845,171)
21132 Total				**49,554**	**6,260,282**	**6,210,728**	**5,415,111**	**(845,171)**
Continuing Projects - Project Control Total				**49,554**	**6,260,282**	**6,210,728**	**5,415,111**	**(845,171)**

Work Orders/Overhead

Fund Code	Fund Title	Code	Title	2019-2020 Original Budget	2020-2021 Adopted Budget	2020-2021 Change From 2019-2020	2021-2022 Adopted Budget	2021-2022 Change From 2020-2021
10060	GF Work Order	207703	HBH Behavioral Health	25,953,216	27,440,532	1,487,316	27,440,532	
		207705	HNS Health Network Services	8,898,934	6,614,702	(2,284,232)	6,745,994	131,292
		240661	HPH Population Health Division	7,036,380	6,653,234	(383,146)	6,668,194	14,960
		240642	HPC Primary Care	3,489,146	3,814,356	325,210	3,763,678	(50,678)
		251961	HAD Public Health Admin	756,540	774,367	17,827	794,867	20,500
10060 Total				**46,134,216**	**45,297,191**	**(837,025)**	**45,413,265**	**116,074**
21550	LHH-Work Order Fund	240649	HLH Laguna Honda Hospital	229,950	229,950		229,950	
21550 Total				**229,950**	**229,950**	**0**	**229,950**	**0**
Work Orders/Overhead Total				**46,364,166**	**45,527,141**	**(837,025)**	**45,643,215**	**116,074**
Total Uses of Funds				**2,427,029,042**	**2,775,782,429**	**348,753,387**	**2,581,364,974**	**(194,417,455)**

Department: LIB Public Library

Fund Summary

Fund Title	2019-2020 Original Budget	2020-2021 Adopted Budget	2020-2021 Change From 2019-2020	2021-2022 Adopted Budget	2021-2022 Change From 2020-2021
Bequest Fund	115,000	115,000		115,000	
Gift and Other Exp Trust Fund	5,000	5,000		5,000	
Public Library Fund	171,472,228	151,580,834	(19,891,394)	157,331,431	5,750,597
Total Uses by Funds	**171,592,228**	**151,700,834**	**(19,891,394)**	**157,451,431**	**5,750,597**

Division Summary

LIB Public Library	171,592,228	151,700,834	(19,891,394)	157,451,431	5,750,597
Total Uses by Division	**171,592,228**	**151,700,834**	**(19,891,394)**	**157,451,431**	**5,750,597**

Chart of Account Summary

Salaries	61,812,616	62,036,283	223,667	62,086,913	50,630
Mandatory Fringe Benefits	35,325,932	37,677,571	2,351,639	38,979,501	1,301,930
Non-Personnel Services	9,377,921	9,039,705	(338,216)	9,167,455	127,750
City Grant Program	600,000	500,000	(100,000)	500,000	
Capital Outlay	30,560,099	7,557,900	(23,002,199)	2,996,900	(4,561,000)
Intrafund Transfers Out	29,013,199	6,850,000	(22,163,199)	2,000,000	(4,850,000)
Materials & Supplies	21,507,500	22,939,827	1,432,327	25,015,702	2,075,875
Overhead and Allocations	405	405		405	
Services Of Other Depts	12,407,755	11,949,143	(458,612)	11,968,745	19,602
Unappropriated Rev-Designated				6,735,810	6,735,810
Transfer Adjustment - Uses	(29,013,199)	(6,850,000)	22,163,199	(2,000,000)	4,850,000
Total Uses by Chart of Account	**171,592,228**	**151,700,834**	**(19,891,394)**	**157,451,431**	**5,750,597**

Sources of Funds Detail by Account

410110	Prop Tax Curr Yr-Secured	57,796,000	60,618,000	2,822,000	61,377,000	759,000
410120	Prop Tax Curr Yr-Unsecured	3,541,000	4,076,000	535,000	3,261,000	(815,000)
410230	Unsecured Instl 5-8 Yr Plan	17,000	17,000		17,000	
410310	Supp Asst SB813-Cy Secured	811,000	312,000	(499,000)	312,000	
410410	Supp Asst SB813-Py Secured	1,803,000	694,000	(1,109,000)	694,000	
410920	Prop Tax Ab 1290 Rda Passthrgh	1,327,000	1,643,000	316,000	1,676,000	33,000

430150	Interest Earned - Pooled Cash	237,400	237,400		237,400	
439899	Other City Property Rentals	26,115	26,115		26,115	
448111	Homeowners Prop Tax Relief	170,000	170,000		170,000	
448999	Other State Grants & Subventns	50,000	60,000	10,000	60,000	
462511	Books Paid	57,800	45,000	(12,800)	45,000	
462521	Delinquent Library Fee Collect	100,000	5,000	(95,000)	5,000	
462531	Fines	75,000		(75,000)		
462542	Library Event-Meeting Room Fee	8,000		(8,000)	5,000	5,000
462597	LIB Services-History Center	25,000	25,000		25,000	
462598	Library Copy And Print Fees	180,000	90,000	(90,000)	90,000	
462599	Misc Library Service & Oth Rev	20,000	5,000	(15,000)	5,000	
478101	Gifts And Bequests	20,000	20,000		20,000	
486320	Exp Rec Fr Environment (AAO)	70,992	73,416	2,424	73,416	
493001	OTI Fr 1G-General Fund	20,000	20,000		20,000	
495010	ITI Fr 2S/LIB-Public LibraryFd	29,013,199	6,850,000	(22,163,199)	2,000,000	(4,850,000)
499999	Beg Fund Balance - Budget Only	9,106,921	3,863,903	(5,243,018)	62,500	(3,801,403)
999989	ELIMSD TRANSFER ADJ-SOURCES	(29,013,199)	(6,850,000)	22,163,199	(2,000,000)	4,850,000
General Fund Support		96,130,000	79,700,000	(16,430,000)	89,270,000	9,570,000
Total Sources by Fund		**171,592,228**	**151,700,834**	**(19,891,394)**	**157,451,431**	**5,750,597**

Uses of Funds Detail Appropriation

Operating

Fund Code	Fund Title	Code	Title	2019-2020 Original Budget	2020-2021 Adopted Budget	2020-2021 Change From 2019-2020	2021-2022 Adopted Budget	2021-2022 Change From 2020-2021
13140	SR Public Library Preserv		Salaries	61,812,616	62,036,283	223,667	62,086,913	50,630
			Mandatory Fringe Benefits	35,325,932	37,677,571	2,351,639	38,979,501	1,301,930
			Non-Personnel Services	9,357,921	9,019,705	(338,216)	9,147,455	127,750
			City Grant Program	600,000	500,000	(100,000)	500,000	
			Capital Outlay	1,546,900	707,900	(839,000)	996,900	289,000
			Intrafund Transfers Out	29,013,199	6,850,000	(22,163,199)	2,000,000	(4,850,000)
			Materials & Supplies	21,312,905	22,735,232	1,422,327	24,811,107	2,075,875
			Services Of Other Depts	12,407,755	11,949,143	(458,612)	11,968,745	19,602
			Unappropriated Rev-Designated				6,735,810	6,735,810
			Transfer Adjustment - Uses	(29,013,199)	(6,850,000)	22,163,199	(2,000,000)	4,850,000
13140 Total				**142,364,029**	**144,625,834**	**2,261,805**	**155,226,431**	**10,600,597**
Operating Total				**142,364,029**	**144,625,834**	**2,261,805**	**155,226,431**	**10,600,597**

Continuing Projects - Authority Control

Fund Code	Fund Title	Code	Title	2019-2020 Original Budget	2020-2021 Adopted Budget	2020-2021 Change From 2019-2020	2021-2022 Adopted Budget	2021-2022 Change From 2020-2021
13080	SR Library Fund - Continuing	17146	LB Library-summer Reading Prog	20,000	20,000		20,000	
		19559	LB Sfpl Capital Improvement Pr	29,013,199	6,850,000	(22,163,199)	2,000,000	(4,850,000)
13080 Total				**29,033,199**	**6,870,000**	**(22,163,199)**	**2,020,000**	**(4,850,000)**
13150	SR Library Special Revenue	17144	LB Library Special Collection-	25,000	25,000		25,000	
13150 Total				**25,000**	**25,000**	**0**	**25,000**	**0**
Continuing Projects - Authority Control Total				**29,058,199**	**6,895,000**	**(22,163,199)**	**2,045,000**	**(4,850,000)**

Grants Projects

Fund Code	Fund Title	Code	Title	2019-2020 Original Budget	2020-2021 Adopted Budget	2020-2021 Change From 2019-2020	2021-2022 Adopted Budget	2021-2022 Change From 2020-2021
13120	SR Library Grants; Cont Sta	10032879	LB-FY20 Project Read CLLS	50,000		(50,000)		
		10034145	LB-FY21 Project Read CLLS		60,000	60,000		(60,000)
		10035724	LB-FY22 Project Read CLLS				60,000	60,000
13120 Total				**50,000**	**60,000**	**10,000**	**60,000**	**0**
14820	SR ETF-Gift	10000589	LB-F&F-Spl Coll-Architect/Deco	5,000	5,000		5,000	
14820 Total				**5,000**	**5,000**	**0**	**5,000**	**0**
17860	Perm ETF-Bequests	10000592	LB-Lillian Dannenberg Bequest	15,000	15,000		15,000	
		10000595	LB-Fuhrman Bequest	100,000	100,000		100,000	
17860 Total				**115,000**	**115,000**	**0**	**115,000**	**0**
Grants Projects Total				**170,000**	**180,000**	**10,000**	**180,000**	**0**

Total Uses of Funds	**171,592,228**	**151,700,834**	**(19,891,394)**	**157,451,431**	**5,750,597**

Department: PUC Public Utilities Commissn

Fund Summary

Fund Title	2019-2020 Original Budget	2020-2021 Adopted Budget	2020-2021 Change From 2019-2020	2021-2022 Adopted Budget	2021-2022 Change From 2020-2021
CleanPowerSF	212,909,309	226,493,735	13,584,426	226,471,096	(22,639)
Hetch Hetchy Water and Power	230,158,274	209,138,691	(21,019,583)	218,830,940	9,692,249
San Francisco Wastewater Ent	363,666,181	385,844,898	22,178,717	404,467,113	18,622,215
San Francisco Water Enterprise	604,958,378	612,477,583	7,519,205	633,617,584	21,140,001
Total Uses by Funds	**1,411,692,142**	**1,433,954,907**	**22,262,765**	**1,483,386,733**	**49,431,826**

Division Summary

HHP CleanPowerSF	212,909,309	226,493,735	13,584,426	226,471,096	(22,639)
HHP Hetch Hetchy Water & Power	230,158,274	209,138,691	(21,019,583)	218,830,940	9,692,249
PUB Public Utilities Bureaus	291,600	556,600	265,000	291,600	(265,000)
WTR Water Enterprise	604,666,778	611,920,983	7,254,205	633,325,984	21,405,001
WWE Wastewater Enterprise	363,666,181	385,844,898	22,178,717	404,467,113	18,622,215
Total Uses by Division	**1,411,692,142**	**1,433,954,907**	**22,262,765**	**1,483,386,733**	**49,431,826**

Chart of Account Summary

Salaries	259,028,164	258,340,078	(688,086)	260,834,281	2,494,203
Mandatory Fringe Benefits	110,840,256	116,970,917	6,130,661	121,800,327	4,829,410
Non-Personnel Services	320,087,496	353,679,755	33,592,259	380,241,097	26,561,342
City Grant Program	3,006,480	2,900,012	(106,468)	2,831,524	(68,488)
Capital Outlay	24,217,230	25,679,811	1,462,581	19,361,011	(6,318,800)
Debt Service	394,563,383	407,574,163	13,010,780	430,982,862	23,408,699
Facilities Maintenance	37,374,480	46,809,021	9,434,541	42,424,881	(4,384,140)
Intrafund Transfers Out	274,174,603	238,484,489	(35,690,114)	245,295,686	6,811,197
Materials & Supplies	31,980,281	32,496,512	516,231	34,236,817	1,740,305
Overhead and Allocations	(98,416,789)	(95,736,643)	2,680,146	(96,457,361)	(720,718)
Programmatic Projects	2,845,115	3,725,000	879,885	3,900,000	175,000
Services Of Other Depts	99,283,792	104,333,465	5,049,673	105,376,421	1,042,956
Transfers Out	34,680,137	47,251,137	12,571,000	46,364,137	(887,000)
Unappropriated Rev Retained	203,304,397	156,063,500	(47,240,897)	167,596,069	11,532,569
Unappropriated Rev-Designated	23,482,720	18,017,179	(5,465,541)	8,928,667	(9,088,512)
Transfer Adjustment - Uses	(308,759,603)	(282,633,489)	26,126,114	(290,329,686)	(7,696,197)

Total Uses by Chart of Account		**1,411,692,142**	**1,433,954,907**	**22,262,765**	**1,483,386,733**	**49,431,826**
		Sources of Funds Detail by Account				
430150	Interest Earned - Pooled Cash	5,671,759	16,275,000	10,603,241	15,999,000	(276,000)
439899	Other City Property Rentals	13,940,064	13,471,900	(468,164)	13,934,400	462,500
463102	Sewer Service Chrg-Comml-Resid	332,703,500	336,155,600	3,452,100	365,534,700	29,379,100
463104	Sewer Service Chrg-Spcl Dstrct	10,019,000	9,515,000	(504,000)	10,176,000	661,000
468100	Treasure Island Utilities Rev	6,691,400	3,482,034	(3,209,366)	3,842,537	360,503
468111	Sale Of Water-SF Consumers	286,384,658	278,454,000	(7,930,658)	302,063,000	23,609,000
468121	Sale Of Water-Muni Paying		4,366,900	4,366,900	4,828,700	461,800
468131	Sale Of Water-Sub Non Resale		10,862,000	10,862,000	12,015,000	1,153,000
468181	Sale Of Water-Suburban Resale	264,926,687	262,385,000	(2,541,687)	262,910,000	525,000
468611	Sale Of Electricity-Municipal	20,397,822	2,713,103	(17,684,719)	6,348,987	3,635,884
468612	Sale Of Electricity-Non-City	21,629,951	20,825,892	(804,059)	18,213,416	(2,612,476)
468614	Sale Of Electricity-Retail	14,333,876	19,111,490	4,777,614	21,104,918	1,993,428
468615	Electricity Sale-CCA	212,070,541	225,610,735	13,540,194	225,539,096	(71,639)
468711	Sale Of Water	2,942,700	194,000	(2,748,700)	208,000	14,000
478001	Water Service InstallationChrg	5,259,500	6,288,000	1,028,500	6,483,000	195,000
478990	Enterprise Fed BondIntSubsidy	28,301,665	25,786,043	(2,515,622)	25,553,069	(232,974)
479987	LCFS Credits Revenue		2,507,000	2,507,000	735,000	(1,772,000)
479999	Other Non-Operating Revenue	7,789,500	15,733,253	7,943,753	12,415,305	(3,317,948)
486010	Exp Rec Fr Asian Arts Musm AAO	513,867	359,524	(154,343)	431,701	72,177
486020	Exp Rec Fr Airport (AAO)	51,218,021	44,019,825	(7,198,196)	45,465,431	1,445,606
486030	Exp Rec Fr Admin Svcs (AAO)	5,962,749	9,092,874	3,130,125	9,804,099	711,225
486040	Exp Rec Fr Animal Cre&Ctrl AAO	109,920	106,633	(3,287)	110,233	3,600
486050	Exp Rec Fr Adult Probation AAO	1,300	15,500	14,200	18,000	2,500
486060	Exp Rec Fr Art Commission AAO	500		(500)		
486100	Exp Rec Fr Bus & Enc Dev (AAO)	2,284,255	2,451,006	166,751	2,451,006	
486110	Exp Rec Fr Bldg Inspection AAO	50,000	50,000		50,000	
486170	Exp Rec Fr Chld Supprt SvcsAAO	64,314	40,071	(24,243)	45,290	5,219
486180	Exp Rec Fr ConvFaciltsMgmt AAO	6,161,685	4,982,755	(1,178,930)	5,471,864	489,109
486185	Exp Rec Fr CleanpowerSF AAO	1,144,425	1,144,425		1,144,425	
486195	EXP REC Fr HomelessnessSvcsAAO		545,809	545,809	598,387	52,578
486230	Exp Rec Fr City Planning (AAO)	40,000	40,000		40,000	
486250	Exp Rec Fr City Attorney (AAO)	20,305	21,134	829	23,606	2,472
486270	Exp Rec Fr Distrct Attorny AAO	19,924	24,387	4,463	30,094	5,707
486290	Exp Rec Fr Emergency Comm Dept	274,852	337,263	62,411	380,422	43,159
486300	Exp Rec Fr Electricity (AAO)		7,500	7,500	8,600	1,100
486330	Exp Rec Fr Fine Arts Musm AAO	1,455,532	1,407,903	(47,629)	1,596,198	188,295

486340	Exp Rec Fr Fire Dept (AAO)	1,311,163	1,342,878	31,715	1,465,124	122,246
486350	Exp Rec Fr Gen City Resp AAO	2,122,427	1,851,242	(271,185)	2,072,805	221,563
486370	Exp Rec Fr Comm Health Svc AAO	144,553	182,318	37,765	191,952	9,634
486380	Exp Rec Fr Sf Gen Hospital AAO	8,993,422	9,002,926	9,504	10,008,064	1,005,138
486390	Exp Rec Fr Laguna Honda AAO	2,658,101	2,931,725	273,624	3,253,430	321,705
486400	Exp Rec Fr CommMental Hlth AAO	341,604	373,604	32,000	412,958	39,354
486420	Exp Rec Fr Juvenile Court AAO	667,789	674,503	6,714	465,298	(209,205)
486430	Exp Rec Fr Public Library AAO	2,252,768	1,930,265	(322,503)	2,227,394	297,129
486500	Exp Rec Fr Police Comssn AAO	702,899	626,287	(76,612)	698,737	72,450
486510	Exp Rec Fr Public Defender AAO	1,407	1,538	131	1,864	326
486520	Exp Rec Fr Parking&Traffic AAO	8,071	8,000	(71)	9,200	1,200
486530	Exp Rec Fr Port Commission AAO	2,588,462	1,251,763	(1,336,699)	1,617,737	365,974
486540	Exp Rec Fr Purchaser (AAO)	52,790	255,843	203,053	290,818	34,975
486550	Exp Rec Fr Public TransprtnAAO	10,167,377	5,837,135	(4,330,242)	9,140,957	3,303,822
486560	Exp Rec Fr Public Works (AAO)	1,175,930	1,128,173	(47,757)	1,220,560	92,387
486600	Exp Rec Fr Real Estate (AAO)	1,389,201	1,272,500	(116,701)	1,470,800	198,300
486610	Exp Rec Fr Regstar Of Votr AAO	3,479	5,430	1,951	4,244	(1,186)
486630	Exp Rec Fr Rec & Park (AAO)	9,839,633	9,943,354	103,721	11,520,247	1,576,893
486650	Exp Rec Fr AcadmyOfScience AAO	1,651,828	1,559,625	(92,203)	1,785,694	226,069
486670	Exp Rec Fr Sheriff (AAO)	1,240,439	1,261,223	20,784	1,431,192	169,969
486690	Exp Rec Fr Human Services AAO	1,323,566	970,110	(353,456)	1,119,403	149,293
486710	Exp Rec From Isd (AAO)	146,935	169,478	22,543	189,979	20,501
486740	Exp Rec Fr PUC (AAO)	104,424	77,979	(26,445)	64,981	(12,998)
486750	Exp Rec Fr Hetch Hetchy (AAO)	265,765	122,642	(143,123)	147,466	24,824
486760	Exp Rec Fr Water Dept (AAO)	10,497,175	10,346,831	(150,344)	11,005,680	658,849
486780	Exp Rec Fr War Memorial (AAO)	1,071,659	1,041,010	(30,649)	1,191,841	150,831
486800	Exp Rec Fr Cleanwater (AAO)	12,721,242	12,913,839	192,597	13,362,243	448,404
486990	Exp Rec-General Unallocated	6,228,352	6,232,000	3,648	6,275,000	43,000
487110	Exp Rec Fr Mayor-Cdbg Non-AAO		3,600	3,600	4,000	400
493001	OTI Fr 1G-General Fund	1,240,000	2,400,000	1,160,000	2,400,000	
493037	OTI Fr 5W-Water Department Fd	34,585,000	44,149,000	9,564,000	45,034,000	885,000
495022	ITI Fr 5C-Cleanwater ProgramFd	118,104,408	113,029,608	(5,074,800)	114,352,734	1,323,126
495029	ITI Fr 5T-Hetch Hetchy W&P Fds	51,201,232	16,443,687	(34,757,545)	16,913,774	470,087
495030	ITI Fr 5W-Water Department Fd	80,014,000	79,982,198	(31,802)	83,519,219	3,537,021
495045	ITI Fr 5Q-Cleanpowersf Funds	24,854,963	29,028,996	4,174,033	30,509,959	1,480,963
499999	Beg Fund Balance - Budget Only	28,395,409	39,853,527	11,458,118	22,763,581	(17,089,946)
999989	ELIMSD TRANSFER ADJ-SOURCES	(308,759,603)	(282,633,489)	26,126,114	(290,329,686)	(7,696,197)
General Fund Support						

Total Sources by Fund	**1,411,692,142**	**1,433,954,907**	**22,262,765**	**1,483,386,733**	**49,431,826**

Uses of Funds Detail Appropriation

Operating

Fund Code	Fund Title	Code	Title	2019-2020 Original Budget	2020-2021 Adopted Budget	2020-2021 Change From 2019-2020	2021-2022 Adopted Budget	2021-2022 Change From 2020-2021
20160	WWE Op Annual Account Ctrl		Salaries	51,726,620	51,162,549	(564,071)	51,540,226	377,677
			Mandatory Fringe Benefits	24,089,542	25,088,586	999,044	25,966,480	877,894
			Non-Personnel Services	18,459,108	23,361,106	4,901,998	25,655,235	2,294,129
			City Grant Program	250,000	250,000		250,000	
			Capital Outlay	1,832,925	1,825,015	(7,910)	2,060,747	235,732
			Debt Service	73,114,869	87,471,078	14,356,209	97,576,141	10,105,063
			Intrafund Transfers Out	118,104,408	113,029,608	(5,074,800)	114,352,734	1,323,126
			Materials & Supplies	11,165,340	11,188,300	22,960	11,686,122	497,822
			Overhead and Allocations	27,512,713	30,527,869	3,015,156	31,719,342	1,191,473
			Services Of Other Depts	35,215,591	37,945,780	2,730,189	38,306,643	360,863
			Transfers Out	31,713	31,713		31,713	
			Unappropriated Rev-Designated		405,294	405,294	1,756,730	1,351,436
			Transfer Adjustment - Uses	(118,104,408)	(113,029,608)	5,074,800	(114,352,734)	(1,323,126)
20160 Total				**243,398,421**	**269,257,290**	**25,858,869**	**286,549,379**	**17,292,089**
24750	HH CleanPowerSF Op Annual Acco		Salaries	5,344,711	5,250,012	(94,699)	5,610,847	360,835
			Mandatory Fringe Benefits	1,260,521	1,537,114	276,593	2,030,958	493,844
			Non-Personnel Services	12,527,188	12,261,349	(265,839)	12,053,375	(207,974)
			Debt Service		1,000,000	1,000,000	1,000,000	
			Materials & Supplies	226,937	228,358	1,421	229,358	1,000
			Overhead and Allocations	2,113,833	2,539,970	426,137	2,589,392	49,422
			Services Of Other Depts	3,111,773	3,588,696	476,923	3,548,200	(40,496)
24750 Total				**24,584,963**	**26,405,499**	**1,820,536**	**27,062,130**	**656,631**
24970	HHWP Op Annual Account Ctrl		Salaries	33,260,994	33,056,803	(204,191)	33,014,826	(41,977)
			Mandatory Fringe Benefits	15,052,164	15,960,085	907,921	16,536,990	576,905
			Non-Personnel Services	92,973,647	97,872,128	4,898,481	110,686,836	12,814,708
			Capital Outlay	1,335,619	1,771,824	436,205	1,219,510	(552,314)
			Debt Service	5,996,708	5,691,708	(305,000)	5,521,708	(170,000)
			Intrafund Transfers Out	51,201,232	16,443,687	(34,757,545)	16,913,774	470,087
			Materials & Supplies	3,151,815	3,361,083	209,268	3,498,442	137,359
			Overhead and Allocations	16,583,112	18,499,145	1,916,033	19,215,510	716,365
			Services Of Other Depts	8,250,271	8,511,134	260,863	8,509,529	(1,605)

Fund Code	Fund Title	Code	Title	2019-2020 Original Budget	2020-2021 Adopted Budget	2020-2021 Change From 2019-2020	2021-2022 Adopted Budget	2021-2022 Change From 2020-2021
24970	HHWP Op Annual Account Ctrl		Transfers Out	31,712	531,712	500,000	531,712	
			Unappropriated Rev-Designated		1,510,382	1,510,382	2,123,103	612,721
			Transfer Adjustment - Uses	(51,201,232)	(16,443,687)	34,757,545	(16,913,774)	(470,087)
24970 Total				**176,636,042**	**186,766,004**	**10,129,962**	**200,858,166**	**14,092,162**
25940	WTR Op Annual Account Ctrl		Salaries	69,957,201	68,356,751	(1,600,450)	68,937,180	580,429
			Mandatory Fringe Benefits	32,851,894	33,927,663	1,075,769	35,182,802	1,255,139
			Non-Personnel Services	15,547,563	19,184,277	3,636,714	20,173,538	989,261
			City Grant Program	2,756,480	2,650,012	(106,468)	2,581,524	(68,488)
			Capital Outlay	4,116,116	4,459,339	343,223	2,888,897	(1,570,442)
			Debt Service	315,451,806	313,411,377	(2,040,429)	326,885,013	13,473,636
			Intrafund Transfers Out	80,014,000	79,982,198	(31,802)	83,519,219	3,537,021
			Materials & Supplies	15,091,344	15,283,545	192,201	15,994,604	711,059
			Overhead and Allocations	40,151,459	45,215,190	5,063,731	47,042,277	1,827,087
			Services Of Other Depts	23,713,203	24,666,919	953,716	25,303,218	636,299
			Transfers Out	34,616,712	44,180,712	9,564,000	45,065,712	885,000
			Transfer Adjustment - Uses	(114,599,000)	(124,131,198)	(9,532,198)	(128,553,219)	(4,422,021)
25940 Total				**519,668,778**	**527,186,785**	**7,518,007**	**545,020,765**	**17,833,980**
27180	PUC Operating Fund		Salaries	45,853,152	47,251,899	1,398,747	48,468,519	1,216,620
			Mandatory Fringe Benefits	22,875,931	24,738,953	1,863,022	26,062,272	1,323,319
			Non-Personnel Services	16,008,364	19,057,536	3,049,172	19,073,268	15,732
			Capital Outlay	1,398,570	1,656,136	257,566	1,521,707	(134,429)
			Materials & Supplies	2,344,845	2,435,226	90,381	2,828,291	393,065
			Overhead and Allocations	(117,182,216)	(123,538,237)	(6,356,021)	(127,740,374)	(4,202,137)
			Services Of Other Depts	28,992,954	28,374,964	(617,990)	28,391,375	16,411
			Unappropriated Rev-Designated		580,123	580,123	1,686,542	1,106,419
27180 Total				**291,600**	**556,600**	**265,000**	**291,600**	**(265,000)**
Operating Total				**964,579,804**	**1,010,172,178**	**45,592,374**	**1,059,782,040**	**49,609,862**

Annual Projects - Authority Control

Fund Code	Fund Title	Code	Title	2019-2020 Original Budget	2020-2021 Adopted Budget	2020-2021 Change From 2019-2020	2021-2022 Adopted Budget	2021-2022 Change From 2020-2021
20170	WWE Annual Authority Ctrl	17726	GE Youth Employment & Environm	697,000	697,000		697,000	
		19459	UW Treasure Island - Maintena	1,390,000	1,432,000	42,000	1,475,000	43,000
		19460	UW 525 Golden Gate - O & M	1,251,760	2,124,165	872,405	1,293,000	(831,165)
		19461	UW 525 Golden Gate - Lease Pay	2,424,000	2,423,943	(57)	2,424,344	401
		19466	WW Low Impact Development	681,000	681,000		681,000	

Fund Code	Fund Title	Code	Title	2019-2020 Original Budget	2020-2021 Adopted Budget	2020-2021 Change From 2019-2020	2021-2022 Adopted Budget	2021-2022 Change From 2020-2021
20170	WWE Annual Authority Ctrl	80068	WWE Neighborhood Steward Progs	845,000	1,335,000	490,000	1,095,000	(240,000)
20170 Total				**7,288,760**	**8,693,108**	**1,404,348**	**7,665,344**	**(1,027,764)**
24765	Clean Pw Annual Authority Ctrl	20993	CPSF Neighborhood Steward Prog	270,000	725,000	455,000	1,015,000	290,000
24765 Total				**270,000**	**725,000**	**455,000**	**1,015,000**	**290,000**
24980	HHWP Annual Authority Ctrl	15812	Hetchy Water - Facilities Main	2,617,000	5,960,000	3,343,000	6,334,000	374,000
		17661	Wecc-Nerc Compliance	3,700,000	3,069,402	(630,598)	2,459,557	(609,845)
		17662	Wecc-Nerc Transmission Line Cl	200,000		(200,000)		
		17726	GE Youth Employment & Environm	150,000	150,000		150,000	
		19459	UW Treasure Island - Maintena	3,643,000	3,825,000	182,000	4,016,000	191,000
		19460	UW 525 Golden Gate - O & M	752,720	1,277,275	524,555	779,000	(498,275)
		19461	UW 525 Golden Gate - Lease Pay	1,248,000	1,248,010	10	1,248,217	207
		80066	HHW Neighborhood Steward Progs	262,000	500,000	238,000	125,000	(375,000)
		80067	HHP Neighborhood Steward Progs	428,115	167,000	(261,115)	440,000	273,000
24980 Total				**13,000,835**	**16,196,687**	**3,195,852**	**15,551,774**	**(644,913)**
25950	WTR Annual Authority Ctrl	17726	GE Youth Employment & Environm	1,290,000	1,290,000		1,290,000	
		19158	UW Awss Maintenance - Cdd	500,000	1,500,000	1,000,000	1,500,000	
		19159	UW Water Enterprise-watershed	1,196,000	3,486,000	2,290,000	3,486,000	
		19458	UW Water Resources Planning An	300,000	500,000	200,000	500,000	
		19459	UW Treasure Island - Maintena	1,311,000	1,350,000	39,000	1,390,500	40,500
		19460	UW 525 Golden Gate - O & M	4,050,000	6,874,055	2,824,055	4,186,000	(2,688,055)
		19461	UW 525 Golden Gate - Lease Pay	9,169,000	9,167,143	(1,857)	9,832,719	665,576
		80065	WTR Neighborhood Steward Progr	1,040,000	998,000	(42,000)	1,225,000	227,000
25950 Total				**18,856,000**	**25,165,198**	**6,309,198**	**23,410,219**	**(1,754,979)**
Annual Projects - Authority Control Total				**39,415,595**	**50,779,993**	**11,364,398**	**47,642,337**	**(3,137,656)**

Continuing Projects - Authority Control

Fund Code	Fund Title	Code	Title	2019-2020 Original Budget	2020-2021 Adopted Budget	2020-2021 Change From 2019-2020	2021-2022 Adopted Budget	2021-2022 Change From 2020-2021
20550	WWE CPF Repair & Replace	19135	WW Cwp_revenue Transfer-sub Fund	112,979,000	107,894,500	(5,084,500)	110,252,390	2,357,890
20550 Total				**112,979,000**	**107,894,500**	**(5,084,500)**	**110,252,390**	**2,357,890**
24761	CleanPowerSF Cap Revenue Fund	80233	CleanPowerSF Capital		1,898,497	1,898,497	2,432,829	534,332
24761 Total				**0**	**1,898,497**	**1,898,497**	**2,432,829**	**534,332**
24870	HH CleanPowerSF Cust Trust Fd	10000	Operating	188,054,346		(188,054,346)		
		20543	CleanPowerSF Customer Trst Fnd		197,464,739	197,464,739	195,961,137	(1,503,602)
24870 Total				**188,054,346**	**197,464,739**	**9,410,393**	**195,961,137**	**(1,503,602)**
24990	HHWP ContinuingAuthorityCtrl	15405	UH Hhp_revenue Transfer-sub Fund	38,521,397	569,000	(37,952,397)	1,686,000	1,117,000

Fund Code	Fund Title	Code	Title	2019-2020 Original Budget	2020-2021 Adopted Budget	2020-2021 Change From 2019-2020	2021-2022 Adopted Budget	2021-2022 Change From 2020-2021
24990 Total				**38,521,397**	**569,000**	**(37,952,397)**	**1,686,000**	**1,117,000**
25430	HHP CPF Transbay Cable	15375	UH Sf Electrical Reliability-t	2,000,000	3,100,000	1,100,000		(3,100,000)
25430 Total				**2,000,000**	**3,100,000**	**1,100,000**	**0**	**(3,100,000)**
25455	HHP LCFS Credits Sales Fund	21284	UH LCFS Credits		2,507,000	2,507,000	735,000	(1,772,000)
25455 Total				**0**	**2,507,000**	**2,507,000**	**735,000**	**(1,772,000)**
25960	WTR ContinuingAuthorityCtrl	19047	UW Watershed Protection	500,000	1,050,000	550,000	996,490	(53,510)
		19052	UW Landscape Conservation Prog	2,000,000	1,000,000	(1,000,000)		(1,000,000)
		19055	UW Long Term Monitoring & Perm	11,201,000	9,219,000	(1,982,000)	7,758,969	(1,460,031)
		19133	UW Wtr_revenue Transfer-sub Fund	11,804,000	27,600,000	15,796,000	35,698,998	8,098,998
		19463	UW Retrofit Grant Program	637,000	700,000	63,000	481,862	(218,138)
25960 Total				**26,142,000**	**39,569,000**	**13,427,000**	**44,936,319**	**5,367,319**
26600	WTR CPF Wholesale Customer	19133	UW Wtr_revenue Transfer-sub Fund	26,000,000	13,000,000	(13,000,000)	12,973,142	(26,858)
26600 Total				**26,000,000**	**13,000,000**	**(13,000,000)**	**12,973,142**	**(26,858)**
Continuing Projects - Authority Control Total				**393,696,743**	**366,002,736**	**(27,694,007)**	**368,976,817**	**2,974,081**

Continuing Projects - Project Control

Fund Code	Fund Title	Code	Title	2019-2020 Original Budget	2020-2021 Adopted Budget	2020-2021 Change From 2019-2020	2021-2022 Adopted Budget	2021-2022 Change From 2020-2021
26570	WTR CPF Other Fund	10015493	UW Wtr:Revenue Transfer-Sub Fund	14,000,000	7,000,000	(7,000,000)	6,985,539	(14,461)
26570 Total				**14,000,000**	**7,000,000**	**(7,000,000)**	**6,985,539**	**(14,461)**
Continuing Projects - Project Control Total				**14,000,000**	**7,000,000**	**(7,000,000)**	**6,985,539**	**(14,461)**

Work Orders/Overhead

Fund Code	Fund Title	Code	Title	2019-2020 Original Budget	2020-2021 Adopted Budget	2020-2021 Change From 2019-2020	2021-2022 Adopted Budget	2021-2022 Change From 2020-2021
20205	WWE Paid Time Off	229309	WWE Wastewater Enterprise	2,700,000	2,700,000		2,700,000	
			Transfer Adjustment - Uses	(2,700,000)	(2,700,000)		(2,700,000)	
20205 Total				**0**	**0**	**0**	**0**	**0**
25025	HHWP HetchyPower Paid Time Off	231637	HHP Hetch Hetchy Water & Power	1,300,000	1,300,000		1,300,000	
			Transfer Adjustment - Uses	(1,300,000)	(1,300,000)		(1,300,000)	
25025 Total				**0**	**0**	**0**	**0**	**0**
25026	HHWP HetchyWater Paid Time Off	231637	HHP Hetch Hetchy Water & Power	1,100,000	1,100,000		1,100,000	
			Transfer Adjustment - Uses	(1,100,000)	(1,100,000)		(1,100,000)	
25026 Total				**0**	**0**	**0**	**0**	**0**
25985	WTR Paid Time Off	232429	WTR Water Enterprise	5,700,000	5,700,000		5,700,000	

Fund Code	Fund Title	Code	Title	2019-2020 Original Budget	2020-2021 Adopted Budget	2020-2021 Change From 2019-2020	2021-2022 Adopted Budget	2021-2022 Change From 2020-2021
25985	WTR Paid Time Off		Transfer Adjustment - Uses	(5,700,000)	(5,700,000)		(5,700,000)	
25985 Total				**0**	**0**	**0**	**0**	**0**
27190	PUC Personnel Fund	232176	PUB Public Utilities Bureaus	67,595,690	68,980,580	1,384,890	69,283,508	302,928
			Transfer Adjustment - Uses	(67,595,690)	(68,980,580)	(1,384,890)	(69,283,508)	(302,928)
27190 Total				**0**	**0**	**0**	**0**	**0**
Work Orders/Overhead Total				**0**	**0**	**0**	**0**	**0**
Total Uses of Funds				**1,411,692,142**	**1,433,954,907**	**22,262,765**	**1,483,386,733**	**49,431,826**

Department: REC Recreation & Park Commsn

Fund Summary

Fund Title	2019-2020 Original Budget	2020-2021 Adopted Budget	2020-2021 Change From 2019-2020	2021-2022 Adopted Budget	2021-2022 Change From 2020-2021
City Facilities Improvement Fd	2,000,000	9,450,000	7,450,000		(9,450,000)
Community / Neighborhood Dev	4,851,810	23,970,094	19,118,284	9,666,883	(14,303,211)
Culture and Recreation Fund	6,657,147	6,760,747	103,600	6,124,117	(636,630)
General Fund	120,109,731	109,158,958	(10,950,773)	117,828,229	8,669,271
Gift and Other Exp Trust Fund	440,026	443,968	3,942	443,968	
Golf Fund	18,639,772	18,704,005	64,233	18,886,820	182,815
Open Space and Park Fund	63,751,518	62,702,325	(1,049,193)	64,712,193	2,009,868
Recreation and Park Projects	3,120,096	395,932	(2,724,164)		(395,932)
Total Uses by Funds	**219,570,100**	**231,586,029**	**12,015,929**	**217,662,210**	**(13,923,819)**

Division Summary

REC Admin Services	(1,732,650)	(2,116,977)	(384,327)	(3,502,950)	(1,385,973)
REC Capital Division	29,831,331	50,335,034	20,503,703	27,094,175	(23,240,859)
REC Operations	187,286,619	179,367,972	(7,918,647)	190,070,985	10,703,013
REC Zoo	4,184,800	4,000,000	(184,800)	4,000,000	
Total Uses by Division	**219,570,100**	**231,586,029**	**12,015,929**	**217,662,210**	**(13,923,819)**

Chart of Account Summary

Salaries	82,381,148	79,677,705	(2,703,443)	84,467,766	4,790,061
Mandatory Fringe Benefits	37,041,184	38,730,973	1,689,789	40,364,755	1,633,782
Non-Personnel Services	22,985,576	22,848,912	(136,664)	23,593,412	744,500
City Grant Program	952,031	850,031	(102,000)	850,031	
Capital Outlay	34,534,158	52,294,954	17,760,796	29,110,607	(23,184,347)
Debt Service	1,740,135	1,740,135		1,740,135	
Facilities Maintenance	1,500,500	1,347,000	(153,500)	1,403,000	56,000
Intrafund Transfers Out	12,374,866	8,297,889	(4,076,977)	10,084,422	1,786,533
Materials & Supplies	6,258,207	5,988,507	(269,700)	6,183,507	195,000
Overhead and Allocations	(1,062,373)	(4,444,375)	(3,382,002)	(4,198,846)	245,529
Programmatic Projects	7,447,433	5,596,467	(1,850,966)	5,862,080	265,613
Services Of Other Depts	26,226,275	26,955,720	729,445	28,285,763	1,330,043
Transfers Out	12,376,543	15,806,533	3,429,990	15,263,774	(542,759)

Unappropriated Rev Retained		(62,126)		62,126		
Unappropriated Rev-Designated		(372,048)		372,048		
Transfer Adjustment - Uses		(24,751,409)	(24,104,422)	646,987	(25,348,196)	(1,243,774)
Total Uses by Chart of Account		**219,570,100**	**231,586,029**	**12,015,929**	**217,662,210**	**(13,923,819)**

Sources of Funds Detail by Account

410110	Prop Tax Curr Yr-Secured	57,796,000	60,618,000	2,822,000	61,377,000	759,000
410120	Prop Tax Curr Yr-Unsecured	3,541,000	4,076,000	535,000	3,261,000	(815,000)
410230	Unsecured Instl 5-8 Yr Plan	17,000	17,000		17,000	
410310	Supp Asst SB813-Cy Secured	811,000	312,000	(499,000)	312,000	
410410	Supp Asst SB813-Py Secured	1,803,000	694,000	(1,109,000)	694,000	
410920	Prop Tax Ab 1290 Rda Passthrgh	1,327,000	1,643,000	316,000	1,676,000	33,000
430150	Interest Earned - Pooled Cash	195,000	590,932	395,932	195,000	(395,932)
435210	Civic Center Garage	3,050,000	2,050,000	(1,000,000)	3,050,000	1,000,000
435218	St. Mary's Garage	800,000	800,000		800,000	
435219	Union Square Garage	2,800,000	1,750,000	(1,050,000)	2,800,000	1,050,000
435222	Portsmouth Garage	1,100,000	300,000	(800,000)	1,100,000	800,000
435225	Prking Fees-VarRec-PrkFacilt	540,000	300,000	(240,000)	600,000	300,000
435226	Music Concourse-Parking	100,000	100,000		100,000	
435311	Rentals-Balboa Stadium	50,000	20,000	(30,000)	50,000	30,000
435341	Rentals-Kezar Pavilion	100,000	60,000	(40,000)	100,000	40,000
435342	Rentals-Kezar Stadium	55,000	20,000	(35,000)	55,000	35,000
435351	Rentals-Recreation Facilities	1,710,000	1,325,000	(385,000)	1,745,000	420,000
435490	Golf Resident Card Fees	475,000	500,000	25,000	500,000	
435499	Concession-Miscellaneous	8,482,323	6,966,527	(1,515,796)	9,035,003	2,068,476
439899	Other City Property Rentals	105,000		(105,000)		
448111	Homeowners Prop Tax Relief	170,000	170,000		170,000	
448999	Other State Grants & Subventns	850,108	200,500	(649,608)		(200,500)
460181	City Planning Commission Fees	1,889,000	328,094	(1,560,906)		(328,094)
462611	Admission-Recreation Facilts	7,324,581	5,750,785	(1,573,796)	7,064,581	1,313,796
462621	Camp Mather Fees	1,987,680		(1,987,680)	1,116,285	1,116,285
462631	Golf Fees	7,136,656	8,605,000	1,468,344	7,653,568	(951,432)
462641	Tennis Fees		150,000	150,000	150,000	
462651	Swim Pool Fees	130,000	112,000	(18,000)	250,000	138,000
462652	Swim Lessons	350,000	86,498	(263,502)	278,182	191,684
462653	Swim Admissions	431,813	200,000	(231,813)	431,813	231,813
462672	Berth & Mooring Fees - East	835,000	820,000	(15,000)	820,000	
462673	Berth & Mooring Fees - West	2,629,836	2,630,000	164	2,750,000	120,000
462681	Photo Center Fees	90,000	14,704	(75,296)	18,971	4,267

462691	Permits	8,490,000	4,980,000	(3,510,000)	8,695,000	3,715,000
462699	Other Recreational Svc Chgs	4,906,000	1,856,264	(3,049,736)	2,145,201	288,937
469999	Other Operating Revenue	500,000	500,000		500,000	
475415	Community ImprovementImpactFee	2,962,810	23,642,000	20,679,190	9,666,883	(13,975,117)
478101	Gifts And Bequests	1,090,026	443,968	(646,058)	443,968	
479960	Contribution fr Property Owner		9,000,000	9,000,000		(9,000,000)
479999	Other Non-Operating Revenue	1,817,855	1,817,590	(265)	1,817,590	
486030	Exp Rec Fr Admin Svcs (AAO)	80,000	50,000	(30,000)	50,000	
486100	Exp Rec Fr Bus & Enc Dev (AAO)	105,489	105,489		105,489	
486190	Exp Rec Fr Child;Youth&Fam AAO	1,309,485	1,204,726	(104,759)	1,204,726	
486230	Exp Rec Fr City Planning (AAO)	30,000	30,000		30,000	
486310	Exp Rec Fr EmergcyComcationAAO	6,048	6,230	182	6,230	
486390	Exp Rec Fr Laguna Honda AAO	15,694	15,694		15,694	
486410	Exp Rec Fr Hss (AAO)	79,044		(79,044)	39,522	39,522
486430	Exp Rec Fr Public Library AAO	739,240	673,943	(65,297)	695,255	21,312
486460	Exp Rec Fr Muni TransprtnAAO	100,968	110,010	9,042	113,141	3,131
486530	Exp Rec Fr Port Commission AAO	92,000	92,000		92,000	
486600	Exp Rec Fr Real Estate (AAO)	3,090	3,090		3,090	
486760	Exp Rec Fr Water Dept (AAO)	936,500	1,013,500	77,000	1,013,500	
486780	Exp Rec Fr War Memorial (AAO)	180,932	180,932		185,610	4,678
487370	Exp Rec Fr Port Comssn NonAAO	40,000		(40,000)		
493001	OTI Fr 1G-General Fund	8,122,849	7,695,135	(427,714)	7,152,376	(542,759)
493012	OTI Fr 2S/GOL-Golf Fund	1,180,000	1,180,000		1,180,000	
493017	OTI Fr 2S/OSP-Open Spce&Prk Fd	3,073,694	6,931,398	3,857,704	6,931,398	
495001	ITI Fr 1G-General Fund	2,007,561	401,510	(1,606,051)	401,510	
495005	ITI Fr 2S/CRF-Culture & Rec Fd	617,680	470,676	(147,004)	442,420	(28,256)
495009	ITI Fr 2S/GOL-Golf Fund	404,889	374,486	(30,403)	374,486	
495012	ITI Fr 2S/OSP-Open Spce&Prk Fd	9,344,736	7,051,217	(2,293,519)	8,866,006	1,814,789
499998	Prior Year Designated Reserve	3,606,051	450,000	(3,156,051)		(450,000)
499999	Beg Fund Balance - Budget Only	1,650,200	773,723	(876,477)	2,806,591	2,032,868
999989	ELIMSD TRANSFER ADJ-SOURCES	(24,751,409)	(24,104,422)	646,987	(25,348,196)	(1,243,774)
General Fund Support		82,146,671	83,426,830	1,280,159	79,862,317	(3,564,513)
Total Sources by Fund		**219,570,100**	**231,586,029**	**12,015,929**	**217,662,210**	**(13,923,819)**

Reserved Appropriations

Controller Reserves:

10013127	RP Buchanan Street Mall				3,039,298	3,039,298
10013170	RP Gene Friend Rec Center		25,000,000	25,000,000		(25,000,000)

10013267	RP Juri Commons	175,000	175,000		(175,000)
10031217	RP 11th Street And Natoma Park			3,039,298	3,039,298
10033273	RP 2020 Bond Planning			3,588,287	3,588,287
Controller Reserves: Total		**25,175,000**	**25,175,000**	**9,666,883**	**(15,508,117)**

Mayor Reserves:

10013183	RP COF Community Opprtnty Fnd	49,696	49,696		(49,696)
10013433	RP 2012 NP Contingency Master	68,245	68,245		(68,245)
10013442	RP 2012 Citywide Prks/Programs	277,991	277,991		(277,991)
Mayor Reserves: Total		**395,932**	**395,932**	**0**	**(395,932)**

Uses of Funds Detail Appropriation

Operating

Fund Code	Fund Title	Code	Title	2019-2020 Original Budget	2020-2021 Adopted Budget	2020-2021 Change From 2019-2020	2021-2022 Adopted Budget	2021-2022 Change From 2020-2021
10000	GF Annual Account Ctrl		Salaries	42,044,807	38,736,201	(3,308,606)	43,411,360	4,675,159
			Mandatory Fringe Benefits	16,896,108	17,660,775	764,667	18,932,332	1,271,557
			Non-Personnel Services	250,000	250,000		250,000	
			City Grant Program	755,538	755,538		755,538	
			Intrafund Transfers Out	330,069	330,069		330,069	
			Materials & Supplies	75,000	75,000		75,000	
			Overhead and Allocations	25,137,351	22,883,951	(2,253,400)	25,883,950	2,999,999
			Services Of Other Depts	94,000	144,000	50,000	144,000	
			Transfers Out	7,450,070	7,234,005	(216,065)	7,152,376	(81,629)
			Transfer Adjustment - Uses	(7,780,139)	(7,564,074)	216,065	(7,482,445)	81,629
10000 Total				**85,252,804**	**80,505,465**	**(4,747,339)**	**89,452,180**	**8,946,715**
11902	SR R&P-Marina -Annual		Salaries	1,027,081	1,038,162	11,081	1,038,163	1
			Mandatory Fringe Benefits	497,316	530,754	33,438	118,263	(412,491)
			Non-Personnel Services	224,097	224,097		224,097	
			Debt Service	1,740,135	1,740,135		1,740,135	
			Intrafund Transfers Out	617,680	470,676	(147,004)	442,420	(28,256)
			Materials & Supplies	112,000	112,000		112,000	
			Overhead and Allocations	498,326	501,460	3,134	501,460	
			Services Of Other Depts	122,657	125,373	2,716	129,989	4,616
			Transfer Adjustment - Uses	(617,680)	(470,676)	147,004	(442,420)	28,256
11902 Total				**4,221,612**	**4,271,981**	**50,369**	**3,864,107**	**(407,874)**
12360	SR Golf Fund Annual		Salaries	3,892,136	3,896,076	3,940	3,896,076	
			Mandatory Fringe Benefits	1,763,342	1,862,964	99,622	1,915,919	52,955

Fund Code	Fund Title	Code	Title	2019-2020 Original Budget	2020-2021 Adopted Budget	2020-2021 Change From 2019-2020	2021-2022 Adopted Budget	2021-2022 Change From 2020-2021
12360	SR Golf Fund Annual		Non-Personnel Services	6,265,281	6,265,281		6,265,281	
			Intrafund Transfers Out	404,889	374,486	(30,403)	374,486	
			Materials & Supplies	726,101	726,101		726,101	
			Overhead and Allocations	2,051,758	2,040,031	(11,727)	2,040,031	
			Services Of Other Depts	3,016,265	3,219,066	202,801	3,348,926	129,860
			Transfers Out	1,180,000	1,180,000		1,180,000	
			Transfer Adjustment - Uses	(1,584,889)	(1,554,486)	30,403	(1,554,486)	
12360 Total				**17,714,883**	**18,009,519**	**294,636**	**18,192,334**	**182,815**
13370	SR Open Space&Park-Annual		Salaries	21,206,522	21,112,077	(94,445)	21,118,787	6,710
			Mandatory Fringe Benefits	11,489,337	12,194,052	704,715	12,630,270	436,218
			Non-Personnel Services	4,948,758	4,753,315	(195,443)	4,752,815	(500)
			Intrafund Transfers Out	9,344,736	7,051,217	(2,293,519)	8,866,006	1,814,789
			Overhead and Allocations	16,539,660	17,122,702	583,042	17,122,702	
			Services Of Other Depts	222,505	228,962	6,457	221,613	(7,349)
			Transfers Out	3,073,694	6,931,398	3,857,704	6,931,398	
			Transfer Adjustment - Uses	(12,418,430)	(13,982,615)	(1,564,185)	(15,797,404)	(1,814,789)
13370 Total				**54,406,782**	**55,411,108**	**1,004,326**	**55,846,187**	**435,079**
Operating Total				**161,596,081**	**158,198,073**	**(3,398,008)**	**167,354,808**	**9,156,735**

Annual Projects - Authority Control

Fund Code	Fund Title	Code	Title	2019-2020 Original Budget	2020-2021 Adopted Budget	2020-2021 Change From 2019-2020	2021-2022 Adopted Budget	2021-2022 Change From 2020-2021
10010	GF Annual Authority Ctrl	17856	Zoo Operations Project	4,184,800	4,000,000	(184,800)	4,000,000	
		20134	Community Services Operating	142,439	142,439		142,439	
		20135	Mather Operating	615,113	465,113	(150,000)	540,113	75,000
		20136	Cultural Arts Drama Operating	40,000	40,000		40,000	
		20137	Cultural Arts Gen Operating	52,195	52,195		52,195	
		20138	Cultural Arts Randall Operatin	36,141	36,141		36,141	
		20139	Cultural Arts Sharon Operating	42,000	42,000		42,000	
		20140	Botanical Operating	58,593	58,593		58,593	
		20141	Golden Gate Park Operating	409,481	334,481	(75,000)	409,481	75,000
		20142	Nursery Operating	58,400	58,400		58,400	
		20143	Int Pest Management Operating	58,387	58,387		58,387	
		20144	Leisure Services Operating	492,194	492,194		492,194	
		20146	Park Patrol Operating	172,988	172,988		172,988	
		20147	Park Service Area 1 Operating	242,157	242,157		242,157	

Fund Code	Fund Title	Code	Title	2019-2020 Original Budget	2020-2021 Adopted Budget	2020-2021 Change From 2019-2020	2021-2022 Adopted Budget	2021-2022 Change From 2020-2021
10010	GF Annual Authority Ctrl	20148	Park Service Area 2 Operating	390,934	288,934	(102,000)	288,934	
		20149	Park Service Area 3 Operating	120,428	120,428		120,428	
		20150	Park Service Area 4 Operating	104,158	104,158		104,158	
		20151	Park Service Area 5 Operating	113,212	113,212		113,212	
		20152	Park Service Area 6 Operating	133,463	133,463		133,463	
		20154	Permit & Reservation Operating	66,150	66,150		66,150	
		20156	Structural Maint Operating	1,129,600	1,024,600	(105,000)	1,129,600	105,000
		20158	Support Services Operating	1,529,192	502,013	(1,027,179)	502,013	
		20159	Turf Operating	146,464	146,464		146,464	
		20192	RP SM Operating Work Orders	457,876	457,876		457,876	
		20193	RP Capital Budget Baseline	647,500	694,000	46,500	750,000	56,000
		20324	Sugar-Sweetened Beverages Tax	1,892,821	1,988,719	95,898	2,623,482	634,763
		20361	RP Equipment	7,799		(7,799)		
10010 Total				**13,344,485**	**11,835,105**	**(1,509,380)**	**12,780,868**	**945,763**
13350	Open Space & Park-Annual Proj	20133	Apprentice Operating	61,500	61,500		61,500	
		20145	Natural Areas Operating	110,400	110,400		110,400	
		20155	Planning Operating	40,000	40,000		40,000	
		20157	Sports & Athletics Operating	634,768	634,768		634,768	
		20160	Urban Forestry Operating	101,475	101,475		101,475	
		20161	Volunteer Operating	390,102	310,102	(80,000)	390,102	80,000
13350 Total				**1,338,245**	**1,258,245**	**(80,000)**	**1,338,245**	**80,000**
Annual Projects - Authority Control Total				**14,682,730**	**13,093,350**	**(1,589,380)**	**14,119,113**	**1,025,763**

Continuing Projects - Authority Control

Fund Code	Fund Title	Code	Title	2019-2020 Original Budget	2020-2021 Adopted Budget	2020-2021 Change From 2019-2020	2021-2022 Adopted Budget	2021-2022 Change From 2020-2021
10020	GF Continuing Authority Ctrl	10000	Operating	684,214	595,024	(89,190)	13,000	(582,024)
		18926	RP Conservatory Of Flowers	(104,000)		104,000		
		18957	RP Ina Coolbrith Path Repairs	(25,000)		25,000		
		19023	RP Telegraph Hill Stabilizatio	(709,000)		709,000		
		19030	RP Walter Haas	(162,000)		162,000		
		19385	RP 11th Street And Natoma Park	105,000		(105,000)		
		19387	RP Botanical Garden Improvemen	330,069	330,069		330,069	
		19701	RP BOS District Projects	899,423	298,648	(600,775)	91,526	(207,122)
		20191	RP PUC Garage CO Repayment	104,781	104,781		104,781	
		20193	RP Capital Budget Baseline	15,652,500	11,606,000	(4,046,500)	10,500,000	(1,106,000)

Fund Code	Fund Title	Code	Title	2019-2020 Original Budget	2020-2021 Adopted Budget	2020-2021 Change From 2019-2020	2021-2022 Adopted Budget	2021-2022 Change From 2020-2021
10020	GF Continuing Authority Ctrl	20361	RP Equipment	1,017,965	398,252	(619,713)	1,001,548	603,296
10020 Total				**17,793,952**	**13,332,774**	**(4,461,178)**	**12,040,924**	**(1,291,850)**
10610	SR Balboa Park CI	18914	RP Balboa Park Community Fund	38,000		(38,000)		
10610 Total				**38,000**	**0**	**(38,000)**	**0**	**0**
10660	SR Downtown Park	18934	RP Downtown Park Fund	2,261,048	328,094	(1,932,954)		(328,094)
		18982	RP Open Space Neighborhood Par	(372,048)		372,048		
10660 Total				**1,889,000**	**328,094**	**(1,560,906)**	**0**	**(328,094)**
10670	SR Eastern Neighborhood CI	18937	RP Eastern Neighborhood Develo	2,426,000	23,642,000	21,216,000	3,588,287	(20,053,713)
10670 Total				**2,426,000**	**23,642,000**	**21,216,000**	**3,588,287**	**(20,053,713)**
10820	SR Market & Octavia CI	18975	RP Market Octavia Community Im	498,810		(498,810)	6,078,596	6,078,596
10820 Total				**498,810**	**0**	**(498,810)**	**6,078,596**	**6,078,596**
11900	SR R&P-Marina Yacht Harbor	10000	Operating	6,636	6,644	8	6,698	54
		18931	RP Marina Dbw Loan Reserve	68,549	121,000	52,451	93,000	(28,000)
		18936	RP East Harbor Sediment Remedi	1,817,590	1,817,590		1,817,590	
		19034	RP Yacht Harbor-dredging	200,000		(200,000)		
		19035	RP Marina Yacht Renovation Pro	4,760	5,032	272	4,722	(310)
		19156	RP Yacht Harbor Facilities Mai	338,000	338,000		338,000	
11900 Total				**2,435,535**	**2,288,266**	**(147,269)**	**2,260,010**	**(28,256)**
12350	SR Golf Fund -Continuing	18953	RP Golf Program	374,486	374,486		374,486	
		19392	RP Golf Program	200,000		(200,000)		
		20361	RP Equipment	30,403		(30,403)		
		20643	RP Golf Maintenance Fund	320,000	320,000		320,000	
12350 Total				**924,889**	**694,486**	**(230,403)**	**694,486**	**0**
13360	SR Open Space-Continuing	18905	RP Open Space Acquisition	3,264,750	3,716,000	451,250	3,611,500	(104,500)
		18925	RP Open Space Audit Services	13,214	13,968	754	13,109	(859)
		18927	RP Open Space Contingency	1,958,851	485,600	(1,473,251)	2,085,600	1,600,000
		18928	RP Open Space Capital Program	1,842,381	1,542,404	(299,977)	1,542,552	148
		20193	RP Capital Budget Baseline	875,000	275,000	(600,000)	275,000	
		20361	RP Equipment	52,295		(52,295)		
13360 Total				**8,006,491**	**6,032,972**	**(1,973,519)**	**7,527,761**	**1,494,789**
15680	CP SF Capital Planning	20291	RP CPC 2020 GO Bond Planning	2,000,000	450,000	(1,550,000)		(450,000)
15680 Total				**2,000,000**	**450,000**	**(1,550,000)**	**0**	**(450,000)**
15789	CPXCF CFD Spcl Tax Bd S19A-TTC	19021	RP Transit Center Community Im		9,000,000	9,000,000		(9,000,000)
15789 Total				**0**	**9,000,000**	**9,000,000**	**0**	**(9,000,000)**
16740	CPRPF 2000 NEIG REC&PK S2001B	18984	RP Neighborhood Rec-park Facil	56,519		(56,519)		

Fund Code	Fund Title	Code	Title	2019-2020 Original Budget	2020-2021 Adopted Budget	2020-2021 Change From 2019-2020	2021-2022 Adopted Budget	2021-2022 Change From 2020-2021
16740 Total				**56,519**	**0**	**(56,519)**	**0**	**0**
16800	CPRPF 08 CLN&SF NEIG PK S2008B	18930	RP 2008 Clean & Safe Nbhd Park	13,031	2,790	(10,241)		(2,790)
16800 Total				**13,031**	**2,790**	**(10,241)**	**0**	**(2,790)**
16810	CPRPF 08 CLN&SF NEIG PK S2010B	18930	RP 2008 Clean & Safe Nbhd Park	4,573	9,149	4,576		(9,149)
16810 Total				**4,573**	**9,149**	**4,576**	**0**	**(9,149)**
16820	CPRPF 08 CLN&SF NEIG PK S2010D	18930	RP 2008 Clean & Safe Nbhd Park	865	1,188	323		(1,188)
16820 Total				**865**	**1,188**	**323**	**0**	**(1,188)**
16830	CPRPF 08 CLN&SF NEIG PK S2012B	18930	RP 2008 Clean & Safe Nbhd Park	45,000	36,569	(8,431)		(36,569)
16830 Total				**45,000**	**36,569**	**(8,431)**	**0**	**(36,569)**
16850	CPRPF 12 CLN&SF NEIG PK S2013A	18980	RP 2012 Clean & Safe Neighborh	135,000	68,245	(66,755)		(68,245)
16850 Total				**135,000**	**68,245**	**(66,755)**	**0**	**(68,245)**
16860	CPRPF 12 CLN&SF NEIG PK S2016B	18980	RP 2012 Clean & Safe Neighborh	520,000	277,991	(242,009)		(277,991)
16860 Total				**520,000**	**277,991**	**(242,009)**	**0**	**(277,991)**
16861	CPRPF 12 CLN&SF NEIG PK S2018A	18980	RP 2012 Clean & Safe Neighborh	845,000		(845,000)		
16861 Total				**845,000**	**0**	**(845,000)**	**0**	**0**
Continuing Projects - Authority Control Total				**37,632,665**	**56,164,524**	**18,531,859**	**32,190,064**	**(23,974,460)**

Grants Projects

Fund Code	Fund Title	Code	Title	2019-2020 Original Budget	2020-2021 Adopted Budget	2020-2021 Change From 2019-2020	2021-2022 Adopted Budget	2021-2022 Change From 2020-2021
11870	SR Culture & Rec Grants; C	10036191	RP HCF Garter Snake Sharp Park		200,500	200,500		(200,500)
11870 Total				**0**	**200,500**	**200,500**	**0**	**(200,500)**
14820	SR ETF-Gift	10001169	RP National Aids Mem Grove	110,533	114,475	3,942	114,475	
		10001172	RP Scholarship Fund - Misc	79,493	79,493		79,493	
		10001178	RP Misc. Donations-Budget Only	150,000	150,000		150,000	
		10001179	RP Hardly Strictly Bluegrass	100,000	100,000		100,000	
14820 Total				**440,026**	**443,968**	**3,942**	**443,968**	**0**
16950	CP R&P Capital Impvt-Sta	10034876	RP Shoreview Park	625,108		(625,108)		
		10034877	RP COF Lake Merced N Lake Dock	225,000		(225,000)		
16950 Total				**850,108**	**0**	**(850,108)**	**0**	**0**
Grants Projects Total				**1,290,134**	**644,468**	**(645,666)**	**443,968**	**(200,500)**

Continuing Projects - Project Control

Fund Code	Fund Title	Code	Title	2019-2020 Original Budget	2020-2021 Adopted Budget	2020-2021 Change From 2019-2020	2021-2022 Adopted Budget	2021-2022 Change From 2020-2021
16940	CP R&P Capital Impvt-Oth	10032996	RP Margaret Hayward 2012 Bond	650,000		(650,000)		
16940 Total				**650,000**	**0**	**(650,000)**	**0**	**0**
Continuing Projects - Project Control Total				**650,000**	**0**	**(650,000)**	**0**	**0**

Work Orders/Overhead

Fund Code	Fund Title	Code	Title	2019-2020 Original Budget	2020-2021 Adopted Budget	2020-2021 Change From 2019-2020	2021-2022 Adopted Budget	2021-2022 Change From 2020-2021
10060	GF Work Order	207912	REC Operations	3,583,001	3,350,125	(232,876)	3,418,768	68,643
		262668	REC Capital Division	135,489	135,489		135,489	
10060 Total				**3,718,490**	**3,485,614**	**(232,876)**	**3,554,257**	**68,643**
10080	GF Overhead-Recreation & Parks	232199	REC Admin Services	40,075,051	41,515,385	1,440,334	43,946,317	2,430,932
		207912	REC Operations	2,730,779	2,713,382	(17,397)	2,841,877	128,495
		262668	REC Capital Division	2,483,638	2,763,752	280,114	2,958,795	195,043
			Transfer Adjustment - Uses	(45,289,468)	(46,992,519)	(1,703,051)	(49,746,989)	(2,754,470)
10080 Total				**0**	**0**	**0**	**0**	**0**
Work Orders/Overhead Total				**3,718,490**	**3,485,614**	**(232,876)**	**3,554,257**	**68,643**
Total Uses of Funds				**219,570,100**	**231,586,029**	**12,015,929**	**217,662,210**	**(13,923,819)**

Department: RNT Rent Arbitration Board

Fund Summary

Fund Title	2019-2020 Original Budget	2020-2021 Adopted Budget	2020-2021 Change From 2019-2020	2021-2022 Adopted Budget	2021-2022 Change From 2020-2021
Community / Neighborhood Dev	9,144,677	9,381,302	236,625	10,290,761	909,459
Total Uses by Funds	**9,144,677**	**9,381,302**	**236,625**	**10,290,761**	**909,459**

Division Summary

RNT Rent Arbitration Board	9,144,677	9,381,302	236,625	10,290,761	909,459
Total Uses by Division	**9,144,677**	**9,381,302**	**236,625**	**10,290,761**	**909,459**

Chart of Account Summary

Salaries	5,351,494	4,962,715	(388,779)	5,497,814	535,099
Mandatory Fringe Benefits	2,336,173	2,372,847	36,674	2,689,302	316,455
Non-Personnel Services	289,558	466,558	177,000	466,558	
City Grant Program	120,000		(120,000)		
Materials & Supplies	37,749	37,749		37,749	
Overhead and Allocations	14,374	203,180	188,806	203,180	
Services Of Other Depts	995,329	1,338,253	342,924	1,396,158	57,905
Total Uses by Chart of Account	**9,144,677**	**9,381,302**	**236,625**	**10,290,761**	**909,459**

Sources of Funds Detail by Account

460171	Rent Arbitration Fees	8,390,677	8,947,302	556,625	10,286,761	1,339,459
460199	Other General Government Chrge	4,000	4,000		4,000	
499999	Beg Fund Balance - Budget Only	750,000	430,000	(320,000)		(430,000)
General Fund Support						
Total Sources by Fund		**9,144,677**	**9,381,302**	**236,625**	**10,290,761**	**909,459**

Uses of Funds Detail Appropriation

Operating

Fund Code	Fund Title	Code	Title	2019-2020 Original	2020-2021 Adopted	2020-2021 Change From	2021-2022 Adopted	2021-2022 Change From

				Budget	Budget	2019-2020	Budget	2020-2021
10850	SR Rent Arbitration Board		Salaries	5,351,494	4,962,715	(388,779)	5,497,814	535,099
			Mandatory Fringe Benefits	2,336,173	2,372,847	36,674	2,689,302	316,455
			Non-Personnel Services	289,558	466,558	177,000	466,558	
			City Grant Program	120,000		(120,000)		
			Materials & Supplies	37,749	37,749		37,749	
			Overhead and Allocations	14,374	203,180	188,806	203,180	
			Services Of Other Depts	995,329	1,338,253	342,924	1,396,158	57,905
10850 Total				**9,144,677**	**9,381,302**	**236,625**	**10,290,761**	**909,459**
Operating Total				**9,144,677**	**9,381,302**	**236,625**	**10,290,761**	**909,459**
Total Uses of Funds				**9,144,677**	**9,381,302**	**236,625**	**10,290,761**	**909,459**

Department: RET Retirement System

Fund Summary

Fund Title	2019-2020 Original Budget	2020-2021 Adopted Budget	2020-2021 Change From 2019-2020	2021-2022 Adopted Budget	2021-2022 Change From 2020-2021
General Fund	1,535,782	1,558,156	22,374	1,571,454	13,298
OPEB Trust Fund: Retiree Hlth	94,356,386	2,117,865	(92,238,521)	2,250,365	132,500
Pension Trust Fund: SFERS	32,055,469	36,040,312	3,984,843	38,011,620	1,971,308
Total Uses by Funds	**127,947,637**	**39,716,333**	**(88,231,304)**	**41,833,439**	**2,117,106**

Division Summary

RET Administration	9,104,338	12,478,438	3,374,100	13,783,065	1,304,627
RET Health Care Trust	94,356,386	2,117,865	(92,238,521)	2,250,365	132,500
RET Investment	8,506,294	9,212,239	705,945	9,431,377	219,138
RET Retirement Services	14,444,837	14,349,635	(95,202)	14,797,178	447,543
RET SF Deferred Comp Program	1,535,782	1,558,156	22,374	1,571,454	13,298
Total Uses by Division	**127,947,637**	**39,716,333**	**(88,231,304)**	**41,833,439**	**2,117,106**

Chart of Account Summary

Salaries	16,241,381	17,202,449	961,068	17,524,167	321,718
Mandatory Fringe Benefits	6,241,388	6,821,147	579,759	7,131,097	309,950
Non-Personnel Services	5,201,838	5,750,485	548,647	5,910,485	160,000
Capital Outlay	103,222	73,368	(29,854)	62,290	(11,078)
Materials & Supplies	255,000	255,000		275,000	20,000
Overhead and Allocations		62,151	62,151	62,151	
Services Of Other Depts	5,890,823	5,586,191	(304,632)	5,691,122	104,931
Unappropriated Rev-Designated	94,013,985	3,965,542	(90,048,443)	5,177,127	1,211,585
Total Uses by Chart of Account	**127,947,637**	**39,716,333**	**(88,231,304)**	**41,833,439**	**2,117,106**

Sources of Funds Detail by Account

430150	Interest Earned - Pooled Cash	296,000	254,775	(41,225)	255,011	236
460199	Other General Government Chrge	1,534,782	1,740,460	205,678	1,796,139	55,679
470199	Emp Retirement Contributions	31,695,469	35,680,312	3,984,843	37,651,620	1,971,308
470201	PropositionB RetHlthCarePretax	57,901,832	1,283,555	(56,618,277)	1,363,858	80,303
470211	Frnge-PropBRetHlthCare-CtyShre	36,409,554	830,535	(35,579,019)	882,496	51,961

486620	Exp Rec Fr Retre Hlth Trst Brd	110,000	110,000		110,000	
General Fund Support			(183,304)	(183,304)	(225,685)	(42,381)
Total Sources by Fund		**127,947,637**	**39,716,333**	**(88,231,304)**	**41,833,439**	**2,117,106**

Uses of Funds Detail Appropriation

Operating

Fund Code	Fund Title	Code	Title	2019-2020 Original Budget	2020-2021 Adopted Budget	2020-2021 Change From 2019-2020	2021-2022 Adopted Budget	2021-2022 Change From 2020-2021
31330	Employees Retirement Trust		Salaries	15,721,206	16,681,803	960,597	17,003,521	321,718
			Mandatory Fringe Benefits	6,043,966	6,543,021	499,055	6,846,358	303,337
			Non-Personnel Services	3,556,120	3,692,620	136,500	3,718,620	26,000
			Capital Outlay	103,222	73,368	(29,854)	62,290	(11,078)
			Materials & Supplies	250,000	250,000		270,000	20,000
			Overhead and Allocations		62,151	62,151	62,151	
			Services Of Other Depts	5,020,856	4,771,807	(249,049)	4,871,553	99,746
			Unappropriated Rev-Designated	1,360,099	3,965,542	2,605,443	5,177,127	1,211,585
31330 Total				**32,055,469**	**36,040,312**	**3,984,843**	**38,011,620**	**1,971,308**
31440	Health Care-Prop B Trust Fund		Mandatory Fringe Benefits		70,000	70,000	70,000	
			Non-Personnel Services	1,447,500	1,837,865	390,365	1,970,365	132,500
			Services Of Other Depts	255,000	210,000	(45,000)	210,000	
			Unappropriated Rev-Designated	92,653,886		(92,653,886)		
31440 Total				**94,356,386**	**2,117,865**	**(92,238,521)**	**2,250,365**	**132,500**
Operating Total				**126,411,855**	**38,158,177**	**(88,253,678)**	**40,261,985**	**2,103,808**

Continuing Projects - Authority Control

Fund Code	Fund Title	Code	Title	2019-2020 Original Budget	2020-2021 Adopted Budget	2020-2021 Change From 2019-2020	2021-2022 Adopted Budget	2021-2022 Change From 2020-2021
10020	GF Continuing Authority Ctrl	10000	Operating		86,892	86,892	113,964	27,072
		17410	RS Employee Deferred Compensat	1,535,782	1,471,264	(64,518)	1,457,490	(13,774)
10020 Total				**1,535,782**	**1,558,156**	**22,374**	**1,571,454**	**13,298**
Continuing Projects - Authority Control Total				**1,535,782**	**1,558,156**	**22,374**	**1,571,454**	**13,298**

Total Uses of Funds	**127,947,637**	**39,716,333**	**(88,231,304)**	**41,833,439**	**2,117,106**

Department: SHF Sheriff

Fund Summary

Fund Title	2019-2020 Original Budget	2020-2021 Adopted Budget	2020-2021 Change From 2019-2020	2021-2022 Adopted Budget	2021-2022 Change From 2020-2021
General Fund	255,480,296	240,605,713	(14,874,583)	242,152,912	1,547,199
Public Protection Fund	5,338,193	4,406,900	(931,293)	3,664,479	(742,421)
Total Uses by Funds	**260,818,489**	**245,012,613**	**(15,805,876)**	**245,817,391**	**804,778**

Division Summary

SHF Sheriff	260,818,489	245,012,613	(15,805,876)	245,817,391	804,778
Total Uses by Division	**260,818,489**	**245,012,613**	**(15,805,876)**	**245,817,391**	**804,778**

Chart of Account Summary

Salaries	150,473,665	130,732,901	(19,740,764)	130,709,563	(23,338)
Mandatory Fringe Benefits	59,456,885	67,699,392	8,242,507	67,238,551	(460,841)
Non-Personnel Services	15,378,328	14,317,627	(1,060,701)	15,733,028	1,415,401
City Grant Program	8,926,965	10,073,123	1,146,158	10,073,123	
Capital Outlay	2,683,659	756,912	(1,926,747)	686,129	(70,783)
Facilities Maintenance	622,339		(622,339)		
Materials & Supplies	7,622,112	6,481,386	(1,140,726)	6,119,923	(361,463)
Services Of Other Depts	15,654,536	14,951,272	(703,264)	15,257,074	305,802
Total Uses by Chart of Account	**260,818,489**	**245,012,613**	**(15,805,876)**	**245,817,391**	**804,778**

Sources of Funds Detail by Account

425317	Fine RelatedToDnaIdProp69-2004	193,610	193,610		193,610	
430150	Interest Earned - Pooled Cash	3,000	3,000		3,000	
444931	Fed Grants Pass-Thru State-Oth	86,230		(86,230)		
444939	Federal Direct Grant	21,009	175,000	153,991		(175,000)
448411	Realignment Backfill		1,580,294	1,580,294		(1,580,294)
448919	Trial Court Security - Ab109	13,280,000	11,755,000	(1,525,000)	10,910,000	(845,000)
448920	Local Community Correctn-Ab109	13,910,000	11,731,000	(2,179,000)	10,790,000	(941,000)
448923	Peace Officer Training	350,000	350,000		350,000	
448999	Other State Grants & Subventns	2,296,370	1,438,650	(857,720)	1,438,650	
460125	Sheriffs Fees	725,112	725,112		725,112	

460701	Boarding Of Prisoners	474,800	350,000	(124,800)	350,000	
460799	Misc Correction Service Rev	472,000	72,000	(400,000)	72,000	
469999	Other Operating Revenue	72,491	72,491		72,491	
478201	Private Grants	169,626		(169,626)		
486030	Exp Rec Fr Admin Svcs (AAO)	420,859	420,859		420,859	
486210	Exp Rec Fr Med Exam-Coronr AAO	886,779	957,553	70,774	1,005,431	47,878
486310	Exp Rec Fr EmergcyComcationAAO	2,159,528	1,917,096	(242,432)	2,012,951	95,855
486370	Exp Rec Fr Comm Health Svc AAO	2,448,372	2,092,955	(355,417)	2,220,913	127,958
486380	Exp Rec Fr Sf Gen Hospital AAO	13,132,820	13,683,426	550,606	14,380,134	696,708
486390	Exp Rec Fr Laguna Honda AAO	4,651,012	5,084,528	433,516	5,338,613	254,085
486400	Exp Rec Fr CommMental Hlth AAO	678,751	726,264	47,513	726,264	
486430	Exp Rec Fr Public Library AAO	763,747	779,664	15,917	818,647	38,983
486520	Exp Rec Fr Parking&Traffic AAO	252,507	257,557	5,050	273,010	15,453
486560	Exp Rec Fr Public Works (AAO)	35,000	35,000		35,000	
486610	Exp Rec Fr Regstar Of Votr AAO	600,700	416,646	(184,054)	437,478	20,832
486680	Exp Rec Fr Trial Courts (AAO)	21,000	21,000		21,000	
486690	Exp Rec Fr Human Services AAO	64,400	340,893	276,493	340,893	
486720	Exp Rec Fr Treas-Tax Coll AAO	40,000	40,000		40,000	
486740	Exp Rec Fr PUC (AAO)		1,196,391	1,196,391	1,267,875	71,484
486760	Exp Rec Fr Water Dept (AAO)		49,581	49,581	49,581	
487250	Exp Rec Fr PUC (Non-AAO)	1,162,818		(1,162,818)		
487270	Exp Rec Fr Water Dept Non-AAO	49,581		(49,581)		
487990	Exp Rec-Unallocated Non-AAO Fd	991,771		(991,771)		
493001	OTI Fr 1G-General Fund				1,246,107	1,246,107
499999	Beg Fund Balance - Budget Only	1,393,236	1,821,528	428,292	8,000	(1,813,528)
General Fund Support		199,011,360	186,725,515	(12,285,845)	190,269,772	3,544,257
Total Sources by Fund		**260,818,489**	**245,012,613**	**(15,805,876)**	**245,817,391**	**804,778**

Reserved Appropriations

Board Reserves:

10001912	SH Administration	137,610	137,610
10001913	SH Central Warrants Bureau	263,001	263,001
10001914	SH Field Services Support	2,808	2,808
10001915	SH City Hall Security	350,911	350,911
10001916	SH Court Security	477,349	477,349
10001917	SH Honor Guard	1,353	1,353
10001918	SH Institutional Police	1,853,948	1,853,948
10001919	SH Security Svcs Work Order	1,882,834	1,882,834

10001920	SH Police Requests			31,385	31,385
10001921	SH Special Events 10B			17,104	17,104
10001923	SH Technical Support			8,804	8,804
10001925	SH Emergency Services			93,770	93,770
10001926	SH Civil Section			104,668	104,668
10001927	SH Classification			98,093	98,093
10001928	SH Custody Division Support			2,361	2,361
10001929	SH Jail			1,865,136	1,865,136
10001930	SH Jail Programs			1,612,049	1,612,049
10001932	SH Prisoner Transportation			2,454	2,454
10001933	SH Law Enforcement			67,200	67,200
10001934	SH Communications			204	204
10001935	SH Criminal Investigation Unit			408	408
10001936	SH Programs Div Support			1,824	1,824
10001937	SH Re-Entry Programs			4,519,778	4,519,778
10001938	SH Alternative Programs			2,371,627	2,371,627
10001940	SH Jail-Storekeeper			104,670	104,670
10001941	SH Building Services			31,824	31,824
10001942	SH Fleet Management			408	408
10001943	SH Canine Unit			199	199
10001944	SH Recruitment			1,654	1,654
10001945	SH Training			535,246	535,246
10001946	SH Warrant Services			10,022	10,022
10024434	SH Violence Prevention Program			776,392	776,392
Board Reserves: Total		**0**	**0**	**17,227,094**	**17,227,094**

Uses of Funds Detail Appropriation

Operating

Fund Code	Fund Title	Code	Title	2019-2020 Original Budget	2020-2021 Adopted Budget	2020-2021 Change From 2019-2020	2021-2022 Adopted Budget	2021-2022 Change From 2020-2021
10000	GF Annual Account Ctrl		Salaries	129,365,453	111,757,018	(17,608,435)	110,807,061	(949,957)
			Mandatory Fringe Benefits	51,108,031	57,543,719	6,435,688	57,207,682	(336,037)
			Non-Personnel Services	14,765,997	13,588,954	(1,177,043)	15,120,697	1,531,743
			City Grant Program	7,276,002	8,506,786	1,230,784	8,506,786	
			Capital Outlay	360,147	103,456	(256,691)		(103,456)
			Materials & Supplies	5,477,646	5,292,038	(185,608)	4,989,233	(302,805)
			Services Of Other Depts	15,654,536	14,951,272	(703,264)	15,257,074	305,802
10000 Total				**224,007,812**	**211,743,243**	**(12,264,569)**	**211,888,533**	**145,290**

Fund Code	Fund Title	Code	Title	2019-2020 Original Budget	2020-2021 Adopted Budget	2020-2021 Change From 2019-2020	2021-2022 Adopted Budget	2021-2022 Change From 2020-2021
Operating Total				**224,007,812**	**211,743,243**	**(12,264,569)**	**211,888,533**	**145,290**

Annual Projects - Authority Control

Fund Code	Fund Title	Code	Title	2019-2020 Original Budget	2020-2021 Adopted Budget	2020-2021 Change From 2019-2020	2021-2022 Adopted Budget	2021-2022 Change From 2020-2021
10010	GF Annual Authority Ctrl	15808	Shf - Facilites Maintenance	622,339	653,456	31,117	686,129	32,673
		17425	Msa Fit Program	4,049	4,049		4,049	
		17427	Violence Prevention Programmin	753,779	776,392	22,613	776,392	
10010 Total				**1,380,167**	**1,433,897**	**53,730**	**1,466,570**	**32,673**
Annual Projects - Authority Control Total				**1,380,167**	**1,433,897**	**53,730**	**1,466,570**	**32,673**

Continuing Projects - Authority Control

Fund Code	Fund Title	Code	Title	2019-2020 Original Budget	2020-2021 Adopted Budget	2020-2021 Change From 2019-2020	2021-2022 Adopted Budget	2021-2022 Change From 2020-2021
10020	GF Continuing Authority Ctrl	15229	SH Interior Finish Repair	100,000		(100,000)		
		15240	SH Repair Of Roof On Jail Faci	400,000		(400,000)		
		15244	SH Roads & Urban Forestry	100,000		(100,000)		
		20364	425 7th Facility Maint Project	1,723,512		(1,723,512)		
10020 Total				**2,323,512**	**0**	**(2,323,512)**	**0**	**0**
13520	SR DNA Id Fund -Prop 69-2004	17424	SH Sheriff Dna Identification	262,802	274,460	11,658	201,610	(72,850)
13520 Total				**262,802**	**274,460**	**11,658**	**201,610**	**(72,850)**
13660	SR Sheriff-State Authorized	17420	SH Ab1109 Sheriff Vehicle Main	68,156	68,156		68,156	
		17421	SH Ab1109 Sheriff Vehicle Repl	40,415	40,415		40,415	
		17422	SH Furniture & Equiptment	337,548	339,478	1,930	297,489	(41,989)
		17423	SH Ab709 - Sheriff Civil Admin	19,052	19,052		19,052	
13660 Total				**465,171**	**467,101**	**1,930**	**425,112**	**(41,989)**
13670	SR Sheriff-Inmate Program	17428	SH Sheriff Inmate Program	1,686,985	1,701,689	14,704	1,249,107	(452,582)
13670 Total				**1,686,985**	**1,701,689**	**14,704**	**1,249,107**	**(452,582)**
13690	SR Sheriff-Peace Offr Traing	17419	SH Peace Office Training	350,000	350,000		350,000	
13690 Total				**350,000**	**350,000**	**0**	**350,000**	**0**
Continuing Projects - Authority Control Total				**5,088,470**	**2,793,250**	**(2,295,220)**	**2,225,829**	**(567,421)**

Grants Projects

Fund Code	Fund Title	Code	Title	2019-2020 Original Budget	2020-2021 Adopted Budget	2020-2021 Change From 2019-2020	2021-2022 Adopted Budget	2021-2022 Change From 2020-2021
13550	SR Public Protection-Grant	10032937	CH FY19-20 BYRNE State Grant	86,230		(86,230)		
		10032939	CH FY19-20 Federal JAG Grant	21,009		(21,009)		
		10034560	SH FY19-20 CSA STC Grant	234,150		(234,150)		
		10034634	SH FY20-21 CSA STC Grant		392,400	392,400		(392,400)
		10036057	SH FY21-22 CSA STC Grant				392,400	392,400
13550 Total				**341,389**	**392,400**	**51,011**	**392,400**	**0**
13551	SR Public Prot-COVID Stim-FED	10036442	CH CESF FY2020 Grant		175,000	175,000		(175,000)
13551 Total				**0**	**175,000**	**175,000**	**0**	**(175,000)**
13720	SR Public Protection-Grant Sta	10000075	CH FY 16-17 Sfcops Program	268,216		(268,216)		
		10029569	CH FY 17-18 Sfcops Program	747,754		(747,754)		
		10032945	CH FY 19-20 SFCOPS Program	1,046,250		(1,046,250)		
		10034594	CH FY 20-21 SFCOPS Program		1,046,250	1,046,250	1,046,250	
13720 Total				**2,062,220**	**1,046,250**	**(1,015,970)**	**1,046,250**	**0**
13730	SR Public Protection-Grant Oth	10034368	DA MacArthur Foundation FY18-2	169,626		(169,626)		
13730 Total				**169,626**	**0**	**(169,626)**	**0**	**0**
Grants Projects Total				**2,573,235**	**1,613,650**	**(959,585)**	**1,438,650**	**(175,000)**

Work Orders/Overhead

Fund Code	Fund Title	Code	Title	2019-2020 Original Budget	2020-2021 Adopted Budget	2020-2021 Change From 2019-2020	2021-2022 Adopted Budget	2021-2022 Change From 2020-2021
10060	GF Work Order			27,768,805	27,428,573	(340,232)	28,797,809	1,369,236
10060 Total				**27,768,805**	**27,428,573**	**(340,232)**	**28,797,809**	**1,369,236**
Work Orders/Overhead Total				**27,768,805**	**27,428,573**	**(340,232)**	**28,797,809**	**1,369,236**
Total Uses of Funds				**260,818,489**	**245,012,613**	**(15,805,876)**	**245,817,391**	**804,778**

Department: WOM Status of Women

Fund Summary

Fund Title	2019-2020 Original Budget	2020-2021 Adopted Budget	2020-2021 Change From 2019-2020	2021-2022 Adopted Budget	2021-2022 Change From 2020-2021
General Fund	9,520,496	9,870,300	349,804	9,960,299	89,999
Gift and Other Exp Trust Fund	46,000	46,000		46,000	
Human Welfare Fund	353,274	363,126	9,852	363,126	
Public Protection Fund	9,339,308		(9,339,308)		
Total Uses by Funds	**19,259,078**	**10,279,426**	**(8,979,652)**	**10,369,425**	**89,999**

Division Summary

WOM Status Of Women	19,259,078	10,279,426	(8,979,652)	10,369,425	89,999
Total Uses by Division	**19,259,078**	**10,279,426**	**(8,979,652)**	**10,369,425**	**89,999**

Chart of Account Summary

Salaries	698,362	639,404	(58,958)	723,727	84,323
Mandatory Fringe Benefits	298,957	284,757	(14,200)	331,329	46,572
Non-Personnel Services	150,736	144,736	(6,000)	144,736	
City Grant Program	8,341,584	8,754,814	413,230	8,704,814	(50,000)
Materials & Supplies	10,728	17,428	6,700	17,428	
Programmatic Projects	9,339,308		(9,339,308)		
Services Of Other Depts	419,403	438,287	18,884	447,391	9,104
Total Uses by Chart of Account	**19,259,078**	**10,279,426**	**(8,979,652)**	**10,369,425**	**89,999**

Sources of Funds Detail by Account

420921	Marriage License	310,000	310,000		310,000	
448999	Other State Grants & Subventns	9,339,308		(9,339,308)		
478101	Gifts And Bequests	46,000	46,000		46,000	
499999	Beg Fund Balance - Budget Only	43,274	53,126	9,852	53,126	
General Fund Support		9,520,496	9,870,300	349,804	9,960,299	89,999
Total Sources by Fund		**19,259,078**	**10,279,426**	**(8,979,652)**	**10,369,425**	**89,999**

Uses of Funds Detail Appropriation

Operating

Fund Code	Fund Title	Code	Title	2019-2020 Original Budget	2020-2021 Adopted Budget	2020-2021 Change From 2019-2020	2021-2022 Adopted Budget	2021-2022 Change From 2020-2021
10000	GF Annual Account Ctrl		Salaries	698,362	639,404	(58,958)	723,727	84,323
			Mandatory Fringe Benefits	298,957	284,757	(14,200)	331,329	46,572
			Non-Personnel Services	71,840	65,840	(6,000)	65,840	
			City Grant Program	8,022,199	8,425,577	403,378	8,375,577	(50,000)
			Materials & Supplies	9,735	16,435	6,700	16,435	
			Services Of Other Depts	419,403	438,287	18,884	447,391	9,104
10000 Total				**9,520,496**	**9,870,300**	**349,804**	**9,960,299**	**89,999**
12900	SR WOM Domestic Violence Prog		Non-Personnel Services	33,396	33,396		33,396	
			City Grant Program	319,385	329,237	9,852	329,237	
			Materials & Supplies	493	493		493	
12900 Total				**353,274**	**363,126**	**9,852**	**363,126**	**0**
Operating Total				**9,873,770**	**10,233,426**	**359,656**	**10,323,425**	**89,999**

Grants Projects

Fund Code	Fund Title	Code	Title	2019-2020 Original Budget	2020-2021 Adopted Budget	2020-2021 Change From 2019-2020	2021-2022 Adopted Budget	2021-2022 Change From 2020-2021
13550	SR Public Protection-Grant	10034927	CSEC-HEALTH & HUMAN SERVICES	9,339,308		(9,339,308)		
13550 Total				**9,339,308**	**0**	**(9,339,308)**	**0**	**0**
14820	SR ETF-Gift	10001241	WOGIFT-Fy 2017	40,000	40,000		40,000	
		10001242	WO-Misc Donations	6,000	6,000		6,000	
14820 Total				**46,000**	**46,000**	**0**	**46,000**	**0**
Grants Projects Total				**9,385,308**	**46,000**	**(9,339,308)**	**46,000**	**0**
Total Uses of Funds				**19,259,078**	**10,279,426**	**(8,979,652)**	**10,369,425**	**89,999**

Department: CRT Superior Court

Fund Summary

Fund Title	2019-2020 Original Budget	2020-2021 Adopted Budget	2020-2021 Change From 2019-2020	2021-2022 Adopted Budget	2021-2022 Change From 2020-2021
Courts Fund	2,780,007	2,802,544	22,537		(2,802,544)
General Fund	32,759,405	33,463,253	703,848	33,463,253	
Total Uses by Funds	**35,539,412**	**36,265,797**	**726,385**	**33,463,253**	**(2,802,544)**

Division Summary

CRT Superior Court	35,539,412	36,265,797	726,385	33,463,253	(2,802,544)
Total Uses by Division	**35,539,412**	**36,265,797**	**726,385**	**33,463,253**	**(2,802,544)**

Chart of Account Summary

Mandatory Fringe Benefits	665,000	665,000		665,000	
Non-Personnel Services	34,814,773	35,531,443	716,670	32,777,253	(2,754,190)
Services Of Other Depts	59,639	69,354	9,715	21,000	(48,354)
Total Uses by Chart of Account	**35,539,412**	**36,265,797**	**726,385**	**33,463,253**	**(2,802,544)**

Sources of Funds Detail by Account

425110	Traffic Fines - Moving	4,000	3,000	(1,000)	(3,000)
460102	Court Filing Fees-Surcharges	2,109,648	1,582,236	(527,412)	(1,582,236)
493001	OTI Fr 1G-General Fund	666,359		(666,359)	
499999	Beg Fund Balance - Budget Only		1,217,308	1,217,308	(1,217,308)
General Fund Support		32,759,405	33,463,253	703,848	33,463,253	
Total Sources by Fund		**35,539,412**	**36,265,797**	**726,385**	**33,463,253**	**(2,802,544)**

Uses of Funds Detail Appropriation

Operating

Fund Code	Fund Title	Code	Title	2019-2020 Original Budget	2020-2021 Adopted Budget	2020-2021 Change From 2019-2020	2021-2022 Adopted Budget	2021-2022 Change From 2020-2021
10000	GF Annual Account Ctrl		Mandatory Fringe Benefits	665,000	665,000		665,000	

Fund Code	Fund Title	Code	Title	2019-2020 Original Budget	2020-2021 Adopted Budget	2020-2021 Change From 2019-2020	2021-2022 Adopted Budget	2021-2022 Change From 2020-2021
10000	GF Annual Account Ctrl		Non-Personnel Services	32,073,405	32,777,253	703,848	32,777,253	
			Services Of Other Depts	21,000	21,000		21,000	
10000 Total				**32,759,405**	**33,463,253**	**703,848**	**33,463,253**	**0**
Operating Total				**32,759,405**	**33,463,253**	**703,848**	**33,463,253**	**0**

Annual Projects - Authority Control

Fund Code	Fund Title	Code	Title	2019-2020 Original Budget	2020-2021 Adopted Budget	2020-2021 Change From 2019-2020	2021-2022 Adopted Budget	2021-2022 Change From 2020-2021
12050	SR Courts' Spec Rev Fd-Annual	11462	SC Courtroom Temp Construction	353,940	353,940			(353,940)
		11466	SC Courthouse Debt Service	2,426,067	2,448,604	22,537		(2,448,604)
12050 Total				**2,780,007**	**2,802,544**	**22,537**	**0**	**(2,802,544)**
Annual Projects - Authority Control Total				**2,780,007**	**2,802,544**	**22,537**	**0**	**(2,802,544)**
Total Uses of Funds				**35,539,412**	**36,265,797**	**726,385**	**33,463,253**	**(2,802,544)**

Department: TTX Treasurer/Tax Collector

Fund Summary

Fund Title	2019-2020 Original Budget	2020-2021 Adopted Budget	2020-2021 Change From 2019-2020	2021-2022 Adopted Budget	2021-2022 Change From 2020-2021
General Fund	40,564,870	40,866,143	301,273	42,337,804	1,471,661
General Services Fund	1,109,194	1,805,730	696,536	551,829	(1,253,901)
Total Uses by Funds	**41,674,064**	**42,671,873**	**997,809**	**42,889,633**	**217,760**

Division Summary

TTX Collection	23,342,611	24,291,456	948,845	25,476,757	1,185,301
TTX Impact		3,652,899	3,652,899	2,371,952	(1,280,947)
TTX Management	10,924,852	6,295,891	(4,628,961)	6,501,333	205,442
TTX Treasury	7,406,601	8,431,627	1,025,026	8,539,591	107,964
Total Uses by Division	**41,674,064**	**42,671,873**	**997,809**	**42,889,633**	**217,760**

Chart of Account Summary

Salaries	21,242,235	20,664,049	(578,186)	20,458,783	(205,266)
Mandatory Fringe Benefits	9,081,158	9,360,729	279,571	9,545,269	184,540
Non-Personnel Services	4,229,987	5,447,627	1,217,640	5,805,211	357,584
City Grant Program	500	138,951	138,451	500	(138,451)
Materials & Supplies	106,958	108,390	1,432	88,119	(20,271)
Overhead and Allocations	(1,240)	65,570	66,810		(65,570)
Programmatic Projects	800,000	800,000		800,000	
Services Of Other Depts	6,214,466	6,086,557	(127,909)	6,191,751	105,194
Total Uses by Chart of Account	**41,674,064**	**42,671,873**	**997,809**	**42,889,633**	**217,760**

Sources of Funds Detail by Account

410940	Prop Tax-Administrative Cost	450,000	450,000		450,000	
430150	Interest Earned - Pooled Cash	6,446,758	6,124,762	(321,996)	6,124,762	
460104	Installment Fees	55,000	55,000		55,000	
460121	Administrative Surcharge	1,000	1,000		1,000	
460159	Assessment Admin Charge	574,260	574,260		574,260	
460164	TTX - Commissions	300,349	300,349		300,349	
460165	TTX - Collection Costs	1,913,500	1,913,500		1,913,500	

460166	TTX - Escrow Fees	50,000	50,000		50,000	
460167	DelinquntInstallmntCollectnFee	402,500	402,500		402,500	
460168	Redemption Fee	100,000	100,000		100,000	
460179	DelinqntBusinessTaxCollectnFee	75,000	75,000		75,000	
460180	Condominium Conversions	14,000	14,000		14,000	
460199	Other General Government Chrge	551,142	551,142		551,142	
478201	Private Grants	1,109,194	1,805,730	696,536	551,829	(1,253,901)
478902	NSFChecks	125,000	125,000		125,000	
486020	Exp Rec Fr Airport (AAO)	925,520	1,066,859	141,339	1,093,325	26,466
486040	Exp Rec Fr Animal Cre&Ctrl AAO	15,000	15,000		15,000	
486070	Exp Rec Fr Assessor (AAO)	43,941	30,000	(13,941)	30,000	
486100	Exp Rec Fr Bus & Enc Dev (AAO)	12,286	12,476	190	12,153	(323)
486110	Exp Rec Fr Bldg Inspection AAO	205,574	205,574		205,574	
486150	Exp Rec Fr Adm (AAO)	25,126	24,708	(418)	24,799	91
486320	Exp Rec Fr Environment (AAO)	282,166	214,018	(68,148)	181,915	(32,103)
486350	Exp Rec Fr Gen City Resp AAO		227,102	227,102	233,082	5,980
486370	Exp Rec Fr Comm Health Svc AAO	430,937	369,585	(61,352)	373,957	4,372
486380	Exp Rec Fr Sf Gen Hospital AAO	1,386,646	1,419,133	32,487	1,434,706	15,573
486430	Exp Rec Fr Public Library AAO	80,714	220,981	140,267	222,925	1,944
486450	Exp Rec From Mohcd	14,000		(14,000)		
486530	Exp Rec Fr Port Commission AAO		6,982	6,982	6,982	
486550	Exp Rec Fr Public TransprtnAAO	907,260	2,279,194	1,371,934	2,297,482	18,288
486570	Exp Rec Fr Rent ArbtrtonBd AAO	176,124	120,000	(56,124)	120,000	
486600	Exp Rec Fr Real Estate (AAO)		454,207	454,207	454,724	517
486690	Exp Rec Fr Human Services AAO	12,205	11,900	(305)		(11,900)
486740	Exp Rec Fr PUC (AAO)	205,000	175,000	(30,000)	175,000	
General Fund Support		24,783,862	23,276,911	(1,506,951)	24,719,667	1,442,756
Total Sources by Fund		**41,674,064**	**42,671,873**	**997,809**	**42,889,633**	**217,760**

Uses of Funds Detail Appropriation

Operating

Fund Code	Fund Title	Code	Title	2019-2020 Original Budget	2020-2021 Adopted Budget	2020-2021 Change From 2019-2020	2021-2022 Adopted Budget	2021-2022 Change From 2020-2021
10000	GF Annual Account Ctrl		Salaries	14,637,380	13,434,370	(1,203,010)	13,486,906	52,536
			Mandatory Fringe Benefits	6,832,997	6,632,697	(200,300)	6,861,678	228,981
			Non-Personnel Services	2,480,009	2,833,514	353,505	3,895,207	1,061,693

Fund Code	Fund Title	Code	Title	2019-2020 Original Budget	2020-2021 Adopted Budget	2020-2021 Change From 2019-2020	2021-2022 Adopted Budget	2021-2022 Change From 2020-2021
10000	GF Annual Account Ctrl		Materials & Supplies	85,241	85,241		85,241	
			Overhead and Allocations	(253,798)	(499,471)	(245,673)	(514,205)	(14,734)
			Services Of Other Depts	4,820,039	4,693,063	(126,976)	4,798,242	105,179
10000 Total				**28,601,868**	**27,179,414**	**(1,422,454)**	**28,613,069**	**1,433,655**
Operating Total				**28,601,868**	**27,179,414**	**(1,422,454)**	**28,613,069**	**1,433,655**

Annual Projects - Authority Control

Fund Code	Fund Title	Code	Title	2019-2020 Original Budget	2020-2021 Adopted Budget	2020-2021 Change From 2019-2020	2021-2022 Adopted Budget	2021-2022 Change From 2020-2021
10010	GF Annual Authority Ctrl	17617	Bank On San Francisco Project	536,045	569,135	33,090	548,679	(20,456)
		17622	Kinder2College Annual Project	1,358,912	1,121,564	(237,348)	1,127,147	5,583
10010 Total				**1,894,957**	**1,690,699**	**(204,258)**	**1,675,826**	**(14,873)**
Annual Projects - Authority Control Total				**1,894,957**	**1,690,699**	**(204,258)**	**1,675,826**	**(14,873)**

Continuing Projects - Authority Control

Fund Code	Fund Title	Code	Title	2019-2020 Original Budget	2020-2021 Adopted Budget	2020-2021 Change From 2019-2020	2021-2022 Adopted Budget	2021-2022 Change From 2020-2021
10020	GF Continuing Authority Ctrl	17621	TX Gross Receipts Tax Implemen	5,345,546	5,143,311	(202,235)	5,167,285	23,974
10020 Total				**5,345,546**	**5,143,311**	**(202,235)**	**5,167,285**	**23,974**
Continuing Projects - Authority Control Total				**5,345,546**	**5,143,311**	**(202,235)**	**5,167,285**	**23,974**

Grants Projects

Fund Code	Fund Title	Code	Title	2019-2020 Original Budget	2020-2021 Adopted Budget	2020-2021 Change From 2019-2020	2021-2022 Adopted Budget	2021-2022 Change From 2020-2021
12550	SR Grants; GSF Continuing	10032999	TX FY19-20 EARN	855,341		(855,341)		
		10034125	TX FY19-20 FJP-Arnold Grant	222,137		(222,137)		
		10034635	FY19-20 SF FND	31,716		(31,716)		
		10035745	TX-OFE K2C Every K		459,702	459,702		(459,702)
		10035747	TX-OFE Mott K2C		179,931	179,931		(179,931)
		10035748	TX-OFE Earn		394,482	394,482	301,829	(92,653)
		10035749	TX-FJP Earn		396,615	396,615		(396,615)
		10035991	TX-FJP PolicyLink		125,000	125,000		(125,000)
		10036421	TX FJP Arnold Ventures		250,000	250,000	250,000	
12550 Total				**1,109,194**	**1,805,730**	**696,536**	**551,829**	**(1,253,901)**
Grants Projects Total				**1,109,194**	**1,805,730**	**696,536**	**551,829**	**(1,253,901)**

Work Orders/Overhead

Fund Code	Fund Title	Code	Title	2019-2020 Original Budget	2020-2021 Adopted Budget	2020-2021 Change From 2019-2020	2021-2022 Adopted Budget	2021-2022 Change From 2020-2021
10060	GF Work Order	232360	TTX Collection	3,020,334	4,728,533	1,708,199	4,738,000	9,467
		232350	TTX Treasury	1,175,099	1,540,074	364,975	1,545,258	5,184
		232346	TTX Management	527,066	427,670	(99,396)	454,097	26,427
		210663	TTX Impact		156,442	156,442	144,269	(12,173)
10060 Total				**4,722,499**	**6,852,719**	**2,130,220**	**6,881,624**	**28,905**
Work Orders/Overhead Total				**4,722,499**	**6,852,719**	**2,130,220**	**6,881,624**	**28,905**
Total Uses of Funds				**41,674,064**	**42,671,873**	**997,809**	**42,889,633**	**217,760**

Department: WAR War Memorial

Fund Summary

Fund Title	2019-2020 Original Budget	2020-2021 Adopted Budget	2020-2021 Change From 2019-2020	2021-2022 Adopted Budget	2021-2022 Change From 2020-2021
General Fund	9,357,476	9,253,577	(103,899)	9,466,026	212,449
War Memorial Fund	18,226,380	15,476,717	(2,749,663)	17,096,484	1,619,767
Total Uses by Funds	**27,583,856**	**24,730,294**	**(2,853,562)**	**26,562,510**	**1,832,216**

Division Summary

WAR War Memorial	27,583,856	24,730,294	(2,853,562)	26,562,510	1,832,216
Total Uses by Division	**27,583,856**	**24,730,294**	**(2,853,562)**	**26,562,510**	**1,832,216**

Chart of Account Summary

Salaries	7,055,628	6,175,352	(880,276)	6,600,877	425,525
Mandatory Fringe Benefits	3,380,839	3,370,681	(10,158)	3,688,841	318,160
Non-Personnel Services	1,160,754	2,053,893	893,139	1,686,360	(367,533)
Capital Outlay	650,000	252,631	(397,369)	280,263	27,632
Debt Service	9,357,476	9,253,577	(103,899)	9,466,026	212,449
Facilities Maintenance	426,315		(426,315)		
Materials & Supplies	308,657	298,657	(10,000)	298,657	
Services Of Other Depts	5,244,187	3,325,503	(1,918,684)	4,541,486	1,215,983
Total Uses by Chart of Account	**27,583,856**	**24,730,294**	**(2,853,562)**	**26,562,510**	**1,832,216**

Sources of Funds Detail by Account

435232	Employee Parking	39,415		(39,415)		
435511	Opera House Rental	580,911		(580,911)	190,173	190,173
435512	Green Room Rental	259,144	16,684	(242,460)	247,191	230,507
435519	Opera House-Office Rental	170,137	170,137		180,252	10,115
435521	Herbst Theater Rental	264,807		(264,807)	116,507	116,507
435531	Davies Symphony Hall Rental	646,170		(646,170)	282,253	282,253
435539	Davies Symphony HallOffceRentl	146,054	146,054		154,734	8,680
435540	Veterans Building-Office Rentl	462,990	420,838	(42,152)	450,271	29,433
435542	Veterans Building Event Rent	143,438		(143,438)	58,306	58,306
435611	Opera House Concessions	362,525		(362,525)	126,618	126,618

435612	Opera House Program Concession	9,563		(9,563)		
435631	Davies Symphony Hall Concesson	182,750		(182,750)	77,669	77,669
435632	Davies Symphony HallProgConces	3,400		(3,400)		
462891	Zellerbach Rehearsal Hall	250,278		(250,278)	103,189	103,189
462899	Misc Exhibit&Perform Svc Chrgs	180,582		(180,582)	76,747	76,747
486030	Exp Rec Fr Admin Svcs (AAO)	18,954	20,184	1,230	20,184	
486060	Exp Rec Fr Art Commission AAO	223,809	238,375	14,566	238,375	
493001	OTI Fr 1G-General Fund	13,834,576	13,714,445	(120,131)	14,024,015	309,570
499999	Beg Fund Balance - Budget Only	446,877	750,000	303,123	750,000	
General Fund Support		9,357,476	9,253,577	(103,899)	9,466,026	212,449
Total Sources by Fund		**27,583,856**	**24,730,294**	**(2,853,562)**	**26,562,510**	**1,832,216**

Uses of Funds Detail Appropriation

Operating

Fund Code	Fund Title	Code	Title	2019-2020 Original Budget	2020-2021 Adopted Budget	2020-2021 Change From 2019-2020	2021-2022 Adopted Budget	2021-2022 Change From 2020-2021
10000	GF Annual Account Ctrl		Debt Service	9,357,476	9,253,577	(103,899)	9,466,026	212,449
10000 Total				**9,357,476**	**9,253,577**	**(103,899)**	**9,466,026**	**212,449**
14670	SR War Memorial-Operating		Salaries	7,055,628	6,175,352	(880,276)	6,600,877	425,525
			Mandatory Fringe Benefits	3,380,839	3,370,681	(10,158)	3,688,841	318,160
			Non-Personnel Services	1,160,754	2,053,893	893,139	1,686,360	(367,533)
			Materials & Supplies	308,657	298,657	(10,000)	298,657	
			Services Of Other Depts	5,244,187	3,325,503	(1,918,684)	4,541,486	1,215,983
14670 Total				**17,150,065**	**15,224,086**	**(1,925,979)**	**16,816,221**	**1,592,135**
Operating Total				**26,507,541**	**24,477,663**	**(2,029,878)**	**26,282,247**	**1,804,584**

Annual Projects - Authority Control

Fund Code	Fund Title	Code	Title	2019-2020 Original Budget	2020-2021 Adopted Budget	2020-2021 Change From 2019-2020	2021-2022 Adopted Budget	2021-2022 Change From 2020-2021
14680	SR WAR - Annual Authority Ctrl	15835	War - Facility Maintenance	426,315	252,631	(173,684)	280,263	27,632
14680 Total				**426,315**	**252,631**	**(173,684)**	**280,263**	**27,632**
Annual Projects - Authority Control Total				**426,315**	**252,631**	**(173,684)**	**280,263**	**27,632**

Continuing Projects - Authority Control

Fund Code	Fund Title	Code	Title	2019-2020	2020-2021	2020-2021	2021-2022	2021-2022

				Original Budget	Adopted Budget	Change From 2019-2020	Adopted Budget	Change From 2020-2021
14690	SR WAR Cont Authority Ctrl	15703	WM Opera House Renewal Project	250,000		(250,000)		
		19596	WM War Memorial - Davies Sympy	400,000		(400,000)		
14690 Total				**650,000**	**0**	**(650,000)**	**0**	**0**
Continuing Projects - Authority Control Total				**650,000**	**0**	**(650,000)**	**0**	**0**
Total Uses of Funds				**27,583,856**	**24,730,294**	**(2,853,562)**	**26,562,510**	**1,832,216**

DETAIL OF RESERVES

Detail of Contribution to Budgetary Reserves

BUDGETARY RESERVES

		FY 2020-21		FY 2021-22
Unappropriated Designated Reserves - (require subsequent Board appropriation to spend)				
AIRPORT - DESIGNATED FOR GENERAL RESERVE	$	270,387,824	$	24,967,675
CITY PLANNING - DESIGNATED FOR GENERAL RESERVE	$	33,556	$	55,063
CITY PLANNING - DESIGNATED FOR GENERAL RESERVE	$	41,234	$	66,523
EMPLOYEES RETIREMENT TRUST - DESIGNATED FOR GENERAL RESERVE	$	3,965,542	$	5,177,127
ENVIRONMENT - DESIGNATED FOR GENERAL RESERVE	$	494,128	$	458,286
GENERAL CITY RESPONSIBILITY - BUSINESS TAX STABILIZATION RESERVE	$	149,000,000	$	-
GENERAL CITY RESPONSIBILITY - DESIGNATED FOR GENERAL RESERVE	$	-	$	874,000
HUMAN SERVICES AGENCY - DESIGNATED FOR GENERAL RESERVE	$	-	$	237,620
HUMAN SERVICES AGENCY - DESIGNATED FOR GENERAL RESERVE	$	-	$	1,555,578
MUNICIPAL TRANSPORTATION AGENCY - DESIGNATED FOR CONTINGENCIES	$	(82,000)	$	-
MUNICIPAL TRANSPORTATION AGENCY - DESIGNATED FOR CONTINGENCIES	$	(29,440,000)	$	-
PUBLIC LIBRARY - DESIGNATED FOR GENERAL RESERVE	$	-	$	6,735,810
PUBLIC UTILITIES COMMISSION - DESIGNATED FOR GENERAL RESERVE	$	15,521,380	$	4,317,292
PUBLIC UTILITIES COMMISSION - DESIGNATED FOR GENERAL RESERVE	$	405,294	$	2,836,730
PUBLIC UTILITIES COMMISSION - DESIGNATED FOR GENERAL RESERVE	$	1,510,382	$	2,663,103
PUBLIC UTILITIES COMMISSION - DESIGNATED FOR GENERAL RESERVE	$	580,123	$	1,686,542
PUBLIC WORKS - DESIGNATED FOR GENERAL RESERVE	$	4,808,861	$	4,850,503
PUBLIC WORKS - DESIGNATED FOR GENERAL RESERVE	$	261,498	$	281,468
PUBLIC WORKS - DESIGNATED FOR GENERAL RESERVE	$	993,496	$	1,061,449
TECHNOLOGY - DESIGNATED FOR GENERAL RESERVE	$	66,999	$	666,629
Subtotal - Unappropriated Designated Reserves	**$**	**418,548,317**	**$**	**58,491,398**
Appropriated Reserves				
GENERAL CITY RESPONSIBILITY- RESERVE FOR LITIGATION	$	10,600,000	$	11,000,000
GENERAL CITY RESPONSIBILITY- SALARIES AND BENEFITS	$	23,470,019	$	23,470,019
LAGUNA HONDA HOSPITAL - COP - RESERVE FOR DEBT SERVICES	$	6,583,372	$	6,111,080
MAYOR'S OFFICE - GENERAL RESERVE	$	(200)	$	-
MAYOR'S OFFICE - RESERVE FOR CAPITAL IMPROVEMENT	$	(99,931)	$	-
MUNICIPAL TRANSPORTATION AGENCY - GENERAL RESERVE	$	15,524,383	$	18,658,678
MUNICIPAL TRANSPORTATION AGENCY - GENERAL RESERVE	$	10,000,000	$	-
MUNICIPAL TRANSPORTATION AGENCY - GENERAL RESERVE	$	85,000,000	$	-
MUNICIPAL TRANSPORTATION AGENCY - RESERVE FOR LITIGATION	$	29,440,000	$	-
PUBLIC UTILITIES COMMISSION - RESERVE FOR CAPITAL IMPROVEMENT	$	107,894,500	$	110,252,390
PUBLIC UTILITIES COMMISSION - RESERVE FOR CAPITAL IMPROVEMENT	$	569,000	$	1,686,000
PUBLIC UTILITIES COMMISSION - RESERVE FOR CAPITAL IMPROVEMENT	$	27,600,000	$	35,698,998
PUBLIC UTILITIES COMMISSION - RESERVE FOR CAPITAL IMPROVEMENT	$	7,000,000	$	6,985,539
PUBLIC UTILITIES COMMISSION - RESERVE FOR CAPITAL IMPROVEMENT	$	13,000,000	$	12,973,142
Subtotal - Designated Reserves	**$**	**336,581,143**	**$**	**226,835,846**
Total Budgetary Reserves	**$**	**755,129,460**	**$**	**285,327,244**

APPROPRIATION RESERVES

Department Reserve Description	FY2020-21	FY2021-22	Releasing Authority	Reserve Reason/ Follow up Action Required
AIRPORT - Hotel Operations	-	5,100,000	BUDG & FIN COMM	Pending the hotel's financial outlook and needs
ART COMMISSION - IPIC Development Impact Fee - Market	50,000	50,000	CONTROLLER	Pending receipt of revenue
CHILDREN, YOUTH & THEIR FAMILIES - Community Based Organization Contracts	4,800,000	2,200,000	CONTROLLER	Pending receipt of revenue
CITY ADMINISTRATOR - H.S.A. - Headquarter Moving Debt Payment Services	2,176,000	-	BUDG & FIN COMM	Pending full acquisition plan and timeline
CITY ADMINISTRATOR - IPIC - Neighborhood Beautification Community Challenge Grants IPIC Partnership	200,000	-	CONTROLLER	Pending receipt of revenue
CITY ADMINISTRATOR - TIDA - Infrastructure And Revitalization Financing Districts	1,855,000	676,000	CONTROLLER	Pending identification of costs eligible for reimbursement.
CITY PLANNING - IPIC - Transit Center District Development	1,800,000	750,000	CONTROLLER	Pending receipt of revenue
ECONOMIC AND WORKFORCE DEVELOPMENT - Opportunities for all	1,500,000	4,000,000	MAYOR	Pending Opportunities for All spending plan
ECONOMIC AND WORKFORCE DEVELOPMENT - Reinvestment Initiatives	21,000,000	21,000,000	MAYOR	Pending Reinvestment Initiatives spending plan
ECONOMIC AND WORKFORCE DEVELOPMENT - Workforce Development - CityBuild	60,000	-	CONTROLLER	Pending receipt of revenue
EMERGENCY MANAGEMENT - CoVid Departmental Operations - Mandatory Fringe Benefits	50,688	-	BUDG & FIN COMM	Pending review of actual expenditures
EMERGENCY MANAGEMENT - CoVid Departmental Operations - Program Costs	5,366,000	-	BUDG & FIN COMM	Pending review of actual expenditures
EMERGENCY MANAGEMENT - CoVid Departmental Operations - Salaries	640,000	-	BUDG & FIN COMM	Pending review of actual expenditures
EMERGENCY MANAGEMENT - CoVid Departmental Overtime Operations - Materials and Supplies	17,537	-	BUDG & FIN COMM	Pending review of actual expenditures
EMERGENCY MANAGEMENT - CoVid Departmental Overtime Operations - Program Costs	289,958	-	BUDG & FIN COMM	Pending review of actual expenditures
EMERGENCY MANAGEMENT - Joint Information Center - Mandatory Fringe Benefits	32,868	-	BUDG & FIN COMM	Pending review of actual expenditures
EMERGENCY MANAGEMENT - Joint Information Center - Program Costs	950,000	-	BUDG & FIN COMM	Pending review of actual expenditures
EMERGENCY MANAGEMENT - Joint Information Center - Salaries	415,000	-	BUDG & FIN COMM	Pending review of actual expenditures
GENERAL CITY RESPONSIBILITY - Reimbursement of ERAF General Fund Advance	36,800,000	-	CONTROLLER	Pending results of tax litigation or November 2020 election
GENERAL CITY RESPONSIBILITY - Reimbursement of General Fund for Prop C Eligible Services	70,000,000	28,000,000	CONTROLLER	Pending results of tax litigation or November 2020 election
HOMELESSNESS AND SUPPORTIVE HOUSING - Homeless Services	295,165,126	255,749,404	BUDG & FIN COMM	Pending spending plan approval
HUMAN RIGHTS COMMISSION - Reinvestment initiatives	3,000,000	3,000,000	MAYOR	Pending Reinvestment Initiatives spending plan
HUMAN SERVICES AGENCY - CoVid Operations Based Organization Funding	15,382,351	-	BUDG & FIN COMM	Pending submission of detailed spending plan
HUMAN SERVICES AGENCY - Early Childcare and Education for All	273,045,000	160,140,000	CONTROLLER -- BUDG & FIN COMM --	Pending results of tax litigation or November 2020 election Pending spending plan approval
HUMAN SERVICES AGENCY - IPIC - Market & Octavia	-	3,527,000	CONTROLLER	Pending receipt of revenue
JUVENILE PROBATION - Departmental Operations - Mandatory Fringe Benefits	-	1,156,126	BUDG & FIN COMM	Pending receipt of revenue
JUVENILE PROBATION - Departmental Operations - Program Costs	-	105,928	BUDG & FIN COMM	Pending receipt of revenue
JUVENILE PROBATION - Departmental Operations - Salaries	-	2,176,864	BUDG & FIN COMM	Pending receipt of revenue
JUVENILE PROBATION - Placement Alternative	1,450,926	1,450,925	CONTROLLER	Pending receipt of revenue
MUNICIPAL TRANSPORTATION AGENCY - Complete Streets	3,073,967	1,634,880	CONTROLLER	Pending receipt of revenue
MUNICIPAL TRANSPORTATION AGENCY - IPIC - Eastern Neighborhood	985,000	-	CONTROLLER	Pending receipt of revenue
MUNICIPAL TRANSPORTATION AGENCY - IPIC - HUB	677,620	4,031,720	CONTROLLER	Pending receipt of revenue
MUNICIPAL TRANSPORTATION AGENCY - IPIC - Market & Octavia	395,000	3,650,000	CONTROLLER	Pending receipt of revenue
MUNICIPAL TRANSPORTATION AGENCY - IPIC - SOMA	6,930,000	4,209,000	CONTROLLER	Pending receipt of revenue
MUNICIPAL TRANSPORTATION AGENCY - Transportation Stability Fund	56,602,619	23,870,120	CONTROLLER	Pending receipt of revenue
MUNICIPAL TRANSPORTATION AGENCY - Transportation Stability Fund	32,788,982	17,438,720	CONTROLLER	Pending receipt of revenue
POLICE - Materials and Supplies	400,000	-	BUDG & FIN COMM	Pending Budget and Finance Committee review
POLICE - Overtime Salaries	-	12,765,681	BUDG & FIN COMM	Pending Budget and Finance Committee review
POLICE - PUBLIC SAFETY BUILDING FF&E	6,500,000	-	MAYOR	Pending detailed scope of work and budget details
PORT - Economic Recovery Project	10,000,000	-	BUDG & FIN COMM	Pending detailed scope of work and budget details
PUBLIC HEALTH - Homeless Services	98,399,127	85,293,858	BUDG & FIN COMM	Pending spending plan approval
PUBLIC HEALTH - Reinvestment initiatives	36,000,000	36,000,000	MAYOR	Pending Reinvestment Initiatives spending plan
PUBLIC WORKS - IPIC - Eastern Neighborhood	300,000	-	CONTROLLER	Pending receipt of revenue
PUBLIC WORKS - IPIC - Market & Octavia	-	9,518,680	CONTROLLER	Pending receipt of revenue
PUBLIC WORKS - IPIC -PW Capital Budget FY20 & FY21	1,600,000	600,000	CONTROLLER	Pending receipt of revenue
PUBLIC WORKS - Street Environment Services	840,000	840,000	FULL BOARD	Pending adoption of plans for new trash can design and deployment
REC & PARKS - Citywide Parks	346,236	-	MAYOR	Pending receipt of revenue
REC & PARKS - Community Opportunity Fund	49,696	-	MAYOR	Pending receipt of revenue
REC & PARKS - IPIC - Eastern Neighborhood	25,175,000	3,588,287	CONTROLLER	Pending receipt of revenue
REC & PARKS - IPIC - Market & Octavia	-	6,078,596	CONTROLLER	Pending receipt of revenue
SHERIFF - Community Based Organization Contracts	-	9,283,178	BUDG & FIN COMM	Pending Budget and Finance Committee review
SHERIFF - Overtime Salaries	-	7,943,916	BUDG & FIN COMM	Pending Budget and Finance Committee review
Grand Total	**$ 1,017,109,701**	**$ 715,828,883**		

ADMINISTRATIVE PROVISIONS

SECTION 3. General Authority.
The Controller is hereby authorized and directed to set up appropriate accounts for the items of receipts and expenditures appropriated herein.

SECTION 3.1 Two-Year Budget.
For departments for which the Board of Supervisors has authorized, or the Charter requires, a fixed two-year budget, appropriations in this ordinance shall be available for allotment by the Controller on July 1st of the fiscal year in which appropriations have been approved. The Controller is authorized to adjust the two-year budget to reflect transfers and substitutions consistent with City's policies and restrictions for such transfers. The Controller is further authorized to make adjustments to the second year budgets consistent with Citywide estimates for salaries, fringe benefits, and work orders.

SECTION 4. Interim Budget Provisions.
All funds for equipment and new capital improvements shall be held in reserve until final action by the Board of Supervisors. No new equipment or capital improvements shall be authorized during the interim period other than equipment or capital improvements that, in the discretion of the Controller, is reasonably required for the continued operation of existing programs or projects previously approved by the Board of Supervisors. Authorization for the purchase of such equipment may be approved by the Board of Supervisors.

During the period of the interim annual appropriation ordinance and interim annual salary ordinance, no transfer of funds within a department shall be permitted without approval of the Controller, Mayor's Budget Director and the Chair of the Budget and Finance Committee.

When the Budget and Finance Committee or Budget and Appropriations Committee reserves selected expenditure items pending receipt of additional information from departments, upon receipt of the required information to the satisfaction of that committee, the Controller may release the previously reserved funds with no further action required by the Board of Supervisors.

If the Budget and Finance Committee or Budget and Appropriations Committee recommends a budget that increases funding that was deleted in the Mayor's Budget, the Controller shall have the authority to continue to pay these expenses until final passage of the budget by the Board of Supervisors, and approval of the budget by the Mayor.

SECTION 4.1 Interim Budget – Positions.
No new position may be filled in the interim period with the exception of those positions which in the discretion of the Controller are critical for the operation of existing programs or for projects previously approved by the Board of Supervisors or are required for emergency operations or where such positions would result in a net increase in revenues or where such positions are required to comply with law. New positions shall be defined as those positions that are enumerated in the Mayor's budget for the current fiscal year but were not enumerated in the appropriation and salary ordinances for the prior fiscal year, as amended, through June 30 of the prior fiscal year. In the event the Mayor has

approved the reclassification of a position in the department's budget for the current fiscal year, the Controller shall process a temporary or “tx" requisition at the request of the department and subject to approval of the Human Resources Director. Such action will allow for the continued employment of the incumbent in his or her former position pending action by the Board of Supervisors on the proposed reclassifications.

If the Budget and Finance Committee or Budget and Appropriations Committee of the Board of Supervisors recommends a budget that reinstates positions that were deleted in the Mayor’s Budget, the Controller and the Human Resources Director shall have the authority to continue to employ and pay the salaries of the reinstated positions until final passage of the budget by the Board of Supervisors, and approval of the budget by the Mayor.

SECTION 5. Transfers of Functions and Duties.
Where revenues for any fund or department are herein provided by transfer from any other fund or department, or where a duty or a performance has been transferred from one department to another, the Controller is authorized and directed to make the related transfer of funds, provided further, that where revenues for any fund or department are herein provided by transfer from any other fund or department in consideration of departmental services to be rendered, in no event shall such transfer of revenue be made in excess of the actual cost of such service.

Where a duty or performance has been transferred from one department to another or departmental reorganization is effected as provided in the Charter, in addition to any required transfer of funds, the Controller and Human Resources Director are authorized to make any personnel transfers or reassignments between the affected departments and appointing officers at a mutually convenient time, not to exceed 100 days from the effective date of the ordinance transferring the duty or function. The Controller, the Human Resources Director and Clerk of the Board of Supervisors, with assistance of the City Attorney, are hereby authorized and directed to make such changes as may be necessary to conform all applicable ordinances to reflect said reorganization, transfer of duty or performance between departments.

SECTION 5.1 Agencies Organized under One Department.
Where one or more offices or agencies are organized under a single appointing officer or department head, the component units can continue to be shown as separate agencies for budgeting and accounting purposes to facilitate reporting. However, the entity shall be considered a single department for purposes of employee assignment and seniority, position transfers, and transfers of monies among funds within the department, and reappropriation of funds.

SECTION 5.2 Continuing Funds Appropriated.
In addition to the amount provided from taxes, the Controller shall make available for expenditure the amount of actual receipts from special funds whose receipts are continuously appropriated as provided in the Municipal Codes.

SECTION 5.3 Multi-Year Revenues.
In connection with money received in one fiscal year for departmental services to be performed in a subsequent year, the Controller is authorized to establish an account for depositing revenues which are applicable to the ensuing fiscal year, said revenue shall be carried forward and become a part of the funds available for appropriation in said ensuing fiscal year.

SECTION 5.4 Contracting Funds.
All money received in connection with contracts under which a portion of the moneys received is to be paid to the contractors and the remainder of the moneys received inures to the City and County shall be deposited in the Treasury.

(a) That portion of the money received that under the terms of the contract inures to the City and County shall be deposited to the credit of the appropriate fund.

(b) That portion of the money received that under the terms of the contracts is to be paid to the contractor shall be deposited in special accounts and is hereby appropriated for said purposes.

SECTION 5.5 Real Estate Services.
Rents received from properties acquired or held in trust for specific purposes are hereby appropriated to the extent necessary for maintenance of said properties, including services of the General Services Agency.

Moneys received from lessees, tenants or operators of City-owned property for the specific purpose of real estate services relative to such leases or operating agreements are hereby appropriated to the extent necessary to provide such services.

SECTION 5.6 Collection Services.
In any contracts for the collection of unpaid bills for services rendered to clients, patients or both by the Department of Public Health in which said unpaid bills have not become delinquent pursuant to the provisions of Administrative Code Section 10.37 and 10.38, the Controller is hereby authorized to adjust the estimated revenues and expenditures of the various divisions and institutions of the Department of Public Health to record such recoveries. Any percentage of the amounts, not to exceed 25 percent, recovered from such unpaid bills by a contractor is hereby appropriated to pay the costs of said contract. The Controller is authorized and is hereby directed to establish appropriate accounts to record total collections and contract payments relating to such unpaid bills.

SECTION 5.7 Contract Amounts Based on Savings.
When the terms of a contract provide for payment amounts to be determined by a percentage of cost savings or previously unrecognized revenues, such amounts as are actually realized from either said cost savings or unrecognized revenues are hereby appropriated to the extent necessary to pay contract amounts due. The Controller is authorized and is hereby directed to establish appropriate accounts to record such transactions.

SECTION 5.8 Collection and Legal Services.
In any contracts between the City Attorney's Office and outside counsel for legal services in connection with the prosecution of actions filed on behalf of the City or for assistance in the prosecution of actions that the City Attorney files in the name of the People, where the fee to outside counsel is contingent on the recovery of a judgment or other monies by the City through such action, the Controller is hereby authorized to adjust the estimated revenues and expenditures of the City Attorney's Office to record such recoveries. A percentage of such recoveries, not to exceed 25 percent plus the amount of any out-of-pocket costs the Controller determines were actually incurred to prosecute such action, is hereby appropriated from the amount of such recoveries to pay the contingent fee due to such outside counsel under said contract and any costs incurred by the City or outside counsel in prosecuting the action. The Controller is authorized and hereby directed to establish appropriate accounts to record total collections and contingent fee and cost payments relating to such actions. The City Attorney as verified by the Controller shall report to the Board of Supervisors annually on the collections and costs incurred under this provision, including the case name, amount of judgment, the fund which the judgment was deposited, and the total cost of and funding source for the legal action.

SECTION 6. Bond Interest and Redemption.
In the event that estimated receipts from other than utility revenues, but including amounts from ad-valorem taxes, shall exceed the actual requirements for bond interest and redemption, said excess shall be transferred to a General Bond Interest and Redemption Reserve account. The Bond Interest and Redemption Reserve is hereby appropriated to meet debt service requirements including printing of bonds, cost of bond rating services and the legal opinions approving the validity of bonds authorized to be sold not otherwise provided for herein.

Issuance, legal and financial advisory service costs, including the reimbursement of departmental services in connection therewith, for debt instruments issued by the City and County, to the extent approved by the Board of Supervisors in authorizing the debt, may be paid from the proceeds of such debt and are hereby appropriated for said purposes.

SECTION 7. Allotment Controls.
Since several items of expenditures herein appropriated are based on estimated receipts, income or revenues which may not be fully realized, it shall be incumbent upon the Controller to establish a schedule of allotments, of such duration as the Controller may determine, under which the sums appropriated to the several departments shall be expended. The Controller shall revise such revenue estimates periodically. If such revised estimates indicate a shortage, the Controller shall hold in reserve an equivalent amount of the corresponding expenditure appropriations set forth herein until the collection of the amounts as originally estimated is assured, and in all cases where it is provided by the Charter that a specified or minimum tax shall be levied for any department the amount of appropriation herein provided derived from taxes shall not exceed the amount actually produced by the levy made for such department.

The Controller in issuing payments or in certifying contracts, purchase orders or other encumbrances pursuant to Section 3.105 of the Charter, shall consider only the allotted portions of appropriation items to be available for encumbrance or expenditure and shall not approve the incurring of liability under any allotment in excess of the amount of such allotment. In case of emergency or unusual circumstances which could not be anticipated at the time of allotment, an additional allotment for a period may be made on the recommendation of the department head and the approval of the Controller. After the allotment schedule has been established or fixed, as heretofore provided, it shall be unlawful for any department or officer to expend or cause to be expended a sum greater than the amount set forth for the particular activity in the allotment schedule so established, unless an additional allotment is made, as herein provided.

Allotments, liabilities incurred and expenditures made under expenditure appropriations herein enumerated shall in no case exceed the amount of each such appropriation, unless the same shall have been increased by transfers or supplemental appropriations made in the manner provided by Section 9.105 of the Charter.

SECTION 7.1 Prior Year Encumbrances.
The Controller is hereby authorized to establish reserves for the purpose of providing funds for adjustments in connection with liquidation of encumbrances and other obligations of prior years.

SECTION 7.2 Equipment Purchases.
Funds for the purchase of items of equipment having a significant value of over $5,000 and a useful life of three years and over shall only be purchased from appropriations specifically provided for equipment or lease-purchased equipment, including equipment from capital projects. Departments may purchase additional or replacement equipment from previous equipment or lease-purchase appropriations, or from citywide equipment and other non-salary appropriations, with approval of the Mayor's Office and the Controller.

Where appropriations are made herein for the purpose of replacing automotive and other equipment, the equipment replaced shall be surrendered to the General Services Agency and shall be withdrawn from service on or before delivery to departments of the new automotive equipment. When the replaced equipment is sold, in lieu of being traded-in, the proceeds shall be deposited to a revenue account of the related fund. Provided, however, that so much of said proceeds as may be required to affect the purchase of the new equipment is hereby appropriated for the purpose. Funds herein appropriated for automotive equipment shall not be used to buy a replacement of any automobile superior in class to the one being replaced unless it has been specifically authorized by the Board of Supervisors in the making of the original appropriation.

Appropriations of equipment from current funds shall be construed to be annual appropriations and unencumbered balances shall lapse at the close of the fiscal year.

SECTION 7.3 Enterprise Deficits.
Funds appropriated herein to meet estimated enterprise deficits shall be made available to each such enterprise only to the extent that an actual deficit shall exist and not to exceed the amount herein provided. Any amount not required for the purpose of meeting an enterprise fund deficit shall be transferred back to the General Fund at the end of each fiscal year unless otherwise appropriated by ordinance.

SECTION 8. Expenditure Estimates.
Where appropriations are made for specific projects or purposes which may involve the payment of salaries or wages, the head of the department to which such appropriations are made, or the head of the department authorized by contract or interdepartmental order to make expenditures from each such appropriation, shall file with the Controller, when requested, an estimate of the amount of any such expenditures to be made during the ensuing period.

SECTION 8.1 State and Federal Funds.
The Controller is authorized to increase Federal and State funds that may be claimed due to new General Fund expenditures appropriated by the Board of Supervisors. The Human Resources Director is authorized to add civil service positions required to implement the programs authorized by these funds. The Controller and the Human Resources Director shall report to the Board of Supervisors any actions taken under this authorization before the Board acts on the Annual Appropriation and Annual Salary Ordinances.

SECTION 8.2 State and Federal Funding Restorations.
If additional State or Federal funds are allocated to the City and County of San Francisco to backfill State reductions, the Controller shall backfill any funds appropriated to any program to the General Reserve.

SECTION 8.3 Process for Addressing General Fund Revenue Shortfalls
Upon receiving Controller estimates of revenue shortfalls that exceed the value of the General Reserve and any other allowances for revenue shortfalls in the adopted City budget, the Mayor shall inform the Board of Supervisors of actions to address this shortfall. The Board of Supervisors may adopt an ordinance to reflect the Mayor's proposal or alternative proposals in order to balance the budget.

SECTION 9. Interdepartmental Services.
The Controller is hereby authorized and directed to prescribe the method to be used in making payments for interdepartmental services in accordance with the provisions of Section 3.105 of the Charter, and to provide for the establishment of interdepartmental reserves which may be required to pay for future obligations which result from current performances. Whenever in the judgment of the Controller, the amounts which have been set aside for such purposes are no longer required or are in excess of the amount which is then currently estimated to be required, the Controller shall transfer the amount no longer required to the fund balance of the particular fund of which the reserve is a part. Provided further that no expenditure shall be made for personnel services, rent, equipment and capital outlay purposes from any interdepartmental reserve or work order fund without specific appropriation by the Board of Supervisors.

The amount detailed in departmental budgets for services of other City departments cannot be transferred to other spending categories without prior agreement from both the requesting and performing departments.

The Controller, pursuant to the provisions of Charter Section 3.105, shall review and may adjust charges or fees for services that may be authorized by the Board of Supervisors for the administration of the Technology Marketplace. Such fees are hereby appropriated for that purpose.

SECTION 10. Positions in the City Service.
Department heads shall not make appointments to any office or position until the Controller shall certify that funds are available.

Funds provided herein for salaries or wages may, with the approval of the Controller, be used to provide for temporary employment when it becomes necessary to replace the occupant of a position while on extended leave without pay, or for the temporary filling of a vacancy in a budgeted position. The Controller is authorized to approve the use of existing salary appropriations within departments to fund permanent appointments of up to six months to backfill anticipated vacancies to ensure implementation of successful succession plans and to facilitate the transfer of mission critical knowledge. The Controller shall provide a report to the Board of Supervisors every six months enumerating permanent positions created under this authority.

Appointments to seasonal or temporary positions shall not exceed the term for which the Controller has certified the availability of funds.

The Controller shall be immediately notified of a vacancy occurring in any position.

SECTION 10.1 Positions, Funds, and Transfers for Specific Purposes.
Funds for personnel services may be transferred from any legally available source on the recommendation of the department head and approval by the City Administrator, Board or Commission, for departments under their respective jurisdiction, and on authorization of the Controller with the prior approval of the Human Resources Director for:

(a) Lump sum payments to officers, employees, police officers and fire fighters other than elective officers and members of boards and commissions upon death or retirement or separation caused by industrial accident for accumulated sick leave benefits in accordance with Civil Service Commission rules.

(b) Payment of the supervisory differential adjustment, out of class pay or other negotiated premium to employees who qualify for such adjustment provided that the transfer of funds must be made from funds currently available in departmental personnel service appropriations.

(c) Payment of any legal salary or fringe benefit obligations of the City and County including amounts required to fund arbitration awards.

(d) The Controller is hereby authorized to adjust salary appropriations for positions administratively reclassified or temporarily exchanged by the Human Resources Director provided that the reclassified position and the former position are in the same functional area.

(e) Positions may be substituted or exchanged between the various salary appropriations or position classifications when approved by the Human Resources Director as long as said transfers do not increase total departmental personnel service appropriations.

(f) The Controller is hereby authorized and directed upon the request of a department head and the approval by the Mayor's Office to transfer from any legally available funds amounts needed to fund legally mandated salaries, fringe benefits and other costs of City employees. Such funds are hereby appropriated for the purpose set forth herein.

(g) The Controller is hereby authorized to transfer any legally available funds to adjust salary and fringe benefit appropriations as required under reclassifications recommended by the Human Resources Director and approved by the Board of Supervisors in implementing the Management Compensation and Classification Plan.

Amounts transferred shall not exceed the actual amount required including the cost to the City and County of mandatory fringe benefits.

(h) Pursuant to California Labor Code Section 4850.4, the Controller is authorized to make advance payments from departments' salary accounts to employees participating in CalPERS who apply for disability retirement. Repayment of these advanced disability retirement payments from CalPERS and from employees are hereby appropriated to the departments' salary account.

(i) For purposes of defining terms in Administrative Code Section 3.18, the Controller is authorized to process transfers where such transfers are required to administer the budget through the following certification process: In cases where expenditures are reduced at the level of appropriation control during the Board of Supervisors phase of the budget process, the Chair of the Budget and Finance Committee, on recommendation of the Controller, may certify that such a reduction does not reflect a deliberate policy reduction adopted by the Board. The Mayor's Budget Director may similarly provide such a certification regarding reductions during the Mayor's phase of the budget process.

(j) Department travel budgets shall be considered as line-item appropriations for the purposes of administration for Administrative Code Section 3.18 and Charter Section 9.113(c) governing limitations on transfer of appropriated funds.

SECTION 10.2 Professional Services Contracts.
Funds appropriated for professional service contracts may be transferred to the account for salaries on the recommendation of the department head for the specific purpose of

using City personnel in lieu of private contractors with the approval of the Human Resources Director and the Mayor and the certification by the Controller that such transfer of funds would not increase the cost of government.

SECTION 10.3 Surety Bond Fund Administration.
The Controller is hereby authorized to allocate funds from capital project appropriations to the San Francisco Self-Insurance Surety Bond Fund, as governed by Administrative Code Section 10.100-317 and in accordance with amounts determined pursuant to Administrative Code Section 14B.16.

SECTION 10.4 Salary Adjustments, Memoranda of Understanding (MOUs).
The Controller is authorized and directed to transfer from the Salary and Benefits Reserve, or any legally available funds, amounts necessary to adjust appropriations for salaries and related mandatory fringe benefits of employees whose compensation is pursuant to Charter Sections A8.403 (Registered Nurses), A8.404 (Transit Operators), A8.409 (Miscellaneous Employees), A8.405 and A8.590-1 through A8.590-5 (Police and Firefighters), revisions to State Law, and/or collective bargaining agreements adopted pursuant to the Charter or arbitration award. The Controller and Human Resources Director are further authorized and directed to adjust the rates of compensation to reflect current pay rates for any positions affected by the foregoing provisions.

Adjustments made pursuant to this section shall reflect only the percentage increase required to adjust appropriations to reflect revised salary and premium pay requirements above the funding level established in the adopted budget of the respective departments.

The Controller is authorized and directed to transfer from reserves or any legally available funds amounts necessary to provide costs of non-salary benefits in ratified Memoranda of Understanding or arbitration awards. The Controller's Office shall report to the Budget and Finance Committee or Budget and Appropriations Committee on the status of the Salary and Benefits Reserve, including amounts transferred to individual City departments and remaining Reserve balances, as part of the Controller's Six and Nine Month Budget Status Reports.

SECTION 10.5 MOUs to be Reflected in Department Budgets.
Should the City and County adopt an MOU with a recognized employee bargaining organization during the fiscal year which has fiscal effects, the Controller is authorized and directed to reflect the budgetary impact of said MOU in departmental appropriations by transferring amounts to or from the Salary and Benefits Reserve, or, for self-supporting or restricted funds, to or from the respective unappropriated fund balance account. All amounts transferred pursuant to this section are hereby appropriated for the purpose.

SECTION 10.6 Funding Memoranda of Understanding (MOUs).
Whenever the Board of Supervisors has ratified by ordinance or resolution Memoranda of Understanding with recognized employee organizations or an arbitration award has become effective, and said memoranda or award contains provisions requiring the expenditure of funds, the Controller, on the recommendation of the Human Resources

Director, shall reserve sufficient funds to comply with such provisions and such funds are hereby appropriated for such purposes. The Controller is hereby authorized to make such transfers from funds hereby reserved or legally available as may be required to make funds available to departments to carry out the purposes required by the Memoranda of Understanding or arbitration award.

SECTION 10.7 Fringe Benefit Rate Adjustments.
Appropriations herein made for fringe benefits may be adjusted by the Controller to reflect revised amounts required to support adopted or required contribution rates. The Controller is authorized and is hereby directed to transfer between departmental appropriations and the General Reserve or other unappropriated balance of funds any amounts resulting from adopted or required contribution rates and such amounts are hereby appropriated to said accounts.

When the Controller determines that prepayment of the employer share of pension contributions is likely to be fiscally advantageous, the Controller is authorized to adjust appropriations and transfers in order to make and reconcile such prepayments.

SECTION 10.8 Police Department Uniformed Positions.
Positions in the Police Department for each of the various ranks that are filled based on the educational attainment of individual officers may be filled interchangeably at any level within the rank (e.g., Patrol Officer Q2, Q3 or Q4, Sergeant Q50, Q51, Q52). The Controller and Human Resources Director are hereby authorized to adjust payrolls, salary ordinances and other documents, where necessary, to reflect the current status of individual employees; provided however, that nothing in this section shall authorize an increase in the total number of positions allocated to any one rank or to the Police Department.

SECTION 10.9 Holidays, Special Provisions.
Whenever any day is declared to be a holiday by proclamation of the Mayor after such day has heretofore been declared a holiday by the Governor of the State of California or the President of the United States, the Controller, with the approval of the Mayor's Office, is hereby authorized to make such transfer of funds not to exceed the actual cost of said holiday from any legally available funds.

SECTION 10.10 Litigation Reserve, Payments.
The Controller is authorized and directed to transfer from the Reserve for Litigation Account for General Fund supported departments or from any other legally available funds for other funds, amounts required to make payments required to settle litigation against the City and County of San Francisco that has been recommended by the City Attorney and approved by the Board of Supervisors in the manner provided in the Charter. Such funds are hereby appropriated for the purposes set forth herein.

Amounts required to pay settlements of claims or litigation involving the Public Utilities Commission are hereby appropriated from the Public Utilities Commission Wastewater Enterprise fund balance or the Public Utilities Commission Water Enterprise fund balance,

as appropriate, for the purpose of paying such settlements following final approval of those settlements by resolution or ordinance.

SECTION 10.11 Changes in Health Services Eligibility.
Should the Board of Supervisors amend Administrative Code Section 16.700 to change the eligibility in the City's Health Service System, the Controller is authorized and directed to transfer from any legally available funds or the Salary and Fringe Reserve for the amount necessary to provide health benefit coverage not already reflected in the departmental budgets.

Section 10.12 Workers' Compensation Alternative Dispute Resolution Program
Resolutions 85-19 and 86-19 authorized the Department of Human Resources to enter Workers' Compensation Alternative Dispute Resolution (ADR) Labor-Management Agreements with the San Francisco Firefighters' Association, Local 798, and San Francisco Police Officers Association, respectively. These Agreements require the City to allocate an amount equal to 50% of the ADR program estimated net savings, as determined by actuarial report, for the benefit of active employees. The Controller is authorized and directed to transfer from any legally available funds the amount necessary to make the required allocations. This provision will terminate if the parties agree to terminate the Agreements.

SECTION 11. Funds Received for Special Purposes, Trust Funds.
The Controller is hereby authorized and directed to continue the existing special and trust funds, revolving funds, and reserves and the receipts in and expenditures from each such fund are hereby appropriated in accordance with law and the conditions under which each such fund was established.

The Controller is hereby authorized and directed to set up additional special and trust funds and reserves as may be created either by additional grants and bequests or under other conditions, and the receipts in each fund are hereby appropriated in accordance with law for the purposes and subject to the conditions under which each such fund was established.

SECTION 11.1 Special and Trust Funds Appropriated.
Whenever the City and County of San Francisco shall receive for a special purpose from the United States of America, the State of California, or from any public or semi-public agency, or from any private person, firm or corporation, any moneys, or property to be converted into money, the Controller shall establish a special fund or account evidencing the said moneys so received and specifying the special purposes for which they have been received and for which they are held, which said account or fund shall be maintained by the Controller as long as any portion of said moneys or property remains.

Recurring grant funds which are detailed in departmental budget submissions and approved by the Mayor and Board of Supervisors in the annual budget shall be deemed to have met the requirements of Administrative Code Section 10.170 for the approval to apply for, receive and expend said funds and shall be construed to be funds received for a specific purpose as set forth in this section. Positions specifically approved by granting

agencies in said grant awards may be filled as though said positions were included in the annual budget and Annual Salary Ordinance, provided however that the tenure of such positions shall be contingent on the continued receipt of said grant funds. Individual grants may be adjusted by the Controller to reflect actual awards made if granting agencies increase or decrease the grant award amounts estimated in budget submissions.

The expenditures necessary from said funds or said accounts as created herein, in order to carry out the purpose for which said moneys or orders have been received or for which said accounts are being maintained, shall be approved by the Controller and said expenditures are hereby appropriated in accordance with the terms and conditions under which said moneys or orders have been received by the City and County of San Francisco, and in accordance with the conditions under which said funds are maintained.

The Controller is authorized to adjust transfers to the San Francisco Capital Planning Fund, established by Administrative Code Section 10.100-286, to account for final capital project planning expenditures reimbursed from approved sale of bonds and other long term financing instruments.

SECTION 11.2 Insurance Recoveries.
Any moneys received by the City and County of San Francisco pursuant to the terms and conditions of any insurance policy are hereby appropriated and made available to the general city or specific departments for associated costs or claims.

SECTION 11.3 Bond Premiums.
Premiums received from the sale of bonds are hereby appropriated for bond interest and redemption purposes of the issue upon which it was received.

SECTION 11.4 Ballot Arguments.
Receipts in and expenditures for payment for the printing of ballot arguments, are hereby appropriated in accordance with law and the conditions under which this appropriation is established.

SECTION 11.5 Tenant Overtime.
Whenever employees of departments are required to work overtime on account of services required by renters, lessees or tenants of City-owned or occupied properties, or recipients of services from City departments, the cost of such overtime employment shall be collected by the departments from the requesters of said services and shall be deposited with the Treasurer to the credit of departmental appropriations. All moneys deposited therein are hereby appropriated for such purpose.

SECTION 11.6 Refunds.
The Controller is hereby authorized and directed to set up appropriations for refunding amounts deposited in the Treasury in excess of amounts due, and the receipts and expenditures from each are hereby appropriated in accordance with law. Where by State statute, local ordinance or court order, interest is payable on amounts to be refunded, in the absence of appropriation therefore, such interest is herewith appropriated from the

unappropriated interest fund or interest earnings of the fund involved. The Controller is authorized, and funds are hereby appropriated, to refund overpayments and any mandated interest or penalties from State, Federal and local agencies when audits or other financial analyses determine that the City has received payments in excess of amounts due.

SECTION 11.7 Arbitrage.
The Controller is hereby authorized and directed to refund excess interest earnings on bond proceeds (arbitrage) when such amounts have been determined to be due and payable under applicable Internal Revenue Service regulations. Such arbitrage refunds shall be charged in the various bond funds in which the arbitrage earnings were recorded and such funds are hereby appropriated for the purpose.

SECTION 11.8 Damage Recoveries.
Moneys received as payment for damage to City-owned property and equipment are hereby appropriated to the department concerned to pay the cost of repairing such equipment or property. Moneys received as payment for liquidated damages in a City-funded project are appropriated to the department incurring costs of repairing or abating the damages. Any excess funds, and any amount received for damaged property or equipment which is not to be repaired shall be credited to a related fund.

SECTION 11.9 Purchasing Damage Recoveries.
That portion of funds received pursuant to the provisions of Administrative Code Section 21.33 - failure to deliver article contracted for - as may be needed to affect the required procurement are hereby appropriated for that purpose and the balance, if any, shall be credited the related fund.

SECTION 11.10 Off-Street Parking Guarantees.
Whenever the Board of Supervisors has authorized the execution of agreements with corporations for the construction of off-street parking and other facilities under which the City and County of San Francisco guarantees the payment of the corporations' debt service or other payments for operation of the facility, it shall be incumbent upon the Controller to reserve from parking meter or other designated revenues sufficient funds to provide for such guarantees. The Controller is hereby authorized to make payments as previously guaranteed to the extent necessary and the reserves approved in each Annual Appropriation Ordinance are hereby appropriated for the purpose. The Controller shall notify the Board of Supervisors annually of any payments made pursuant to this Section.

SECTION 11.11 Hotel Tax – Special Situations.
The Controller is hereby authorized and directed to make such interfund transfers or other adjustments as may be necessary to conform budget allocations to the requirements of the agreements and indentures of the 1994 Lease Revenue and/or San Francisco Redevelopment Agency Hotel Tax Revenue Bond issues.

SECTION 11.12 Local Transportation Agency Fund.
Local transportation funds are hereby appropriated pursuant to the Government Code.

SECTION 11.13 Insurance.
The Controller is hereby authorized to transfer to the Risk Manager any amounts indicated in the budget estimate and appropriated hereby for the purchase of insurance or the payment of insurance premiums.

SECTION 11.14 Grants to Departments of Aging and Adult Services, Child Support Services, and Homelessness and Supportive Housing
The Department of Aging and Adult Services and the Department of Child Support Services are authorized to receive and expend available federal and state contributions and grant awards for their target populations. The Controller is hereby authorized and directed to make the appropriate entries to reflect the receipt and expenditure of said grant award funds and contributions. The Department of Homelessness and Supportive Housing is authorized to apply surpluses among subgrants within master HUD grants to shortfalls in other subgrants.

SECTION 11.15 FEMA, OES, Other Reimbursements.
Whenever the City and County recovers funds from any federal or state agency as reimbursement for the cost of damages resulting from earthquakes and other disasters for which the Mayor has declared a state of emergency, such funds are hereby appropriated for the purpose. The Controller is authorized to transfer such funds to the credit of the departmental appropriation which initially incurred the cost, or, if the fiscal year in which the expenses were charged has ended, to the credit of the fund which incurred the expenses. Revenues received from other governments as reimbursement for mutual aid provided by City departments are hereby appropriated for services provided.

SECTION 11.16 Interest on Grant Funds.
Whenever the City and County earns interest on funds received from the State of California or the federal government and said interest is specifically required to be expended for the purpose for which the funds have been received, said interest is hereby appropriated in accordance with the terms under which the principal is received and appropriated.

SECTION 11.17 Treasurer – Banking Agreements.
Whenever the Treasurer finds that it is in the best interest of the City and County to use either a compensating balance or fee for service agreement to secure banking services that benefit all participants of the pool, any funds necessary to be paid for such agreement are to be charged against interest earnings and such funds are hereby appropriated for the purpose.

The Treasurer may offset banking charges that benefit all participants of the investment pool against interest earned by the pool. The Treasurer shall allocate other bank charges and credit card processing to departments or pool participants that benefit from those services. The Controller may transfer funds appropriated in the budget to General Fund departments as necessary to support allocated charges.

SECTION 11.18 City Buildings–Acquisition with Certificates of Participation (COPs).

Receipts in and expenditures from accounts set up for the acquisition and operation of City-owned buildings including, but not limited to 25 Van Ness Avenue and 1660 Mission Street, are hereby appropriated for the purposes set forth in the various bond indentures through which said properties were acquired.

SECTION 11.19 Generally Accepted Principles of Financial Statement Presentation.
The Controller is hereby authorized to make adjustments to departmental budgets as part of the year-end closing process to conform amounts to the Charter provisions and generally accepted principles of financial statement presentation, and to implement new accounting standards issued by the Governmental Accounting Standards Board and other changes in generally accepted accounting principles.

SECTION 11.20 Fund Balance Reporting and Government Fund Type Definitions.
The Controller is authorized to establish or adjust fund type definitions for restricted, committed or assigned revenues and expenditures, in accordance with the requirements of Governmental Accounting Standards Board Statement 54. These changes will be designed to enhance the usefulness of fund balance information by providing clearer fund balance classifications that can be more consistently applied and by clarifying the existing governmental fund type definitions. Reclassification of funds shall be reviewed by the City's outside auditors during their audit of the City's financial statements.

SECTION 11.21 State Local Public Safety Fund.
Amounts received from the State Local Public Safety Fund (Sales Taxes) for deposit to the Public Safety Augmentation Fund shall be transferred to the General Fund for use in meeting eligible costs of public safety as provided by State law and said funds are appropriated for said purposes.

Said funds shall be allocated to support public safety department budgets, but not specific appropriation accounts, and shall be deemed to be expended at a rate of 75% of eligible departmental expenditures up to the full amount received. The Controller is hereby directed to establish procedures to comply with state reporting requirements.

SECTION 11.23 Affordable Housing Loan Repayments and Interest Earnings.
Loan repayments, proceeds of property sales in cases of defaulted loans, and interest earnings in special revenue funds designated for affordable housing are hereby appropriated for affordable housing program expenditures, including payments from loans made by the former San Francisco Redevelopment Agency and transferred to the Mayor's Office of Housing and Community Development, the designated the housing successor agency. Expenditures shall be subject to the conditions under which each such fund was established.

SECTION 11.24 Development Agreement Implementation Costs.
The Controller is hereby authorized to appropriate reimbursements of City costs incurred to implement development agreements approved by the Board of Supervisors, including but not limited to City staff time, consultant services and associated overhead costs to conduct plan review, inspection, and contract monitoring, and to draft, negotiate, and

administer such agreements. This provision does not apply to development impact fees or other payments approved in a development agreement, which shall be appropriated by the Board of Supervisors.

SECTION 11.25 Housing Trust Fund.
The Controller is hereby authorized to adjust appropriations as necessary to implement the movement of Housing Trust Fund revenues and expenditures from the General Fund to a special revenue fund.

SECTION 12. Special Situations.

SECTION 12.1 Revolving Funds.
Surplus funds remaining in departmental appropriations may be transferred to fund increases in revolving funds up to the amount authorized by the Board of Supervisors if said Board, by ordinance, has authorized an increase in said revolving fund amounts.

SECTION 12.2 Interest Allocations.
Interest shall not be allocated to any special, enterprise, or trust fund or account unless said allocation is required by Charter, state law or specific provision in the legislation that created said fund. Any interest earnings not allocated to special, enterprise or trust funds or accounts shall be credited, by the Controller, to General Fund Unallocated Revenues.

SECTION 12.3 Property Tax.
Consistent with the State Teeter Plan requirements, the Board of Supervisors elects to continue the alternative method of distribution of tax levies and collections in accordance with Revenue and Taxation Code Section 4701. The Board of Supervisors directs the Controller to maintain the Teeter Tax Losses Reserve Fund at an amount not less than 1% of the total of all taxes and assessments levied on the secured roll for that year for participating entities in the county as provided by Revenue and Taxation Code Section 4703. The Board of Supervisors authorizes the Controller to make timely property tax distributions to the Office of Community Investment and Infrastructure, the Treasure Island Development Authority, and City and County of San Francisco Infrastructure Financing Districts as approved by the Board of Supervisors through the budget, through development pass-through contracts, through tax increment allocation pledge agreements and ordinances, and as mandated by State law.

The Controller is authorized to adjust the budget to conform to assumptions in final approved property tax rates and to make debt service payments for approved general obligation bonds accordingly.

The Controller is authorized and directed to recover costs from the levy, collection and administration of property taxes. The tax rate for the City's General Obligation Bond Fund, approved annually by resolution of the Board of Supervisors, includes a collection fee of 0.25% of the fund collected for the purpose of the General Obligation Bond debt service. An amount sufficient to pay this fee is hereby appropriated within the General Obligation Bond Fund and the Controller is hereby authorized to pay this fee into the General Fund from the General Obligation Bond Fund.

SECTION 12.4 New Project Reserves.
Where this Board has set aside a portion of the General Reserve for a new project or program approved by a supplemental appropriation, any funds not required for the approved supplemental appropriation shall be returned to the General Fund General Reserve by the Controller.

SECTION 12.5 Aid Payments.
Aid paid from funds herein provided and refunded during the fiscal year hereof shall be credited to, and made available in, the appropriation from which said aid was provided.

SECTION 12.6 Department of Public Health Transfer Payments, Indigent Health Revenues, and Realignment Funding to Offset for Low Income Health Programs.
To more accurately reflect the total net budget of the Department of Public Health, this ordinance shows net revenues received from certain State and Federal health programs. Funds necessary to participate in such programs that require transfer payments are hereby appropriated. The Controller is authorized to defer surplus transfer payments, indigent health revenues, and Realignment funding to offset future reductions or audit adjustments associated with funding allocations for health services for low income individuals.

SECTION 12.7 Municipal Transportation Agency.
Consistent with the provisions of Proposition E and Proposition A creating the Municipal Transportation Agency and including the Parking and Traffic function as a part of the Municipal Transportation Agency, the Controller is authorized to make such transfers and reclassification of accounts necessary to properly reflect the provision of central services to the Municipal Transportation Agency in the books and accounts of the City. No change can increase or decrease the overall level of the City's budget.

SECTION 12.8 Treasure Island Authority.
Should the Treasure Island property be conveyed and deed transferred from the Federal Government, the Controller is hereby authorized to make budgetary adjustments necessary to ensure that there is no General Fund impact from this conveyance, and that expenditures of special assessment revenues conform to governmental accounting standards and requirements of the special assessment as adopted by voters and approved by the Board of Supervisors.

SECTION 12.9 Hetch Hetchy Power Stabilization Fund.
Hetch Hetchy has entered into a long-term agreement to purchase a fixed amount of power. Any excess power from this contract will be sold back to the power market.

To limit Hetch Hetchy's risk from adverse market conditions in the future years of the contract, the Controller is authorized to establish a power stabilization account that reserves any excess revenues from power sales in the early years of the contract. These funds may be used to offset potential losses in the later years of the contract. The balance in this fund may be reviewed and adjusted annually.

The power purchase amount reflected in the Public Utility Commission's expenditure budget is the net amount of the cost of power purchased for Hetch Hetchy use. Power purchase appropriations may be increased by the Controller to reflect the pass through costs of power purchased for resale under long-term fixed contracts previously approved by the Board of Supervisors.

SECTION 12.10 Closure of Special Funds, Projects, and Accounts
In accordance with Administrative Code Section 10.100-1(d), if there has been no expenditure activity for the past two fiscal years, a special fund or project can be closed and repealed. The Controller is hereby authorized and directed to reconcile and balance funds, projects and accounts. The Controller is directed to create a clearing account for the purpose of balancing surpluses and deficits in such funds, projects and accounts, and funding administrative costs incurred to perform such reconciliations.

SECTION 12.11 Charter-Mandated Baseline Appropriations.
The Controller is authorized to increase or reduce budgetary appropriations as required by the Charter for baseline allocations to align allocations to the amounts required by formula based on actual revenues received during the fiscal year. Departments must obtain Board of Supervisors' approval prior to any expenditure supported by increasing baseline allocations as required under the Charter and the Municipal Code.

SECTION 12.12 Parking Tax Allocation.
The Controller is authorized to increase or decrease final budgetary allocation of parking tax in-lieu transfers to reflect actual collections to the Municipal Transportation Agency. The Municipal Transportation Agency must obtain Board of Supervisors' approval prior to any expenditure supported by allocations that accrue to the Agency that are greater than those already appropriated in the Annual Appropriation Ordinance.

SECTION 12.13 Former Redevelopment Agency Funds.
Pursuant to Board of Supervisors Ordinance 215-12, the Successor Agency to the San Francisco Redevelopment Agency (also known as the Office of Community Investment and Infrastructure, or OCII) is a separate legal entity from the City and its budget is subject to separate approval by resolution of the Board of Supervisors. The Controller is authorized to transfer funds and appropriation authority between and within accounts related to former San Francisco Redevelopment Agency (SFRA) fund balances to serve the accounting requirements of the OCII, the Port, the Mayor's Office of Housing and the City Administrator's office and to comply with State requirements and applicable bond covenants.

The Purchaser is authorized to allow the OCII and departments to follow applicable contracting and purchasing procedures of the former SFRA and waive inconsistent provisions of the San Francisco Administrative Code when managing contracts and purchasing transactions related to programs formerly administered by the SFRA.

If during the course of the budget period, the OCII requests departments to provide additional services beyond budgeted amounts and the Controller determines that the

Successor Agency has sufficient additional funds available to reimburse departments for such additional services, the departmental expenditure authority to provide such services is hereby appropriated.

When 100% of property tax increment revenues for a redevelopment project area are pledged based on an agreement that constitutes an enforceable obligation, the Controller will increase or decrease appropriations to match actual revenues realized for the project area.

The Mayor's Office of Housing and Community Development is authorized to act as the fiscal agent for the Public Initiatives Development Corporation (PIDC) and receive and disburse PIDC funds as authorized by the PIDC bylaws and the PIDC Board of Directors.

SECTION 12.14 CleanPowerSF.
CleanPowerSF customer payments and all other associated revenues deposited in the CleanPowerSF special revenue fund are hereby appropriated in the amounts actually received by the City and County in each fiscal year. The Controller is authorized to disburse the revenues appropriated by this section as well as those appropriated yet unspent from prior fiscal years to pay power purchase obligations and other operating costs as provided in the program plans and annual budgets, as approved by the Board of Supervisors for the purposes authorized therein.

SECTION 14. Departments.
The term department as used in this ordinance shall mean department, bureau, office, utility, agency, board or commission, as the case may be. The term department head as used herein shall be the chief executive duly appointed and acting as provided in the Charter. When one or more departments are reorganized or consolidated, the former entities may be displayed as separate units, if, in the opinion of the Controller, this will facilitate accounting or reporting.

(a) The Public Utilities Commission shall be considered one entity for budget purposes and for disbursement of funds within each of the enterprises. The entity shall retain its enterprises, including Water, Hetch Hetchy, Wastewater, and the Public Utilities Commission, as separate utility fund enterprises under the jurisdiction of the Public Utilities Commission and with the authority provided by the Charter. This section shall not be construed as a merger or completion of the Hetch Hetchy Project, which shall not be deemed completed until a specific finding of completion has been made by the Public Utilities Commission. The consolidated agency will be recognized for purposes of determining employee seniority, position transfers, budgetary authority and transfers or reappropriation of funds.

(b) There shall be a General Services Agency, headed by the City Administrator, including the Department of Public Works, the Department of Telecommunication and Information Services, and the Department of Administrative Services.

The City Administrator shall be considered one entity for budget purposes and for disbursement of funds. This budgetary structure does not affect the separate legal status

of the departments placed within the entity: Administrative Services, Medical Examiner, Convention and Facilities Management, and Animal Care and Control. Each of these departments shall retain the duties and responsibilities of departments as provided in the Charter and the Administrative Code, including but not limited to appointing and contracting authority.

(c) There shall be a Human Services Agency, which shall be considered one entity for budget purposes and for disbursement of funds. Within the Human Services Agency shall be two departments: (1) the Department of Human Services, under the Human Services Commission, and (2) the Department of Aging and Adult Services ("DAAS"), under the Aging and Adult Services Commission, includes Adult Protective Services, the Public Administrator/Public Guardian, the Mental Health Conservator, the Department of Aging and Adult Services, the County Veterans' Service Officer, and the In-Home Supportive Services Program. This budgetary structure does not affect the legal status or structure of the two departments, unless reorganized under Charter Section 4.132. The Human Resources Director and the Controller are authorized to transfer employees, positions, and funding in order to effectuate the transfer of the program from one department to the other. The consolidated agency will be recognized for purposes of determining employee seniority, position transfers, budgetary authority and transfers or reappropriation of funds.

The departments within the Human Services Agency shall coordinate with each other and with the Aging and Adult Services Commission to improve delivery of services, increase administrative efficiencies and eliminate duplication of efforts. To this end, they may share staff and facilities. The Aging and Adult Services Commission shall remain the Area Agency on Aging. This coordination is not intended to diminish the authority of the Aging and Adult Services Commission over matters under the jurisdiction of the Commission.

The Director of the Aging and Adult Services Commission also may serve as the department head for DAAS, and/or as a deputy director for the Department of Human Services, but shall receive no additional compensation by virtue of an additional appointment. If an additional appointment is made, it shall not diminish the authority of the Aging and Adult Services Commission over matters under the jurisdiction of the Commission.

SECTION 15. Travel Reimbursement and Cell Phone Stipends.
The Controller shall establish rules for the payment of all amounts payable for travel for officers and employees, and for the presentation of such vouchers as the Controller shall deem proper in connection with expenditures made pursuant to said Section. No allowance shall be made for traveling expenses provided for in this ordinance unless funds have been appropriated or set aside for such expenses in accordance with the provisions of the Charter.

The Controller may advance the sums necessary for traveling expenses, but proper account and return must be made of said sums so advanced by the person receiving the same within ten days after said person returns to duty in the City and County of San Francisco, and failure on the part of the person involved to make such accounting shall be

sufficient cause for the Controller to withhold from such persons pay check or checks in a sum equivalent to the amount to be accounted.

In consultation with the Human Resources Director, the Controller shall establish rules and parameters for the payment of monthly stipends to officers and employees who use their own cells phones to maintain continuous communication with their workplace, and who participate in a Citywide program that reduces costs of City-owned cell phones.

SECTION 16. Contributed Revenue Reserve and Audit and Adjustment Reserve.
The Controller is hereby authorized to establish a Contributed Revenue and Adjustment Reserve to accumulate receipts in excess of those estimated revenues or unexpended appropriations stated herein. Said reserve is established for the purpose of funding the budget of the subsequent year, and the receipts in this reserve are hereby appropriated for said purpose. The Controller is authorized to maintain an Audit and Adjustment Reserve to offset audit adjustments, and to balance expenditure accounts to conform to year-end balancing and year-end close requirements.

SECTION 17. Airport Service Payment.
The moneys received from the Airport's revenue fund as the Annual Service Payment provided in the Airline-Airport Lease and Use Agreement are in satisfaction of all obligations of the Airport Commission for indirect services provided by the City and County of San Francisco to the Commission and San Francisco International Airport and constitute the total transfer to the City's General Fund.

The Controller is hereby authorized and directed to transfer to the City's General Fund from the Airport revenue fund with the approval of the Airport Commission funds that constitute the annual service payment provided in the Airline - Airport Lease and Use Agreement in addition to the amount stated in the Annual Appropriation Ordinance.

On the last business day of the fiscal year, unless otherwise directed by the Airport Commission, the Controller is hereby authorized and directed to transfer all moneys remaining in the Airport's Contingency Account to the Airport's Revenue Fund. The Controller is further authorized and directed to return such amounts as were transferred from the Contingency Account, back to the Contingency Account from the Revenue Fund Unappropriated Surplus on the first business day of the succeeding fiscal year, unless otherwise directed by the Airport Commission.

SECTION 18. Pooled Cash, Investments.
The Treasurer and Controller are hereby authorized to transfer available fund balances within pooled cash accounts to meet the cash management of the City, provided that special and non-subsidized enterprise funds shall be credited interest earnings on any funds temporarily borrowed therefrom at the rate of interest earned on the City Pooled Cash Fund. No such cash transfers shall be allowed where the investment of said funds in investments such as the pooled funds of the City and County is restricted by law.

SECTION 19. Matching Funds for Federal or State Programs.

Funds contributed to meet operating deficits and/or to provide matching funds for federal or State aid (e.g. Medicaid under SB 855 or similar legislation for Zuckerberg San Francisco General Hospital) are specifically deemed to be made exclusively from local property and business tax sources.

SECTION 20. Advance Funding of Bond Projects – City Departments.
Whenever the City and County has authorized appropriations for the advance funding of projects which may at a future time be funded from the proceeds of general obligation, revenue, or lease revenue bond issues or other legal obligations of the City and County, the Controller shall recover from bond proceeds or other available sources, when they become available, the amount of any interest earnings foregone by the General Fund as a result of such cash advance to disbursements made pursuant to said appropriations. The Controller shall use the monthly rate of return earned by the Treasurer on City Pooled Cash Fund during the period or periods covered by the advance as the basis for computing the amount of interest foregone which is to be credited to the General Fund.

SECTION 21. Advance Funding of Projects – Transportation Authority.
Whenever the San Francisco County Transportation Authority requests advance funding of the costs of administration or the costs of projects specified in the City and County of San Francisco Transportation Expenditure Plan which will be funded from proceeds of the transactions and use tax as set forth in Article 14 of the Business and Tax Regulations Code of the City and County of San Francisco, the Controller is hereby authorized to make such advance. The Controller shall recover from the proceeds of the transactions and use tax when they become available, the amount of the advance and any interest earnings foregone by the City and County General Fund as a result of such cash advance funding. The Controller shall use the monthly rate of return earned by the Treasurer on General City Pooled Cash funds during the period or periods covered by the advance as the basis for computing the amount of interest foregone which is to be credited to the General Fund.

SECTION 22. Controller to Make Adjustments, Correct Clerical Errors.
The Controller is hereby authorized and directed to adjust interdepartmental appropriations, make transfers to correct objects of expenditures classifications and to correct clerical or computational errors as may be ascertained by the Controller to exist in this ordinance. The Controller shall file with the Clerk of the Board a list of such adjustments, transfers and corrections made pursuant to this Section.

The Controller is hereby authorized to make the necessary transfers to correct objects of expenditure classifications, and corrections in classifications made necessary by changes in the proposed method of expenditure.

SECTION 22.1 Controller to Implement New Financial and Interfacing Subsystems.
In order to further the implementation and adoption of the Financial and Procurement System’s modules, the Controller shall have the authority to reclassify departments' appropriations to conform to the accounting and project costing structures established in the new system, as well as reclassify contract authority utilized (expended) balances and unutilized (available) balances to reflect actual spending.

SECTION 23. Transfer of State Revenues.
The Controller is authorized to transfer revenues among City departments to comply with provisions in the State budget.

SECTION 24. Use of Permit Revenues from the Department of Building Inspection.
Permit revenue funds from the Department of Building Inspection that are transferred to other departments as shown in this budget shall be used only to fund the planning, regulatory, enforcement and building design activities that have a demonstrated nexus with the projects that produce the fee revenues.

SECTION 25. Board of Supervisors Official Advertising Charges.
The Board of Supervisors is authorized to collect funds from enterprise departments to place official advertising. The funds collected are automatically appropriated in the budget of the Board of Supervisors as they are received.

SECTION 26. Work Order Appropriations.
The Board of Supervisors directs the Controller to establish work orders pursuant to Board-approved appropriations, including positions needed to perform work order services, and corresponding recoveries for services that are fully cost covered, including but not limited to services provided by one City department to another City department, as well as services provided by City departments to external agencies, including but not limited to the Office of Community Investment and Infrastructure, the Treasure Island Development Authority, the School District, and the Community College. Revenues for services from external agencies shall be appropriated by the Controller in accordance with the terms and conditions established to perform the service.

It is the policy of the Mayor and the Board of Supervisors to allocate costs associated with the replacement of the City's financial and purchasing system to all City Departments proportional to the departments' costs and financial requirements. In order to minimize new General Fund appropriations to complete the project, the Controller is authorized and directed to work with departments to identify efficiencies and savings in their financial and administrative operations to be applied to offset their share of the costs of this project, and is authorized to apply said savings to the project.

SECTION 26.1 Property Tax System
In order to minimize new appropriations to the property tax system replacement project, the Controller is authorized and directed to apply operational savings from the offices of the Tax Collector, Assessor, and Controller to the project. No later than June 1, 2018 the Controller shall report to the Budget and Legislative Analyst's Office and Budget and Finance Committee on the specific amount of operational savings, including details on the source of such savings, in the budgets of Tax Collector, Assessor, and Controller that are re-allocated to the Property Tax System Replacement Project

SECTION 27. Revenue Reserves and Deferrals.
The Controller is authorized to establish fee reserve allocations for a given program to the extent that the cost of service exceeds the revenue received in a given fiscal year,

including establishment of deferred revenue or reserve accounts. In order to maintain balance between budgeted revenues and expenditures, revenues realized in the fiscal year preceding the year in which they are appropriated shall be considered reserved for the purposes for which they are appropriated.

SECTION 28. Close-Out of Reserved Appropriations.
On an annual basis, the Controller shall report the status of all reserves, their remaining balances, and departments' explanations of why funding has not been requested for release. Continuation of reserves will be subject to consideration and action by the Budget and Finance Committee or Budget and Appropriations Committee. The Controller shall close out reserved appropriations that are no longer required by the department for the purposes for which they were appropriated.

SECTION 28.1. Reserves Placed on Expenditures by Controller.
Consistent with Charter Section 3.105(d), the Controller is authorized to reserve expenditures in the City's budget equal to uncertain revenues, as deemed appropriate by the Controller. The Controller is authorized to remove, transfer, and update reserves to expenditures in the budget as revenue estimates are updated and received in order to maintain City operations.

SECTION 29. Appropriation Control of Capital Improvement Projects and Equipment.
Unless otherwise exempted in another section of the Administrative Code or Annual Appropriation Ordinance, and in accordance with Administrative Code Section 3.18, departments may transfer funds from one Board-approved capital project to another Board-approved capital project. The Controller shall approve transfers only if they do not materially change the size or scope of the original project. Annually, the Controller shall report to the Board of Supervisors on transfers of funds that exceed 10% of the original appropriation to which the transfer is made.

The Controller is authorized to approve substitutions within equipment items purchased to equip capital facilities providing that the total cost is within the Board-approved capital project appropriation.

The Controller is authorized to transfer approved appropriations between departments to correctly account for capitalization of fixed assets.

SECTION 30. Business Improvement Districts.
Proceeds from all special assessments levied on real property included in the property-based business improvement districts in the City and County of San Francisco are hereby appropriated in the respective amounts actually received by the City and County in such fiscal year for each such district.

The Controller is authorized to disburse the assessment revenues appropriated by this section to the respective Owners' Associations (as defined in Section 36614.5 of the Streets and Highways Code) for such districts as provided in the management district plans, resolutions establishing the districts, annual budgets and management agreements, as approved by the Board of Supervisors for each such district, for the

purposes authorized therein. The Tourism Improvement District and Moscone Expansion Business Improvement District assessments are levied on gross hotel room revenue and are collected and distributed by the Tax Collector's Office.

SECTION 31. Infrastructure Financing and Infrastructure Revitalization Financing Districts.

Pursuant to California Government Code Section 53395 et seq. (IFD Law), the Board of Supervisors has formed Infrastructure Financing (IFD) and Infrastructure Revitalization Financing (IRFD) Districts within the City and County of San Francisco. The Board of Supervisors hereby authorizes the Controller to transfer funds and appropriation authority between and within accounts related to City and County of San Francisco IFDs and IRFDs to serve accounting and State requirements, the latest approved Infrastructure Financing Plan for a District, and applicable bond covenants.

When 100% of the portion of property tax increment normally appropriated to the City and County of San Francisco's General Fund or Special Revenue Fund or to the County's Educational Revenue Augmentation Fund (ERAF) is instead pledged, based on Board of Supervisors Ordinance, the Controller may increase or decrease appropriations to match actual revenues realized for the IFD or IRFD. Any increases to appropriations would be consistent with the Financing Plan previously approved by the Board of Supervisors.

IFD/IRFD No / Title	Ordinance	Estimated Tax Increment	
		FY 2020-21	FY 2021-22
IFD 2 Port Infrastructure Financing District Subproject Area Pier 70 G-1 Historic Core	27-16	$ 733,000	$ 749,000
IFD 2 Port Infrastructure Financing District Subproject Areas Pier 70 G-2, G-3, and G-4	220-18	$ -	$ -
IFD 2 Port Infrastructure Financing District Subproject Area I (Mission Rock)	34-18	$ -	$ 360,000
IRFD 1 Treasure Island Infrastructure and Revitalization Financing District	21-17	$ 2,931,000	$ 4,475,000
IRFD 2 Hoedown Yard Infrastructure and Revitalization Financing District	348-18	$ -	$ -

SECTION 32. COVID-19 Response and Economic Loss Contingency Reserve

Five hundred and seven million dollars ($507,000,000) of unassigned fund balance from fiscal year 2019-20 is hereby assigned to a budget contingency reserve for the purpose of managing costs related to the coronavirus public health emergency and revenue shortfalls caused by the effect of the pandemic on the state and local tax bases, as well as mitigating uncertainty around future funding from the Federal Emergency Management Agency (FEMA) and voter approval of November 2020 business tax measures assumed in the fiscal year 2020-21 and 2021-22 proposed budget. This consolidated reserve is comprised of unassigned fund balance reserved for other contingencies of three hundred and eight million ($308,000,000) and the available balances of the Rainy Day One Time Spending Account, the Budget Stabilization Reserve One Time Spending Account, and the Budget Savings Incentive Fund. This assignment shall not be included in the

calculations of deposits to the Budget Stabilization Reserve described in Administrative Code Section 10.60 (c).

SECTION 33. Federal, State and Local Match Sources & Uses Accounting for COVID-19 Emergency.
The Controller is authorized to adjust federal and state sources appropriations to reflect eligible costs by authorized spending category, to ensure cost reimbursement recovery revenues are maximized, and to align eligible costs to the appropriate federal or state fund, provided there is no net increase or decrease to COVID-19 emergency response revenues or expenditures. Adjustments may be made across fiscal years 2019-20 and 2020-21, and any balances available on June 30, 2020 are assigned for COVID-19 emergency response uses in fiscal year 2020-21.

SECTION 33.1 Emergency Transfers of Funds.
The Controller shall each month report any transfer of appropriated or unappropriated funds adopted pursuant to the Mayor's COVID-19 Emergency Order.

SECTION 34. Transbay Joint Powers Authority Financing.
Sources received for purposes of payment of debt service for the approved and issued Transbay Community Facilities District special tax bonds and the approved and drawn City bridge loan to the Transbay Joint Powers Authority are hereby appropriated.

SECTION 35. Administration of Appropriation Advances to Contested Taxes.
Revenue collected pursuant to three contested taxes approved by voters in 2018 (June 2018 Prop C Early Care and Education Commercial Rents Tax ordinance, June 2018 Prop G Living Wage for Educators Parcel Tax, and November 2018 Prop C Homelessness Gross Receipts Tax ordinance) will not be available for appropriation until the conclusion of litigation. General Fund appropriations in the budget for legally eligible expenditures for each of these measures shall be treated as advances to address the policy goals of these measures pending the outcome of this litigation. Should the City prevail in litigation, the General Fund will be reimbursed for these advances. The Controller is authorized to recategorize appropriations to facilitate the administration of this section.

Measures proposed for the November 2020 ballot would amend the Business and Tax Regulations Code to increase the gross receipts tax on certain taxpayers and impose a new general tax on the gross receipts from the lease of certain commercial space if the contested 2018 tax measures are struck down. Should voters approve these measures, the Controller is authorized to recategorize appropriations to facilitate the administration of this section, and is also directed to establish a Business Tax Stabilization Account for the purpose of equalizing the benefit of the advance repayment assumed in the budget year over future fiscal years.

SECTION 36. Equity Investment Report.
The Human Rights Commission shall submit a report to the Mayor and Board of Supervisors detailing the final investment plan for various appropriated equity investments following the completion of a community-driven planning process.

STATEMENT OF BOND REDEMPTION

AND INTEREST

CITY AND COUNTY OF SAN FRANCISCO
Statement of Bond Redemption and Interest
Fiscal Years 2020-2021 and 2021-2022

Summary

	FY 2020-2021				FY 2021-2022			
	Principal	**Interest**	**Adm Expense**	**Total**	**Principal**	**Interest**	**Adm Expense**	**Total**
GENERAL OBLIGATION BONDS								
CITY AND COUNTY OF SAN FRANCISCO	$ 248,360,457	$ 132,866,380	$ 1,000	$ 381,227,837	$ 165,093,401	$ 129,643,727	$ 500	$ 294,737,628
SAN FRANCISCO COMMUNITY COLLEGE DISTR	46,820,000	22,239,650	-	69,059,650	46,570,000	19,908,050	-	66,478,050
SAN FRANCISCO UNIFIED SCHOOL DISTRICT	88,995,000	43,065,441	-	132,060,441	82,720,000	39,507,389	-	122,227,389
BAY AREA RAPID TRANSIT DISTRICT	10,350,226	11,887,793	-	22,238,019	10,816,437	11,435,305	-	22,251,742
SUB-TOTAL GENERAL OBLIGATIONS - FROM AD VALOREM PROPERTY TAXES	**$ 394,525,683**	**$ 210,059,264**	**$ 1,000**	**$ 604,585,947**	**$ 305,199,838**	**$ 200,494,471**	**$ 500**	**$ 505,694,809**
OTHER DEBTS - GOVERNMENTAL ACTIVITIES	$ 49,640,710	$ 42,990,968	$ -	$ 92,631,678	$ 45,027,385	$ 54,385,084	$ -	$ 99,412,469
ADD FISCAL CHARGES	-	4,145,811	-	4,145,811	-	4,258,108	-	4,258,108
SUB-TOTAL OTHER DEBTS - GOVERNMENTAL ACTIVITIES	**$ 49,640,710**	**$ 47,136,779**	$ -	**$ 96,777,489**	**$ 45,027,385**	**$ 58,643,192**	$ -	**$ 103,670,577**
PUBLIC SERVICE ENTERPRISE - REV BONDS, CERTICATES OF PARTICIPATION AND LOANS	**$ 377,524,061**	**$ 606,481,673**	$ -	**$ 984,005,734**	**$ 425,985,084**	**$ 725,496,714**	$ -	**$ 1,151,481,798**
TOTAL DEBT PAYMENTS	**$ 821,690,454**	**$ 863,677,716**	**$ 1,000**	**$ 1,685,369,170**	**$ 776,212,306**	**$ 984,634,377**	**$ 500**	**$ 1,760,847,184**

CITY AND COUNTY OF SAN FRANCISCO
Statement of Bond Redemption and Interest
General Obligation
Fiscal Years 2020-2021 and 2021-2022

	FY 2020-2021				FY 2021-2022			
	Principal	Interest	Adm Expense	Total	Principal	Interest	Adm Expense	Total
GENERAL CITY								
1992 UMB Program - Seismic Safety, Series 2007A - Drawdown 1-7	$ 1,580,457	$ 830,296	$ -	$ 2,410,753	$ 1,658,401	$ 752,353	$ -	$ 2,410,753
2016 Affordable Housing Series 2019A	920,000	2,830,543	-	3,750,543	940,000	2,807,120	-	3,747,120
2008 Clean and Safe Neighborhood Parks, BAB Series 2010D (1)	2,820,000	1,830,893	-	4,650,893	2,905,000	1,698,353	-	4,603,353
2008 Clean and Safe Neighborhood Parks, Series 2016A	355,000	219,750	-	574,750	375,000	202,000	-	577,000
2012 Clean and Safe Neighborhood Parks, Series 2013A	2,095,000	1,671,500	-	3,766,500	2,200,000	1,566,750	-	3,766,750
2012 Clean and Safe Neighborhood Parks, Series 2016B	1,155,000	713,400	-	1,868,400	1,210,000	655,650	-	1,865,650
2012 Clean and Safe Neighborhood Parks, Series 2018A	1,800,000	1,577,213	-	3,377,213	1,885,000	1,487,213	-	3,372,213
2008 San Francisco General Hospital Improvement, BAB Series 2010C (1)	13,740,000	8,927,337	-	22,667,337	14,160,000	8,281,557	-	22,441,557
2008 San Francisco General Hospital Improvement, Series 2012D	8,880,000	6,176,500	-	15,056,500	9,320,000	5,732,500	-	15,052,500
2008 San Francisco General Hospital Improvement, Series 2014A	8,480,000	6,225,863	-	14,705,863	8,905,000	5,801,863	-	14,706,863
2010 Earthquake Safety & Emergency Response Series 2012E	1,705,000	1,186,200	-	2,891,200	1,790,000	1,100,950	-	2,890,950
2010 Earthquake Safety & Emergency Response Series 2013B	905,000	720,700	-	1,625,700	950,000	675,450	-	1,625,450
2010 Earthquake Safety & Emergency Response Series 2014C	2,015,000	1,584,063	-	3,599,063	2,115,000	1,483,313	-	3,598,313
2010 Earthquake Safety & Emergency Response Series 2016C	1,035,000	692,325	-	1,727,325	1,085,000	640,575	-	1,725,575
2014 Earthquake Safety & Emergency Response Series 2014D	3,690,000	2,901,313	-	6,591,313	3,875,000	2,716,813	-	6,591,813
2014 Earthquake Safety & Emergency Response Series 2016D	3,485,000	2,335,263	-	5,820,263	3,660,000	2,161,013	-	5,821,013
2014 Earthquake Safety & Emergency Response Series 2018C	5,100,000	5,051,900	-	10,151,900	5,355,000	4,796,900	-	10,151,900
2011 Road Repaving and Street Safety, Series 2013C	3,770,000	3,007,950	-	6,777,950	3,960,000	2,819,450	-	6,779,450
2011 Road Repaving and Street Safety, Series 2016E	1,805,000	1,211,650	-	3,016,650	1,900,000	1,121,400	-	3,021,400
2014 Transportation & Road Improvements Series 2015B	1,980,000	1,471,131	-	3,451,131	2,080,000	1,372,131	-	3,452,131
2014 Transportation & Road Improvements Series 2018B	4,085,000	3,586,588	-	7,671,588	4,290,000	3,382,338	-	7,672,338
2015 Affordable Housing Series 2016F	2,400,000	1,234,180	-	3,634,180	2,450,000	1,186,180	-	3,636,180
2015 Affordable Housing Series 2018D	4,000,000	3,696,943	-	7,696,943	4,110,000	3,566,943	-	7,676,943
2015 Affordable Housing, Series 2019C	1,105,000	557,655	-	1,662,655	1,130,000	535,555	-	1,665,555
2016 Public Health and Safety, Series 2017A	4,990,000	4,532,550	-	9,522,550	5,240,000	4,283,050	-	9,523,050
2016 Public Health and Safety, Series 2018E	1,295,000	1,303,438	-	2,598,438	1,380,000	1,238,688	-	2,618,688
General Obligation Bond Refunding, Series 2011 R1 (3)	26,635,000	5,833,900	-	32,468,900	21,365,000	4,502,150	-	25,867,150
General Obligation Bond Refunding, Series 2015 R1 (3)	12,030,000	10,401,250	-	22,431,250	21,760,000	9,799,750	-	31,559,750
General Obligation Bond Refunding, Series 2020 R1	13,305,000	10,505,763	500	23,811,263	13,175,000	8,837,450	500	22,012,950
2018 Seawall Earthquake Safety, Series 2020A	9,475,000	71,063	500	9,546,563	-	-	-	-
2014 Transportation & Road Improvement, Series 2020B (estimated) - $140M	25,000,000	6,626,667	-	31,626,667	3,405,000	6,900,000	-	10,305,000
2016 Public Health and Safety, Series 2020C (estimated) - $126.8M	25,000,000	6,001,630	-	31,001,630	3,015,000	6,107,700	-	9,122,700
2020 Earthquake Safety & Emergency Response, Series 2020D (estimated) - $1	25,000,000	11,833,333	-	36,833,333	6,665,000	13,500,000	-	20,165,000
2019 Affordable Housing, Series 2020E (estimated) - $200M	25,000,000	10,255,556	-	35,255,556	4,925,000	11,375,000	-	16,300,000
1992 SSLP/2016 PASS Program, Series 2020F (estimated) - $102.58M	1,725,000	5,260,074	-	6,985,074	1,855,000	6,555,575	-	8,410,575
TOTAL BEFORE OFFSET FOR FEDERAL SUBSIDY, NET BID PREMIUM, TOBACCO SETTTLEMENT REVENUE & SB 1128 SINKING FUND	$ 248,360,457	$ 132,866,380	$ 1,000	$ 381,227,837	$ 165,093,401	$ 129,643,727	$ 500	$ 294,737,628
FEDERAL SUBSIDY, NET BID PREMIUM, TSR & SB 1128 REIMBURSEM								
2008 San Francisco General Hospital Improvement, BAB Series 2010C (1)	-	(2,940,218)	-	(2,940,218)	-	(2,727,531)	-	(2,727,531)
2008 Clean and Safe Neighborhood Parks, BAB Series 2010D (1)	-	(603,004)	-	(603,004)	-	(559,352)	-	(559,352)
Tobacco Settlement Revenue Reimbursement (2)	(9,225,000)	(6,597,650)	-	(15,822,650)	(12,270,000)	(3,831,679)	-	(16,101,679)
SB 1128 Reimbursement (2)	-	-	-	-	-	(2,304,721)	-	(2,304,721)
PASS Loan Repayments	(583,861)	-	-	(583,861)	-	-	-	-
GENERAL CITY, NET OF FEDERAL SUBSIDY, BID PREMIUM, TSR & SB 1128 SINKING FUND	$ 238,551,596	$ 122,725,507	$ 1,000	$ 361,278,103	$ 152,823,401	$ 120,220,444	$ 500	$ 273,044,345

CITY AND COUNTY OF SAN FRANCISCO
Statement of Bond Redemption and Interest
General Obligation
Fiscal Years 2020-2021 and 2021-2022

	FY 2020-2021				FY 2021-2022			
	Principal	Interest	Adm Expense	Total	Principal	Interest	Adm Expense	Total
OUTSIDE CITY BUDGET								
SAN FRANCISCO COMMUNITY COLLEGE DISTRICT (SFCCD), PROP 39								
2005 Community College District, 2010 Series D	$ 1,510,000	$ 1,425,300	$ -	$ 2,935,300	$ 1,590,000	$ 1,349,800	$ -	$ 2,939,800
2015 Community College District Refunding Bonds	16,545,000	8,314,350	-	24,859,350	17,325,000	7,496,500	-	24,821,500
2020 Community College District, 2020 Series A (estimated)	28,765,000	12,500,000	-	41,265,000	27,655,000	11,061,750	-	38,716,750
TOTAL SF COMMUNITY COLLEGE DISTRICT	$ 46,820,000	$ 22,239,650	$ -	$ 69,059,650	$ 46,570,000	$ 19,908,050	$ -	$ 66,478,050
FEDERAL SUBSIDY AND NET BID PREMIUM								
2020 Community College District, 2020 Series A (estimated premium)	-	(12,500,000)	-	(12,500,000)	-	(8,799,851)	-	(8,799,851)
SF COMMUNITY COLLEGE DISTRICT, NET FEDERAL SUBSIDY	$ 46,820,000	$ 9,739,650	$ -	$ 56,559,650	$ 46,570,000	$ 11,108,199	$ -	$ 57,678,199
SAN FRANCISCO UNIFIED SCHOOL DISTRICT (SFUSD) PROP 39								
2006 Unified School District, 2007 Series A	$ -	$ 834,600	$ -	$ 834,600	$ -	$ 834,600	$ -	$ 834,600
2006 Unified School District, 2010 Series C (QSCBs) (1)	-	742,969	-	742,969	-	742,969	-	742,969
2006 Unified School District, 2010 Series D (BABs) (1)	-	4,150,420	-	4,150,420	-	4,150,420	-	4,150,420
2006 Unified School District, 2010 Series E	9,255,000	1,458,750	-	10,713,750	9,715,000	996,000	-	10,711,000
2006 Unified School District, 2015 Series F	610,000	506,763	-	1,116,763	640,000	476,263	-	1,116,263
2011 Unified School District, 2012 Series A	5,330,000	3,452,350	-	8,782,350	5,545,000	3,239,150	-	8,784,150
2011 Unified School District, 2014 Series B	8,890,000	6,524,263	-	15,414,263	9,330,000	6,079,763	-	15,409,763
2012 General Obligation Refunding Bonds	9,740,000	1,968,400	-	11,708,400	10,125,000	1,578,800	-	11,703,800
2011 Unified School District, 2015 Series C	8,580,000	7,124,063	-	15,704,063	9,010,000	6,695,063	-	15,705,063
2015 General Obligation Refunding Bonds	8,430,000	1,649,050	-	10,079,050	8,850,000	1,227,550	-	10,077,550
2016 Unified School District, Series A	5,650,000	5,469,813	-	11,119,813	5,815,000	5,300,313	-	11,115,313
2017 General Obligation Refunding Bonds	10,110,000	2,164,000	-	12,274,000	10,590,000	1,658,500	-	12,248,500
2016 Unified School District, Series B (estimated)	22,400,000	7,020,000	-	29,420,000	13,100,000	6,528,000	-	19,628,000
TOTAL SF UNIFIED SCHOOL DISTRICT BEFORE OFFSET FOR FEDERAL SUBSIDY	$ 88,995,000	$ 43,065,441	$ -	$ 132,060,441	$ 82,720,000	$ 39,507,389	$ -	$ 122,227,389
FEDERAL SUBSIDY AND NET BID PREMIUM								
2006 Unified School District, 2010 Series C (QSCBs) (1)	-	(660,734)	-	(660,734)	-	(660,734)	-	(660,734)
2006 Unified School District, 2010 Series D (BABs) (1)	-	(1,366,941)	-	(1,366,941)	-	(1,366,941)	-	(1,366,941)
SF UNIFIED SCHOOL DISTRICT, NET FEDERAL SUBSIDY	$ 88,995,000	$ 41,037,766	$ -	$ 130,032,766	$ 82,720,000	$ 37,479,714	$ -	$ 120,199,714
BAY AREA RAPID TRANSIT DISTRICT (BART)								
2004 BART Earthquake Safety Bonds 2013 Series C	$ 6,188,356	$ 2,640,745	$ -	$ 8,829,101	$ 6,249,610	$ 2,362,456	$ -	$ 8,612,066
2004 BART Gen Obligation Bonds Refunding 2015 Series D	396,450	4,159,589	-	4,556,039	2,802,371	4,123,636	-	6,926,007
2004 BART Gen Obligation Bonds Refunding 2017 Series E	2,084,338	1,103,142	-	3,187,480	-	1,051,034	-	1,051,034
2016 BART General Obligation Bonds 2017 Series A	1,681,082	3,984,317	-	5,665,399	1,764,456	3,898,179	-	5,662,635
TOTAL BART	$ 10,350,226	$ 11,887,793	$ -	$ 22,238,019	$ 10,816,437	$ 11,435,305	$ -	$ 22,251,742
SUB-TOTAL SFCCD, SFUSD AND BART	$ 146,165,226	$ 77,192,884	$ -	$ 223,358,110	$ 140,106,437	$ 70,850,744	$ -	$ 210,957,181
TOTAL GEN OBLIGATION - GENERAL CITY, SFCCD, SFUSD AND BART (3)	$ 394,525,683	$ 210,059,264	$ 1,000	$ 604,585,947	$ 305,199,838	$ 200,494,471	$ 500	$ 505,694,809

(1) Interest payment will be offset in part by available federal subsidies of interest.

(2) Debt service will be offset by available tobacco settlement revenues and SB 1128 sinking fund. The offset assumes that SB 1128 reimbursement will be available to cover GOBs debt service with respect to Laguna Honda Hospital Series 2008-R3 and Laguna Honda Hospital Series 2005A & 2005I. Series 2005A & 2005I were refunded by GOB Refunding S2011-R1 and Series 2008-R3 by GOB Refunding S2015-R1.

(3) For AAO purpose, the totals in the summary are gross of net bid premium, federal subsidies, tobacco settlement revenue and SB 1128 reimbursements.

CITY AND COUNTY OF SAN FRANCISCO
Statement of Bond Redemption and Interest
Other Debt Service
Fiscal Years 2020-2021 and 2021-2022

	FY 2020-2021					FY 2021-2022				
	Principal	Interest	Total Debt Service	Other Fiscal Charges	Total [4]	Principal	Interest	Total Debt Service	Other Fiscal Charges	Total [4]
CERTIFICATES OF PARTICIPATION										
Refunding Certificate of Participation Series 2010A	$ 5,160,000	$ 4,112,200	$ 9,272,200	$ 184,030	$ 9,456,230	$ 5,370,000	$ 3,901,600	$ 9,271,600	$ 184,030	$ 9,455,630
Moscone Center South Refunding Project, Series 2011A	2,270,000	527,750	2,797,750	457,576	3,255,326	2,380,000	411,500	2,791,500	457,576	3,249,076
Multiple Capital Improvement Projects, Series 2012A	1,525,000	1,317,725	2,842,725	189,762	3,032,487	1,590,000	1,256,725	2,846,725	189,762	3,036,487
Refunding Certificate of Participation Series 2014-R1 (SF Courthouse Proj)	2,230,000	111,500	2,341,500	58,750	2,400,250	-	-	-	-	-
Refunding Certificate of Participation Series 2014-R2 (Juvenile Hall Proj)	1,470,000	923,413	2,393,413	68,021	2,461,434	1,545,000	849,913	2,394,913	68,021	2,462,934
War Memorial Veterans Building Improvement Series 2015A, B	2,750,000	5,029,353	7,779,353	374,474	8,153,827	2,835,000	4,947,450	7,782,450	374,674	8,157,124
Refunding Certificate of Participation Series 2015-R1 (City office Bldgs.)	3,265,000	4,760,125	8,025,125	110,580	8,135,705	3,435,000	4,592,625	8,027,625	110,580	8,138,205
War Memorial Veterans Building Improvement Series 2016A	910,000	388,458	1,298,458	10,500	1,308,958	930,000	368,401	1,298,401	10,500	1,308,901
Hope SF Series 2017A	595,000	995,993	1,590,993	53,996	1,644,989	615,000	975,168	1,590,168	53,996	1,644,164
Moscone Expansion Project Series 2017B	10,810,000	16,383,963	27,193,963	535,553	27,729,516	11,355,000	15,843,463	27,198,463	535,553	27,734,016
Less: MED Assessments	(6,783,128)	-	(6,783,128)	-	(6,783,128)	(11,355,000)	(6,055,795)	(17,410,795)	-	(17,410,795)
Less: MED Rate Stabilization Reserve Fund	(4,026,872)	(8,220,136)	(12,247,008)	-	(12,247,008)	-	(1,362,860)	(1,362,860)	-	(1,362,860)
Net City Contribution:	-	8,163,827	8,163,827	535,553	8,699,380	-	8,424,808	8,424,808	535,553	8,960,361
Refunding Certificate of Participation Series 2019-R1	1,240,000	930,663	2,170,663	153,434	2,324,097	1,300,000	868,663	2,168,663	153,434	2,322,097
49 South Van Ness Project, Series 2019A	2,110,000	3,375,067	5,485,067	357,000	5,842,067	2,215,000	10,019,700	12,234,700	357,000	12,591,700
Proposed COP Animal Care and Control	-	2,604,663	2,604,663	200,000	2,804,663	1,740,000	3,668,275	5,408,275	200,000	5,608,275
Proposed Family Services Center / City Offices	-	1,976,000	1,976,000	200,000	2,176,000	1,670,000	3,850,275	5,520,275	200,000	5,720,275
Proposed HOJ Relocation Projects	-	-	-	-	-	2,555,000	3,226,275	5,781,275	200,000	5,981,275
TOTAL CERTIFICATES OF PARTICIPATION	$ 23,525,000	$ 35,216,736	$ 58,741,736	$ 2,953,676	$ 61,695,412	$ 28,180,000	$ 47,361,376	$ 75,541,376	$ 3,095,126	$ 78,636,502
LOANS AND LEASES										
San Francisco Marina-West Harbor Loan (estimate)	$ 470,965	$ 987,055	$ 1,458,020	$ -	$ 1,458,020	$ 495,401	$ 962,619	$ 1,458,020	$ -	$ 1,458,020
Citywide Emergency Radio Replacement Project	3,354,745	374,127	3,728,872	78,707	3,807,579	3,411,984	316,888	3,728,872	78,707	3,807,579
TOTAL LOANS AND LEASES	$ 3,825,710	$ 1,361,182	$ 5,186,892	$ 78,707	$ 5,265,599	$ 3,907,385	$ 1,279,507	$ 5,186,892	$ 78,707	$ 5,265,599
SAN FRANCISCO FINANCE CORP LEASE REVENUE BONDS										
EMERGENCY COMMUNICATION SYSTEM										
LRB Refinancing Series 2010-R1	$ 1,310,000	$ 235,850	$ 1,545,850	$ 61,000	$ 1,606,850	$ 1,355,000	$ 190,000	$ 1,545,000	$ 61,000	$ 1,606,000
OPEN SPACE FUND (VARIOUS PARK PROJECTS)										
LRB Refunding Open Space Fund Series 2018A	$ 3,010,000	$ 1,454,500	$ 4,464,500	$ 288,815	$ 4,753,315	$ 3,160,000	$ 1,304,000	$ 4,464,000	$ 288,815	$ 4,752,815
MOSCONE CENTER EXPANSION PROJECT										
LR Refunding Bonds Series 2008 -1, 2 Prepayment fee	$ 10,000,000	$ -	$ 10,000,000	$ -	$ 10,000,000	$ -	$ -	$ -	$ -	$ -
LR Refunding Bonds Series 2008 -1, 2	6,800,000	4,230,000	11,030,000	668,421	11,698,421	7,200,000	3,816,000	11,016,000	639,268	11,655,268
TOTAL MOSCONE CENTER EXPANSION LRB	$ 16,800,000	$ 4,230,000	$ 21,030,000	$ 668,421	$ 21,698,421	$ 7,200,000	$ 3,816,000	$ 11,016,000	$ 639,268	$ 11,655,268
LIBRARY PRESERVATION FUND										
LRB Refunding Series 2018B	$ 1,170,000	$ 492,700	$ 1,662,700	$ 95,192	$ 1,757,892	$ 1,225,000	$ 434,200	$ 1,659,200	$ 95,192	$ 1,754,392
TOTAL OTHER DEBT SERVICE	$ 49,640,710	$ 42,990,968	$ 92,631,678	$ 4,145,811	$ 96,777,489	$ 45,027,385	$ 54,385,084	$ 99,412,469	$ 4,258,108	$ 103,670,577

(4) A portion or all debt service payment is payable from non-general fund revenue.

CITY AND COUNTY OF SAN FRANCISCO
Statement of Bond Redemption and Interest
Public Service Enterprise Revenue Bonds, Certificates of Participation and Loans
Fiscal Years 2020-2021 and 2021-2022

	FY 2020-2021			FY 2021-2022		
	Principal	Interest	Total	Principal	Interest	Total
HETCH HETCHY WATER & POWER ENTERPRISE						
2008 Clean Renewable Energy Bonds	$ 421,667	$ -	$ 421,667	$ 421,667	$ -	$ 421,667
2011 Qualified Energy Conservation Bonds	542,159	194,027	736,186	548,672	168,252	716,924
2012 New Clean Renewable Energy Bonds	-	130,369	130,369	-	-	-
2015 New Clean Renewable Energy Bonds	238,708	133,759	372,467	242,028	122,692	364,721
2015 Power Revenue Bonds Series A (Green)	-	1,592,950	1,592,950	-	1,592,950	1,592,950
2015 Power Revenue Bonds Series B	785,000	188,900	973,900	815,000	156,900	971,900
COP 525 Golden Gate Office Space, Series 2009 C	384,441	51,093	435,534	404,368	31,373	435,741
COP 525 Golden Gate Office Space, Series 2009 D	-	812,476	812,476	-	812,476	812,476
Trustee and Arbitrage Computation Fee (COPs 9.72%)	-	340	340	-	340	340
Trustee and Arbitrage Computation Fee (Power Bonds)	-	12,400	12,400	-	11,900	11,900
TOTAL HETCH HETCHY WATER & POWER BEFORE OFFSET	$ 2,371,975	$ 3,116,313	$ 5,488,289	$ 2,431,735	$ 2,896,883	$ 5,328,618
Federal Offsets						
2011 Qualified Energy Conservation Bonds Federal Offset	-	(127,429)	(127,429)	-	(110,502)	(110,502)
2012 New Clean Renewable Energy Bonds Federal Offset	-	(1,881)	(1,881)	-	-	-
2015 New Clean Renewable Energy Bonds Federal Offset	-	(88,107)	(88,107)	-	(80,817)	(80,817)
COP 525 Golden Gate Office Space, Series 2009 Federal Offset	-	(267,589)	(267,589)	-	(267,589)	(267,589)
TOTAL HETCH HETCHY WATER & POWER	$ 2,371,975	$ 2,631,308	$ 5,003,283	$ 2,431,735	$ 2,437,975	$ 4,869,710
LAGUNA HONDA HOSPITAL [5]						
COP Refunding Series 2019-R1	$ 5,780,000	$ 3,463,000	$ 9,243,000	$ 6,070,000	$ 3,174,000	$ 9,244,000
Other Fiscal Charges	-	634,262	634,262	-	634,262	634,262
Total Before Reimbursement offset	$ 5,780,000	$ 4,097,262	$ 9,877,262	$ 6,070,000	$ 3,808,262	$ 9,878,262
SB 1128 Reimbursement offset	(5,780,000)	(1,869,379)	(7,649,379)	(6,070,000)	(1,580,207)	(7,650,207)
TOTAL LAGUNA HONDA HOSPITAL	$ -	$ 2,227,883	$ 2,227,883	$ -	$ 2,228,055	$ 2,228,055
SAN FRANCISCO MUNICIPAL TRANSPORTATION AGENCY						
SFMTA 2012 Series A Revenue Bonds	$ 1,160,000	$ 565,167	$ 1,725,167	$ 1,215,000	$ 506,250	$ 1,721,250
SFMTA 2012 Series B Revenue Bonds	-	1,235,081	1,235,081	-	1,235,081	1,235,081
SFMTA 2013 Series Revenue Bonds	3,200,000	2,734,833	5,934,833	3,330,000	2,594,000	5,924,000
SFMTA 2014 Series Revenue Bonds	1,440,000	3,046,563	4,486,563	1,500,000	2,983,163	4,483,163
SFMTA 2017 Series Revenue Bonds	3,350,000	6,648,454	9,998,454	3,520,000	6,478,121	9,998,121
TOTAL SF MUNICIPAL TRANSPORTATION AGENCY	$ 9,150,000	$ 14,230,098	$ 23,380,098	$ 9,565,000	$ 13,796,615	$ 23,361,615

CITY AND COUNTY OF SAN FRANCISCO
Statement of Bond Redemption and Interest
Public Service Enterprise Revenue Bonds, Certificates of Participation and Loans
Fiscal Years 2020-2021 and 2021-2022

	FY 2020-2021			FY 2021-2022		
	Principal	Interest	Total	Principal	Interest	Total
PORT OF SAN FRANCISCO						
Hyde Street Harbor Loan	$ 155,953	$ 75,807	$ 231,760	$ 162,971	$ 68,789	$ 231,760
Refunding Revenue Bonds, Series 2020A/B	1,185,000	760,942	1,945,942	1,210,000	733,383	1,943,383
Revenue Bonds, Series 2014A/B	475,000	854,181	1,329,181	495,000	835,181	1,330,181
COP Port Facilities Project Series 2013 B & C	1,280,000	1,454,838	2,734,838	1,340,000	1,390,838	2,730,838
SBH - CalBoating Loan - $400K	11,586	12,895	24,481	12,107	12,374	24,481
SBH - CalBoating Loan - $3.1M	104,908	107,253	212,161	109,628	102,533	212,161
SBH - CalBoating Loan - $4.5M	154,661	144,652	299,313	161,621	137,692	299,313
Other Fiscal Charges	42,855	-	42,855	42,855	-	42,855
TOTAL PORT OF SAN FRANCISCO	$ 3,409,963	$ 3,410,568	$ 6,820,531	$ 3,534,183	$ 3,280,789	$ 6,814,972
SAN FRANCISCO GENERAL HOSPITAL						
Capital Lease - Emergency Back-up Generators	$ 1,754,023	$ 583,808	$ 2,337,831	$ 1,852,722	$ 485,109	$ 2,337,831
Capital Lease - Furniture, Fixtures and Equipment	2,794,683	1,082,410	3,877,093	2,901,304	975,789	3,877,093
Other Fiscal Charges	-	30,093	30,093	-	24,534	24,534
TOTAL SAN FRANCISCO GENERAL HOSPITAL	$ 4,548,706	$ 1,696,310	$ 6,245,016	$ 4,754,026	$ 1,485,432	$ 6,239,458
SAN FRANCISCO INTERNATIONAL AIRPORT						
2009 Airport 2nd Series Revenue Refunding Bonds Series 2009D	$ -	$ 1,739,000	$ 1,739,000	$ -	$ 1,739,175	$ 1,739,175
2010 Airport 2nd Series Var Rate Revenue Refunding Bond Series 2010A	5,643,333	4,593,204	10,236,538	6,131,667	4,403,777	10,535,444
2010 Airport 2nd Series Revenue Refunding Bonds Series 2010C	-	-	-	16,138,333	2,042,746	18,181,079
2010 Airport 2nd Series Revenue Refunding Bonds Series 2010D	-	-	-	7,321,667	918,352	8,240,019
2010 Airport 2nd Series Revenue Bonds Series 2010F/G	-	-	-	-	6,415,000	6,415,000
2011 Airport 2nd Series Revenue Refunding Bonds Series 2011A/B	5,700,000	313,500	6,013,500	-	-	-
2011 Airport 2nd Series Revenue Refunding Bonds Series 2011C/D/E	32,630,833	9,336,333	41,967,167	35,301,667	8,496,458	43,798,125
2011 Airport 2nd Series Revenue Refunding Bonds Series 2011F/G/H	7,284,167	8,027,601	15,311,768	9,614,167	7,726,715	17,340,881
2012 Airport 2nd Series Revenue Refunding Bonds Series 2012A/B	-	15,724,250	15,724,250	-	15,724,250	15,724,250
2013 Airport 2nd Series Revenue Bonds Series 2013A/B/C	5,873,333	20,949,808	26,823,142	7,165,000	20,656,142	27,821,142
2014 Airport 2nd Series Revenue Bonds Series 2014	-	23,680,000	23,680,000	-	23,680,000	23,680,000
2016 Airport 2nd Series Revenue Refunding Bonds Series 2016A	29,652,500	10,802,875	40,455,375	31,271,667	9,360,833	40,632,500
2016 Airport 2nd Series Revenue Bonds Series 2016B/C	-	37,006,250	37,006,250	-	37,006,250	37,006,250
2016 Airport 2nd Series Revenue Refunding Bonds Series 2016D	10,560,833	7,247,083	17,807,917	17,950,833	6,719,042	24,669,875
2017 Airport 2nd Series Revenue Bonds Series 2017A	-	17,129,300	17,129,300	-	17,129,300	17,129,300
2017 Airport 2nd Series Revenue Bonds Series 2017B	-	11,599,250	11,599,250	-	11,599,250	11,599,250
2017 Airport 2nd Series Revenue Refunding Bonds Series 2017D	22,040,000	6,869,417	28,909,417	23,187,500	5,767,417	28,954,917
2017 Airport 2nd Series Revenue Refunding Bonds Series 2018A	17,639,167	3,386,167	21,025,333	26,705,000	2,504,208	29,209,208
2018 Airport 2nd Series Var Rate Revenue Bond Series 2018B/C	-	9,709,329	9,709,329	-	9,727,168	9,727,168
2018 Airport 2nd Series Revenue Bonds Series 2018D	-	15,127,676	15,127,676	-	36,640,000	36,640,000
2018 Airport 2nd Series Revenue Bonds Series 2018E	-	5,768,650	5,768,650	-	5,813,750	5,813,750
2018 Airport 2nd Series Revenue Bonds Series 2018F	-	266,950	266,950	-	266,950	266,950
2018 Airport 2nd Series Revenue Refunding Bonds Series 2018G	-	1,783,000	1,783,000	-	1,783,000	1,783,000
2019 Airport 2nd Series Revenue Bonds Series 2019A	-	20,239,066	20,239,066	-	43,536,753	43,536,753
2019 Airport 2nd Series Revenue Bonds Series 2019B	-	4,467,893	4,467,893	-	4,547,760	4,547,760
2019 Airport 2nd Series Revenue Bonds Series 2019C	25,894,167	2,042,687	27,936,854	25,565,833	1,414,931	26,980,764
2019 Airport 2nd Series Revenue Refunding Bonds Series 2019D	-	20,366,000	20,366,000	867,500	20,366,000	21,233,500
2019 Airport 2nd Series Revenue Bonds Series 2019E	-	17,340,281	17,340,281	-	31,319,253	31,319,253
2019 Airport 2nd Series Revenue Bonds Series 2019F	-	3,934,019	3,934,019	-	5,207,782	5,207,782

CITY AND COUNTY OF SAN FRANCISCO
Statement of Bond Redemption and Interest
Public Service Enterprise Revenue Bonds, Certificates of Participation and Loans
Fiscal Years 2020-2021 and 2021-2022

	FY 2020-2021			FY 2021-2022		
	Principal	Interest	Total	Principal	Interest	Total
2019 Airport 2nd Series Revenue Bonds Series 2019G	8,781,667	601,854	9,383,521	8,751,667	540,963	9,292,629
2019 Airport 2nd Series Revenue Refunding Bonds Series 2019H	33,879,167	12,364,167	46,243,333	18,357,500	10,670,208	29,027,708
2020 Airport 2nd Series Revenue Bonds Series 2020A	3,773,333	9,806,500	13,579,833	-	45,051,051	45,051,051
2021 Airport 2nd Series Revenue Bonds Series 2021A (TBD)	-	-	-	-	19,118,026	19,118,026
Swap Payments	856,218	-	856,218	819,398	-	819,398
Commercial Paper Interest	10,312,500	-	10,312,500	11,250,000	-	11,250,000
Letter of Credit Fees	8,161,761	-	8,161,761	10,703,400	-	10,703,400
Remarketing Fees	406,994	-	406,994	402,410	-	402,410
TOTAL SAN FRANCISCO INTERNATIONAL AIRPORT	$ 229,089,973	$ 302,222,111	$ 531,312,084	$ 257,505,209	$ 417,892,509	$ 675,397,718
WASTEWATER ENTERPRISE						
2010 Wastewater Revenue Bonds, Series A	$ 8,390,000	$ 650,750	$ 9,040,750	$ 8,820,000	$ 220,500	$ 9,040,500
2010 Wastewater Revenue Bonds, Series B BABs	-	10,685,426	10,685,426	-	10,685,426	10,685,426
2013 Wastewater Revenue Bonds, Series A	14,850,000	1,707,300	16,557,300	14,060,000	1,034,550	15,094,550
2013 Wastewater Revenue Bonds, Series B	-	14,428,000	14,428,000	-	14,428,000	14,428,000
2016 Wastewater Revenue Bonds, Series A	-	10,645,750	10,645,750	-	10,645,750	10,645,750
2016 Wastewater Revenue Bonds, Series B	-	3,001,050	3,001,050	-	3,001,050	3,001,050
2018 Wastewater Revenue Bonds, Series A	-	7,162,567	7,162,567	-	10,743,850	10,743,850
2018 Wastewater Revenue Bonds, Series B	-	6,198,333	6,198,333	-	9,297,500	9,297,500
2018 Wastewater Revenue Bonds, Series C	-	2,537,888	2,537,888	-	3,806,831	3,806,831
Proposed Wastewater BANs (Notes)	-	954,613	954,613	-	4,254,275	4,254,275
SRF Loans:						
North Point Facility Outfall Rehabilitation	462,374	299,584	761,958	470,696	291,261	761,958
SEP Primary/Secondary Clarifier Upgrades	766,625	496,716	1,263,341	780,424	482,917	1,263,341
SEP 521/522 and Disinfection Upgrades	1,053,887	671,473	1,725,360	1,035,080	700,831	1,735,911
Lake Merced Green Infrastructure	-	-	-	195,034	118,960	313,994
WIFIA Construction Period Loan Servicing Fee (BDFP)	-	26,520	26,520	-	27,050	27,050
WIFIA Construction Period Loan Servicing Fee (SEP Headworks)	-	26,520	26,520	-	27,050	27,050
COP 525 Golden Gate Office Space, Series 2009 C	746,680	99,235	845,915	785,383	60,933	846,316
COP 525 Golden Gate Office Space, Series 2009 D	-	1,578,028	1,578,028	-	1,578,028	1,578,028
Trustee and Arbitrage Computation Fee (COPs 18.88%)	-	661	661	-	661	661
Trustee and Arbitrage Computation Fee (Wastewater Revenue Bonds)	-	31,100	31,100	-	24,100	24,100
TOTAL WASTEWATER ENTERPRISE BEFORE OFFSET	$ 26,269,565	$ 61,201,513	$ 87,471,078	$ 26,146,617	$ 71,429,525	$ 97,576,142
Federal Offsets						
2010 Wastewater Revenue Bonds, Series B BABs Federal Offset	-	(3,519,245)	(3,519,245)	-	(3,519,245)	(3,519,245)
COP 525 Golden Gate Office Space, Series 2009	-	(519,724)	(519,724)	-	(519,724)	(519,724)
TOTAL WASTEWATER ENTERPRISE	$ 26,269,565	$ 57,162,545	$ 83,432,110	$ 26,146,617	$ 67,390,557	$ 93,537,173
WATER ENTERPRISE						
2010 Water Revenue Bonds, Series B BABs	$ 11,920,000	$ 21,647,535	$ 33,567,535	$ 12,330,000	$ 21,019,400	$ 33,349,400
2010 Water Revenue Bonds, Series D	17,640,000	841,500	18,481,500	13,350,000	200,250	13,550,250
2010 Water Revenue Bonds, Series E BABs	-	20,060,998	20,060,998	-	20,060,998	20,060,998
2010 Water Revenue Bonds, Series G BABs	-	24,427,165	24,427,165	-	24,427,165	24,427,165
2011 Water Revenue Bonds, Series B	730,000	44,800	774,800	755,000	15,100	770,100
2011 Water Revenue Bonds, Series C	795,000	48,900	843,900	825,000	16,500	841,500

CITY AND COUNTY OF SAN FRANCISCO
Statement of Bond Redemption and Interest
Public Service Enterprise Revenue Bonds, Certificates of Participation and Loans
Fiscal Years 2020-2021 and 2021-2022

	FY 2020-2021			FY 2021-2022		
	Principal	Interest	Total	Principal	Interest	Total
2011 Water Revenue Bonds, Series D	-	956,750	956,750	-	956,750	956,750
2012 Water Revenue Bonds, Series A	-	8,661,600	8,661,600	-	8,661,600	8,661,600
2012 Water Revenue Bonds, Series B	-	683,450	683,450	-	683,450	683,450
2012 Water Revenue Bonds, Series C	-	3,617,750	3,617,750	-	3,617,750	3,617,750
2015 Water Revenue Bonds, Series A	14,635,000	19,124,094	33,759,094	15,325,000	18,430,319	33,755,319
2016 Water Revenue Bonds, Series A	19,955,000	35,260,125	55,215,125	23,315,000	34,178,375	57,493,375
2016 Water Revenue Bonds, Series B	14,455,000	3,879,725	18,334,725	10,015,000	3,273,975	13,288,975
2016 Water Revenue Bonds, Series C	5,705,000	8,866,352	14,571,352	5,820,000	8,748,164	14,568,164
2017 Water Revenue Bonds, Series A	-	6,057,000	6,057,000	-	6,057,000	6,057,000
2017 Water Revenue Bonds, Series B	-	3,693,125	3,693,125	-	7,386,250	7,386,250
2017 Water Revenue Bonds, Series C	-	3,533,750	3,533,750	-	3,533,750	3,533,750
2017 Water Revenue Bonds, Series D	890,000	17,289,850	18,179,850	925,000	17,253,550	18,178,550
2017 Water Revenue Bonds, Series E	-	2,395,250	2,395,250	-	2,395,250	2,395,250
2017 Water Revenue Bonds, Series F	-	435,250	435,250	-	435,250	435,250
2017 Water Revenue Bonds, Series G	500,000	903,573	1,403,573	820,000	887,705	1,707,705
2019 Water Revenue Bonds, Series A	6,855,000	26,082,762	32,937,762	24,405,000	19,589,249	43,994,249
2019 Water Revenue Bonds, Series B	-	735,504	735,504	65,000	559,953	624,953
2019 Water Revenue Bonds, Series C	-	801,428	801,428	75,000	610,076	685,076
SRF Loan:						
Westside Recycled Water Project	-	-	-	4,983,065	1,648,961	6,632,026
COP 525 Golden Gate Office Space, Series 2009 C	2,823,879	375,297	3,199,176	2,970,249	230,444	3,200,693
COP 525 Golden Gate Office Space, Series 2009 D BAB	-	5,967,967	5,967,967	-	5,967,967	5,967,967
Trustee and Arbitrage Computation Fee (COPs 71.40%)	-	2,499	2,499	-	2,499	2,499
Trustee and Arbitrage Computation Fee (Water Revenue Bonds)	-	113,500	113,500	-	59,000	59,000
TOTAL WATER ENTERPRISE BEFORE OFFSET	$ 96,903,879	$ 216,507,498	$ 313,411,377	$ 115,978,314	$ 210,906,699	$ 326,885,013
Federal Offsets						
2010 Water Revenue Bonds, Series B BABs Federal Offset	-	(7,129,616)	(7,129,616)	-	(6,922,739)	(6,922,739)
2010 Water Revenue Bonds, Series E BABs Federal Offset	-	(6,607,090)	(6,607,090)	-	(6,607,090)	(6,607,090)
2010 Water Revenue Bonds, Series G BABs Federal Offset	-	(8,045,087)	(8,045,087)	-	(8,045,087)	(8,045,087)
COP 525 Golden Gate Office Space, Series 2009 Federal Offset	-	(1,965,550)	(1,965,550)	-	(1,965,550)	(1,965,550)
TOTAL WATER ENTERPRISE	$ 96,903,879	$ 192,760,156	$ 289,664,035	$ 115,978,314	$ 187,366,233	$ 303,344,547
TOTAL PUBLIC SERVICE ENTERPRISES	$ 377,524,061	$ 606,481,673	$ 984,005,734	$ 425,985,084	$ 725,496,714	$ 1,151,481,798

(5) Debt service related to construction cost of Laguna Honda Hospital is offset by SB 1128 sinking fund. The information assumes that SB 1128 reimbursement will be available to partially cover the Certificates of Participation Refunding Bond, Series 2019-R1 LHH debt service.

(6) Other Fiscal Charges include insurance, trustees and arbitrage rebate computation fees.

(7) The Hetch Hetchy Water and Power Enterprise, San Francisco International Airport, Wastewater Enterprise and Water Enterprise are on a fixed two-year budget (FY 2020-2021 and FY 2021 - 2022). The debt service schedule for FY 2021-2022 for these departments will be updated in FY 2022-2023 and FY 2023-2024 budget.

City and County of San Francisco
Tails
Ordinance

City Hall
1 Dr. Carlton B. Goodlett Place
San Francisco, CA 94102-4689

File Number: 200567 **Date Passed:** September 29, 2020

Budget and Appropriation Ordinance appropriating all estimated receipts and all estimated expenditures for Departments of the City and County of San Francisco as of July 31, 2020, for the Fiscal Years ending June 30, 2021, and June 30, 2022.

August 13, 2020 Budget and Appropriations Committee - CONTINUED

August 14, 2020 Budget and Appropriations Committee - CONTINUED

August 12, 2020 Budget and Appropriations Committee - CONTINUED

August 24, 2020 Budget and Appropriations Committee - CONTINUED

August 26, 2020 Budget and Appropriations Committee - AMENDED, AN AMENDMENT OF THE WHOLE BEARING SAME TITLE

August 26, 2020 Budget and Appropriations Committee - RECOMMENDED AS AMENDED

September 15, 2020 Board of Supervisors - CONTINUED ON FIRST READING

Ayes: 11 - Fewer, Haney, Mandelman, Mar, Peskin, Preston, Ronen, Safai, Stefani, Walton and Yee

September 22, 2020 Board of Supervisors - AMENDED, AN AMENDMENT OF THE WHOLE BEARING SAME TITLE

Ayes: 11 - Fewer, Haney, Mandelman, Mar, Peskin, Preston, Ronen, Safai, Stefani, Walton and Yee

September 22, 2020 Board of Supervisors - PASSED ON FIRST READING AS AMENDED

Ayes: 10 - Fewer, Haney, Mandelman, Mar, Peskin, Preston, Ronen, Safai, Walton and Yee
Noes: 1 - Stefani

September 29, 2020 Board of Supervisors - FINALLY PASSED

Ayes: 10 - Fewer, Haney, Mandelman, Mar, Peskin, Preston, Ronen, Safai, Walton and Yee
Noes: 1 - Stefani

File No. 200567

I hereby certify that the foregoing Ordinance was FINALLY PASSED on 9/29/2020 by the Board of Supervisors of the City and County of San Francisco.

Angela Calvillo
Clerk of the Board

London N. Breed
Mayor

10/1/2020
Date Approved

CITY AND COUNTY OF SAN FRANCISCO

SALARY ORDINANCE

File No. 200568 Ordinance No. 166-20

FISCAL YEAR ENDING JUNE 30, 2021 and
FISCAL YEAR ENDING JUNE 30, 2022

SALARY ORDINANCE

Fiscal Years 2020-21 and 2021-22

Certain pay rates included in this document may not reflect FY 2020-21 or FY 2021-22 year-end rates due to negotiated wage settlements and arbitration awards that have not received final legislative action. If you have a question regarding a rate of pay for a specific classification, please consult the Department of Human Resources Compensation Manual online at www.sfgov.org/dhr or contact the Department of Human Resources' Compensation Program at (415) 557-4990.

TABLE OF CONTENTS

Department		Page
Administrative Provisions		A-1
Explanation of Symbols		A-7
AAM	Asian Art Museum	1
ADM	General Services Agency - City Administrator	2
ADP	Adult Probation	7
AIR	Airport Commission	8
ART	Arts Commission	15
ASR	Assessor / Recorder	16
BOA	Board of Appeals	18
BOS	Board of Supervisors	19
CAT	City Attorney	20
CFC	Children and Families Commission	21
CHF	Children, Youth & Their Families	22
CON	Controller	23
CPC	City Planning	25
CSC	Civil Service Commission	27
CSS	Child Support Services	28
DAT	District Attorney	29
DBI	Building Inspection	31
DEM	Emergency Management	33
DPA	Department of Police Accountability	35
DPH	Public Health	36
DPW	General Services Agency - Public Works	54
DT	General Services Agency - Technology	60
ECN	Economic & Workforce Development	62
ENV	Environment	64
ETH	Ethics Commission	66
FAM	Fine Arts Museums	67
FIR	Fire	68

HOM	Homelessness and Supportive Housing	71
HRC	Human Rights Commission	73
HRD	Human Resources	74
HSA	Human Services Agency	76
HSS	Health Service System	80
JUV	Juvenile Probation	81
LIB	Public Library	83
LLB	Law Library	85
MTA	Municipal Transportation Agency	86
MYR	Mayor	96
PDR	Public Defender	98
POL	Police	99
PRT	Port	102
PUC	Public Utilities Commission	105
REC	Recreation and Park	114
REG	Elections	118
RET	Retirement System	119
RNT	Rent Arbitration Board	120
SCI	Academy of Sciences	121
SHF	Sheriff	122
TTX	Treasurer / Tax Collector	124
WAR	War Memorial	127
WOM	Status of Women	128

Appendix APP-1
Notes N-1

AN ORDINANCE ENUMERATING POSITIONS IN THE ANNUAL BUDGET AND APPROPRIATION ORDINANCE FOR THE FISCAL YEARS ENDING JUNE 30, 2021, AND JUNE 30, 2022 CONTINUING, CREATING, OR ESTABLISHING THESE POSITIONS; ENUMERATING AND INCLUDING THEREIN ALL POSITIONS CREATED BY CHARTER OR STATE LAW FOR WHICH COMPENSATIONS ARE PAID FROM CITY AND COUNTY FUNDS AND APPROPRIATED IN THE ANNUAL APPROPRIATION ORDINANCE; AUTHORIZING APPOINTMENTS OR CONTINUATION OF APPOINTMENTS THERETO; SPECIFYING AND FIXING THE COMPENSATIONS AND WORK SCHEDULES THEREOF; AND AUTHORIZING APPOINTMENTS TO TEMPORARY POSITIONS AND FIXING COMPENSATIONS THEREFORE.

BE IT ORDAINED BY THE PEOPLE OF THE CITY AND COUNTY OF SAN FRANCISCO.

SECTION 1. ESTABLISHMENT, CREATION AND CONTINUATION OF POSITIONS.

In accordance with the provisions of the Administrative Code, the positions hereinafter enumerated under the respective departments are hereby created, established, or continued for the fiscal year ending June 30, 2021. Positions created or authorized by Charter or State law, compensations for which are paid from City and County funds and appropriated in the Annual Appropriation Ordinance, as that ordinance may be modified during the fiscal year in supplemental appropriation or deappropriation ordinances (together "Annual Appropriation Ordinance"), are enumerated and included herein.

The word "position" or "positions" as used in the ordinance shall be construed to include office or offices, and the word "employee" or "employees" shall be construed to include officer or officers. The terms "requisition" and "request to fill" are intended to be synonymous and shall be construed to mean a position authorization that is required by the Charter.

Section 1.1. APPOINTMENTS AND VACANCIES - PERMANENT POSITIONS.

Section 1.1A. Appointing officers as specified in the Charter are hereby authorized, subject to the provisions of this ordinance, to make or continue appointments as needed during the fiscal year to permanent positions enumerated in their respective sections of this ordinance. Such appointments shall be made in accordance with the provisions of the Charter. Appointing officers shall not make an appointment to a vacancy in a permanent position until the request to fill for such position is approved by the Controller. Provided further, that if the Mayor declares an intent to approve requests to fill due to unanticipated financial reasons, appointing officers shall not make an appointment to a vacancy in a permanent position until the request to fill for such position is approved by the Mayor. Provided further, that if changes occur to the classification, compensation, or duties of a permanent position, appointing officers shall not make an appointment to a vacancy in such position until the request to fill for such position is approved by the Department of Human Resources. Provided further, that in order to prevent the stoppage of essential services, the Human Resources Director may authorize an emergency appointment pending approval or disapproval of a request to fill, if funds are available to pay the compensation of such emergency appointee.

Provided that if the proposed employment is for inter-departmental service, the Controller shall approve as to conformity with the following inter-departmental procedure. Appointing officers shall not authorize or permit employees to work in inter-departmental service unless the following provisions are satisfied. The payment of compensation for the employment of persons in inter-departmental service shall be

within the limit of the funds made available by certified inter-departmental work orders and such compensation shall be distributed to the inter-departmental work orders against which they constitute proper detailed charges.

A. If the appointing officer is unable to employ a qualified person to cover the work schedule of a position herein established or authorized, the appointing officer, subject to the provisions of this ordinance and the Annual Appropriation Ordinance and with the approval of the Department of Human Resources, may in the appointing officer's discretion employ more than one person on a lesser work schedule but the combined salaries shall not exceed the compensation appropriated for the position, or may appoint one person on a combined work schedule but subject to the limitation of the appropriation and the compensation schedule for the position and without amendment to this ordinance.

B. Where a vacancy exists in a position, the Human Resources Director may and is hereby authorized to approve a temporary (diverted) request to fill in a different class, provided that the Controller certifies that funds are available to fill that vacancy on this basis, and provided that no action taken as a result of the application of this section will affect the classification of the position concerned as established in the Annual Appropriation Ordinance and this ordinance.

An appointing officer, subject to the provisions of this ordinance, the Annual Appropriation Ordinance, the Controller's certification of funds, and Civil Service certification procedures, may employ more than one person on a combined work schedule not to exceed the permanent full-time equivalent, or may combine the appropriations for more than one permanent part-time position in order to create a single full-time equivalent position limited to classifications of positions herein established or authorized and their respective compensation schedules. Such changes shall be reported to the Department of Human Resources and the Controller's office. No full-time equivalent position which is occupied by an employee shall be reduced in hours without the voluntary consent of the employee, if any, holding that position. However, the combined salaries for part-time positions created shall not exceed the compensation appropriated for the full-time position, nor will the salary of a single full-time position created exceed the compensation appropriated for part-time positions. Each permanent part-time employee shall receive the same benefits as existing permanent part-time employees. The funding of additional fringe benefit costs subject to availability of funds will be from any legally available funds.

Section 1.1B. The Human Resources Director is solely authorized to administratively adjust the terms of this ordinance as follows:

A. To change the classification of a position provided that the rate of pay is the same or less and the services are in the same functional area.

B. To adjust the compensation of a position pursuant to an approved Memorandum of Understanding or ordinance.

C. To reflect the initial rates of compensation for a newly established classification, excluding classes covered under Administrative Code Sections 2A.76 and 2A.90.

D. To add positions funded in accordance with section 10.22 of the Annual

Appropriation Ordinance, regarding Professional Service Contracts, and section 26 of the Annual Appropriation Ordinance, regarding work order appropriations.

The Department of Human Resources shall promptly notify the Controller, the Clerk of the Board, the Mayor's Office and the affected department(s) if the Human Resources Director takes such actions as authorized above.

Section 1.1C. Provided further, that if requests to fill for vacant permanent positions issued by departments where the appointing officers are elected officials enumerated in Article II and Section 6.100 of the Charter (the Board of Supervisors, Assessor-Recorder, City Attorney, District Attorney, Public Defender, Sheriff and Treasurer) are approved by the Controller and are not approved or rejected by the Mayor and the Department of Human Resources within 15 working days of submission, the requests to fill shall be deemed approved. If such requests to fill are rejected by the Mayor and/or the Department of Human Resources, the appointing officers listed above may appeal that rejection in a hearing before the Budget and Finance and/or Budget and Appropriations Committee of the Board of Supervisors, and the Board of Supervisors in its discretion may then grant approval of said requests to fill.

Section 1.1D. The Human Resources Director is authorized to make permanent exempt appointments for a period of up to 6 months to permit simultaneous employment of an existing City employee who is expected to depart City employment and a person who is expected to be appointed to the permanent position previously held by the departing employee when such an appointment is necessary to ensure implementation of successful succession plans and to facilitate the transfer of mission-critical knowledge within City departments.

Section 1.1E. The Human Resources Director, with concurrence of the Controller, is authorized to adjust the terms of this ordinance to reflect the conversion of temporary positions to a permanent position(s) when sufficient funding is available and conversion is needed either (A) to maintain services when elimination of temporary positions is consistent with the terms of Memoranda of Understanding or (B) to address City staffing needs created by the San Francisco Housing Authority's changing scope of work.

Section 1.2. APPOINTMENTS-TEMPORARY POSITIONS.

Section 1.2A. Temporary appointments to positions defined by Charter Section 10.104(16) as seasonal or temporary positions may be made by the respective appointing officers in excess of the number of permanent positions herein established or enumerated and such other temporary services as required at rates not in excess of salary schedules if funds have been appropriated and are available for such temporary service. Such appointments shall be limited in duration to no more than 1040 hours in any fiscal year. No appointment to such temporary or seasonal position shall be made until the Controller has certified the availability of funds, and the request to fill for such service is approved by the Controller and the Department of Human Resources. Provided further that in order to prevent the stoppage of essential services, the Human Resources Director may authorize an emergency appointment pending approval or disapproval of the request to fill, if funds are available to pay the compensation of such emergency appointee. No such appointment shall continue beyond the period for which the Controller has certified the availability of funds. Provided that if the proposed employment is for inter-departmental service, the Controller shall approve as to conformity with the following inter-departmental procedure. Appointing officers shall not authorize or permit employees to

work in inter-departmental service unless the following provisions are complied with. The payment of compensation for the employment of persons in inter-departmental service shall be within the limit of the funds made available by certified inter-departmental work orders and such compensation shall be distributed to the inter-departmental work orders against which they constitute proper detailed charges.

Section 1.2B. Temporary Assignment, Different Department. When the needs and the best interests of the City require, appointing officers are authorized to arrange among themselves the assignment of personnel from one department to another department on a temporary basis. Such temporary assignments shall not be treated as transfers, and may be used to alleviate temporary seasonal peak-load situations, complete specific projects, provide temporary transitional work programs to return injured employees to work, or other circumstances in which employees from one department can be effectively used on a temporary basis in another department. All such temporary assignments between departments shall be reviewed and approved by the Department of Human Resources.

Section 1.3. EXCEPTIONS TO NORMAL WORK SCHEDULES FOR WHICH NO EXTRA COMPENSATION IS AUTHORIZED.

Employees appointed to salaried classifications (i.e., designated –Z symbol) shall work such hours as may be necessary for the full and proper performance of their duties and shall receive no additional compensation for work on holidays or in excess of eight hours per day for five days per week, but may be granted compensatory time off under the provisions of any applicable Memorandum of Understanding or ordinance. Provided that, subject to the fiscal provisions of the Charter and the availability of funds, the Human Resources Director may suspend the provisions of this section to allow overtime payment. Approval of overtime payments shall be limited to extraordinary circumstances in which employees are required to work a significant number of hours in excess of their regular work schedules for a prolonged period of time, with a limited ability to use compensatory time off. Further, such payment shall be consistently applied to all personnel in a class.

SECTION 2. COMPENSATION PROVISIONS.

Section 2.1. PUC EMPLOYEES ASSIGNED TO HETCH HETCHY AND RECREATION AND PARK EMPLOYEES PERMANENTLY ASSIGNED TO CAMP MATHER.

The Public Utilities Commission and Recreation and Park Department will pay a stipend of $418.62 per month to employees residing in designated zip code areas enrolled in the Health Services System with employee plus two or more dependents where HMOs are not available and such employees are limited to enrollment to the City Plan I. The Public Utilities Commission will pay a stipend of $121.90 per month to employees residing in designated zip code areas enrolled in the Health Services System with employee plus one dependent where HMOs are not available and such employees are limited to enrollment to City Plan I. These rates may be adjusted by the Health Service System Board to reflect the increase in premiums effective January 1, 2021. The City reserves the right to either reimburse the affected employees or provide an equivalent amount directly to the Health Services System.

Section 2.2. MOVING EXPENSES.

Where needed to recruit employees to fill Department Head, Deputy Director or Manager Level IV or higher (Manager V or higher for SFMTA) positions, an appointing authority may authorize the expenditure of pre-offer recruitment expenses, such as interview travel expenses, and reimbursement of post-offer expenses, such as moving, lodging/temporary housing and other relocation costs, not to exceed $22,823. Reimbursement will be made for actual expenses documented by receipts. As an alternative, the Controller may authorize advance payment of approved expenses. Payments under this section are subject to approval by the Controller and the Human Resources Director (except for SFMTA, where the approval is the Controller and Director of Transportation). This amount shall be indexed to the growth rate in the Consumer Price Index – All Urban Consumers (CPI-U), as reported by the Bureau of Labor Statistics for the San Francisco Metropolitan Statistical Area from February to February of the preceding fiscal year.

Section 2.3. SUPPLEMENTATION OF MILITARY PAY.

A. In accordance with Charter Section A8.400(h) and in addition to the benefits provided pursuant to Section 395.01 and 395.02 of the California Military and Veterans Code and the Civil Service Rules, any City employee who is a member of the reserve corps of the United States Armed Forces, National Guard or other uniformed service organization of the United States and is called into active military service to provide medical or logistical support to federal, state, or local government responses to the COVID-19 pandemic shall have the benefits provided for in subdivision (B).

B. Any employee to whom subdivision (A) applies, while on military leave, shall receive from the City the following supplement to their military pay and benefits:

1. The difference between the amount of the individual's gross military pay and the amount of gross pay the individual would have received as a City employee, had the employee worked the employee's regular work schedule (excluding overtime unless regularly scheduled as part of the employee's regular work schedule).

2. Retirement service credit consistent with Section A8.520 of the Charter.

3. All other benefits to which the employee would have been entitled had the employee not been called to eligible active military service, except as limited under state law or the Charter.

C. As set forth in Charter Section A8.400(h), this section shall be subject to the following limitations and conditions:

1. The employee must have been called into active service for a period greater than 30 consecutive days.
2. The purpose for such call to active service shall have been to respond to the COVID-19 pandemic, and shall not include scheduled training, drills, unit training assemblies or similar events.
3. The amounts authorized under this section shall be offset by amounts required to be paid pursuant to any other law, so there are no double payments to the employee.
4. Any employee receiving compensation under this section shall execute an agreement providing that if the employee does not return to City service within 60 days of release

from active duty (or if the employee is not fit for employment at that time, within 60 days of a determination that the employee is fit for employment), then the compensation described in Sections (B)(1) through (B)(3) shall be treated as a loan payable with interest at a rate equal to the greater of (i) the rate received for the concurrent period by the Treasurer's Pooled Cash Account or (ii) the minimum amount necessary to avoid imputed income under the Internal Revenue Code of 1986, as amended from time to time, and any successor statute. Interest shall begin to accrue 90 days after the employee's release from active service or return to fitness for employment. Such loan shall be payable in equal monthly installments over a period not to exceed 5 years, commencing 90 days after the individual's release from active service or return to fitness for employment.

5. This section shall not apply to any active duty served voluntarily after the time that the employee is called to active service.

Section 2.4 CITY EMPLOYEES SERVING ON CHARTER-MANDATED BOARDS AND COMMISSIONS, OR BOARDS, COMMISSIONS AND COMMITTEES CREATED BY INITIATIVE ORDINANCE.

A. City employees serving on Charter-mandated boards and commissions, or boards, commissions and committees created by initiative ordinance, shall not be compensated for the number of hours each pay period spent in service of these boards and commissions, based on a 40-hour per week compensation assumption.

B. City employees covered by this provision shall submit to the Controller each pay period a detailed description of the time spent in service, including attending meetings, preparing for meetings, meeting with interested stakeholders or industry, and writing or responding to correspondence. There is a rebuttable presumption that such employees spend 0.25 of their time in service of these duties. This information shall be made publicly available pursuant to the Sunshine Ordinance.

C. This provision shall not apply to City employees whose service is specified in the Charter or by initiative ordinance, nor shall it apply to City employees serving on interdepartmental or other working groups created by initiative of the Mayor or Board of Supervisors, nor shall it apply to City employees who serve on the Health Service Board, Retiree Health Care Trust Fund Board, or Retirement Board.

Section 2.5 STIPEND FOR PLANNING COMMISSIONERS FOR ATTENDANCE AT PLANNING COMMISSION MEETINGS.

Each commissioner serving on the Planning Commission may receive full stipend for that commissioner's attendance at each meeting of the Commission, as enumerated and included herein, if the commissioner is present at the beginning of the first action item on the agenda for such meeting for which a vote is taken until the end of the public hearing on the last calendared item. A commissioner of the Planning Commission who attends a portion of a meeting of the Planning Commission, but does not qualify for full stipend, may receive one-quarter of the stipend available for the commissioner's attendance at each meeting of the commission, as enumerated and included herein.

EXPLANATION OF SYMBOLS.

The following symbols used in connection with the rates fixed herein have the significance and meaning indicated.

B. Biweekly.
C. Contract rate.
D. Daily.
E. Salary fixed by Charter.
F. Salary fixed by State law.
G. Salary adjusted pursuant to ratified Memorandum of Understanding.
H. Hourly.
I. Intermittent.
J. Rate set forth in budget.
K. Salary based on disability transfer.
L. Salary paid by City and County and balance paid by State.
M. Monthly.
O. No funds provided.
P. Premium rate.
Q. At rate set under Charter Section A8.405 according to prior service.
W. Weekly.
Y. Yearly.

Annual Salary Ordinance 2020-2021 and 2021-2022

Budgeted Position Counts (FTE) by Department and Job Code

Department: AAM Asian Art Museum

Division	Fund	Job Code	Job Title	Low	Type	High	2020-2021 FTE	2021-2022 FTE
228855 AAM Asian Art Museum	10000 GF Annual Account Ctrl	0922_C	Manager I	4,168	B	5,321	2.00	2.00
		0953_C	Deputy Director III	5,998	B	7,655	1.00	1.00
		0963_C	Department Head III	6,829	B	8,714	1.00	1.00
		1452_C	Executive Secretary II	3,015	B	3,665	1.00	1.00
		3518_C	Associate Museum Conservator, Asian Art Museum	3,142	B	3,819	1.00	1.00
		3524_C	Principal Museum Preparator	2,783	B	3,382	1.00	1.00
		3525_C	Chief Preparator	3,059	B	3,718	1.00	1.00
		3546_C	Curator IV	3,855	B	4,685	1.00	1.00
		3558_C	Senior Museum Registrar	3,066	B	3,727	1.00	1.00
		3633_C	Librarian II- Asian Arts	3,463	B	4,210	1.00	1.00
		7120_C	Buildings And Grounds Maintenance Superintendent	5,634	B	5,634	1.00	1.00
		7334_C	Stationary Engineer	3,869	B	3,869	5.00	5.00
		7345_C	Electrician	3,602	B	4,377	1.00	1.00
		8226_C	Museum Guard	2,333	B	2,837	31.75	31.75
		8228_C	Museum Security Supervisor	2,599	B	3,158	3.00	3.00
		TEMPM_E	Temporary - Miscellaneous	0	B	0	1.82	1.82
228855 AAM Asian Art Museum	11940 SR Museums Admission	3302_C	Admission Attendant	1,778	B	2,157	4.00	4.00
		TEMPM_E	Temporary - Miscellaneous	0	B	0	0.14	0.14
Division Total:							**58.71**	**58.71**
AAM Department Total							**58.71**	**58.71**

Department: ADM Gen Svcs Agency-City Admin

Division	Fund	Job Code	Job Title	Low	Type	High	2020-2021 FTE	2021-2022 FTE
166644 ADM Community Invest-Infrastr	10000 GF Annual Account Ctrl	0933_C	Manager V	5,586	B	7,132	1.00	1.00
		O035_C	Management Assistant II (OCII)	2,981	B	3,622	1.00	1.00
		O970_C	Accounting Supervisor (OCII)	5,077	B	6,172	1.00	1.00
Division Total:							**3.00**	**3.00**
228856 ADM Administration	10000 GF Annual Account Ctrl	0922_C	Manager I	4,168	B	5,321	1.00	1.00
		0923_C	Manager II	4,476	B	5,713	1.00	1.00
		0931_C	Manager III	4,825	B	6,159	4.00	4.00
		0932_C	Manager IV	5,181	B	6,612	4.00	4.00
		0933_C	Manager V	5,586	B	7,132	1.00	1.00
		0941_C	Manager VI	5,998	B	7,655	1.00	1.00
		0953_C	Deputy Director III	5,998	B	7,655	3.00	3.00
		0954_C	Deputy Director IV	6,829	B	8,714	1.00	1.00
		0965_C	Department Head V	9,742	B	12,433	1.00	1.00
		1042_C	IS Engineer-Journey	4,294	B	5,401	2.00	2.00
		1044_C	IS Engineer-Principal	5,120	B	6,440	1.00	1.00
		1053_C	IS Business Analyst-Senior	4,011	B	5,046	1.00	1.00
		1054_C	IS Business Analyst-Principal	4,644	B	5,842	2.00	2.00
		1093_C	IT Operations Support Administrator III	3,245	B	4,021	3.00	3.00
		1204_C	Senior Personnel Clerk	2,579	B	3,135	1.00	1.00
		1218_C	Payroll Supervisor	3,602	B	4,377	1.00	1.00
		1220_C	Payroll and Personnel Clerk	2,560	B	3,112	3.00	3.00
		1222_C	Senior Payroll And Personnel Clerk	2,809	B	3,414	6.00	6.00
		1224_C	Principal Payroll And Personnel Clerk	3,097	B	3,763	1.00	1.00
		1226_C	Chief Payroll And Personnel Clerk	3,266	B	3,969	1.00	1.00
		1232_C	Training Officer	3,407	B	4,141	3.00	3.00
		1241_C	Human Resources Analyst	2,791	B	4,107	4.00	4.00
		1244_C	Senior Human Resources Analyst	3,944	B	4,792	14.00	14.00
		1404_C	Clerk	2,002	B	2,432	1.00	1.00
		1426_C	Senior Clerk Typist	2,284	B	2,774	1.00	1.00
		1450_C	Executive Secretary I	2,740	B	3,331	1.00	1.00
		1632_C	Senior Account Clerk	2,487	B	3,021	1.00	1.00
		1652_C	Accountant II	3,002	B	3,646	2.00	2.00
		1654_C	Accountant III	3,631	B	4,413	2.00	2.00
		1708_C	Senior Telephone Operator	2,191	B	2,662	1.00	1.00
		1823_C	Senior Administrative Analyst	3,773	B	4,585	2.00	2.00
		1824_C	Principal Administrative Analyst	4,367	B	5,309	4.00	4.00
		1840_C	Junior Management Assistant	2,623	B	3,190	1.00	1.00
		5177_C	Safety Officer	4,841	B	5,883	1.00	1.00
		6130_C	Safety Analyst	4,390	B	5,336	1.00	1.00
		6138_C	Industrial Hygienist	4,390	B	5,336	1.00	1.00
		6139_C	Senior Industrial Hygienist	4,841	B	5,883	2.00	2.00
		9772_C	Community Development Specialist	3,066	B	3,727	1.00	1.00
		O695_C	Accountant III (OCII)	3,634	B	4,416	1.00	1.00
		TEMPM_E	Temporary - Miscellaneous	0	B	0	3.79	2.92
Division Total:							**86.79**	**85.92**
274643 ADM Animal Care And Control	10000 GF Annual Account Ctrl	0923_C	Manager II	4,476	B	5,713	1.00	1.00
		0951_C	Deputy Director I	4,168	B	5,321	1.00	1.00
		0952_C	Deputy Director II	4,825	B	6,159	1.00	1.00
		0962_C	Department Head II	6,426	B	8,200	1.00	1.00
		1424_C	Clerk Typist	2,082	B	2,530	1.00	1.00
		1434_C	Shelter Service Representative	2,085	B	2,661	8.00	8.00
		1435_C	Shelter Officer Supervisor	2,403	B	2,921	1.00	1.00
		1437_C	Shelter Office Assistant Supervisor	2,265	B	2,754	1.00	1.00
		1452_C	Executive Secretary II	3,015	B	3,665	1.00	1.00
		2292_C	Shelter Veterinarian	4,328	B	5,657	2.00	2.00
		3370_C	Animal Care Attendant	2,085	B	2,661	13.00	13.00
		3372_C	Animal Control Officer	2,311	B	2,949	13.00	13.00
		3374_C	Volunteer/Outreach Coordinator	2,844	B	3,457	1.00	1.00

Division	Fund	Job Code	Job Title	Low	Type	High	2020-2021 FTE	2021-2022 FTE
274643 ADM Animal Care And Control	10000 GF Annual Account Ctrl	3375_C	Animal Health Technician	1,938	B	2,356	1.00	1.00
		3376_C	Animal Care Assistant Supervisor	2,300	B	2,796	2.00	2.00
		3378_C	Field Services Assistant Supervisor	2,356	B	2,865	2.00	2.00
		7334_C	Stationary Engineer	3,869	B	3,869	1.00	1.00
		TEMPM_E	Temporary - Miscellaneous	0	B	0	1.52	1.52
Division Total:							**52.52**	**52.52**
278641 ADM Convention Facilities Mgmt	11430 SR Conv Fac Fd-Operating	0922_C	Manager I	4,168	B	5,321	1.00	1.00
		0962_C	Department Head II	6,426	B	8,200	1.00	1.00
		1823_C	Senior Administrative Analyst	3,773	B	4,585	1.00	1.00
		1842_C	Management Assistant	2,980	B	3,621	1.00	1.00
Division Total:							**4.00**	**4.00**
284641 ADM Medical Examiner	10000 GF Annual Account Ctrl	0952_C	Deputy Director II	4,825	B	6,159	1.00	1.00
		0965_C	Department Head V	9,742	B	12,433	1.00	1.00
		1406_C	Senior Clerk	2,076	B	2,525	1.00	1.00
		1452_C	Executive Secretary II	3,015	B	3,665	1.00	1.00
		1823_C	Senior Administrative Analyst	3,773	B	4,585	1.00	1.00
		2403_C	Forensic Laboratory Analyst	3,059	B	3,718	2.00	2.00
		2456_C	Forensic Toxicologist	4,079	B	4,958	5.00	5.00
		2457_C	Forensic Toxicologist Supervisor	5,207	B	6,327	1.00	1.00
		2458_C	Chief Forensic Toxicologist	7,201	B	8,752	1.00	1.00
		2577_C	Medical Examiner's Investigator I	2,987	B	3,631	5.50	5.50
		2578_C	Medical Examiner's Investigator II	3,631	B	4,413	11.00	11.00
		2579_C	Medical Examiner's Investigator III	3,994	B	4,853	2.00	2.00
		2598_C	Assistant Medical Examiner	8,925	B	12,560	4.00	4.00
		TEMPM_E	Temporary - Miscellaneous	0	B	0	1.70	1.70
Division Total:							**38.20**	**38.20**
296644 ADM Internal Services	10000 GF Annual Account Ctrl	0932_C	Manager IV	5,181	B	6,612	2.00	2.00
		0953_C	Deputy Director III	5,998	B	7,655	1.00	1.00
		1426_C	Senior Clerk Typist	2,284	B	2,774	2.00	2.00
		1446_C	Secretary II	2,517	B	3,059	1.00	1.00
		1823_C	Senior Administrative Analyst	3,773	B	4,585	1.00	1.00
		1824_C	Principal Administrative Analyst	4,367	B	5,309	3.00	3.00
		1825_C	Principal Administrative Analyst II	4,783	B	5,816	1.00	1.00
		1840_C	Junior Management Assistant	2,623	B	3,190	1.00	1.00
		1950_C	Assistant Purchaser	2,541	B	3,091	1.00	1.00
		1952_C	Purchaser	3,180	B	3,865	14.00	14.00
		1956_C	Senior Purchaser	3,865	B	4,701	12.00	12.00
		1958_C	Supervising Purchaser	4,701	B	5,713	6.00	6.00
296644 ADM Internal Services	10020 GF Continuing Authority Ctrl	0922_C	Manager I	4,168	B	5,321	1.00	1.00
		0933_C	Manager V	5,586	B	7,132	1.00	1.00
		1304_C	Customer Service Representative	2,728	B	3,317	7.92	10.00
		1306_C	Customer Service Supervisor	3,091	B	3,755	2.00	2.00
		1823_C	Senior Administrative Analyst	3,773	B	4,585	2.00	2.00
		5293_C	Planner IV	4,655	B	5,657	1.00	1.00
		TEMPM_E	Temporary - Miscellaneous	0	B	0	4.84	2.15
296644 ADM Internal Services	10060 GF Work Order	0922_C	Manager I	4,168	B	5,321	1.00	1.00
		0931_C	Manager III	4,825	B	6,159	2.00	2.00
		0933_C	Manager V	5,586	B	7,132	2.00	2.00
		1042_C	IS Engineer-Journey	4,294	B	5,401	2.00	2.00
		1043_C	IS Engineer-Senior	4,759	B	5,986	1.00	1.00
		1404_C	Clerk	2,002	B	2,432	3.00	3.00
		1426_C	Senior Clerk Typist	2,284	B	2,774	1.00	1.00
		1654_C	Accountant III	3,631	B	4,413	1.00	1.00
		1822_C	Administrative Analyst	3,237	B	3,935	1.00	1.00
		1823_C	Senior Administrative Analyst	3,773	B	4,585	1.00	1.00
		1824_C	Principal Administrative Analyst	4,367	B	5,309	2.00	2.00
		2978_C	Contract Compliance Officer II	4,804	B	5,840	5.00	5.00
		2992_C	Contract Compliance Officer I	3,665	B	4,454	24.13	24.13
296644 ADM Internal	14300 SR Real Property	0922_C	Manager I	4,168	B	5,321	8.00	8.00

Division	Fund	Job Code	Job Title	Low	Type	High	2020-2021 FTE	2021-2022 FTE
296644 ADM Internal Services	14300 SR Real Property	0923_C	Manager II	4,476	B	5,713	1.00	1.00
		0931_C	Manager III	4,825	B	6,159	2.00	2.00
		0933_C	Manager V	5,586	B	7,132	1.00	1.00
		0953_C	Deputy Director III	5,998	B	7,655	1.00	1.00
		1052_C	IS Business Analyst	3,465	B	4,358	1.00	1.00
		1404_C	Clerk	2,002	B	2,432	1.00	1.00
		1408_C	Principal Clerk	2,740	B	3,331	2.00	2.00
		1410_C	Chief Clerk	3,142	B	3,819	2.00	2.00
		1426_C	Senior Clerk Typist	2,284	B	2,774	1.00	1.00
		1446_C	Secretary II	2,517	B	3,059	2.00	2.00
		1454_C	Executive Secretary III	3,277	B	3,981	1.00	1.00
		1632_C	Senior Account Clerk	2,487	B	3,021	2.00	2.00
		1634_C	Principal Account Clerk	2,809	B	3,414	1.00	1.00
		1777_C	Media/Security Systems Specialist	3,526	B	4,283	3.00	3.00
		1781_C	Media/Security Systems Supervisor	4,048	B	4,921	1.00	1.00
		1822_C	Administrative Analyst	3,237	B	3,935	1.00	0.00
		1823_C	Senior Administrative Analyst	3,773	B	4,585	3.00	2.00
		1824_C	Principal Administrative Analyst	4,367	B	5,309	1.00	1.00
		1840_C	Junior Management Assistant	2,623	B	3,190	3.00	3.00
		1842_C	Management Assistant	2,980	B	3,621	3.00	3.00
		1934_C	Storekeeper	2,191	B	2,662	1.00	1.00
		2708_C	Custodian	2,092	B	2,541	153.50	153.50
		2716_C	Custodial Assistant Supervisor	2,300	B	2,796	10.00	10.00
		2718_C	Custodial Supervisor	2,535	B	3,083	8.00	8.00
		4140_C	Real Property Officer	3,893	B	4,730	1.00	1.00
		4142_C	Senior Real Property Officer	4,505	B	5,475	4.00	4.00
		4143_C	Principal Real Property Officer	5,215	B	6,337	1.00	1.00
		7120_C	Buildings And Grounds Maintenance Superintendent	5,634	B	5,634	2.00	2.00
		7203_C	Buildings And Grounds Maintenance Supervisor	4,814	B	4,814	2.00	2.00
		7205_C	Chief Stationary Engineer	4,909	B	4,909	3.00	3.00
		7333_C	Apprentice Stationary Engineer II	2,517	B	3,676	2.00	2.00
		7334_C	Stationary Engineer	3,869	B	3,869	39.31	40.00
		7335_C	Senior Stationary Engineer	4,385	B	4,385	9.77	10.00
		7344_C	Carpenter	3,203	B	3,893	1.00	1.00
		7345_C	Electrician	3,602	B	4,377	2.00	2.00
		7346_C	Painter	2,949	B	3,583	1.00	1.00
		7347_C	Plumber	3,727	B	4,532	2.00	2.00
		7514_C	General Laborer	2,361	B	2,871	12.00	12.00
		8603_C	Emergency Services Coord III	3,926	B	4,772	1.00	1.00
		TEMPM_E	Temporary - Miscellaneous	0	B	0	15.70	15.70
296644 ADM Internal Services	27500 ISCSF CENTRAL SHOPS FUND	0922_C	Manager I	4,168	B	5,321	2.00	2.00
		0931_C	Manager III	4,825	B	6,159	1.00	1.00
		0933_C	Manager V	5,586	B	7,132	1.00	1.00
		1408_C	Principal Clerk	2,740	B	3,331	1.00	1.00
		1410_C	Chief Clerk	3,142	B	3,819	1.00	1.00
		1424_C	Clerk Typist	2,082	B	2,530	2.00	2.00
		1632_C	Senior Account Clerk	2,487	B	3,021	1.00	1.00
		1634_C	Principal Account Clerk	2,809	B	3,414	1.00	1.00
		1822_C	Administrative Analyst	3,237	B	3,935	1.00	1.00
		1823_C	Senior Administrative Analyst	3,773	B	4,585	1.00	1.00
		1824_C	Principal Administrative Analyst	4,367	B	5,309	1.00	1.00
		1929_C	Parts Storekeeper	2,461	B	2,992	7.00	7.00
		1931_C	Senior Parts Storekeeper	2,675	B	3,251	1.00	1.00
		1942_C	Assistant Materials Coordinator	3,682	B	4,476	1.00	1.00
		7249_C	Automotive Mechanic Supervisor I	4,869	B	4,869	2.00	2.00
		7254_C	Automotive Machinist Supervisor I	4,869	B	4,869	3.00	3.00
		7277_C	City Shops Assistant Superintendent	4,399	B	5,342	1.00	1.00
		7306_C	Automotive Body And Fender Worker	3,747	B	3,747	4.00	4.00

Division	Fund	Job Code	Job Title	Low	Type	High	2020-2021 FTE	2021-2022 FTE
296644 ADM Internal Services	27500 ISCSF CENTRAL SHOPS FUND	7309_C	Car And Auto Painter	3,747	B	3,747	2.00	2.00
		7313_C	Automotive Machinist	3,747	B	3,747	37.00	37.00
		7315_C	Automotive Machinist Assistant Supervisor	4,418	B	4,418	7.00	7.00
		7322_C	Automotive Body And Fender Worker Asst Supervisor	4,418	B	4,418	2.00	2.00
		7340_C	Maintenance Controller	4,418	B	4,418	1.00	1.00
		7358_C	Pattern Maker	3,362	B	4,086	2.00	2.00
		7381_C	Automotive Mechanic	3,670	B	3,670	19.00	19.00
		7410_C	Automotive Service Worker	2,432	B	2,956	8.00	8.00
		TEMPM_E	Temporary - Miscellaneous	0	B	0	0.74	0.74
296644 ADM Internal Services	28310 ISOIS REPRODUCTION FUND	0923_C	Manager II	4,476	B	5,713	1.00	1.00
		1404_C	Clerk	2,002	B	2,432	4.77	5.00
		1406_C	Senior Clerk	2,076	B	2,525	2.00	2.00
		1408_C	Principal Clerk	2,740	B	3,331	2.00	2.00
		1634_C	Principal Account Clerk	2,809	B	3,414	1.00	1.00
		1760_C	Offset Machine Operator	2,317	B	2,816	9.00	9.00
		1842_C	Management Assistant	2,980	B	3,621	1.00	1.00
		5322_C	Graphic Artist	2,366	B	3,021	1.00	1.00
		TEMPM_E	Temporary - Miscellaneous	0	B	0	0.93	0.93
Division Total:							**556.61**	**555.15**
296645 ADM City Administrator Prog	10000 GF Annual Account Ctrl	0922_C	Manager I	4,168	B	5,321	1.00	1.00
		0931_C	Manager III	4,825	B	6,159	3.00	3.00
		0932_C	Manager IV	5,181	B	6,612	1.00	1.00
		0933_C	Manager V	5,586	B	7,132	3.00	3.00
		0941_C	Manager VI	5,998	B	7,655	1.00	1.00
		0952_C	Deputy Director II	4,825	B	6,159	1.00	1.00
		0953_C	Deputy Director III	5,998	B	7,655	1.00	1.00
		1044_C	IS Engineer-Principal	5,120	B	6,440	1.00	1.00
		1052_C	IS Business Analyst	3,465	B	4,358	3.00	3.00
		1054_C	IS Business Analyst-Principal	4,644	B	5,842	1.00	1.00
		1063_C	IS Programmer Analyst-Senior	3,635	B	4,576	2.00	2.00
		1232_C	Training Officer	3,407	B	4,141	1.00	1.00
		1324_C	Customer Service Agent	2,728	B	3,317	80.00	80.00
		1326_C	Customer Service Agent Supervisor	3,091	B	3,755	7.00	7.00
		1408_C	Principal Clerk	2,740	B	3,331	1.00	1.00
		1410_C	Chief Clerk	3,142	B	3,819	1.00	1.00
		1426_C	Senior Clerk Typist	2,284	B	2,774	1.00	1.00
		1446_C	Secretary II	2,517	B	3,059	1.00	1.00
		1822_C	Administrative Analyst	3,237	B	3,935	5.00	5.00
		1823_C	Senior Administrative Analyst	3,773	B	4,585	5.65	5.00
		1824_C	Principal Administrative Analyst	4,367	B	5,309	3.00	3.00
		1840_C	Junior Management Assistant	2,623	B	3,190	5.50	5.50
		1842_C	Management Assistant	2,980	B	3,621	6.00	6.00
		1844_C	Senior Management Assistant	3,414	B	4,150	1.00	1.00
		2917_C	Program Support Analyst	3,877	B	4,713	1.00	1.00
		2978_C	Contract Compliance Officer II	4,804	B	5,840	6.00	6.00
		2992_C	Contract Compliance Officer I	3,665	B	4,454	18.00	18.00
		6333_C	Senior Building Inspector	4,597	B	5,586	5.00	5.00
		8106_C	Legal Process Clerk	2,175	B	2,643	5.00	5.00
		8108_C	Senior Legal Process Clerk	2,386	B	2,900	6.00	6.00
		TEMPM_E	Temporary - Miscellaneous	0	B	0	12.62	12.68
296645 ADM City Administrator Prog	10010 GF Annual Authority Ctrl	0931_C	Manager III	4,825	B	6,159	1.00	1.00
		1820_C	Junior Administrative Analyst	2,461	B	2,992	2.00	2.00
		1823_C	Senior Administrative Analyst	3,773	B	4,585	2.00	2.00
		1824_C	Principal Administrative Analyst	4,367	B	5,309	1.00	1.00
		9920_C	Public Service Aide - Assistant To Professionals	1,699	B	1,699	4.00	4.00
		TEMPM_E	Temporary - Miscellaneous	0	B	0	6.37	4.18
296645 ADM City	10020 GF Continuing	0923_C	Manager II	4,476	B	5,713	2.00	2.00
		0931_C	Manager III	4,825	B	6,159	1.00	1.00

Division	Fund	Job Code	Job Title	Low	Type	High	2020-2021 FTE	2021-2022 FTE
296645 ADM City Administrator Prog	10020 GF Continuing Authority Ctrl	0932_C	Manager IV	5,181	B	6,612	4.00	4.00
		0933_C	Manager V	5,586	B	7,132	1.00	1.00
		0941_C	Manager VI	5,998	B	7,655	1.00	1.00
		0953_C	Deputy Director III	5,998	B	7,655	1.00	1.00
		1042_C	IS Engineer-Journey	4,294	B	5,401	1.00	1.00
		1043_C	IS Engineer-Senior	4,759	B	5,986	9.00	9.00
		1044_C	IS Engineer-Principal	5,120	B	6,440	2.00	2.00
		1052_C	IS Business Analyst	3,465	B	4,358	2.00	2.00
		1053_C	IS Business Analyst-Senior	4,011	B	5,046	10.00	10.00
		1054_C	IS Business Analyst-Principal	4,644	B	5,842	8.00	8.00
		1064_C	IS Programmer Analyst-Principal	4,233	B	5,326	3.00	3.00
		1822_C	Administrative Analyst	3,237	B	3,935	1.00	1.00
		1823_C	Senior Administrative Analyst	3,773	B	4,585	2.00	2.00
		1824_C	Principal Administrative Analyst	4,367	B	5,309	2.00	2.00
		1840_C	Junior Management Assistant	2,623	B	3,190	2.00	2.00
		5278_C	Planner II	3,308	B	4,021	1.00	1.00
		TEMPM_E	Temporary - Miscellaneous	0	B	0	1.23	1.23
296645 ADM City Administrator Prog	10600 SR Neighborhood Beautifcation	0922_C	Manager I	4,168	B	5,321	1.00	1.00
		1446_C	Secretary II	2,517	B	3,059	1.00	1.00
296645 ADM City Administrator Prog	11802 SR Culture & Rec Hotel Tax	0922_C	Manager I	4,168	B	5,321	1.00	1.00
		0932_C	Manager IV	5,181	B	6,612	1.00	1.00
		1823_C	Senior Administrative Analyst	3,773	B	4,585	1.00	1.00
		3549_C	Arts Program Assistant	2,623	B	3,190	1.00	1.00
		9774_C	Senior Community Development Specialist I	3,550	B	4,315	1.00	1.00
296645 ADM City Administrator Prog	12550 SR Grants; GSF Continuing	1820_C	Junior Administrative Analyst	2,461	B	2,992	0.77	1.00
296645 ADM City Administrator Prog	31920 TI Continuing Authority Ctrl	0932_C	Manager IV	5,181	B	6,612	0.77	1.00
		0933_C	Manager V	5,586	B	7,132	2.00	2.00
		0943_C	Manager VIII	7,271	B	9,278	1.00	1.00
		0953_C	Deputy Director III	5,998	B	7,655	1.00	1.00
		1408_C	Principal Clerk	2,740	B	3,331	1.00	1.00
		1823_C	Senior Administrative Analyst	3,773	B	4,585	3.00	3.00
		1824_C	Principal Administrative Analyst	4,367	B	5,309	2.00	2.00
		1840_C	Junior Management Assistant	2,623	B	3,190	1.00	1.00
		4140_C	Real Property Officer	3,893	B	4,730	1.00	1.00
		4143_C	Principal Real Property Officer	5,215	B	6,337	1.00	1.00
		5207_C	Associate Engineer	4,369	B	5,311	1.00	1.00
		TEMPM_E	Temporary - Miscellaneous	0	B	0	0.14	0.14
Division Total:							**283.05**	**280.73**
296646 ADM Entertainment Commission	10010 GF Annual Authority Ctrl	0922_C	Manager I	4,168	B	5,321	1.00	1.00
		0961_C	Department Head I	5,181	B	6,612	1.00	1.00
		1450_C	Executive Secretary I	2,740	B	3,331	1.00	1.00
		1823_C	Senior Administrative Analyst	3,773	B	4,585	1.00	1.00
		1842_C	Management Assistant	2,980	B	3,621	1.00	1.00
		1844_C	Senior Management Assistant	3,414	B	4,150	1.00	1.00
Division Total:							**6.00**	**6.00**
ADM Department Total							**1,030.17**	**1,025.52**

Department: ADP Adult Probation

Division	Fund	Job Code	Job Title	Low	Type	High	2020-2021 FTE	2021-2022 FTE
228886 ADP Adult Probation	10000 GF Annual Account Ctrl	0922_C	Manager I	4,168	B	5,321	1.00	1.00
		0923_C	Manager II	4,476	B	5,713	1.00	1.00
		0931_C	Manager III	4,825	B	6,159	1.00	1.00
		0933_C	Manager V	5,586	B	7,132	2.00	2.00
		1032_C	IS Trainer-Journey	3,245	B	3,944	1.00	1.00
		1041_C	IS Engineer-Assistant	3,878	B	4,877	1.00	1.00
		1053_C	IS Business Analyst-Senior	4,011	B	5,046	1.00	1.00
		1054_C	IS Business Analyst-Principal	4,644	B	5,842	1.00	1.00
		1062_C	IS Programmer Analyst	2,992	B	3,763	1.00	1.00
		1094_C	IT Operations Support Administrator IV	3,944	B	4,887	1.00	1.00
		1222_C	Senior Payroll And Personnel Clerk	2,809	B	3,414	1.00	1.00
		1244_C	Senior Human Resources Analyst	3,944	B	4,792	2.00	2.00
		1404_C	Clerk	2,002	B	2,432	1.00	1.00
		1408_C	Principal Clerk	2,740	B	3,331	1.00	1.00
		1410_C	Chief Clerk	3,142	B	3,819	1.00	1.00
		1424_C	Clerk Typist	2,082	B	2,530	4.00	4.00
		1454_C	Executive Secretary III	3,277	B	3,981	1.00	1.00
		1632_C	Senior Account Clerk	2,487	B	3,021	1.00	1.00
		1654_C	Accountant III	3,631	B	4,413	1.00	1.00
		1804_C	Statistician	2,987	B	3,631	1.00	1.00
		1823_C	Senior Administrative Analyst	3,773	B	4,585	3.00	3.00
		1824_C	Principal Administrative Analyst	4,367	B	5,309	2.00	2.00
		1842_C	Management Assistant	2,980	B	3,621	1.00	1.00
		8434_C	Supervising Adult Probation Officer	4,111	B	4,996	0.50	0.50
		8434_S	Supervising Adult Probation Officer	4,111	B	4,996	14.50	14.50
		8435_C	Division Director, Adult Probation	4,168	B	5,321	4.00	4.00
		8436_C	Chief Adult Probation Officer	6,426	B	8,200	1.00	1.00
		8438_C	Chief Deputy Adult Probation Officer	4,825	B	6,159	1.00	1.00
		8444_C	Deputy Probation Officer	2,763	B	4,481	10.00	10.00
		8444_S	Deputy Probation Officer	2,763	B	4,481	58.62	58.62
		8529_C	Probation Assistant	2,233	B	2,714	16.00	16.00
		8530_P	Deputy Probation Officer (SFERS)	2,763	B	4,481	27.00	27.00
		8534_P	Supervising Adult Probation Officer (SFERS)	4,111	B	4,996	1.00	1.00
		9774_C	Senior Community Development Specialist I	3,550	B	4,315	1.00	1.00
		TEMPM_E	Temporary - Miscellaneous	0	B	0	2.02	2.02
228886 ADP Adult Probation	11580 SR Community Health-Grants	8530_P	Deputy Probation Officer (SFERS)	2,763	B	4,481	1.38	1.38
228886 ADP Adult Probation	13470 SR ADP Special Rev Fund	1824_C	Principal Administrative Analyst	4,367	B	5,309	1.00	1.00
		8434_S	Supervising Adult Probation Officer	4,111	B	4,996	1.00	1.00
		8444_S	Deputy Probation Officer	2,763	B	4,481	2.00	2.00
		9775_C	Senior Community Development Specialist II	4,210	B	5,118	1.00	1.00
228886 ADP Adult Probation	13550 SR Public Protection-Grant	1804_C	Statistician	2,987	B	3,631	0.77	1.00
		1806_C	Senior Statistician	3,812	B	4,633	0.77	1.00
		8444_S	Deputy Probation Officer	2,763	B	4,481	0.69	0.69
		9920_C	Public Service Aide - Assistant To Professionals	1,699	B	1,699	0.61	0.61
Division Total:							**176.86**	**177.32**
ADP Department Total							**176.86**	**177.32**

Department: AIR Airport Commission

Division	Fund	Job Code	Job Title	Low	Type	High	2020-2021 FTE	2021-2022 FTE
109648 AIR Business & Finance	17960 AIR Op Annual Account Ctrl	0931_C	Manager III	4,825	B	6,159	7.00	7.00
		0932_C	Manager IV	5,181	B	6,612	2.00	2.00
		0933_C	Manager V	5,586	B	7,132	1.00	1.00
		0941_C	Manager VI	5,998	B	7,655	5.00	5.00
		0942_C	Manager VII	6,426	B	8,200	2.00	2.00
		0955_C	Deputy Director V	7,271	B	9,278	2.00	2.00
		1053_C	IS Business Analyst-Senior	4,011	B	5,046	1.00	1.00
		1408_C	Principal Clerk	2,740	B	3,331	1.00	1.00
		1446_C	Secretary II	2,517	B	3,059	5.00	5.00
		1450_C	Executive Secretary I	2,740	B	3,331	2.00	2.00
		1452_C	Executive Secretary II	3,015	B	3,665	1.00	1.00
		1630_C	Account Clerk	2,147	B	2,610	2.00	2.00
		1632_C	Senior Account Clerk	2,487	B	3,021	7.00	7.00
		1634_C	Principal Account Clerk	2,809	B	3,414	1.00	1.00
		1652_C	Accountant II	3,002	B	3,646	4.00	4.00
		1654_C	Accountant III	3,631	B	4,413	5.00	5.42
		1657_C	Accountant IV	4,202	B	5,107	6.00	6.00
		1686_C	Auditor III	4,303	B	5,230	1.00	1.00
		1822_C	Administrative Analyst	3,237	B	3,935	5.00	5.00
		1823_C	Senior Administrative Analyst	3,773	B	4,585	6.00	6.00
		1824_C	Principal Administrative Analyst	4,367	B	5,309	3.00	3.00
		1840_C	Junior Management Assistant	2,623	B	3,190	1.00	1.00
		1842_C	Management Assistant	2,980	B	3,621	1.00	1.00
		1844_C	Senior Management Assistant	3,414	B	4,150	1.00	1.00
		4310_C	Commercial Division Assistant Supervisor	3,221	B	3,915	1.00	1.00
		5265_C	Architectural Associate I	3,718	B	4,519	1.00	1.00
		5268_C	Architect	5,009	B	6,091	1.00	1.00
		9206_C	Airport Property Specialist I	3,893	B	4,730	14.00	14.00
		9255_C	Airport Economic Planner	4,633	B	5,630	13.00	13.00
		TEMPM_E	Temporary - Miscellaneous	0	B	0	12.61	10.06
Division Total:							**114.61**	**112.48**
109662 AIR Chief Operating Officer	17960 AIR Op Annual Account Ctrl	0922_C	Manager I	4,168	B	5,321	1.00	1.00
		0923_C	Manager II	4,476	B	5,713	3.00	3.00
		0931_C	Manager III	4,825	B	6,159	1.00	1.00
		0932_C	Manager IV	5,181	B	6,612	2.00	2.00
		0941_C	Manager VI	5,998	B	7,655	10.00	10.00
		0955_C	Deputy Director V	7,271	B	9,278	2.00	2.00
		1041_C	IS Engineer-Assistant	3,878	B	4,877	3.00	3.42
		1042_C	IS Engineer-Journey	4,294	B	5,401	12.85	14.00
		1043_C	IS Engineer-Senior	4,759	B	5,986	16.00	16.00
		1044_C	IS Engineer-Principal	5,120	B	6,440	16.35	17.00
		1052_C	IS Business Analyst	3,465	B	4,358	10.00	10.00
		1053_C	IS Business Analyst-Senior	4,011	B	5,046	5.00	5.00
		1054_C	IS Business Analyst-Principal	4,644	B	5,842	12.00	12.42
		1070_C	IS Project Director	5,120	B	6,440	13.00	13.00
		1093_C	IT Operations Support Administrator III	3,245	B	4,021	3.00	3.00
		1094_C	IT Operations Support Administrator IV	3,944	B	4,887	4.00	4.00
		1231_C	EEO Programs Senior Specialist	4,181	B	5,081	1.00	1.00
		1406_C	Senior Clerk	2,076	B	2,525	1.00	1.00
		1446_C	Secretary II	2,517	B	3,059	1.00	1.00
		1450_C	Executive Secretary I	2,740	B	3,331	1.00	1.00
		1454_C	Executive Secretary III	3,277	B	3,981	1.00	1.00
		1823_C	Senior Administrative Analyst	3,773	B	4,585	1.00	1.00
		1824_C	Principal Administrative Analyst	4,367	B	5,309	2.00	2.00
		1825_C	Principal Administrative Analyst II	4,783	B	5,816	1.00	1.00
		1842_C	Management Assistant	2,980	B	3,621	2.00	2.00
		1844_C	Senior Management Assistant	3,414	B	4,150	3.00	3.00
		3522_C	Senior Museum Preparator	2,333	B	2,837	6.00	6.00

Division	Fund	Job Code	Job Title	Low	Type	High	2020-2021 FTE	2021-2022 FTE
109662 AIR Chief Operating Officer	17960 AIR Op Annual Account Ctrl	3524_C	Principal Museum Preparator	2,783	B	3,382	1.00	1.00
		3541_C	Curator I	2,381	B	2,893	1.00	1.00
		3542_C	Curator II	2,905	B	3,531	2.00	2.00
		3544_C	Curator III	3,066	B	3,727	9.00	9.00
		3546_C	Curator IV	3,855	B	4,685	3.00	3.00
		3554_C	Associate Museum Registrar	2,191	B	2,662	1.00	1.00
		3556_C	Museum Registrar	2,547	B	3,097	3.00	3.00
		3558_C	Senior Museum Registrar	3,066	B	3,727	2.00	2.00
		7308_C	Cable Splicer	3,877	B	4,713	3.77	4.00
		TEMPM_E	Temporary - Miscellaneous	0	B	0	7.00	7.12
Division Total:							**166.97**	**169.96**
109666 AIR Airport Director	17960 AIR Op Annual Account Ctrl	0922_C	Manager I	4,168	B	5,321	2.00	2.00
		0931_C	Manager III	4,825	B	6,159	1.00	1.00
		0965_C	Department Head V	9,742	B	12,433	1.00	1.00
		1232_C	Training Officer	3,407	B	4,141	2.00	2.00
		1404_C	Clerk	2,002	B	2,432	2.00	2.00
		1406_C	Senior Clerk	2,076	B	2,525	1.00	1.00
		1446_C	Secretary II	2,517	B	3,059	1.00	1.00
		1452_C	Executive Secretary II	3,015	B	3,665	3.00	3.00
		1454_C	Executive Secretary III	3,277	B	3,981	1.00	1.00
		1822_C	Administrative Analyst	3,237	B	3,935	1.00	1.00
		8152_C	Senior Claims Investigator, City Attorney's Office	4,283	B	5,207	1.00	1.00
		TEMPM_E	Temporary - Miscellaneous	0	B	0	2.22	3.26
Division Total:							**18.22**	**19.26**
109672 AIR Facilities	17960 AIR Op Annual Account Ctrl	0922_C	Manager I	4,168	B	5,321	2.00	2.00
		0923_C	Manager II	4,476	B	5,713	3.00	3.00
		0931_C	Manager III	4,825	B	6,159	2.00	2.00
		0932_C	Manager IV	5,181	B	6,612	5.00	5.00
		0933_C	Manager V	5,586	B	7,132	1.00	1.00
		0942_C	Manager VII	6,426	B	8,200	1.00	1.00
		1404_C	Clerk	2,002	B	2,432	2.00	2.00
		1406_C	Senior Clerk	2,076	B	2,525	2.00	2.00
		1426_C	Senior Clerk Typist	2,284	B	2,774	1.00	1.00
		1444_C	Secretary I	2,175	B	2,643	3.00	3.00
		1450_C	Executive Secretary I	2,740	B	3,331	2.00	2.00
		1452_C	Executive Secretary II	3,015	B	3,665	1.00	1.00
		1820_C	Junior Administrative Analyst	2,461	B	2,992	2.00	2.00
		1822_C	Administrative Analyst	3,237	B	3,935	2.00	2.00
		1824_C	Principal Administrative Analyst	4,367	B	5,309	1.00	1.00
		1842_C	Management Assistant	2,980	B	3,621	1.00	1.00
		1844_C	Senior Management Assistant	3,414	B	4,150	2.00	2.00
		1920_C	Inventory Clerk	1,997	B	2,427	1.00	1.00
		1929_C	Parts Storekeeper	2,461	B	2,992	3.00	3.00
		1931_C	Senior Parts Storekeeper	2,675	B	3,251	2.00	2.00
		1934_C	Storekeeper	2,191	B	2,662	2.00	2.00
		1942_C	Assistant Materials Coordinator	3,682	B	4,476	1.00	1.00
		2486_C	Chemist	3,135	B	4,413	4.00	4.00
		2488_C	Supervising Chemist	4,573	B	5,558	1.00	1.00
		2618_C	Food Service Supervisor	2,345	B	2,849	3.00	3.00
		2706_C	Housekeeper/Food Service Cleaner	1,838	B	2,233	58.00	58.00
		2708_C	Custodian	2,092	B	2,541	421.00	421.00
		2716_C	Custodial Assistant Supervisor	2,300	B	2,796	19.00	19.00
		2718_C	Custodial Supervisor	2,535	B	3,083	10.00	10.00
		2719_C	Janitorial Services Assistant Supervisor	2,748	B	3,341	6.00	6.00
		3417_C	Gardener	2,443	B	2,972	18.00	18.00
		3422_C	Park Section Supervisor	2,972	B	3,612	3.00	3.00
		3424_C	Integrated Pest Management Specialist	2,972	B	3,612	4.00	4.00
		5130_C	Sewage Treatment Plant Superintendent	5,081	B	6,177	1.00	1.00
		5265_C	Architectural Associate I	3,718	B	4,519	1.00	1.00

Division	Fund	Job Code	Job Title	Low	Type	High	2020-2021 FTE	2021-2022 FTE
109672 AIR Facilities	17960 AIR Op Annual Account Ctrl	5303_C	Supervisor, Traffic And Street Signs	3,595	B	4,367	1.00	1.00
		5502_C	Project Manager I	5,697	B	5,697	1.00	1.00
		5638_C	Environmental Assistant	2,682	B	3,259	2.00	2.00
		5640_C	Environmental Specialist	3,259	B	3,961	1.00	1.00
		6115_C	Wastewater Control Inspector	3,561	B	4,328	2.00	2.00
		6116_C	Supervising Wastewater Control Inspector	4,303	B	5,230	1.00	1.00
		6138_C	Industrial Hygienist	4,390	B	5,336	1.00	1.00
		6235_C	Heating And Ventilating Inspector	4,168	B	5,067	1.00	1.00
		6242_C	Plumbing Inspector	4,168	B	5,067	2.00	2.00
		6248_C	Electrical Inspector	4,168	B	5,067	2.00	2.00
		6331_C	Building Inspector	4,168	B	5,067	4.00	4.00
		6333_C	Senior Building Inspector	4,597	B	5,586	3.00	3.00
		7108_C	Heavy Equipment Operations Assistant Supervisor	3,855	B	4,685	1.00	1.00
		7205_C	Chief Stationary Engineer	4,909	B	4,909	3.00	3.00
		7208_C	Heavy Equipment Operations Supervisor	4,048	B	4,921	2.00	2.00
		7213_C	Plumber Supervisor I	4,193	B	5,096	4.00	4.00
		7215_C	General Laborer Supervisor I	2,667	B	3,242	5.00	5.00
		7219_C	Maintenance Scheduler	2,809	B	3,414	2.00	2.00
		7220_C	Asphalt Finisher Supervisor I	3,391	B	4,121	1.00	1.00
		7226_C	Carpenter Supervisor I	3,952	B	4,804	3.00	3.00
		7236_C	Locksmith Supervisor I	3,952	B	4,804	1.00	1.00
		7238_C	Electrician Supervisor I	4,071	B	4,950	4.00	4.00
		7239_C	Plumber Supervisor II	4,622	B	5,618	1.00	1.00
		7242_C	Painter Supervisor I	3,350	B	4,291	3.00	3.00
		7247_C	Sheet Metal Worker Supervisor II	4,556	B	5,539	1.00	1.00
		7248_C	Steamfitter Supervisor II	4,622	B	5,618	1.00	1.00
		7252_C	Chief Stationary Engineer, Sewage Plant	5,345	B	5,345	2.00	2.00
		7254_C	Automotive Machinist Supervisor I	4,869	B	4,869	1.00	1.00
		7262_C	Maintenance Planner	5,046	B	5,046	2.00	2.00
		7268_C	Window Cleaner Supervisor	3,105	B	3,773	1.00	1.00
		7272_C	Carpenter Supervisor II	4,357	B	5,296	1.00	1.00
		7278_C	Painter Supervisor II	3,708	B	4,505	1.00	1.00
		7282_C	Street Repair Supervisor II	3,748	B	4,556	1.00	1.00
		7287_C	Supervising Electronic Maintenance Technician	4,622	B	5,618	1.00	1.00
		7306_C	Automotive Body And Fender Worker	3,747	B	3,747	1.00	1.00
		7309_C	Car And Auto Painter	3,747	B	3,747	0.00	0.77
		7311_C	Cement Mason	2,837	B	3,451	2.00	2.00
		7313_C	Automotive Machinist	3,747	B	3,747	11.00	11.00
		7315_C	Automotive Machinist Assistant Supervisor	4,418	B	4,418	6.00	6.00
		7316_C	Water Service Inspector	3,763	B	4,574	2.00	2.00
		7317_C	Senior Water Service Inspector	4,357	B	5,296	1.00	1.00
		7318_C	Electronic Maintenance Technician	3,994	B	4,853	25.00	25.00
		7328_C	Operating Engineer, Universal	3,491	B	4,242	6.00	6.00
		7329_C	Electronic Maintenance Technician Asst Supervisor	4,315	B	5,246	2.00	2.00
		7333_C	Apprentice Stationary Engineer II	2,517	B	3,676	1.00	1.00
		7334_C	Stationary Engineer	3,869	B	3,869	47.00	47.00
		7335_C	Senior Stationary Engineer	4,385	B	4,385	8.00	8.00
		7336_C	Electronic Instrumentation Tech Wtr Pollution Ctrl	4,060	B	4,934	2.00	2.00
		7342_C	Locksmith	3,203	B	3,893	4.00	4.00
		7344_C	Carpenter	3,203	B	3,893	17.00	17.00
		7345_C	Electrician	3,602	B	4,377	26.00	26.00
		7346_C	Painter	2,949	B	3,583	37.00	37.00
		7347_C	Plumber	3,727	B	4,532	21.00	22.54
		7348_C	Steamfitter	3,727	B	4,532	5.00	5.00
		7349_C	Steamfitter Supervisor I	4,193	B	5,096	1.00	1.00
		7355_C	Truck Driver	2,894	B	3,684	19.00	19.00
		7360_C	Pipe Welder	3,727	B	4,532	2.00	2.00

Division	Fund	Job Code	Job Title	Low	Type	High	2020-2021 FTE	2021-2022 FTE
109672 AIR Facilities	17960 AIR Op Annual Account Ctrl	7372_C	Stationary Engineer, Sewage Plant	4,216	B	4,216	17.00	17.00
		7373_C	Senior Stationary Engineer, Sewage Plant	4,772	B	4,772	3.00	3.00
		7376_C	Sheet Metal Worker	3,748	B	4,556	11.00	11.00
		7378_C	Tile Setter	2,949	B	3,583	1.00	1.00
		7381_C	Automotive Mechanic	3,670	B	3,670	9.00	9.00
		7388_C	Utility Plumber	3,727	B	4,532	1.00	1.00
		7392_C	Window Cleaner	2,822	B	3,430	17.00	18.54
		7404_C	Asphalt Finisher	2,493	B	3,029	3.00	3.00
		7410_C	Automotive Service Worker	2,432	B	2,956	6.00	6.00
		7441_C	Tool Room Mechanic And Custodian	1,929	B	2,345	1.00	1.00
		7457_C	Sign Worker	2,504	B	3,044	5.00	5.77
		7502_C	Asphalt Worker	2,408	B	2,929	2.00	2.00
		7510_C	Lighting Fixture Maintenance Worker	2,086	B	2,535	9.00	9.00
		7514_C	General Laborer	2,361	B	2,871	29.00	29.00
		9230_C	Airport Custodial Services Supervisor	2,877	B	3,498	0.00	1.54
		9240_C	Airport Electrician	4,047	B	4,919	17.00	17.00
		9241_C	Airport Electrician Supervisor	4,399	B	5,348	3.00	3.00
		9242_C	Head Airport Electrician	4,620	B	5,616	1.00	1.00
		9345_C	Sheet Metal Supervisor I	4,193	B	5,096	3.00	3.00
		TEMPM_E	Temporary - Miscellaneous	0	B	0	2.62	3.42
Division Total:							**1,040.62**	**1,047.58**
109699 AIR Operations & Security	17960 AIR Op Annual Account Ctrl	0922_C	Manager I	4,168	B	5,321	3.00	3.00
		0923_C	Manager II	4,476	B	5,713	24.00	24.00
		0931_C	Manager III	4,825	B	6,159	3.00	3.00
		0932_C	Manager IV	5,181	B	6,612	2.00	2.00
		0933_C	Manager V	5,586	B	7,132	5.00	5.00
		0943_C	Manager VIII	7,271	B	9,278	2.00	2.00
		1054_C	IS Business Analyst-Principal	4,644	B	5,842	1.00	1.00
		1406_C	Senior Clerk	2,076	B	2,525	2.00	2.00
		1444_C	Secretary I	2,175	B	2,643	1.00	1.00
		1446_C	Secretary II	2,517	B	3,059	3.00	3.00
		1450_C	Executive Secretary I	2,740	B	3,331	3.00	3.00
		1706_C	Telephone Operator	1,987	B	2,416	6.00	6.00
		1822_C	Administrative Analyst	3,237	B	3,935	3.00	3.00
		1823_C	Senior Administrative Analyst	3,773	B	4,585	1.00	1.00
		1824_C	Principal Administrative Analyst	4,367	B	5,309	4.00	4.00
		1825_C	Principal Administrative Analyst II	4,783	B	5,816	1.00	1.00
		1842_C	Management Assistant	2,980	B	3,621	3.00	3.00
		1844_C	Senior Management Assistant	3,414	B	4,150	2.00	2.00
		1929_C	Parts Storekeeper	2,461	B	2,992	1.00	1.00
		5207_C	Associate Engineer	4,369	B	5,311	3.00	3.00
		5289_C	Transportation Planner III	3,926	B	4,772	1.00	1.00
		5290_C	Transportation Planner IV	4,655	B	5,657	4.00	4.00
		5322_C	Graphic Artist	2,366	B	3,021	0.77	1.00
		7272_C	Carpenter Supervisor II	4,357	B	5,296	0.00	0.50
		7362_C	Communications Systems Technician	4,168	B	5,067	2.00	2.00
		7368_C	Senior Communications Systems Technician	4,825	B	5,865	1.00	1.00
		9144_C	Investigator, Taxi and Accessible Services	3,440	B	4,181	7.00	7.00
		9202_C	Airport Communications Dispatcher	3,112	B	3,781	29.00	29.00
		9203_C	Senior Airport Communications Dispatcher	3,430	B	4,168	10.00	10.00
		9204_C	Airport Communications Supervisor	3,692	B	4,488	2.00	2.00
		9212_C	Airport Safety Officer	3,286	B	3,994	19.00	19.33
		9213_C	Airfield Safety Officer	3,532	B	4,294	46.00	46.00
		9220_C	Aviation Security Operations Supervisor	3,855	B	4,685	6.00	6.00
		9221_C	Airport Operations Supervisor	4,241	B	5,154	10.00	10.00
		9234_C	Airport Security ID Technician	2,284	B	2,774	20.00	20.00
		9236_C	Airport Ground Transportation Technician	2,284	B	2,774	6.00	6.00
		9247_C	Airport Emergency Planning Coordinator	3,602	B	4,377	3.00	3.00
		TEMPM_E	Temporary - Miscellaneous	0	B	0	6.76	10.21

Division	Fund	Job Code	Job Title	Low	Type	High	2020-2021 FTE	2021-2022 FTE
Division Total:							**246.53**	**251.04**
109711 AIR Design & Construction	17960 AIR Op Annual Account Ctrl	0932_C	Manager IV	5,181	B	6,612	1.00	1.00
		1043_C	IS Engineer-Senior	4,759	B	5,986	1.00	1.00
		1044_C	IS Engineer-Principal	5,120	B	6,440	1.00	1.00
		1052_C	IS Business Analyst	3,465	B	4,358	2.00	2.00
		1053_C	IS Business Analyst-Senior	4,011	B	5,046	1.00	1.00
		1054_C	IS Business Analyst-Principal	4,644	B	5,842	2.00	2.00
		1092_C	IT Operations Support Administrator II	2,669	B	3,308	1.00	1.00
		1823_C	Senior Administrative Analyst	3,773	B	4,585	1.00	1.00
		5120_C	Architectural Administrator	4,413	B	5,363	1.00	1.00
		5207_C	Associate Engineer	4,369	B	5,311	48.00	48.00
		5209_C	Industrial Engineer	4,369	B	5,311	1.00	1.00
		5211_C	Engineer/Architect/Landscape Architect Senior	5,856	B	7,117	5.00	5.00
		5212_C	Engineer/Architect Principal	6,796	B	8,262	1.00	1.00
		5216_C	Chief Surveyor	4,677	B	5,685	1.00	1.00
		5241_C	Engineer	5,058	B	6,150	28.00	28.00
		5261_C	Architectural/Landscape Architectural Assistant II	3,245	B	3,944	9.00	9.00
		5265_C	Architectural Associate I	3,718	B	4,519	5.00	5.00
		5266_C	Architectural Associate II	4,328	B	5,260	8.00	8.00
		5268_C	Architect	5,009	B	6,091	4.77	5.00
		5272_C	Landscape Architectural Associate II	4,328	B	5,260	2.00	2.00
		5305_C	Materials Testing Technician	2,748	B	3,341	2.00	2.00
		5310_C	Survey Assistant I	2,803	B	3,407	2.00	2.00
		5312_C	Survey Assistant II	3,150	B	3,830	2.00	2.00
		5314_C	Survey Associate	3,630	B	4,412	2.00	2.00
		5362_C	Engineering Assistant	2,774	B	3,372	2.00	2.00
		5364_C	Engineering Associate I	3,075	B	3,739	5.00	5.00
		5366_C	Engineering Associate II	3,561	B	4,328	7.00	7.00
		5502_C	Project Manager I	5,697	B	5,697	2.00	2.00
		5504_C	Project Manager II	6,592	B	6,592	8.31	9.00
		5506_C	Project Manager III	8,003	B	8,003	4.00	4.00
		5508_C	Project Manager IV	8,926	B	8,926	3.00	3.00
		5601_C	Utility Analyst	2,559	B	3,972	1.00	1.00
		6318_C	Construction Inspector	3,755	B	4,566	12.00	12.00
		6319_C	Senior Contruction Inspector	4,141	B	5,034	5.00	5.00
		6335_C	Disability Access Coordinator	5,713	B	6,943	1.00	1.00
		9255_C	Airport Economic Planner	4,633	B	5,630	1.00	1.00
		TEMPM_E	Temporary - Miscellaneous	0	B	0	0.08	2.58
109711 AIR Design & Construction	18000 AIR Overhead OHF	0941_C	Manager VI	5,998	B	7,655	1.00	1.00
		0942_C	Manager VII	6,426	B	8,200	1.00	1.00
		0954_C	Deputy Director IV	6,829	B	8,714	1.00	1.00
		0955_C	Deputy Director V	7,271	B	9,278	1.00	1.00
		1070_C	IS Project Director	5,120	B	6,440	1.00	1.00
		1406_C	Senior Clerk	2,076	B	2,525	1.00	1.00
		1444_C	Secretary I	2,175	B	2,643	1.00	1.00
		1446_C	Secretary II	2,517	B	3,059	2.00	2.00
		1450_C	Executive Secretary I	2,740	B	3,331	3.00	3.00
		1820_C	Junior Administrative Analyst	2,461	B	2,992	2.00	2.00
		1822_C	Administrative Analyst	3,237	B	3,935	3.00	3.00
		1823_C	Senior Administrative Analyst	3,773	B	4,585	4.00	4.00
		1824_C	Principal Administrative Analyst	4,367	B	5,309	2.00	2.00
		1825_C	Principal Administrative Analyst II	4,783	B	5,816	1.00	1.00
		1844_C	Senior Management Assistant	3,414	B	4,150	1.00	1.00
		5174_C	Administrative Engineer	5,440	B	6,612	2.00	2.00
		5211_C	Engineer/Architect/Landscape Architect Senior	5,856	B	7,117	6.00	6.00
		5212_C	Engineer/Architect Principal	6,796	B	8,262	3.00	3.00
		5272_C	Landscape Architectural Associate II	4,328	B	5,260	1.00	1.00
		5504_C	Project Manager II	6,592	B	6,592	1.00	1.00
		6318_C	Construction Inspector	3,755	B	4,566	1.00	1.00

Division	Fund	Job Code	Job Title	Low	Type	High	2020-2021 FTE	2021-2022 FTE
109711 AIR Design & Construction	18000 AIR Overhead OHF	TEMPM_E	Temporary - Miscellaneous	0	B	0	2.64	2.64
Division Total:							**224.80**	**228.22**
109717 AIR Planning Division	17960 AIR Op Annual Account Ctrl	0922_C	Manager I	4,168	B	5,321	1.00	1.00
		0931_C	Manager III	4,825	B	6,159	1.00	1.00
		0932_C	Manager IV	5,181	B	6,612	1.00	1.00
		5264_C	Airport Noise Abatement Specialist	3,029	B	3,682	2.00	2.00
		5271_C	Senior Airport Noise Abatement Specialist	3,299	B	4,010	2.00	2.00
		5278_C	Planner II	3,308	B	4,021	1.00	1.00
		5283_C	Planner V	5,524	B	6,713	2.00	2.00
		5291_C	Planner III	3,926	B	4,772	2.00	2.00
		5293_C	Planner IV	4,655	B	5,657	1.00	1.00
		5298_C	Planner III-Environmental Review	3,926	B	4,772	1.00	1.00
		5299_C	Planner IV-Environmental Review	4,655	B	5,657	2.00	2.00
Division Total:							**16.00**	**16.00**
109730 AIR Fire Bureau	17960 AIR Op Annual Account Ctrl	1450_C	Executive Secretary I	2,740	B	3,331	1.00	1.00
Division Total:							**1.00**	**1.00**
109732 AIR Police Bureau	17960 AIR Op Annual Account Ctrl	9255_C	Airport Economic Planner	4,633	B	5,630	1.00	1.00
Division Total:							**1.00**	**1.00**
228937 AIR Bureau Of Admin & Policy	17960 AIR Op Annual Account Ctrl	0922_C	Manager I	4,168	B	5,321	1.00	1.00
		0931_C	Manager III	4,825	B	6,159	4.00	4.00
		0932_C	Manager IV	5,181	B	6,612	2.00	2.00
		0933_C	Manager V	5,586	B	7,132	1.00	1.00
		0941_C	Manager VI	5,998	B	7,655	1.00	1.00
		0953_C	Deputy Director III	5,998	B	7,655	1.00	1.00
		0955_C	Deputy Director V	7,271	B	9,278	1.00	1.00
		1204_C	Senior Personnel Clerk	2,579	B	3,135	3.00	3.00
		1220_C	Payroll and Personnel Clerk	2,560	B	3,112	4.00	4.00
		1222_C	Senior Payroll And Personnel Clerk	2,809	B	3,414	2.00	2.00
		1224_C	Principal Payroll And Personnel Clerk	3,097	B	3,763	1.00	1.00
		1241_C	Human Resources Analyst	2,791	B	4,107	13.00	13.00
		1244_C	Senior Human Resources Analyst	3,944	B	4,792	10.00	10.00
		1246_C	Principal Human Resources Analyst	4,677	B	5,685	1.00	1.00
		1250_C	Recruiter	3,944	B	4,792	1.00	1.00
		1406_C	Senior Clerk	2,076	B	2,525	3.50	3.50
		1446_C	Secretary II	2,517	B	3,059	3.00	3.00
		1450_C	Executive Secretary I	2,740	B	3,331	1.00	1.00
		1452_C	Executive Secretary II	3,015	B	3,665	1.00	1.00
		1823_C	Senior Administrative Analyst	3,773	B	4,585	2.00	2.23
		1824_C	Principal Administrative Analyst	4,367	B	5,309	3.00	3.00
		1825_C	Principal Administrative Analyst II	4,783	B	5,816	1.00	1.00
		1842_C	Management Assistant	2,980	B	3,621	1.00	1.00
		5177_C	Safety Officer	4,841	B	5,883	1.00	1.00
		5644_C	Principal Environmental Specialist	4,328	B	5,260	1.00	1.00
		6130_C	Safety Analyst	4,390	B	5,336	1.00	1.00
		6137_C	Assistant Industrial Hygienist	3,308	B	4,021	1.00	1.00
		6138_C	Industrial Hygienist	4,390	B	5,336	1.00	1.00
		6139_C	Senior Industrial Hygienist	4,841	B	5,883	1.00	1.00
		8139_C	Industrial Injury Investigator	2,849	B	3,463	1.00	1.00
		9772_C	Community Development Specialist	3,066	B	3,727	0.00	0.23
		9774_C	Senior Community Development Specialist I	3,550	B	4,315	1.00	1.00
		9910_C	Public Service Trainee	0	C	0	2.00	2.00
		TEMPM_E	Temporary - Miscellaneous	0	B	0	4.84	6.19
228937 AIR Bureau Of Admin & Policy	17970 AIR Op Annual Authority Ctrl	0932_C	Manager IV	5,181	B	6,612	1.00	1.00
		1840_C	Junior Management Assistant	2,623	B	3,190	1.00	1.00
		9704_C	Employment & Training Specialist III	3,097	B	3,763	2.00	2.00

Division	Fund	Job Code	Job Title	Low	Type	High	2020-2021 FTE	2021-2022 FTE
228937 AIR Bureau Of Admin & Policy	17970 AIR Op Annual Authority Ctrl	9708_C	Employment & Training Specialist VI	4,463	B	5,424	2.00	2.00
		TEMPM_E	Temporary - Miscellaneous	0	B	0	5.42	6.65
Division Total:							**87.76**	**90.80**
228993 AIR Communications & Mrktng	17960 AIR Op Annual Account Ctrl	0922_C	Manager I	4,168	B	5,321	2.00	2.00
		0923_C	Manager II	4,476	B	5,713	4.00	4.23
		0931_C	Manager III	4,825	B	6,159	1.00	1.00
		0932_C	Manager IV	5,181	B	6,612	1.00	1.00
		0933_C	Manager V	5,586	B	7,132	4.00	4.00
		0941_C	Manager VI	5,998	B	7,655	1.00	1.00
		0955_C	Deputy Director V	7,271	B	9,278	1.00	1.00
		1312_C	Public Information Officer	2,987	B	3,631	1.00	1.00
		1406_C	Senior Clerk	2,076	B	2,525	1.00	1.00
		1446_C	Secretary II	2,517	B	3,059	1.00	1.00
		1452_C	Executive Secretary II	3,015	B	3,665	2.00	2.00
		1760_C	Offset Machine Operator	2,317	B	2,816	2.00	2.00
		1762_C	Senior Offset Machine Operator	2,312	B	2,809	1.00	1.00
		1764_C	Mail And Reproduction Service Supervisor	2,972	B	3,612	1.00	1.00
		1823_C	Senior Administrative Analyst	3,773	B	4,585	1.00	1.00
		1827_C	Administrative Services Manager	3,812	B	4,633	1.00	1.00
		1840_C	Junior Management Assistant	2,623	B	3,190	2.00	2.00
		1842_C	Management Assistant	2,980	B	3,621	2.00	2.00
		1844_C	Senior Management Assistant	3,414	B	4,150	1.00	1.00
		5320_C	Illustrator And Art Designer	3,075	B	3,739	0.00	1.00
		5322_C	Graphic Artist	2,366	B	3,021	2.00	1.00
		5330_C	Graphics Supervisor	3,229	B	3,926	1.00	1.00
		9251_C	Public Relations Manager	4,721	B	5,740	2.00	2.00
		9254_C	Airport Communications Officer	3,659	B	4,449	2.00	2.00
		TEMPM_E	Temporary - Miscellaneous	0	B	0	0.28	0.52
Division Total:							**37.28**	**37.75**
AIR Department Total							**1,954.79**	**1,975.09**

Department: ART Arts Commission

Division	Fund	Job Code	Job Title	Low	Type	High	2020-2021 FTE	2021-2022 FTE
163646 ART Public Art & Collections	10010 GF Annual Authority Ctrl	1824_C	Principal Administrative Analyst	4,367	B	5,309	0.50	0.50
		1840_C	Junior Management Assistant	2,623	B	3,190	1.00	1.00
		1842_C	Management Assistant	2,980	B	3,621	1.00	1.00
		1844_C	Senior Management Assistant	3,414	B	4,150	1.00	1.00
163646 ART Public Art & Collections	10060 GF Work Order	1824_C	Principal Administrative Analyst	4,367	B	5,309	0.10	0.10
Division Total:							**3.60**	**3.60**
163647 ART Street Artist Program	11750 SR Arts Com-Strt Artist Prog	1840_C	Junior Management Assistant	2,623	B	3,190	0.50	0.50
		1842_C	Management Assistant	2,980	B	3,621	0.50	0.50
Division Total:							**1.00**	**1.00**
163648 ART Municipal Galleries	10010 GF Annual Authority Ctrl	1840_C	Junior Management Assistant	2,623	B	3,190	1.00	1.00
		1842_C	Management Assistant	2,980	B	3,621	2.00	2.00
		1844_C	Senior Management Assistant	3,414	B	4,150	1.00	1.00
		3524_C	Principal Museum Preparator	2,783	B	3,382	0.50	0.50
Division Total:							**4.50**	**4.50**
163649 ART Civic Design	11740 SR Arts Com-Public Arts	0923_C	Manager II	4,476	B	5,713	0.50	0.50
		1840_C	Junior Management Assistant	2,623	B	3,190	0.50	0.50
Division Total:							**1.00**	**1.00**
187644 ART Community Investments	10060 GF Work Order	1840_C	Junior Management Assistant	2,623	B	3,190	1.00	1.00
		1842_C	Management Assistant	2,980	B	3,621	1.00	1.00
187644 ART Community Investments	11802 SR Culture & Rec Hotel Tax	1822_C	Administrative Analyst	3,237	B	3,935	0.50	0.50
		1824_C	Principal Administrative Analyst	4,367	B	5,309	1.00	1.00
		1840_C	Junior Management Assistant	2,623	B	3,190	2.50	2.50
		1842_C	Management Assistant	2,980	B	3,621	3.50	3.50
		1844_C	Senior Management Assistant	3,414	B	4,150	1.00	1.00
Division Total:							**10.50**	**10.50**
229000 ART Administration	10000 GF Annual Account Ctrl	0923_C	Manager II	4,476	B	5,713	0.50	0.50
		0951_C	Deputy Director I	4,168	B	5,321	1.00	1.00
		0961_C	Department Head I	5,181	B	6,612	1.00	1.00
		1314_C	Public Relations Officer	3,561	B	4,328	1.00	1.00
		1452_C	Executive Secretary II	3,015	B	3,665	1.00	1.00
		1632_C	Senior Account Clerk	2,487	B	3,021	1.00	1.00
		1634_C	Principal Account Clerk	2,809	B	3,414	2.00	2.00
		1657_C	Accountant IV	4,202	B	5,107	1.00	1.00
		1822_C	Administrative Analyst	3,237	B	3,935	0.50	0.50
		1823_C	Senior Administrative Analyst	3,773	B	4,585	1.00	1.00
		1840_C	Junior Management Assistant	2,623	B	3,190	1.00	1.00
		1842_C	Management Assistant	2,980	B	3,621	1.00	1.00
		1844_C	Senior Management Assistant	3,414	B	4,150	1.00	1.00
		TEMPM_E	Temporary - Miscellaneous	0	B	0	0.48	0.48
229000 ART Administration	10060 GF Work Order	1824_C	Principal Administrative Analyst	4,367	B	5,309	0.40	0.40
		1840_C	Junior Management Assistant	2,623	B	3,190	1.50	1.50
		1842_C	Management Assistant	2,980	B	3,621	4.00	4.00
		1844_C	Senior Management Assistant	3,414	B	4,150	1.00	1.00
Division Total:							**20.38**	**20.38**
ART Department Total							**40.98**	**40.98**

Department: ASR Assessor / Recorder

Division	Fund	Job Code	Job Title	Low	Type	High	2020-2021 FTE	2021-2022 FTE
196644 ASR Transactions	10000 GF Annual Account Ctrl	1822_C	Administrative Analyst	3,237	B	3,935	1.00	1.00
		1823_C	Senior Administrative Analyst	3,773	B	4,585	2.00	2.00
		4215_C	Assessor-Recorder Senior Office Specialist	2,636	B	3,362	13.00	13.00
		TEMPM_E	Temporary - Miscellaneous	0	B	0	0.09	0.09
Division Total:							**16.09**	**16.09**
196645 ASR Exemptions	10000 GF Annual Account Ctrl	4215_C	Assessor-Recorder Senior Office Specialist	2,636	B	3,362	5.00	5.00
		TEMPM_E	Temporary - Miscellaneous	0	B	0	0.09	0.09
Division Total:							**5.09**	**5.09**
196646 ASR Public Service	10000 GF Annual Account Ctrl	0922_C	Manager I	4,168	B	5,321	1.00	1.00
		0931_C	Manager III	4,825	B	6,159	1.00	1.00
		1752_C	Senior Microphoto/Imaging Technician	2,333	B	2,837	1.00	1.00
		1842_C	Management Assistant	2,980	B	3,621	1.00	1.00
		4213_C	Assessor-Recorder Office Assistant	2,147	B	2,610	7.00	7.00
		4214_C	Assessor-Recorder Office Specialist	2,386	B	2,900	1.00	1.00
		4215_C	Assessor-Recorder Senior Office Specialist	2,636	B	3,362	1.00	1.00
		TEMPM_E	Temporary - Miscellaneous	0	B	0	0.09	0.09
Division Total:							**13.09**	**13.09**
229011 ASR Real Property	10000 GF Annual Account Ctrl	0931_C	Manager III	4,825	B	6,159	3.00	3.00
		0933_C	Manager V	5,586	B	7,132	1.00	1.00
		0953_C	Deputy Director III	5,998	B	7,655	1.00	1.00
		1042_C	IS Engineer-Journey	4,294	B	5,401	1.00	1.00
		1820_C	Junior Administrative Analyst	2,461	B	2,992	3.00	3.00
		1822_C	Administrative Analyst	3,237	B	3,935	1.00	1.00
		1823_C	Senior Administrative Analyst	3,773	B	4,585	2.00	2.00
		1824_C	Principal Administrative Analyst	4,367	B	5,309	1.00	1.00
		4213_C	Assessor-Recorder Office Assistant	2,147	B	2,610	5.00	5.00
		4215_C	Assessor-Recorder Senior Office Specialist	2,636	B	3,362	1.00	1.00
		4261_C	Real Property Appraiser	3,212	B	3,904	31.00	31.00
		4265_C	Senior Real Property Appraiser	3,718	B	4,519	10.00	10.00
		4267_C	Principal Real Property Appraiser	4,303	B	5,230	7.25	7.25
		TEMPM_E	Temporary - Miscellaneous	0	B	0	0.09	0.09
229011 ASR Real Property	10020 GF Continuing Authority Ctrl	0931_C	Manager III	4,825	B	6,159	2.00	2.00
		0941_C	Manager VI	5,998	B	7,655	1.00	1.00
		1043_C	IS Engineer-Senior	4,759	B	5,986	1.00	1.00
		1052_C	IS Business Analyst	3,465	B	4,358	1.00	1.00
		1053_C	IS Business Analyst-Senior	4,011	B	5,046	1.00	1.00
		1054_C	IS Business Analyst-Principal	4,644	B	5,842	3.00	3.00
		1063_C	IS Programmer Analyst-Senior	3,635	B	4,576	1.00	1.00
		1822_C	Administrative Analyst	3,237	B	3,935	2.00	2.00
		1823_C	Senior Administrative Analyst	3,773	B	4,585	1.00	1.00
		1824_C	Principal Administrative Analyst	4,367	B	5,309	1.00	1.00
		4222_C	Senior Tax Auditor-Appraiser	3,718	B	4,519	1.00	1.00
		4224_C	Principal Tax Auditor-Appraiser	4,303	B	5,230	1.00	1.00
		5504_C	Project Manager II	6,592	B	6,592	1.00	1.00
229011 ASR Real Property	10060 GF Work Order	4261_C	Real Property Appraiser	3,212	B	3,904	6.00	6.00
		4265_C	Senior Real Property Appraiser	3,718	B	4,519	11.00	11.00
		4267_C	Principal Real Property Appraiser	4,303	B	5,230	4.75	4.75
Division Total:							**106.09**	**106.09**
229012 ASR Personal Property	10000 GF Annual Account Ctrl	0931_C	Manager III	4,825	B	6,159	1.00	1.00
		1820_C	Junior Administrative Analyst	2,461	B	2,992	2.00	2.00
		1822_C	Administrative Analyst	3,237	B	3,935	1.00	1.00
		4213_C	Assessor-Recorder Office Assistant	2,147	B	2,610	4.00	4.00
		4215_C	Assessor-Recorder Senior Office Specialist	2,636	B	3,362	1.00	1.00
		4216_C	Assessor-Recorder Operations Supervisor	3,221	B	3,915	1.00	1.00
		4220_C	Tax Auditor-Appraiser	3,212	B	3,904	8.00	8.00
		4222_C	Senior Tax Auditor-Appraiser	3,718	B	4,519	7.00	7.00
		4224_C	Principal Tax Auditor-Appraiser	4,303	B	5,230	3.00	3.00
		TEMPM_E	Temporary - Miscellaneous	0	B	0	0.10	0.10

Division	Fund	Job Code	Job Title	Low	Type	High	2020-2021 FTE	2021-2022 FTE
Division Total:							**28.10**	**28.10**
229014 ASR Administration	10000 GF Annual Account Ctrl	0922_C	Manager I	4,168	B	5,321	2.00	2.00
		0923_C	Manager II	4,476	B	5,713	2.00	2.00
		0953_C	Deputy Director III	5,998	B	7,655	1.00	1.00
		1042_C	IS Engineer-Journey	4,294	B	5,401	0.25	0.25
		1052_C	IS Business Analyst	3,465	B	4,358	1.00	1.00
		1053_C	IS Business Analyst-Senior	4,011	B	5,046	1.00	1.00
		1071_C	IS Manager	5,373	B	7,655	1.00	1.00
		1092_C	IT Operations Support Administrator II	2,669	B	3,308	1.00	1.00
		1222_C	Senior Payroll And Personnel Clerk	2,809	B	3,414	1.00	1.00
		1241_C	Human Resources Analyst	2,791	B	4,107	2.00	2.00
		1244_C	Senior Human Resources Analyst	3,944	B	4,792	1.00	1.00
		1630_C	Account Clerk	2,147	B	2,610	1.00	1.00
		1632_C	Senior Account Clerk	2,487	B	3,021	1.00	1.00
		1654_C	Accountant III	3,631	B	4,413	1.00	1.00
		1823_C	Senior Administrative Analyst	3,773	B	4,585	4.00	4.00
		1842_C	Management Assistant	2,980	B	3,621	1.00	1.00
		4290_C	Assessor	8,408	B	8,408	1.00	1.00
		TEMPM_E	Temporary - Miscellaneous	0	B	0	0.09	0.09
Division Total:							**22.34**	**22.34**
229015 ASR Recorder	10000 GF Annual Account Ctrl	0931_C	Manager III	4,825	B	6,159	1.00	1.00
		1822_C	Administrative Analyst	3,237	B	3,935	0.50	0.50
		4215_C	Assessor-Recorder Senior Office Specialist	2,636	B	3,362	4.80	4.80
		4310_C	Commercial Division Assistant Supervisor	3,221	B	3,915	1.00	1.00
		TEMPM_E	Temporary - Miscellaneous	0	B	0	0.09	0.09
229015 ASR Recorder	12610 SR State Auth Special Rev	1042_C	IS Engineer-Journey	4,294	B	5,401	0.75	0.75
		1053_C	IS Business Analyst-Senior	4,011	B	5,046	1.00	1.00
		1093_C	IT Operations Support Administrator III	3,245	B	4,021	1.00	1.00
		1822_C	Administrative Analyst	3,237	B	3,935	0.50	0.50
		4213_C	Assessor-Recorder Office Assistant	2,147	B	2,610	1.00	1.00
		4214_C	Assessor-Recorder Office Specialist	2,386	B	2,900	1.00	1.00
		4215_C	Assessor-Recorder Senior Office Specialist	2,636	B	3,362	5.20	5.20
Division Total:							**17.84**	**17.84**
ASR Department Total							**208.64**	**208.64**

Department: BOA Board Of Appeals - PAB

Division	Fund	Job Code	Job Title	Low	Type	High	2020-2021 FTE	2021-2022 FTE
232076 BOA Board Of Appeals - PAB	10000 GF Annual Account Ctrl	0961_C	Department Head I	5,181	B	6,612	1.00	1.00
		8106_C	Legal Process Clerk	2,175	B	2,643	3.00	3.00
		8173_C	Legal Assistant	3,091	B	3,755	1.00	1.00
		TEMPM_E	Temporary - Miscellaneous	0	B	0	0.13	0.13
Division Total:							**5.13**	**5.13**
BOA Department Total							**5.13**	**5.13**

Department: BOS Board of Supervisors

Division	Fund	Job Code	Job Title	Low	Type	High	2020-2021 FTE	2021-2022 FTE
207666 BOS Youth Commission	10000 GF Annual Account Ctrl	1362_C	Special Assistant III	2,112	B	2,567	2.00	2.00
		1822_C	Administrative Analyst	3,237	B	3,935	1.00	1.00
Division Total:							**3.00**	**3.00**
207667 BOS Sunshine Ord Task Force	10000 GF Annual Account Ctrl	1492_C	Assistant Clerk, Board of Supervisors	3,755	B	4,566	1.00	1.00
Division Total:							**1.00**	**1.00**
229018 BOS Clerk Of The Board	10000 GF Annual Account Ctrl	0931_C	Manager III	4,825	B	6,159	1.00	1.00
		0952_C	Deputy Director II	4,825	B	6,159	3.00	3.00
		0963_C	Department Head III	6,829	B	8,714	1.00	1.00
		1053_C	IS Business Analyst-Senior	4,011	B	5,046	1.00	1.00
		1093_C	IT Operations Support Administrator III	3,245	B	4,021	1.00	1.00
		1094_C	IT Operations Support Administrator IV	3,944	B	4,887	1.00	1.00
		1244_C	Senior Human Resources Analyst	3,944	B	4,792	1.00	1.00
		1406_C	Senior Clerk	2,076	B	2,525	3.00	3.00
		1454_C	Executive Secretary III	3,277	B	3,981	1.00	1.00
		1492_C	Assistant Clerk, Board of Supervisors	3,755	B	4,566	5.00	5.00
		1654_C	Accountant III	3,631	B	4,413	1.00	1.00
		1823_C	Senior Administrative Analyst	3,773	B	4,585	1.00	1.00
		1840_C	Junior Management Assistant	2,623	B	3,190	1.00	1.00
		8118_C	Legislative Clerk	3,029	B	3,682	3.00	3.00
		TEMPM_E	Temporary - Miscellaneous	0	B	0	0.28	0.28
Division Total:							**24.28**	**24.28**
229019 BOS Assessment Appeals Board	10000 GF Annual Account Ctrl	0922_C	Manager I	4,168	B	5,321	1.00	1.00
		1406_C	Senior Clerk	2,076	B	2,525	1.00	1.00
		1426_C	Senior Clerk Typist	2,284	B	2,774	1.00	1.00
		1823_C	Senior Administrative Analyst	3,773	B	4,585	1.00	1.00
		TEMPM_E	Temporary - Miscellaneous	0	B	0	0.09	0.09
Division Total:							**4.09**	**4.09**
229020 BOS Supervisors	10000 GF Annual Account Ctrl	0720_C	Member, Board of Supervisors	5,390	B	5,390	11.00	11.00
		1364_C	Special Assistant V	2,443	B	2,972	11.00	11.00
		1835_C	Legislative Assistant	3,829	B	4,655	33.00	33.00
		TEMPM_E	Temporary - Miscellaneous	0	B	0	0.51	0.51
Division Total:							**55.51**	**55.51**
232591 BOS Local Agncy Formation Comm	10020 GF Continuing Authority Ctrl	9775_C	Senior Community Development Specialist II	4,210	B	5,118	0.23	0.00
Division Total:							**0.23**	**0.00**
BOS Department Total							**88.11**	**87.88**

Department: CAT City Attorney

Division	Fund	Job Code	Job Title	Low	Type	High	2020-2021 FTE	2021-2022 FTE
229042 CAT City Attorney	10000 GF Annual Account Ctrl	0922_C	Manager I	4,168	B	5,321	1.00	1.00
		0931_C	Manager III	4,825	B	6,159	3.00	3.00
		0932_C	Manager IV	5,181	B	6,612	2.00	2.00
		0941_C	Manager VI	5,998	B	7,655	1.00	1.00
		1032_C	IS Trainer-Journey	3,245	B	3,944	1.00	1.00
		1041_C	IS Engineer-Assistant	3,878	B	4,877	1.00	1.00
		1043_C	IS Engineer-Senior	4,759	B	5,986	1.00	1.00
		1071_C	IS Manager	5,373	B	7,655	1.00	1.00
		1093_C	IT Operations Support Administrator III	3,245	B	4,021	1.00	1.00
		1094_C	IT Operations Support Administrator IV	3,944	B	4,887	1.00	1.00
		1095_C	IT Operations Support Administrator V	4,242	B	5,260	1.00	1.00
		1222_C	Senior Payroll And Personnel Clerk	2,809	B	3,414	1.00	1.00
		1406_C	Senior Clerk	2,076	B	2,525	3.00	3.00
		1408_C	Principal Clerk	2,740	B	3,331	1.00	1.00
		1424_C	Clerk Typist	2,082	B	2,530	3.00	3.00
		1426_C	Senior Clerk Typist	2,284	B	2,774	2.00	2.00
		1458_C	Legal Secretary I	2,921	B	3,550	39.50	39.50
		1460_C	Legal Secretary II	3,142	B	3,819	12.00	12.00
		1474_C	Claims Process Clerk	2,361	B	2,871	1.00	1.00
		1522_C	Confidential Secretary To City Attorney	3,508	B	4,262	1.00	1.00
		1632_C	Senior Account Clerk	2,487	B	3,021	5.00	5.00
		1634_C	Principal Account Clerk	2,809	B	3,414	1.00	1.00
		1654_C	Accountant III	3,631	B	4,413	1.00	1.00
		1824_C	Principal Administrative Analyst	4,367	B	5,309	1.00	1.00
		1840_C	Junior Management Assistant	2,623	B	3,190	1.00	1.00
		3616_C	Library Technical Assistant I	2,687	B	3,266	1.00	1.00
		8113_C	Court Clerk	3,299	B	4,010	1.00	1.00
		8151_C	Claims Investigator, City Attorney's Office	3,885	B	4,721	32.60	32.60
		8152_C	Senior Claims Investigator, City Attorney's Office	4,283	B	5,207	6.00	6.00
		8173_C	Legal Assistant	3,091	B	3,755	4.00	4.00
		8177_C	Attorney (Civil/Criminal)	4,731	B	8,287	135.00	135.00
		8181_C	Assistant Chief Attorney I	7,690	B	9,349	17.00	17.00
		8182_C	Head Attorney, Civil And Criminal	7,324	B	8,903	16.00	16.00
		8183_C	Assistant Chief Attorney II	8,076	B	9,815	4.00	4.00
		8193_C	Chief Attorney I (Civil & Criminal)	8,160	B	9,920	2.00	2.00
		8197_C	City Attorney	11,147	B	11,147	1.00	1.00
		9155_C	Claims Investigator	3,904	B	4,745	6.00	6.00
		9156_C	Senior Claims Investigator	4,303	B	5,230	1.00	1.00
		9157_C	Claims Adjuster	4,303	B	5,230	6.00	6.00
		AB44_C	Confidential Chief Attorney II, (Civil & Criminal)	8,439	B	10,259	3.00	3.00
		TEMPM_E	Temporary - Miscellaneous	0	B	0	1.89	1.89
229042 CAT City Attorney	13490 SR City Attorney-Special Rev	0931_C	Manager III	4,825	B	6,159	1.00	1.00
		1458_C	Legal Secretary I	2,921	B	3,550	2.00	2.00
		8173_C	Legal Assistant	3,091	B	3,755	3.00	3.00
		8177_C	Attorney (Civil/Criminal)	4,731	B	8,287	8.00	8.00
Division Total:							**337.99**	**337.99**
CAT Department Total							**337.99**	**337.99**

Department: CFC Children & Families Commsn

Division	Fund	Job Code	Job Title	Low	Type	High	2020-2021 FTE	2021-2022 FTE
229047 CFC Children & Families Commsn	11000 SR CFC ContinuingAuthorityCtrl	0961_C	Department Head I	5,181	B	6,612	1.00	1.00
		1822_C	Administrative Analyst	3,237	B	3,935	1.00	1.00
		9772_C	Community Development Specialist	3,066	B	3,727	3.60	3.60
		9774_C	Senior Community Development Specialist I	3,550	B	4,315	3.00	3.00
		9775_C	Senior Community Development Specialist II	4,210	B	5,118	4.00	4.00
		TEMPM_E	Temporary - Miscellaneous	0	B	0	0.41	0.41
229047 CFC Children & Families Commsn	11020 SR Children&FamiliesGrants Fed	1823_C	Senior Administrative Analyst	3,773	B	4,585	1.00	1.00
		9774_C	Senior Community Development Specialist I	3,550	B	4,315	2.00	2.00
Division Total:							**16.01**	**16.01**
CFC Department Total							**16.01**	**16.01**

Department: CHF Children;Youth & Families

Division	Fund	Job Code	Job Title	Low	Type	High	2020-2021 FTE	2021-2022 FTE
229218 CHF Children;Youth & Families	10000 GF Annual Account Ctrl	0962_C	Department Head II	6,426	B	8,200	1.00	1.00
229218 CHF Children;Youth & Families	10020 GF Continuing Authority Ctrl	0923_C	Manager II	4,476	B	5,713	1.00	1.00
		0931_C	Manager III	4,825	B	6,159	1.00	1.00
		1822_C	Administrative Analyst	3,237	B	3,935	1.00	1.00
		1823_C	Senior Administrative Analyst	3,773	B	4,585	1.00	1.00
		1824_C	Principal Administrative Analyst	4,367	B	5,309	1.00	1.00
		1844_C	Senior Management Assistant	3,414	B	4,150	1.00	1.00
		9770_C	Community Development Assistant	2,437	B	2,963	1.00	1.00
		9772_C	Community Development Specialist	3,066	B	3,727	1.00	1.00
		TEMPM_E	Temporary - Miscellaneous	0	B	0	0.16	0.16
229218 CHF Children;Youth & Families	11180 SR Child Youth&Fam-Grants	TEMPM_E	Temporary - Miscellaneous	0	B	0	0.36	0.39
229218 CHF Children;Youth & Families	11190 SR Children and Youth	0922_C	Manager I	4,168	B	5,321	2.00	2.20
		0931_C	Manager III	4,825	B	6,159	3.00	3.00
		0952_C	Deputy Director II	4,825	B	6,159	2.00	2.00
		1052_C	IS Business Analyst	3,465	B	4,358	1.00	1.00
		1054_C	IS Business Analyst-Principal	4,644	B	5,842	1.00	1.00
		1224_C	Principal Payroll And Personnel Clerk	3,097	B	3,763	1.00	1.00
		1402_C	Junior Clerk	1,838	B	2,233	1.00	1.00
		1450_C	Executive Secretary I	2,740	B	3,331	1.00	1.00
		1634_C	Principal Account Clerk	2,809	B	3,414	1.00	1.00
		1654_C	Accountant III	3,631	B	4,413	1.00	1.00
		1670_C	Financial Systems Supervisor	4,887	B	5,940	1.00	1.00
		1820_C	Junior Administrative Analyst	2,461	B	2,992	1.00	1.00
		1822_C	Administrative Analyst	3,237	B	3,935	2.00	2.00
		1823_C	Senior Administrative Analyst	3,773	B	4,585	6.90	7.10
		1824_C	Principal Administrative Analyst	4,367	B	5,309	4.00	4.00
		1825_C	Principal Administrative Analyst II	4,783	B	5,816	1.00	1.00
		1842_C	Management Assistant	2,980	B	3,621	2.00	2.00
		9770_C	Community Development Assistant	2,437	B	2,963	2.00	2.00
		9772_C	Community Development Specialist	3,066	B	3,727	3.00	3.00
		9774_C	Senior Community Development Specialist I	3,550	B	4,315	10.50	10.50
		9775_C	Senior Community Development Specialist II	4,210	B	5,118	4.15	4.15
		9920_C	Public Service Aide - Assistant To Professionals	1,699	B	1,699	1.00	1.00
		TEMPM_E	Temporary - Miscellaneous	0	B	0	1.59	1.59
229218 CHF Children;Youth & Families	13550 SR Public Protection-Grant	0922_C	Manager I	4,168	B	5,321	0.15	0.15
		1823_C	Senior Administrative Analyst	3,773	B	4,585	0.10	0.10
		9775_C	Senior Community Development Specialist II	4,210	B	5,118	0.30	0.30
229218 CHF Children;Youth & Families	13551 SR Public Prot-COVID Stim-FED	0922_C	Manager I	4,168	B	5,321	0.56	0.00
		1823_C	Senior Administrative Analyst	3,773	B	4,585	0.41	0.00
229218 CHF Children;Youth & Families	13720 SR Public Protection-Grant Sta	0922_C	Manager I	4,168	B	5,321	1.29	1.65
		1822_C	Administrative Analyst	3,237	B	3,935	1.00	1.00
		1823_C	Senior Administrative Analyst	3,773	B	4,585	1.59	1.80
		9774_C	Senior Community Development Specialist I	3,550	B	4,315	0.50	0.50
		9775_C	Senior Community Development Specialist II	4,210	B	5,118	0.55	0.55
Division Total:							**70.11**	**70.14**
CHF Department Total							**70.11**	**70.14**

Department: CON Controller

Division	Fund	Job Code	Job Title	Low	Type	High	2020-2021 FTE	2021-2022 FTE
207672 CON Budget & Analysis	10000 GF Annual Account Ctrl	0931_C	Manager III	4,825	B	6,159	2.00	2.00
		0953_C	Deputy Director III	5,998	B	7,655	1.00	1.00
		1053_C	IS Business Analyst-Senior	4,011	B	5,046	1.00	0.00
		1632_C	Senior Account Clerk	2,487	B	3,021	1.00	1.00
		1634_C	Principal Account Clerk	2,809	B	3,414	1.00	1.00
		1823_C	Senior Administrative Analyst	3,773	B	4,585	5.00	5.00
		1824_C	Principal Administrative Analyst	4,367	B	5,309	4.00	4.00
		1825_C	Principal Administrative Analyst II	4,783	B	5,816	1.00	1.00
Division Total:							**16.00**	**15.00**
207673 CON Economic Analysis	10020 GF Continuing Authority Ctrl	0931_C	Manager III	4,825	B	6,159	1.00	1.00
		1825_C	Principal Administrative Analyst II	4,783	B	5,816	1.00	1.00
Division Total:							**2.00**	**2.00**
207674 CON Public Finance	10020 GF Continuing Authority Ctrl	0931_C	Manager III	4,825	B	6,159	1.00	1.00
		0953_C	Deputy Director III	5,998	B	7,655	1.00	1.00
		1822_C	Administrative Analyst	3,237	B	3,935	1.00	1.00
		1824_C	Principal Administrative Analyst	4,367	B	5,309	1.00	1.00
		1825_C	Principal Administrative Analyst II	4,783	B	5,816	2.00	2.00
Division Total:							**6.00**	**6.00**
229222 CON Administration	10000 GF Annual Account Ctrl	0922_C	Manager I	4,168	B	5,321	1.00	1.00
		0931_C	Manager III	4,825	B	6,159	2.00	2.00
		0953_C	Deputy Director III	5,998	B	7,655	1.00	1.00
		0955_C	Deputy Director V	7,271	B	9,278	1.00	1.00
		1042_C	IS Engineer-Journey	4,294	B	5,401	1.00	1.00
		1053_C	IS Business Analyst-Senior	4,011	B	5,046	1.00	1.00
		1070_C	IS Project Director	5,120	B	6,440	1.00	1.00
		1093_C	IT Operations Support Administrator III	3,245	B	4,021	1.00	1.00
		1094_C	IT Operations Support Administrator IV	3,944	B	4,887	1.00	1.00
		1222_C	Senior Payroll And Personnel Clerk	2,809	B	3,414	1.00	1.00
		1241_C	Human Resources Analyst	2,791	B	4,107	1.00	1.00
		1244_C	Senior Human Resources Analyst	3,944	B	4,792	1.00	1.00
		1246_C	Principal Human Resources Analyst	4,677	B	5,685	1.00	1.00
		1574_C	Executive Assistant To The Controller	3,595	B	4,367	1.00	1.00
		1632_C	Senior Account Clerk	2,487	B	3,021	1.00	1.00
		1649_C	Accountant Intern	2,613	B	2,743	4.00	4.00
		1652_C	Accountant II	3,002	B	3,646	1.00	1.00
		1654_C	Accountant III	3,631	B	4,413	2.00	2.00
		1682_C	Controller	9,742	B	12,433	1.00	1.00
		1820_C	Junior Administrative Analyst	2,461	B	2,992	1.00	1.00
		1823_C	Senior Administrative Analyst	3,773	B	4,585	3.00	3.00
		1825_C	Principal Administrative Analyst II	4,783	B	5,816	2.00	2.00
		1827_C	Administrative Services Manager	3,812	B	4,633	1.00	1.00
		1840_C	Junior Management Assistant	2,623	B	3,190	2.00	2.00
		1842_C	Management Assistant	2,980	B	3,621	1.00	1.00
		TEMPM_E	Temporary - Miscellaneous	0	B	0	0.19	0.19
Division Total:							**34.19**	**34.19**
229227 CON Accounting	10000 GF Annual Account Ctrl	0923_C	Manager II	4,476	B	5,713	1.00	1.00
		0931_C	Manager III	4,825	B	6,159	1.00	1.00
		0932_C	Manager IV	5,181	B	6,612	1.00	1.00
		0933_C	Manager V	5,586	B	7,132	1.00	1.00
		0953_C	Deputy Director III	5,998	B	7,655	1.00	1.00
		1053_C	IS Business Analyst-Senior	4,011	B	5,046	1.00	1.00
		1054_C	IS Business Analyst-Principal	4,644	B	5,842	2.00	2.00
		1634_C	Principal Account Clerk	2,809	B	3,414	1.00	1.00
		1652_C	Accountant II	3,002	B	3,646	12.00	12.00
		1654_C	Accountant III	3,631	B	4,413	23.54	24.00
		1657_C	Accountant IV	4,202	B	5,107	10.00	10.00
		1670_C	Financial Systems Supervisor	4,887	B	5,940	6.00	6.00
		1820_C	Junior Administrative Analyst	2,461	B	2,992	2.00	2.00

Division	Fund	Job Code	Job Title	Low	Type	High	2020-2021 FTE	2021-2022 FTE
229227 CON Accounting	10000 GF Annual Account Ctrl	1822_C	Administrative Analyst	3,237	B	3,935	3.00	3.00
		1823_C	Senior Administrative Analyst	3,773	B	4,585	1.00	1.00
		1824_C	Principal Administrative Analyst	4,367	B	5,309	1.00	1.00
		1825_C	Principal Administrative Analyst II	4,783	B	5,816	3.00	3.00
		1842_C	Management Assistant	2,980	B	3,621	1.00	1.00
		TEMPM_E	Temporary - Miscellaneous	0	B	0	0.44	0.44
Division Total:							**71.98**	**72.44**
229228 CON Citywide Systems	10020 GF Continuing Authority Ctrl	1042_C	IS Engineer-Journey	4,294	B	5,401	1.00	1.00
		1053_C	IS Business Analyst-Senior	4,011	B	5,046	1.77	2.00
		1070_C	IS Project Director	5,120	B	6,440	1.00	1.00
229228 CON Citywide Systems	10060 GF Work Order	0931_C	Manager III	4,825	B	6,159	1.00	1.00
		0932_C	Manager IV	5,181	B	6,612	4.00	4.00
		0933_C	Manager V	5,586	B	7,132	1.00	1.00
		0953_C	Deputy Director III	5,998	B	7,655	1.00	1.00
		1043_C	IS Engineer-Senior	4,759	B	5,986	3.00	3.00
		1044_C	IS Engineer-Principal	5,120	B	6,440	1.00	1.00
		1052_C	IS Business Analyst	3,465	B	4,358	3.00	3.00
		1053_C	IS Business Analyst-Senior	4,011	B	5,046	25.00	25.00
		1054_C	IS Business Analyst-Principal	4,644	B	5,842	23.00	23.00
		1064_C	IS Programmer Analyst-Principal	4,233	B	5,326	6.00	5.00
		1070_C	IS Project Director	5,120	B	6,440	5.00	5.00
		1092_C	IT Operations Support Administrator II	2,669	B	3,308	3.00	3.00
		1093_C	IT Operations Support Administrator III	3,245	B	4,021	1.00	1.00
		1406_C	Senior Clerk	2,076	B	2,525	0.50	1.00
		1822_C	Administrative Analyst	3,237	B	3,935	1.00	1.00
		1823_C	Senior Administrative Analyst	3,773	B	4,585	4.00	4.00
		1824_C	Principal Administrative Analyst	4,367	B	5,309	1.00	1.00
		1825_C	Principal Administrative Analyst II	4,783	B	5,816	2.00	2.00
		1842_C	Management Assistant	2,980	B	3,621	1.00	1.00
		TEMPM_E	Temporary - Miscellaneous	0	B	0	2.02	2.02
Division Total:							**92.29**	**92.02**
229231 CON Payroll	10000 GF Annual Account Ctrl	0923_C	Manager II	4,476	B	5,713	1.00	1.00
		0933_C	Manager V	5,586	B	7,132	1.00	1.00
		1218_C	Payroll Supervisor	3,602	B	4,377	2.00	2.00
		1220_C	Payroll and Personnel Clerk	2,560	B	3,112	2.00	2.00
		1222_C	Senior Payroll And Personnel Clerk	2,809	B	3,414	8.00	8.00
		1224_C	Principal Payroll And Personnel Clerk	3,097	B	3,763	4.00	4.00
		1404_C	Clerk	2,002	B	2,432	2.00	2.00
		1452_C	Executive Secretary II	3,015	B	3,665	1.00	1.00
Division Total:							**21.00**	**21.00**
275641 CON City Services Auditor	10060 GF Work Order	0931_C	Manager III	4,825	B	6,159	2.00	2.00
		0953_C	Deputy Director III	5,998	B	7,655	2.00	2.00
		1053_C	IS Business Analyst-Senior	4,011	B	5,046	1.00	1.00
		1684_C	Auditor II	3,829	B	4,655	18.00	18.00
		1686_C	Auditor III	4,303	B	5,230	8.00	8.00
		1803_C	Performance Analyst I	2,709	B	3,292	5.00	5.00
		1805_C	Performance Analyst II	3,829	B	4,655	16.00	16.00
		1822_C	Administrative Analyst	3,237	B	3,935	1.00	1.00
		1823_C	Senior Administrative Analyst	3,773	B	4,585	1.00	1.00
		1824_C	Principal Administrative Analyst	4,367	B	5,309	2.00	2.00
		1830_C	Performance Analyst III - Project Manager	4,721	B	5,740	12.00	12.00
		1844_C	Senior Management Assistant	3,414	B	4,150	1.00	1.00
		1867_C	Auditor I	2,709	B	3,292	4.00	4.00
		5408_C	Coordinator of Citizen Involvement	4,150	B	5,043	1.00	1.00
		TEMPM_E	Temporary - Miscellaneous	0	B	0	1.42	1.42
Division Total:							**75.42**	**75.42**
CON Department Total							**318.88**	**318.07**

Department: CPC City Planning

Division	Fund	Job Code	Job Title	Low	Type	High	2020-2021 FTE	2021-2022 FTE
109733 CPC Environmental Planning	10000 GF Annual Account Ctrl	0923_C	Manager II	4,476	B	5,713	1.00	1.00
		0941_C	Manager VI	5,998	B	7,655	1.00	1.00
		1406_C	Senior Clerk	2,076	B	2,525	1.00	1.00
		5275_C	Planner Technician	2,366	B	2,877	2.00	2.00
		5277_C	Planner I	2,721	B	3,308	1.00	1.00
		5278_C	Planner II	3,308	B	4,021	6.00	6.00
		5291_C	Planner III	3,926	B	4,772	2.00	2.00
		5293_C	Planner IV	4,655	B	5,657	1.00	1.00
		5298_C	Planner III-Environmental Review	3,926	B	4,772	19.00	19.00
		5299_C	Planner IV-Environmental Review	4,655	B	5,657	8.00	8.00
		TEMPM_E	Temporary - Miscellaneous	0	B	0	0.45	0.45
109733 CPC Environmental Planning	10020 GF Continuing Authority Ctrl	5278_C	Planner II	3,308	B	4,021	1.00	1.00
		5291_C	Planner III	3,926	B	4,772	1.00	1.00
Division Total:							**44.45**	**44.45**
154644 CPC Zoning Admin & Compliance	10000 GF Annual Account Ctrl	1452_C	Executive Secretary II	3,015	B	3,665	1.00	1.00
		1842_C	Management Assistant	2,980	B	3,621	1.00	1.00
		5275_C	Planner Technician	2,366	B	2,877	0.50	0.50
		5278_C	Planner II	3,308	B	4,021	1.00	1.00
		5283_C	Planner V	5,524	B	6,713	1.00	1.00
		5291_C	Planner III	3,926	B	4,772	2.00	2.00
		5293_C	Planner IV	4,655	B	5,657	2.00	2.00
154644 CPC Zoning Admin & Compliance	10840 SR Planning Code Enforcement	5277_C	Planner I	2,721	B	3,308	1.00	1.00
		5278_C	Planner II	3,308	B	4,021	2.00	2.00
		5291_C	Planner III	3,926	B	4,772	4.00	4.00
Division Total:							**15.50**	**15.50**
229234 CPC Citywide Planning	10000 GF Annual Account Ctrl	0923_C	Manager II	4,476	B	5,713	1.00	1.00
		0953_C	Deputy Director III	5,998	B	7,655	1.00	1.00
		1052_C	IS Business Analyst	3,465	B	4,358	1.00	1.00
		1053_C	IS Business Analyst-Senior	4,011	B	5,046	1.00	1.00
		1054_C	IS Business Analyst-Principal	4,644	B	5,842	0.50	0.50
		1842_C	Management Assistant	2,980	B	3,621	1.00	1.00
		5278_C	Planner II	3,308	B	4,021	8.85	8.85
		5283_C	Planner V	5,524	B	6,713	3.00	3.00
		5289_C	Transportation Planner III	3,926	B	4,772	1.00	1.00
		5291_C	Planner III	3,926	B	4,772	14.05	14.05
		5293_C	Planner IV	4,655	B	5,657	4.50	4.50
		5502_C	Project Manager I	5,697	B	5,697	1.00	1.00
		9774_C	Senior Community Development Specialist I	3,550	B	4,315	3.00	3.00
		9775_C	Senior Community Development Specialist II	4,210	B	5,118	2.00	2.00
		TEMPM_E	Temporary - Miscellaneous	0	B	0	1.31	1.31
229234 CPC Citywide Planning	10020 GF Continuing Authority Ctrl	1054_C	IS Business Analyst-Principal	4,644	B	5,842	0.50	0.50
		5275_C	Planner Technician	2,366	B	2,877	1.00	1.00
		5278_C	Planner II	3,308	B	4,021	1.00	1.00
		5291_C	Planner III	3,926	B	4,772	2.00	2.00
		5293_C	Planner IV	4,655	B	5,657	0.50	0.50
229234 CPC Citywide Planning	10670 SR Eastern Neighborhood CI	0931_C	Manager III	4,825	B	6,159	0.10	0.10
		1823_C	Senior Administrative Analyst	3,773	B	4,585	0.75	0.75
		5278_C	Planner II	3,308	B	4,021	0.50	0.50
		5291_C	Planner III	3,926	B	4,772	1.20	1.20
229234 CPC Citywide Planning	10820 SR Market & Octavia CI	5278_C	Planner II	3,308	B	4,021	0.50	0.50
		5291_C	Planner III	3,926	B	4,772	0.45	0.45
229234 CPC Citywide Planning	10860 SR Rincon Hill and SOMA CI	5278_C	Planner II	3,308	B	4,021	0.05	0.05
		5291_C	Planner III	3,926	B	4,772	0.10	0.10
229234 CPC Citywide Planning	10880 SR Transit Center District	5278_C	Planner II	3,308	B	4,021	0.10	0.10
		5291_C	Planner III	3,926	B	4,772	0.15	0.15

Division	Fund	Job Code	Job Title	Low	Type	High	2020-2021 FTE	2021-2022 FTE
229234 CPC Citywide Planning	10900 SR Visitacion Valley CI	5291_C	Planner III	3,926	B	4,772	0.05	0.05
Division Total:							**53.16**	**53.16**
229235 CPC Current Planning	10000 GF Annual Account Ctrl	0931_C	Manager III	4,825	B	6,159	1.00	1.00
		0953_C	Deputy Director III	5,998	B	7,655	1.00	1.00
		1404_C	Clerk	2,002	B	2,432	1.00	1.00
		1406_C	Senior Clerk	2,076	B	2,525	1.00	1.00
		1450_C	Executive Secretary I	2,740	B	3,331	1.00	1.00
		5275_C	Planner Technician	2,366	B	2,877	3.00	3.00
		5277_C	Planner I	2,721	B	3,308	4.00	4.00
		5278_C	Planner II	3,308	B	4,021	17.00	17.00
		5291_C	Planner III	3,926	B	4,772	29.50	29.50
		5293_C	Planner IV	4,655	B	5,657	9.00	9.00
		TEMPM_E	Temporary - Miscellaneous	0	B	0	3.07	3.07
229235 CPC Current Planning	10020 GF Continuing Authority Ctrl	1406_C	Senior Clerk	2,076	B	2,525	1.00	1.00
		5278_C	Planner II	3,308	B	4,021	2.00	2.00
		5291_C	Planner III	3,926	B	4,772	3.50	3.50
		TEMPM_E	Temporary - Miscellaneous	0	B	0	2.19	2.19
Division Total:							**79.26**	**79.26**
229236 CPC Administration	10000 GF Annual Account Ctrl	0931_C	Manager III	4,825	B	6,159	1.90	1.90
		0953_C	Deputy Director III	5,998	B	7,655	2.00	2.00
		0964_C	Department Head IV	7,844	B	10,010	1.00	1.00
		1043_C	IS Engineer-Senior	4,759	B	5,986	1.00	1.00
		1052_C	IS Business Analyst	3,465	B	4,358	2.00	2.00
		1053_C	IS Business Analyst-Senior	4,011	B	5,046	3.00	3.00
		1054_C	IS Business Analyst-Principal	4,644	B	5,842	1.00	1.00
		1091_C	IT Operations Support Administrator I	2,273	B	2,816	1.00	1.00
		1094_C	IT Operations Support Administrator IV	3,944	B	4,887	2.00	2.00
		1222_C	Senior Payroll And Personnel Clerk	2,809	B	3,414	1.00	1.00
		1232_C	Training Officer	3,407	B	4,141	1.00	1.00
		1241_C	Human Resources Analyst	2,791	B	4,107	1.00	1.00
		1246_C	Principal Human Resources Analyst	4,677	B	5,685	1.00	1.00
		1312_C	Public Information Officer	2,987	B	3,631	1.00	1.00
		1406_C	Senior Clerk	2,076	B	2,525	4.00	4.00
		1450_C	Executive Secretary I	2,740	B	3,331	1.00	1.00
		1454_C	Executive Secretary III	3,277	B	3,981	1.00	1.00
		1634_C	Principal Account Clerk	2,809	B	3,414	1.00	1.00
		1657_C	Accountant IV	4,202	B	5,107	1.00	1.00
		1823_C	Senior Administrative Analyst	3,773	B	4,585	4.25	4.25
		1824_C	Principal Administrative Analyst	4,367	B	5,309	1.00	1.00
		1827_C	Administrative Services Manager	3,812	B	4,633	1.00	1.00
		5275_C	Planner Technician	2,366	B	2,877	0.50	0.50
		5283_C	Planner V	5,524	B	6,713	1.00	1.00
		5291_C	Planner III	3,926	B	4,772	6.00	6.00
		5293_C	Planner IV	4,655	B	5,657	3.00	3.00
		9251_C	Public Relations Manager	4,721	B	5,740	1.00	1.00
		TEMPM_E	Temporary - Miscellaneous	0	B	0	3.75	3.75
229236 CPC Administration	10020 GF Continuing Authority Ctrl	1070_C	IS Project Director	5,120	B	6,440	1.00	1.00
229236 CPC Administration	10840 SR Planning Code Enforcement	0923_C	Manager II	4,476	B	5,713	1.00	1.00
		1634_C	Principal Account Clerk	2,809	B	3,414	1.00	1.00
		1823_C	Senior Administrative Analyst	3,773	B	4,585	3.00	3.00
		5275_C	Planner Technician	2,366	B	2,877	1.00	1.00
		5291_C	Planner III	3,926	B	4,772	2.00	2.00
Division Total:							**58.40**	**58.40**
CPC Department Total							**250.77**	**250.77**

Department: CSC Civil Service Commission

Division	Fund	Job Code	Job Title	Low	Type	High	2020-2021 FTE	2021-2022 FTE
229261 CSC Civil Service Commission	10000 GF Annual Account Ctrl	0951_C	Deputy Director I	4,168	B	5,321	1.00	1.00
		0961_C	Department Head I	5,181	B	6,612	1.00	1.00
		1203_C	Personnel Technician	2,703	B	3,286	1.00	1.00
		1241_C	Human Resources Analyst	2,791	B	4,107	1.00	1.00
		1244_C	Senior Human Resources Analyst	3,944	B	4,792	1.00	1.00
		1426_C	Senior Clerk Typist	2,284	B	2,774	1.00	1.00
Division Total:							**6.00**	**6.00**
CSC Department Total							**6.00**	**6.00**

Department: CSS Child Support Services

Division	Fund	Job Code	Job Title	Low	Type	High	2020-2021 FTE	2021-2022 FTE
229264 CSS Child Support Services	11300 SR Child Support-Operating	0922_C	Manager I	4,168	B	5,321	3.00	3.00
		0952_C	Deputy Director II	4,825	B	6,159	1.00	1.00
		0963_C	Department Head III	6,829	B	8,714	1.00	1.00
		1062_C	IS Programmer Analyst	2,992	B	3,763	1.00	1.00
		1093_C	IT Operations Support Administrator III	3,245	B	4,021	1.00	1.00
		1094_C	IT Operations Support Administrator IV	3,944	B	4,887	1.00	1.00
		1220_C	Payroll and Personnel Clerk	2,560	B	3,112	1.00	1.00
		1222_C	Senior Payroll And Personnel Clerk	2,809	B	3,414	1.00	1.00
		1244_C	Senior Human Resources Analyst	3,944	B	4,792	1.00	1.00
		1310_C	Public Relations Assistant	2,254	B	2,740	1.00	1.00
		1404_C	Clerk	2,002	B	2,432	2.00	2.00
		1406_C	Senior Clerk	2,076	B	2,525	1.00	1.00
		1424_C	Clerk Typist	2,082	B	2,530	2.00	2.00
		1426_C	Senior Clerk Typist	2,284	B	2,774	1.00	1.00
		1450_C	Executive Secretary I	2,740	B	3,331	1.00	1.00
		1630_C	Account Clerk	2,147	B	2,610	1.00	1.00
		1632_C	Senior Account Clerk	2,487	B	3,021	1.00	1.00
		1654_C	Accountant III	3,631	B	4,413	1.00	1.00
		8158_C	Child Support Officer II	2,893	B	3,517	46.00	46.00
		8159_C	Child Support Officer III	3,451	B	4,193	9.00	9.00
		8177_C	Attorney (Civil/Criminal)	4,731	B	8,287	3.00	3.00
		8182_C	Head Attorney, Civil And Criminal	7,324	B	8,903	1.00	1.00
Division Total:							**81.00**	**81.00**
CSS Department Total							**81.00**	**81.00**

Department: DAT District Attorney

Division	Fund	Job Code	Job Title	Low	Type	High	2020-2021 FTE	2021-2022 FTE
229313 DAT District Attorney	10000 GF Annual Account Ctrl	0922_C	Manager I	4,168	B	5,321	2.00	2.00
		0923_C	Manager II	4,476	B	5,713	1.00	1.00
		0931_C	Manager III	4,825	B	6,159	2.00	2.00
		0932_C	Manager IV	5,181	B	6,612	2.00	2.00
		0933_C	Manager V	5,586	B	7,132	1.00	1.00
		0943_C	Manager VIII	7,271	B	9,278	1.00	1.00
		0954_C	Deputy Director IV	6,829	B	8,714	1.00	1.00
		1043_C	IS Engineer-Senior	4,759	B	5,986	2.00	2.00
		1054_C	IS Business Analyst-Principal	4,644	B	5,842	1.00	1.00
		1092_C	IT Operations Support Administrator II	2,669	B	3,308	2.00	2.00
		1093_C	IT Operations Support Administrator III	3,245	B	4,021	2.00	2.00
		1094_C	IT Operations Support Administrator IV	3,944	B	4,887	1.00	1.00
		1226_C	Chief Payroll And Personnel Clerk	3,266	B	3,969	1.00	1.00
		1246_C	Principal Human Resources Analyst	4,677	B	5,685	1.00	1.00
		1404_C	Clerk	2,002	B	2,432	1.00	1.00
		1458_C	Legal Secretary I	2,921	B	3,550	1.78	1.78
		1654_C	Accountant III	3,631	B	4,413	1.00	1.00
		1657_C	Accountant IV	4,202	B	5,107	1.00	1.00
		1822_C	Administrative Analyst	3,237	B	3,935	2.00	2.00
		1824_C	Principal Administrative Analyst	4,367	B	5,309	1.00	1.00
		8129_C	Victim/Witness Investigator I	2,662	B	3,237	1.00	1.00
		8131_C	Victim/Witness Investigator II	2,921	B	3,550	2.90	2.90
		8132_C	District Attorney's Investigative Assistant	2,714	B	3,463	31.31	31.31
		8133_C	Victim/Witness Investigator III	3,482	B	4,234	11.06	11.06
		8135_C	Assistant Chief Victim/Witness Investigator	3,781	B	4,597	3.00	3.00
		8146_S	District Attorney's Investigator	3,949	B	5,040	1.93	1.93
		8147_C	Senior District Attorney's Investigator	4,295	B	5,480	2.85	2.85
		8149_S	Assistant Chief District Attorney's Investigator	4,571	B	5,834	1.00	1.00
		8173_C	Legal Assistant	3,091	B	3,755	1.00	1.00
		8177_C	Attorney (Civil/Criminal)	4,731	B	8,287	104.30	104.30
		8181_C	Assistant Chief Attorney I	7,690	B	9,349	6.00	6.00
		8182_C	Head Attorney, Civil And Criminal	7,324	B	8,903	13.00	13.00
		8183_C	Assistant Chief Attorney II	8,076	B	9,815	1.00	1.00
		8198_C	District Attorney	11,829	B	11,829	1.00	1.00
		8550_P	District Attorney's Investigator (SFERS)	3,949	B	5,040	17.00	17.00
		8552_P	Senior District Attorney's Investigator (SFERS)	4,295	B	5,480	3.00	3.00
		8554_P	Asst Chief District Attorney Investigator (SFERS)	4,571	B	5,834	2.00	2.00
		8556_P	Chief District Attorney Investigator (SFERS)	5,998	B	7,655	1.00	1.00
		8558_P	Pr Dist Attny Investigator, Special Unit (SFERS)	4,825	B	6,159	1.00	1.00
229313 DAT District Attorney	10010 GF Annual Authority Ctrl	8132_C	District Attorney's Investigative Assistant	2,714	B	3,463	2.00	2.00
		8177_C	Attorney (Civil/Criminal)	4,731	B	8,287	5.00	5.00
		8182_C	Head Attorney, Civil And Criminal	7,324	B	8,903	1.00	1.00
		8550_P	District Attorney's Investigator (SFERS)	3,949	B	5,040	5.00	5.00
		8554_P	Asst Chief District Attorney Investigator (SFERS)	4,571	B	5,834	1.00	1.00
229313 DAT District Attorney	10020 GF Continuing Authority Ctrl	0923_C	Manager II	4,476	B	5,713	0.40	0.40
		1458_C	Legal Secretary I	2,921	B	3,550	1.00	1.00
		8129_C	Victim/Witness Investigator I	2,662	B	3,237	12.90	12.90
		8131_C	Victim/Witness Investigator II	2,921	B	3,550	3.00	3.00
		8132_C	District Attorney's Investigative Assistant	2,714	B	3,463	0.25	0.25
		8135_C	Assistant Chief Victim/Witness Investigator	3,781	B	4,597	1.64	1.64
		8146_S	District Attorney's Investigator	3,949	B	5,040	1.00	1.00
		8147_S	Senior District Attorney's Investigator	4,295	B	5,480	1.00	1.00
		8149_S	Assistant Chief District Attorney's Investigator	4,571	B	5,834	1.00	1.00
		8177_C	Attorney (Civil/Criminal)	4,731	B	8,287	4.72	4.72
		8182_C	Head Attorney, Civil And Criminal	7,324	B	8,903	1.00	1.00
		8550_P	District Attorney's Investigator (SFERS)	3,949	B	5,040	3.00	3.00
		8552_P	Senior District Attorney's Investigator (SFERS)	4,295	B	5,480	1.00	1.00

Division	Fund	Job Code	Job Title	Low	Type	High	2020-2021 FTE	2021-2022 FTE
229313 DAT District Attorney	10060 GF Work Order	8132_C	District Attorney's Investigative Assistant	2,714	B	3,463	0.51	0.51
		8133_C	Victim/Witness Investigator III	3,482	B	4,234	2.00	2.00
		8135_C	Assistant Chief Victim/Witness Investigator	3,781	B	4,597	1.00	1.00
		8177_C	Attorney (Civil/Criminal)	4,731	B	8,287	2.35	2.35
		8181_C	Assistant Chief Attorney I	7,690	B	9,349	1.00	1.00
229313 DAT District Attorney	13500 SR Da-Special Revenue	8133_C	Victim/Witness Investigator III	3,482	B	4,234	2.00	2.00
		8177_C	Attorney (Civil/Criminal)	4,731	B	8,287	1.00	1.00
		8550_P	District Attorney's Investigator (SFERS)	3,949	B	5,040	1.00	1.00
		TEMPM_E	Temporary - Miscellaneous	0	B	0	0.38	0.38
229313 DAT District Attorney	13550 SR Public Protection-Grant	0923_C	Manager II	4,476	B	5,713	0.60	0.60
		8129_C	Victim/Witness Investigator I	2,662	B	3,237	6.35	6.35
		8131_C	Victim/Witness Investigator II	2,921	B	3,550	3.00	3.00
		8132_C	District Attorney's Investigative Assistant	2,714	B	3,463	0.10	0.10
		8133_C	Victim/Witness Investigator III	3,482	B	4,234	1.00	1.00
		8135_C	Assistant Chief Victim/Witness Investigator	3,781	B	4,597	0.64	0.64
		8177_C	Attorney (Civil/Criminal)	4,731	B	8,287	2.50	2.50
		TEMPM_E	Temporary - Miscellaneous	0	B	0	0.26	0.26
229313 DAT District Attorney	13720 SR Public Protection-Grant Sta	0922_C	Manager I	4,168	B	5,321	1.00	1.00
		1458_C	Legal Secretary I	2,921	B	3,550	0.25	0.25
		8129_C	Victim/Witness Investigator I	2,662	B	3,237	4.40	4.40
		8131_C	Victim/Witness Investigator II	2,921	B	3,550	2.10	2.10
		8132_C	District Attorney's Investigative Assistant	2,714	B	3,463	0.70	0.70
		8135_C	Assistant Chief Victim/Witness Investigator	3,781	B	4,597	1.37	1.37
		8146_C	District Attorney's Investigator	3,949	B	5,040	0.22	0.22
		8146_S	District Attorney's Investigator	3,949	B	5,040	2.60	2.60
		8147_C	Senior District Attorney's Investigator	4,295	B	5,480	0.05	0.05
		8147_S	Senior District Attorney's Investigator	4,295	B	5,480	0.25	0.25
		8177_C	Attorney (Civil/Criminal)	4,731	B	8,287	2.99	2.99
		TEMPM_E	Temporary - Miscellaneous	0	B	0	0.92	0.92
229313 DAT District Attorney	13730 SR Public Protection-Grant Oth	1823_C	Senior Administrative Analyst	3,773	B	4,585	1.00	1.00
		8133_C	Victim/Witness Investigator III	3,482	B	4,234	1.00	1.00
Division Total:							**323.58**	**323.58**
DAT Department Total							**323.58**	**323.58**

Department: DBI Building Inspection

Division	Fund	Job Code	Job Title	Low	Type	High	2020-2021 FTE	2021-2022 FTE
109736 DBI Inspection Services	10190 SR BIF Operating Project	0953_C	Deputy Director III	5,998	B	7,655	1.00	1.00
		1446_C	Secretary II	2,517	B	3,059	1.00	1.00
		6130_C	Safety Analyst	4,390	B	5,336	1.00	1.00
		6242_C	Plumbing Inspector	4,168	B	5,067	16.00	16.00
		6244_C	Chief Plumbing Inspector	5,067	B	6,159	1.00	1.00
		6246_C	Senior Plumbing Inspector	4,597	B	5,586	4.00	4.00
		6248_C	Electrical Inspector	4,168	B	5,067	20.00	20.00
		6249_C	Senior Electrical Inspector	4,597	B	5,586	4.00	4.00
		6250_C	Chief Electrical Inspector	5,067	B	6,159	1.00	1.00
		6270_C	Housing Inspector	4,168	B	5,067	22.00	22.00
		6272_C	Senior Housing Inspector	4,597	B	5,586	5.00	5.00
		6274_C	Chief Housing Inspector	5,067	B	6,159	1.00	1.00
		6321_C	Permit Technician I	2,076	B	2,525	19.00	19.00
		6322_C	Permit Technician II	2,740	B	3,331	5.00	5.00
		6323_C	Permit Technician III	3,142	B	3,819	1.00	1.00
		6331_C	Building Inspector	4,168	B	5,067	34.00	34.00
		6333_C	Senior Building Inspector	4,597	B	5,586	5.00	5.00
		6334_C	Chief Building Inspector	5,067	B	6,159	3.00	3.00
		TEMPM_E	Temporary - Miscellaneous	0	B	0	3.66	3.66
Division Total:							**147.66**	**147.66**
229318 DBI AdminIstration	10190 SR BIF Operating Project	0923_C	Manager II	4,476	B	5,713	2.00	2.00
		0931_C	Manager III	4,825	B	6,159	2.00	2.00
		0941_C	Manager VI	5,998	B	7,655	1.00	1.00
		0953_C	Deputy Director III	5,998	B	7,655	1.00	1.00
		0963_C	Department Head III	6,829	B	8,714	1.00	1.00
		1042_C	IS Engineer-Journey	4,294	B	5,401	1.00	1.00
		1043_C	IS Engineer-Senior	4,759	B	5,986	3.00	3.00
		1044_C	IS Engineer-Principal	5,120	B	6,440	3.00	3.00
		1053_C	IS Business Analyst-Senior	4,011	B	5,046	4.00	4.00
		1054_C	IS Business Analyst-Principal	4,644	B	5,842	1.00	1.00
		1063_C	IS Programmer Analyst-Senior	3,635	B	4,576	2.00	2.00
		1070_C	IS Project Director	5,120	B	6,440	2.00	2.00
		1094_C	IT Operations Support Administrator IV	3,944	B	4,887	2.00	2.00
		1095_C	IT Operations Support Administrator V	4,242	B	5,260	1.00	1.00
		1203_C	Personnel Technician	2,703	B	3,286	1.00	1.00
		1220_C	Payroll and Personnel Clerk	2,560	B	3,112	1.00	1.00
		1244_C	Senior Human Resources Analyst	3,944	B	4,792	1.00	1.00
		1406_C	Senior Clerk	2,076	B	2,525	1.00	1.00
		1408_C	Principal Clerk	2,740	B	3,331	1.00	1.00
		1426_C	Senior Clerk Typist	2,284	B	2,774	1.00	1.00
		1446_C	Secretary II	2,517	B	3,059	2.00	2.00
		1452_C	Executive Secretary II	3,015	B	3,665	1.00	1.00
		1555_C	Secretary, Building Inspection Commission	3,561	B	4,328	1.00	1.00
		1632_C	Senior Account Clerk	2,487	B	3,021	1.00	1.00
		1652_C	Accountant II	3,002	B	3,646	1.00	1.00
		1654_C	Accountant III	3,631	B	4,413	1.00	1.00
		1657_C	Accountant IV	4,202	B	5,107	1.00	1.00
		1752_C	Senior Microphoto/Imaging Technician	2,333	B	2,837	1.00	1.00
		1822_C	Administrative Analyst	3,237	B	3,935	1.00	1.00
		1823_C	Senior Administrative Analyst	3,773	B	4,585	1.00	1.00
		1824_C	Principal Administrative Analyst	4,367	B	5,309	1.00	1.00
		1840_C	Junior Management Assistant	2,623	B	3,190	1.00	1.00
		4321_C	Cashier II	2,228	B	2,709	2.00	2.00
		6321_C	Permit Technician I	2,076	B	2,525	3.00	3.00
		6322_C	Permit Technician II	2,740	B	3,331	9.00	9.00
		6323_C	Permit Technician III	3,142	B	3,819	2.00	2.00
		6331_C	Building Inspector	4,168	B	5,067	1.00	1.00
		6334_C	Chief Building Inspector	5,067	B	6,159	1.00	1.00

Division	Fund	Job Code	Job Title	Low	Type	High	2020-2021 FTE	2021-2022 FTE
229318 DBI AdminIstration	10190 SR BIF Operating Project	TEMPM_E	Temporary - Miscellaneous	0	B	0	0.32	0.32
229318 DBI AdminIstration	10230 SR BIF-Continuing Projects	0923_C	Manager II	4,476	B	5,713	1.00	1.00
		1053_C	IS Business Analyst-Senior	4,011	B	5,046	1.00	1.00
		1064_C	IS Programmer Analyst-Principal	4,233	B	5,326	1.00	1.00
		5207_C	Associate Engineer	4,369	B	5,311	2.00	2.00
		5211_C	Engineer/Architect/Landscape Architect Senior	5,856	B	7,117	1.00	1.00
		5214_C	Building Plans Engineer	5,577	B	6,778	1.00	1.00
		6242_C	Plumbing Inspector	4,168	B	5,067	1.00	1.00
		6248_C	Electrical Inspector	4,168	B	5,067	1.00	1.00
		6270_C	Housing Inspector	4,168	B	5,067	1.00	1.00
		6321_C	Permit Technician I	2,076	B	2,525	4.00	4.00
		6322_C	Permit Technician II	2,740	B	3,331	4.00	4.00
		6323_C	Permit Technician III	3,142	B	3,819	1.00	1.00
		6331_C	Building Inspector	4,168	B	5,067	2.00	2.00
		9976_C	Technology Expert I	0	B	0	1.00	1.00
Division Total:							**85.32**	**85.32**
229344 DBI Permit Services	10190 SR BIF Operating Project	0922_C	Manager I	4,168	B	5,321	1.00	1.00
		0953_C	Deputy Director III	5,998	B	7,655	1.00	1.00
		1840_C	Junior Management Assistant	2,623	B	3,190	1.00	1.00
		5203_C	Assistant Engineer	3,754	B	4,563	1.00	1.00
		5207_C	Associate Engineer	4,369	B	5,311	11.00	11.00
		5212_C	Engineer/Architect Principal	6,796	B	8,262	1.00	1.00
		5214_C	Building Plans Engineer	5,577	B	6,778	2.00	2.00
		5218_C	Structural Engineer	5,577	B	6,778	2.00	2.00
		5241_C	Engineer	5,058	B	6,150	15.00	15.00
		6321_C	Permit Technician I	2,076	B	2,525	11.00	11.00
		6322_C	Permit Technician II	2,740	B	3,331	23.00	23.00
		6323_C	Permit Technician III	3,142	B	3,819	4.00	4.00
		6331_C	Building Inspector	4,168	B	5,067	15.00	15.00
		6333_C	Senior Building Inspector	4,597	B	5,586	3.00	3.00
		6334_C	Chief Building Inspector	5,067	B	6,159	2.00	2.00
		TEMPM_E	Temporary - Miscellaneous	0	B	0	1.01	1.01
Division Total:							**94.01**	**94.01**
DBI Department Total							**326.99**	**326.99**

Department: DEM Emergency Management

Division	Fund	Job Code	Job Title	Low	Type	High	2020-2021 FTE	2021-2022 FTE
229985 DEM Administration	10000 GF Annual Account Ctrl	0922_C	Manager I	4,168	B	5,321	2.00	2.00
		0923_C	Manager II	4,476	B	5,713	2.00	2.00
		0931_C	Manager III	4,825	B	6,159	1.00	1.00
		0932_C	Manager IV	5,181	B	6,612	1.00	1.00
		0942_C	Manager VII	6,426	B	8,200	1.00	1.00
		0954_C	Deputy Director IV	6,829	B	8,714	1.00	1.00
		0964_C	Department Head IV	7,844	B	10,010	1.00	1.00
		1042_C	IS Engineer-Journey	4,294	B	5,401	4.00	4.00
		1043_C	IS Engineer-Senior	4,759	B	5,986	1.00	1.00
		1044_C	IS Engineer-Principal	5,120	B	6,440	1.00	1.00
		1053_C	IS Business Analyst-Senior	4,011	B	5,046	1.00	1.00
		1063_C	IS Programmer Analyst-Senior	3,635	B	4,576	1.00	1.00
		1070_C	IS Project Director	5,120	B	6,440	1.00	1.00
		1093_C	IT Operations Support Administrator III	3,245	B	4,021	6.00	6.00
		1094_C	IT Operations Support Administrator IV	3,944	B	4,887	2.00	2.00
		1204_C	Senior Personnel Clerk	2,579	B	3,135	1.00	1.00
		1222_C	Senior Payroll And Personnel Clerk	2,809	B	3,414	1.00	1.00
		1241_C	Human Resources Analyst	2,791	B	4,107	1.00	1.00
		1244_C	Senior Human Resources Analyst	3,944	B	4,792	2.00	2.00
		1446_C	Secretary II	2,517	B	3,059	1.00	1.00
		1632_C	Senior Account Clerk	2,487	B	3,021	1.00	1.00
		1842_C	Management Assistant	2,980	B	3,621	1.00	1.00
		8600_C	Emergency Services Assistant	2,366	B	2,877	1.00	1.00
		8603_C	Emergency Services Coord III	3,926	B	4,772	1.00	1.00
		TEMPM_E	Temporary - Miscellaneous	0	B	0	0.51	0.51
229985 DEM Administration	10020 GF Continuing Authority Ctrl	0923_C	Manager II	4,476	B	5,713	2.00	2.00
		TEMPM_E	Temporary - Miscellaneous	0	B	0	19.91	0.00
Division Total:							**58.42**	**38.51**
229986 DEM Emergency Communications	10000 GF Annual Account Ctrl	0922_C	Manager I	4,168	B	5,321	1.00	1.00
		0923_C	Manager II	4,476	B	5,713	1.00	1.00
		0931_C	Manager III	4,825	B	6,159	2.00	2.00
		0954_C	Deputy Director IV	6,829	B	8,714	1.00	1.00
		1840_C	Junior Management Assistant	2,623	B	3,190	1.00	1.00
		8238_C	Public Safety Communications Dispatcher	3,463	B	4,210	190.00	190.00
		8239_C	Public Safety Communications Supervisor	3,893	B	4,730	29.00	27.00
		8240_C	Public Safety Communications Coordinator	4,087	B	4,967	7.00	7.00
		TEMPM_E	Temporary - Miscellaneous	0	B	0	2.36	2.36
Division Total:							**234.36**	**232.36**
267659 DEM Emergency Services	10000 GF Annual Account Ctrl	0933_C	Manager V	5,586	B	7,132	1.00	1.00
		0954_C	Deputy Director IV	6,829	B	8,714	1.00	1.00
		1042_C	IS Engineer-Journey	4,294	B	5,401	1.00	1.00
		1657_C	Accountant IV	4,202	B	5,107	1.00	1.00
		1824_C	Principal Administrative Analyst	4,367	B	5,309	1.00	1.00
		8602_C	Emergency Services Coord II	3,308	B	4,021	2.50	2.50
		8603_C	Emergency Services Coord III	3,926	B	4,772	1.50	1.50
		8604_C	Emergency Services Coord IV	4,655	B	5,657	1.00	1.00
		TEMPM_E	Temporary - Miscellaneous	0	B	0	0.45	0.45
267659 DEM Emergency Services	10060 GF Work Order	0931_C	Manager III	4,825	B	6,159	1.00	1.00
		8602_C	Emergency Services Coord II	3,308	B	4,021	2.00	2.00
		8603_C	Emergency Services Coord III	3,926	B	4,772	4.00	4.00
		8604_C	Emergency Services Coord IV	4,655	B	5,657	1.00	1.00
Division Total:							**18.45**	**18.45**
285644 DEM Homeland Security Grants	13560 SR Homeland Security	0931_C	Manager III	4,825	B	6,159	7.77	8.00
		0932_C	Manager IV	5,181	B	6,612	3.00	3.00
		0933_C	Manager V	5,586	B	7,132	1.00	1.00
		0954_C	Deputy Director IV	6,829	B	8,714	1.00	1.00
		1657_C	Accountant IV	4,202	B	5,107	1.00	1.00
		1823_C	Senior Administrative Analyst	3,773	B	4,585	5.00	5.00

Division	Fund	Job Code	Job Title	Low	Type	High	2020-2021 FTE	2021-2022 FTE
285644 DEM Homeland Security Grants	13560 SR Homeland Security	1824_C	Principal Administrative Analyst	4,367	B	5,309	1.00	1.00
		8601_C	Emergency Services Coordinator I	2,721	B	3,308	3.00	3.00
		8602_C	Emergency Services Coord II	3,308	B	4,021	3.00	3.00
		8603_C	Emergency Services Coord III	3,926	B	4,772	0.50	0.50
		8604_C	Emergency Services Coord IV	4,655	B	5,657	1.00	1.00
Division Total:							**27.27**	**27.50**
DEM Department Total							**338.50**	**316.82**

Department: DPA Police Accountabilty

Division	Fund	Job Code	Job Title	Low	Type	High	2020-2021 FTE	2021-2022 FTE
209644 DPA Police Accountabilty	10000 GF Annual Account Ctrl	0923_C	Manager II	4,476	B	5,713	1.00	1.00
		0931_C	Manager III	4,825	B	6,159	1.00	1.00
		0951_C	Deputy Director I	4,168	B	5,321	1.00	1.00
		0962_C	Department Head II	6,426	B	8,200	1.00	1.00
		1052_C	IS Business Analyst	3,465	B	4,358	1.00	1.00
		1053_C	IS Business Analyst-Senior	4,011	B	5,046	1.00	1.00
		1406_C	Senior Clerk	2,076	B	2,525	1.00	1.00
		1424_C	Clerk Typist	2,082	B	2,530	1.00	1.00
		1426_C	Senior Clerk Typist	2,284	B	2,774	2.00	2.00
		1450_C	Executive Secretary I	2,740	B	3,331	1.00	1.00
		1684_C	Auditor II	3,829	B	4,655	1.00	1.00
		1686_C	Auditor III	4,303	B	5,230	1.00	1.00
		1822_C	Administrative Analyst	3,237	B	3,935	1.00	1.00
		1842_C	Management Assistant	2,980	B	3,621	1.00	1.00
		1844_C	Senior Management Assistant	3,414	B	4,150	1.00	1.00
		8124_C	Investigator, Department of Police Accountability	3,457	B	4,202	19.00	19.00
		8126_C	Sr Investigator, Dept of Police Accountability	3,792	B	4,609	8.00	8.00
		8173_C	Legal Assistant	3,091	B	3,755	2.00	0.00
		8177_C	Attorney (Civil/Criminal)	4,731	B	8,287	9.00	7.00
		8182_C	Head Attorney, Civil And Criminal	7,324	B	8,903	1.00	1.00
		TEMPM_E	Temporary - Miscellaneous	0	B	0	0.01	0.01
209644 DPA Police Accountabilty	10010 GF Annual Authority Ctrl	1823_C	Senior Administrative Analyst	3,773	B	4,585	1.00	1.00
Division Total:							**56.01**	**52.01**
DPA Department Total							**56.01**	**52.01**

Department: DPH Public Health

Division	Fund	Job Code	Job Title	Low	Type	High	2020-2021 FTE	2021-2022 FTE
207703 HBH Behavioral Health	10000 GF Annual Account Ctrl	0922_C	Manager I	4,168	B	5,321	4.00	4.00
		0923_C	Manager II	4,476	B	5,713	8.50	8.50
		0931_C	Manager III	4,825	B	6,159	2.00	2.00
		0932_C	Manager IV	5,181	B	6,612	2.70	2.70
		0933_C	Manager V	5,586	B	7,132	2.00	2.00
		0941_C	Manager VI	5,998	B	7,655	3.00	3.00
		0942_C	Manager VII	6,426	B	8,200	1.00	1.00
		1166_C	Administrator, Department of Public Health	9,099	B	11,614	1.00	1.00
		1232_C	Training Officer	3,407	B	4,141	1.00	1.00
		1404_C	Clerk	2,002	B	2,432	0.35	0.35
		1406_C	Senior Clerk	2,076	B	2,525	36.47	36.47
		1408_C	Principal Clerk	2,740	B	3,331	1.00	1.00
		1630_C	Account Clerk	2,147	B	2,610	1.00	1.00
		1632_C	Senior Account Clerk	2,487	B	3,021	5.00	5.00
		1635_C	Health Care Billing Clerk I	2,345	B	2,849	3.00	3.00
		1636_C	Health Care Billing Clerk II	2,636	B	3,203	15.00	15.00
		1652_C	Accountant II	3,002	B	3,646	2.00	2.00
		1654_C	Accountant III	3,631	B	4,413	4.00	4.00
		1657_C	Accountant IV	4,202	B	5,107	0.25	0.25
		1662_C	Patient Accounts Assistant Supervisor	2,837	B	3,451	2.00	2.00
		1663_C	Patient Accounts Supervisor	3,237	B	3,935	3.00	3.00
		1664_C	Patient Accounts Manager	3,708	B	4,505	1.00	1.00
		1820_C	Junior Administrative Analyst	2,461	B	2,992	2.00	2.00
		1822_C	Administrative Analyst	3,237	B	3,935	7.01	7.01
		1823_C	Senior Administrative Analyst	3,773	B	4,585	14.50	14.50
		1824_C	Principal Administrative Analyst	4,367	B	5,309	9.00	9.00
		1825_C	Principal Administrative Analyst II	4,783	B	5,816	2.00	2.00
		1827_C	Administrative Services Manager	3,812	B	4,633	2.00	2.00
		2106_C	Medical Staff Services Department Specialist	2,585	B	3,142	3.00	3.00
		2112_C	Medical Record Technician	2,649	B	3,221	1.00	1.00
		2114_C	Medical Records Technician Supervisor	3,097	B	3,763	1.00	1.00
		2119_C	Health Care Analyst	3,292	B	4,002	1.26	1.26
		2232_C	Senior Physician Specialist	7,668	B	10,599	2.66	2.66
		2233_C	Supervising Physician Specialist	8,253	B	11,399	2.89	2.89
		2242_C	Senior Psychiatric Physician Specialist	9,480	B	13,103	42.30	42.30
		2243_C	Supervising Psychiatric Physician Specialist	10,203	B	14,092	4.00	4.00
		2305_C	Psychiatric Technician	2,809	B	3,414	5.52	5.52
		2320_C	Registered Nurse	5,105	B	6,704	24.53	24.53
		2322_C	Nurse Manager	5,928	B	8,631	1.75	1.75
		2323_C	Clinical Nurse Specialist	6,326	B	8,953	1.50	1.50
		2328_C	Nurse Practitioner	6,323	B	8,951	9.80	9.80
		2409_C	Pharmacy Technician	3,059	B	3,718	4.00	4.00
		2430_C	Medical Evaluations Assistant	2,322	B	2,822	1.00	1.00
		2450_C	Pharmacist	5,309	B	6,775	1.75	1.75
		2453_C	Supervising Pharmacist	6,420	B	7,802	1.00	1.00
		2454_C	Clinical Pharmacist	5,853	B	7,470	6.85	6.85
		2552_C	Dir of Activities, Therapy And Volunteer Services	3,266	B	3,969	1.00	1.00
		2565_C	Acupuncturist	2,865	B	3,482	1.00	1.00
		2566_C	Rehabilitation Counselor	2,871	B	3,491	1.60	1.60
		2574_C	Clinical Psychologist	3,994	B	4,853	24.46	24.46
		2575_C	Research Psychologist	4,291	B	5,215	4.08	4.08
		2576_C	Supervising Clinical Psychologist	4,454	B	5,414	1.94	1.94
		2585_C	Health Worker I	2,031	B	2,467	6.48	6.48
		2586_C	Health Worker II	2,273	B	2,761	18.50	18.50
		2587_C	Health Worker III	2,487	B	3,021	41.70	41.70
		2588_C	Health Worker IV	2,905	B	3,531	11.50	11.50
		2589_C	Health Program Coordinator I	2,949	B	3,583	1.00	1.00
		2591_C	Health Program Coordinator II	3,356	B	4,079	8.00	8.00

Division	Fund	Job Code	Job Title	Low	Type	High	2020-2021 FTE	2021-2022 FTE
207703 HBH Behavioral Health	10000 GF Annual Account Ctrl	2593_C	Health Program Coordinator III	3,755	B	4,566	32.62	33.00
		2736_C	Porter	2,092	B	2,541	1.00	1.00
		2738_C	Porter Assistant Supervisor	2,300	B	2,796	1.00	1.00
		2802_C	Epidemiologist I	2,987	B	3,631	1.00	1.00
		2803_C	Epidemiologist II	3,812	B	4,633	0.62	0.62
		2830_C	Public Health Nurse	5,105	B	6,704	2.00	2.00
		2903_C	Hospital Eligibility Worker	2,487	B	3,021	1.00	1.00
		2908_C	Senior Hospital Eligibility Worker	2,849	B	3,463	1.00	1.00
		2910_C	Social Worker	2,560	B	3,112	1.00	1.00
		2920_C	Medical Social Worker	3,451	B	4,193	1.00	1.00
		2930_C	Behavioral Health Clinician	3,451	B	4,193	124.42	124.80
		2931_C	Marriage, Family And Child Counselor	3,451	B	4,193	23.31	23.31
		2932_C	Senior Behavioral Health Clinician	3,602	B	4,377	44.43	44.43
		2935_C	Senior Marriage, Family & Child Counselor	3,602	B	4,377	3.00	3.00
		9924_C	Public Service Aide - Health Services	1,721	B	1,721	0.50	0.50
		TEMPM_E	Temporary - Miscellaneous	0	B	0	2.86	2.86
		TEMPN_E	Temporary - Nurses	0	B	0	0.40	0.40
207703 HBH Behavioral Health	10020 GF Continuing Authority Ctrl	1314_C	Public Relations Officer	3,561	B	4,328	1.00	1.00
		2593_C	Health Program Coordinator III	3,755	B	4,566	1.00	1.00
207703 HBH Behavioral Health	10060 GF Work Order	1404_C	Clerk	2,002	B	2,432	2.00	2.00
		1406_C	Senior Clerk	2,076	B	2,525	0.49	0.49
		2230_C	Physician Specialist	6,955	B	9,848	1.50	1.50
		2232_C	Senior Physician Specialist	7,668	B	10,599	0.20	0.20
		2242_C	Senior Psychiatric Physician Specialist	9,480	B	13,103	1.64	1.64
		2320_C	Registered Nurse	5,105	B	6,704	4.50	4.50
		2328_C	Nurse Practitioner	6,323	B	8,951	2.00	2.00
		2574_C	Clinical Psychologist	3,994	B	4,853	1.42	1.42
		2576_C	Supervising Clinical Psychologist	4,454	B	5,414	0.86	0.86
		2586_C	Health Worker II	2,273	B	2,761	12.00	12.00
		2588_C	Health Worker IV	2,905	B	3,531	1.00	1.00
		2589_C	Health Program Coordinator I	2,949	B	3,583	1.00	1.00
		2593_C	Health Program Coordinator III	3,755	B	4,566	2.00	2.00
		2830_C	Public Health Nurse	5,105	B	6,704	0.40	0.40
		2930_C	Behavioral Health Clinician	3,451	B	4,193	8.00	8.00
		2931_C	Marriage, Family And Child Counselor	3,451	B	4,193	1.50	1.50
		2932_C	Senior Behavioral Health Clinician	3,602	B	4,377	2.00	2.00
		TEMPM_E	Temporary - Miscellaneous	0	B	0	3.17	3.16
		TEMPN_E	Temporary - Nurses	0	B	0	0.09	0.09
207703 HBH Behavioral Health	10582 SR OCOH Nov18 PropCHomelessSvc	0922_C	Manager I	4,168	B	5,321	0.65	1.00
		0932_C	Manager IV	5,181	B	6,612	0.50	1.00
		0941_C	Manager VI	5,998	B	7,655	0.50	1.00
		1406_C	Senior Clerk	2,076	B	2,525	0.65	1.00
		2119_C	Health Care Analyst	3,292	B	4,002	1.50	3.00
		2587_C	Health Worker III	2,487	B	3,021	9.75	15.00
		2589_C	Health Program Coordinator I	2,949	B	3,583	0.65	1.00
		2593_C	Health Program Coordinator III	3,755	B	4,566	1.00	2.00
		2930_C	Behavioral Health Clinician	3,451	B	4,193	6.50	10.00
		2932_C	Senior Behavioral Health Clinician	3,602	B	4,377	1.95	3.00
		TEMPM_E	Temporary - Miscellaneous	0	B	0	17.49	34.97
207703 HBH Behavioral Health	11580 SR Community Health-Grants	1404_C	Clerk	2,002	B	2,432	0.65	0.65
		1406_C	Senior Clerk	2,076	B	2,525	3.85	3.85
		1657_C	Accountant IV	4,202	B	5,107	0.50	0.50
		1822_C	Administrative Analyst	3,237	B	3,935	2.00	2.00
		2232_C	Senior Physician Specialist	7,668	B	10,599	0.80	0.80
		2320_C	Registered Nurse	5,105	B	6,704	1.25	1.25
		2588_C	Health Worker IV	2,905	B	3,531	1.00	1.00
		2593_C	Health Program Coordinator III	3,755	B	4,566	1.59	1.59
		2803_C	Epidemiologist II	3,812	B	4,633	0.38	0.38
		2822_C	Health Educator	3,472	B	4,223	1.00	1.00

Division	Fund	Job Code	Job Title	Low	Type	High	2020-2021 FTE	2021-2022 FTE
207703 HBH Behavioral Health	11580 SR Community Health-Grants	2910_C	Social Worker	2,560	B	3,112	2.00	2.00
		2930_C	Behavioral Health Clinician	3,451	B	4,193	2.70	2.93
		2931_C	Marriage, Family And Child Counselor	3,451	B	4,193	4.50	4.50
		2932_C	Senior Behavioral Health Clinician	3,602	B	4,377	0.75	0.75
		TEMPM_E	Temporary - Miscellaneous	0	B	0	2.21	2.21
207703 HBH Behavioral Health	11630 SR Public Health	0922_C	Manager I	4,168	B	5,321	3.00	3.00
		0923_C	Manager II	4,476	B	5,713	2.00	2.00
		0931_C	Manager III	4,825	B	6,159	1.00	1.00
		1043_C	IS Engineer-Senior	4,759	B	5,986	1.00	1.00
		1051_C	IS Business Analyst-Assistant	2,992	B	3,763	1.00	1.00
		1052_C	IS Business Analyst	3,465	B	4,358	1.00	1.00
		1053_C	IS Business Analyst-Senior	4,011	B	5,046	1.00	1.00
		1406_C	Senior Clerk	2,076	B	2,525	3.00	3.00
		1636_C	Health Care Billing Clerk II	2,636	B	3,203	1.00	1.00
		1657_C	Accountant IV	4,202	B	5,107	1.00	1.00
		1823_C	Senior Administrative Analyst	3,773	B	4,585	3.00	3.00
		2119_C	Health Care Analyst	3,292	B	4,002	1.74	1.74
		2230_C	Physician Specialist	6,955	B	9,848	1.00	1.00
		2242_C	Senior Psychiatric Physician Specialist	9,480	B	13,103	3.45	3.45
		2320_C	Registered Nurse	5,105	B	6,704	2.00	2.00
		2322_C	Nurse Manager	5,928	B	8,631	1.00	1.00
		2328_C	Nurse Practitioner	6,323	B	8,951	3.30	3.30
		2409_C	Pharmacy Technician	3,059	B	3,718	1.00	1.00
		2430_C	Medical Evaluations Assistant	2,322	B	2,822	1.00	1.00
		2454_C	Clinical Pharmacist	5,853	B	7,470	1.00	1.00
		2566_C	Rehabilitation Counselor	2,871	B	3,491	2.00	2.00
		2574_C	Clinical Psychologist	3,994	B	4,853	2.58	2.58
		2575_C	Research Psychologist	4,291	B	5,215	0.92	0.92
		2585_C	Health Worker I	2,031	B	2,467	6.96	6.96
		2586_C	Health Worker II	2,273	B	2,761	6.50	6.50
		2587_C	Health Worker III	2,487	B	3,021	7.50	7.50
		2588_C	Health Worker IV	2,905	B	3,531	3.48	3.48
		2589_C	Health Program Coordinator I	2,949	B	3,583	1.00	1.00
		2591_C	Health Program Coordinator II	3,356	B	4,079	1.00	1.00
		2593_C	Health Program Coordinator III	3,755	B	4,566	11.41	11.41
		2802_C	Epidemiologist I	2,987	B	3,631	1.00	1.00
		2803_C	Epidemiologist II	3,812	B	4,633	4.08	4.08
		2819_C	Assistant Health Educator	3,002	B	3,646	1.80	1.80
		2830_C	Public Health Nurse	5,105	B	6,704	1.00	1.00
		2903_C	Hospital Eligibility Worker	2,487	B	3,021	2.00	2.00
		2930_C	Behavioral Health Clinician	3,451	B	4,193	13.01	13.01
		2931_C	Marriage, Family And Child Counselor	3,451	B	4,193	5.00	5.00
		2932_C	Senior Behavioral Health Clinician	3,602	B	4,377	8.00	8.00
		9924_C	Public Service Aide - Health Services	1,721	B	1,721	1.00	1.00
		TEMPM_E	Temporary - Miscellaneous	0	B	0	1.36	1.36
Division Total:							**843.19**	**876.00**
207705 HNS Health Network Services	10000 GF Annual Account Ctrl	0922_C	Manager I	4,168	B	5,321	3.49	3.49
		0923_C	Manager II	4,476	B	5,713	5.00	5.00
		0932_C	Manager IV	5,181	B	6,612	1.10	1.10
		0933_C	Manager V	5,586	B	7,132	2.00	2.00
		0941_C	Manager VI	5,998	B	7,655	5.00	5.00
		0942_C	Manager VII	6,426	B	8,200	1.00	1.00
		0943_C	Manager VIII	7,271	B	9,278	2.00	2.00
		0953_C	Deputy Director III	5,998	B	7,655	1.00	1.00
		0955_C	Deputy Director V	7,271	B	9,278	1.00	1.00
		1165_C	Manager, Department of Public Health	8,200	B	10,465	1.00	1.00
		1166_C	Administrator, Department of Public Health	9,099	B	11,614	1.00	1.00
		1404_C	Clerk	2,002	B	2,432	20.50	20.50
		1406_C	Senior Clerk	2,076	B	2,525	12.88	12.88

Division	Fund	Job Code	Job Title	Low	Type	High	2020-2021 FTE	2021-2022 FTE
207705 HNS Health Network Services	10000 GF Annual Account Ctrl	1408_C	Principal Clerk	2,740	B	3,331	1.00	1.00
		1430_C	Transcriber Typist	2,284	B	2,774	1.00	1.00
		1440_C	Medical Transcriber Typist	2,427	B	2,949	3.00	3.00
		1634_C	Principal Account Clerk	2,809	B	3,414	1.00	1.00
		1635_C	Health Care Billing Clerk I	2,345	B	2,849	4.00	4.00
		1636_C	Health Care Billing Clerk II	2,636	B	3,203	4.00	4.00
		1637_C	Patient Accounts Clerk	2,735	B	3,324	1.00	1.00
		1654_C	Accountant III	3,631	B	4,413	2.00	2.00
		1657_C	Accountant IV	4,202	B	5,107	1.00	1.00
		1663_C	Patient Accounts Supervisor	3,237	B	3,935	1.00	1.00
		1820_C	Junior Administrative Analyst	2,461	B	2,992	1.50	1.50
		1822_C	Administrative Analyst	3,237	B	3,935	4.50	4.50
		1823_C	Senior Administrative Analyst	3,773	B	4,585	1.91	1.91
		1824_C	Principal Administrative Analyst	4,367	B	5,309	3.90	3.90
		1944_C	Materials Coordinator	4,367	B	5,309	1.00	1.00
		2110_C	Medical Records Clerk	2,361	B	2,871	41.10	41.10
		2112_C	Medical Record Technician	2,649	B	3,221	38.00	38.00
		2114_C	Medical Records Technician Supervisor	3,097	B	3,763	5.00	5.00
		2119_C	Health Care Analyst	3,292	B	4,002	4.00	4.00
		2204_C	Dental Hygienist	3,569	B	4,338	0.87	0.87
		2232_C	Senior Physician Specialist	7,668	B	10,599	4.07	4.07
		2233_C	Supervising Physician Specialist	8,253	B	11,399	1.00	1.00
		2320_C	Registered Nurse	5,105	B	6,704	16.50	16.50
		2322_C	Nurse Manager	5,928	B	8,631	5.06	5.06
		2324_C	Nursing Supervisor	6,533	B	9,513	2.41	2.41
		2430_C	Medical Evaluations Assistant	2,322	B	2,822	1.90	1.90
		2548_C	Occupational Therapist	3,576	B	5,034	9.79	9.79
		2550_C	Senior Occupational Therapist	4,041	B	5,685	1.00	1.00
		2556_C	Physical Therapist	3,576	B	5,034	10.15	10.15
		2558_C	Senior Physical Therapist	4,041	B	5,685	1.00	1.00
		2586_C	Health Worker II	2,273	B	2,761	6.00	6.00
		2587_C	Health Worker III	2,487	B	3,021	6.80	6.80
		2588_C	Health Worker IV	2,905	B	3,531	2.00	2.00
		2589_C	Health Program Coordinator I	2,949	B	3,583	0.96	0.96
		2591_C	Health Program Coordinator II	3,356	B	4,079	6.78	6.78
		2593_C	Health Program Coordinator III	3,755	B	4,566	9.64	9.64
		2803_C	Epidemiologist II	3,812	B	4,633	1.00	1.00
		2818_C	Health Program Planner	3,382	B	4,111	2.00	2.00
		2820_C	Senior Health Program Planner	3,915	B	4,757	3.00	3.00
		2822_C	Health Educator	3,472	B	4,223	2.42	2.42
		2830_C	Public Health Nurse	5,105	B	6,704	24.61	24.61
		2846_C	Nutritionist	3,472	B	4,223	0.07	0.07
		2903_C	Hospital Eligibility Worker	2,487	B	3,021	32.00	32.00
		2908_C	Senior Hospital Eligibility Worker	2,849	B	3,463	3.00	3.00
		2909_C	Hospital Eligibility Worker Supervisor	3,482	B	4,234	2.00	2.00
		2910_C	Social Worker	2,560	B	3,112	2.40	2.40
		2920_C	Medical Social Worker	3,451	B	4,193	2.00	2.00
		2922_C	Senior Medical Social Worker	3,602	B	4,377	1.00	1.00
		2924_C	Medical Social Work Supervisor	3,855	B	4,685	1.00	1.00
		2931_C	Marriage, Family And Child Counselor	3,451	B	4,193	2.00	2.00
		4321_C	Cashier II	2,228	B	2,709	1.00	1.00
		9924_C	Public Service Aide - Health Services	1,721	B	1,721	0.14	0.14
		9978_C	Technology Expert II	0	B	0	1.00	1.00
		TEMPM_E	Temporary - Miscellaneous	0	B	0	3.30	3.30
		TEMPN_E	Temporary - Nurses	0	B	0	0.72	0.72
207705 HNS Health Network Services	10010 GF Annual Authority Ctrl	0941_C	Manager VI	5,998	B	7,655	1.00	1.00
		1031_C	IS Trainer-Assistant	2,669	B	3,245	1.00	1.00
		1032_C	IS Trainer-Journey	3,245	B	3,944	3.00	3.00
		1052_C	IS Business Analyst	3,465	B	4,358	14.00	14.00

Division	Fund	Job Code	Job Title	Low	Type	High	2020-2021 FTE	2021-2022 FTE
207705 HNS Health Network Services	10010 GF Annual Authority Ctrl	1053_C	IS Business Analyst-Senior	4,011	B	5,046	13.00	13.00
		1054_C	IS Business Analyst-Principal	4,644	B	5,842	19.00	19.00
		1063_C	IS Programmer Analyst-Senior	3,635	B	4,576	1.00	1.00
		1070_C	IS Project Director	5,120	B	6,440	5.00	5.00
		2114_C	Medical Records Technician Supervisor	3,097	B	3,763	1.00	1.00
		2320_C	Registered Nurse	5,105	B	6,704	20.00	20.00
		2323_C	Clinical Nurse Specialist	6,326	B	8,953	1.00	1.00
		2450_C	Pharmacist	5,309	B	6,775	2.00	2.00
		2454_C	Clinical Pharmacist	5,853	B	7,470	1.00	1.00
		2909_C	Hospital Eligibility Worker Supervisor	3,482	B	4,234	1.00	1.00
		9976_C	Technology Expert I	0	B	0	12.00	12.00
		9978_C	Technology Expert II	0	B	0	1.00	1.00
207705 HNS Health Network Services	10020 GF Continuing Authority Ctrl	1010_C	Information Systems Trainee	2,355	B	2,843	1.00	1.00
		1054_C	IS Business Analyst-Principal	4,644	B	5,842	1.00	1.00
		1092_C	IT Operations Support Administrator II	2,669	B	3,308	0.40	0.40
		1093_C	IT Operations Support Administrator III	3,245	B	4,021	1.00	1.00
		2119_C	Health Care Analyst	3,292	B	4,002	1.00	1.00
		9978_C	Technology Expert II	0	B	0	1.00	1.00
		TEMPM_E	Temporary - Miscellaneous	0	B	0	0.87	0.87
		TEMPN_E	Temporary - Nurses	0	B	0	0.99	0.99
207705 HNS Health Network Services	10060 GF Work Order	1406_C	Senior Clerk	2,076	B	2,525	4.00	4.00
		2204_C	Dental Hygienist	3,569	B	4,338	0.87	0.87
		2232_C	Senior Physician Specialist	7,668	B	10,599	1.02	1.20
		2320_C	Registered Nurse	5,105	B	6,704	6.21	6.67
		2322_C	Nurse Manager	5,928	B	8,631	1.34	1.57
		2328_C	Nurse Practitioner	6,323	B	8,951	0.62	0.80
		2538_C	Audiometrist	3,665	B	4,677	0.50	0.50
		2586_C	Health Worker II	2,273	B	2,761	7.54	8.00
		2587_C	Health Worker III	2,487	B	3,021	1.00	1.00
		2591_C	Health Program Coordinator II	3,356	B	4,079	0.62	0.62
		2830_C	Public Health Nurse	5,105	B	6,704	11.50	11.50
		TEMPM_E	Temporary - Miscellaneous	0	B	0	0.52	0.87
		TEMPN_E	Temporary - Nurses	0	B	0	0.86	0.86
207705 HNS Health Network Services	11580 SR Community Health-Grants	0922_C	Manager I	4,168	B	5,321	0.26	0.26
		0923_C	Manager II	4,476	B	5,713	0.90	0.90
		0932_C	Manager IV	5,181	B	6,612	0.20	0.20
		1406_C	Senior Clerk	2,076	B	2,525	4.07	4.07
		1652_C	Accountant II	3,002	B	3,646	1.50	1.50
		1822_C	Administrative Analyst	3,237	B	3,935	0.20	0.20
		1823_C	Senior Administrative Analyst	3,773	B	4,585	0.15	0.15
		1824_C	Principal Administrative Analyst	4,367	B	5,309	0.30	0.30
		2204_C	Dental Hygienist	3,569	B	4,338	1.06	1.06
		2232_C	Senior Physician Specialist	7,668	B	10,599	1.42	1.42
		2322_C	Nurse Manager	5,928	B	8,631	3.67	3.67
		2324_C	Nursing Supervisor	6,533	B	9,513	0.59	0.59
		2538_C	Audiometrist	3,665	B	4,677	0.50	0.50
		2585_C	Health Worker I	2,031	B	2,467	12.50	12.50
		2586_C	Health Worker II	2,273	B	2,761	7.00	7.00
		2587_C	Health Worker III	2,487	B	3,021	4.71	4.71
		2591_C	Health Program Coordinator II	3,356	B	4,079	1.40	1.40
		2593_C	Health Program Coordinator III	3,755	B	4,566	5.23	5.23
		2803_C	Epidemiologist II	3,812	B	4,633	0.33	0.33
		2819_C	Assistant Health Educator	3,002	B	3,646	1.00	1.00
		2830_C	Public Health Nurse	5,105	B	6,704	23.19	23.19
		2846_C	Nutritionist	3,472	B	4,223	11.98	11.98
		2910_C	Social Worker	2,560	B	3,112	1.60	1.60
		2920_C	Medical Social Worker	3,451	B	4,193	0.90	0.90
		TEMPM_E	Temporary - Miscellaneous	0	B	0	7.73	7.73
		TEMPN_E	Temporary - Nurses	0	B	0	3.75	3.75

Division	Fund	Job Code	Job Title	Low	Type	High	2020-2021 FTE	2021-2022 FTE
Division Total:							**583.47**	**585.33**
240642 HPC Primary Care	10000 GF Annual Account Ctrl	0922_C	Manager I	4,168	B	5,321	1.00	1.00
		0923_C	Manager II	4,476	B	5,713	0.60	0.60
		0931_C	Manager III	4,825	B	6,159	2.00	2.00
		0932_C	Manager IV	5,181	B	6,612	1.00	1.00
		0941_C	Manager VI	5,998	B	7,655	1.00	1.00
		0942_C	Manager VII	6,426	B	8,200	1.00	1.00
		1402_C	Junior Clerk	1,838	B	2,233	1.00	1.00
		1406_C	Senior Clerk	2,076	B	2,525	4.20	4.20
		1408_C	Principal Clerk	2,740	B	3,331	1.00	1.00
		1652_C	Accountant II	3,002	B	3,646	1.00	1.00
		1654_C	Accountant III	3,631	B	4,413	2.00	2.00
		1657_C	Accountant IV	4,202	B	5,107	1.00	1.00
		1823_C	Senior Administrative Analyst	3,773	B	4,585	2.00	2.00
		1824_C	Principal Administrative Analyst	4,367	B	5,309	1.00	1.00
		1934_C	Storekeeper	2,191	B	2,662	1.00	1.00
		1950_C	Assistant Purchaser	2,541	B	3,091	1.00	1.00
		2119_C	Health Care Analyst	3,292	B	4,002	1.00	1.00
		2202_C	Dental Aide	2,623	B	3,190	15.00	15.00
		2204_C	Dental Hygienist	3,569	B	4,338	2.25	2.25
		2210_C	Dentist	5,657	B	7,401	7.61	7.61
		2218_C	Physician Assistant	6,323	B	8,951	1.00	1.00
		2230_C	Physician Specialist	6,955	B	9,848	39.35	39.35
		2232_C	Senior Physician Specialist	7,668	B	10,599	6.06	6.06
		2233_C	Supervising Physician Specialist	8,253	B	11,399	10.91	10.91
		2242_C	Senior Psychiatric Physician Specialist	9,480	B	13,103	1.40	1.40
		2312_C	Licensed Vocational Nurse	2,796	B	3,399	1.00	1.00
		2320_C	Registered Nurse	5,105	B	6,704	58.17	58.17
		2322_C	Nurse Manager	5,928	B	8,631	11.00	11.00
		2324_C	Nursing Supervisor	6,533	B	9,513	2.00	2.00
		2328_C	Nurse Practitioner	6,323	B	8,951	22.24	22.24
		2409_C	Pharmacy Technician	3,059	B	3,718	1.00	1.00
		2430_C	Medical Evaluations Assistant	2,322	B	2,822	74.60	74.60
		2453_C	Supervising Pharmacist	6,420	B	7,802	1.00	1.00
		2454_C	Clinical Pharmacist	5,853	B	7,470	4.00	4.00
		2574_C	Clinical Psychologist	3,994	B	4,853	1.00	1.00
		2576_C	Supervising Clinical Psychologist	4,454	B	5,414	1.00	1.00
		2585_C	Health Worker I	2,031	B	2,467	10.00	10.00
		2586_C	Health Worker II	2,273	B	2,761	25.60	25.60
		2587_C	Health Worker III	2,487	B	3,021	6.79	6.79
		2588_C	Health Worker IV	2,905	B	3,531	3.00	3.00
		2591_C	Health Program Coordinator II	3,356	B	4,079	4.00	4.00
		2593_C	Health Program Coordinator III	3,755	B	4,566	14.00	14.00
		2803_C	Epidemiologist II	3,812	B	4,633	0.65	0.65
		2822_C	Health Educator	3,472	B	4,223	3.00	3.00
		2830_C	Public Health Nurse	5,105	B	6,704	0.10	0.10
		2846_C	Nutritionist	3,472	B	4,223	3.50	3.50
		2903_C	Hospital Eligibility Worker	2,487	B	3,021	59.50	59.50
		2909_C	Hospital Eligibility Worker Supervisor	3,482	B	4,234	9.00	9.00
		2920_C	Medical Social Worker	3,451	B	4,193	8.60	8.60
		2922_C	Senior Medical Social Worker	3,602	B	4,377	0.60	0.60
		2930_C	Behavioral Health Clinician	3,451	B	4,193	16.50	16.50
		2931_C	Marriage, Family And Child Counselor	3,451	B	4,193	1.00	1.00
		2932_C	Senior Behavioral Health Clinician	3,602	B	4,377	4.00	4.00
		TEMPM_E	Temporary - Miscellaneous	0	B	0	5.74	5.74
		TEMPN_E	Temporary - Nurses	0	B	0	4.89	4.89
240642 HPC Primary Care	10010 GF Annual Authority Ctrl	2204_C	Dental Hygienist	3,569	B	4,338	2.00	2.00
		TEMPM_E	Temporary - Miscellaneous	0	B	0	0.09	0.09
240642 HPC Primary Care	10020 GF Continuing Authority	2585_C	Health Worker I	2,031	B	2,467	4.00	4.00

Division	Fund	Job Code	Job Title	Low	Type	High	2020-2021 FTE	2021-2022 FTE
240642 HPC Primary Care	10020 GF Continuing Authority Ctrl	2589_C	Health Program Coordinator I	2,949	B	3,583	3.85	5.00
		5502_C	Project Manager I	5,697	B	5,697	1.00	1.00
		TEMPM_E	Temporary - Miscellaneous	0	B	0	9.76	9.75
240642 HPC Primary Care	10060 GF Work Order	2230_C	Physician Specialist	6,955	B	9,848	0.50	0.50
		2232_C	Senior Physician Specialist	7,668	B	10,599	0.07	0.07
		2242_C	Senior Psychiatric Physician Specialist	9,480	B	13,103	0.93	0.93
		2320_C	Registered Nurse	5,105	B	6,704	10.50	14.00
		2322_C	Nurse Manager	5,928	B	8,631	0.50	1.00
		2328_C	Nurse Practitioner	6,323	B	8,951	2.00	2.00
		2587_C	Health Worker III	2,487	B	3,021	1.00	1.00
		TEMPM_E	Temporary - Miscellaneous	0	B	0	0.09	0.09
		TEMPN_E	Temporary - Nurses	0	B	0	1.52	1.52
240642 HPC Primary Care	11580 SR Community Health-Grants	2210_C	Dentist	5,657	B	7,401	0.40	0.40
		2230_C	Physician Specialist	6,955	B	9,848	0.20	0.20
		2328_C	Nurse Practitioner	6,323	B	8,951	1.80	1.80
		2586_C	Health Worker II	2,273	B	2,761	1.40	1.40
		2587_C	Health Worker III	2,487	B	3,021	0.60	0.60
		2830_C	Public Health Nurse	5,105	B	6,704	0.80	0.80
		2920_C	Medical Social Worker	3,451	B	4,193	2.60	2.60
		2922_C	Senior Medical Social Worker	3,602	B	4,377	0.90	0.90
		TEMPM_E	Temporary - Miscellaneous	0	B	0	1.11	1.11
		TEMPN_E	Temporary - Nurses	0	B	0	0.75	0.75
240642 HPC Primary Care	21080 SFGH-Op Annual Account Ctrl	1406_C	Senior Clerk	2,076	B	2,525	3.00	3.00
		1408_C	Principal Clerk	2,740	B	3,331	1.00	1.00
		1410_C	Chief Clerk	3,142	B	3,819	2.00	2.00
		2312_C	Licensed Vocational Nurse	2,796	B	3,399	3.00	3.00
		2320_C	Registered Nurse	5,105	B	6,704	26.25	26.25
		2322_C	Nurse Manager	5,928	B	8,631	3.00	3.00
		2328_C	Nurse Practitioner	6,323	B	8,951	22.28	22.28
		2430_C	Medical Evaluations Assistant	2,322	B	2,822	53.93	53.93
		2454_C	Clinical Pharmacist	5,853	B	7,470	1.00	1.00
		2542_C	Speech Pathologist	3,944	B	5,285	0.50	0.50
		2586_C	Health Worker II	2,273	B	2,761	12.00	12.00
		2587_C	Health Worker III	2,487	B	3,021	1.00	1.00
		2593_C	Health Program Coordinator III	3,755	B	4,566	3.00	3.00
		2903_C	Hospital Eligibility Worker	2,487	B	3,021	24.00	24.00
		2930_C	Behavioral Health Clinician	3,451	B	4,193	2.00	2.00
		P103_E	Special Nurse	6,380	B	8,382	1.83	1.83
		TEMPM_E	Temporary - Miscellaneous	0	B	0	0.88	0.88
		TEMPN_E	Temporary - Nurses	0	B	0	0.74	0.74
Division Total:							**673.64**	**678.78**
240648 HHH Health At Home	10000 GF Annual Account Ctrl	1404_C	Clerk	2,002	B	2,432	0.09	0.09
		1408_C	Principal Clerk	2,740	B	3,331	1.00	1.00
		1636_C	Health Care Billing Clerk II	2,636	B	3,203	2.00	2.00
		1662_C	Patient Accounts Assistant Supervisor	2,837	B	3,451	1.00	1.00
		2312_C	Licensed Vocational Nurse	2,796	B	3,399	2.00	2.00
		2320_C	Registered Nurse	5,105	B	6,704	18.00	18.00
		2322_C	Nurse Manager	5,928	B	8,631	2.00	2.00
		2548_C	Occupational Therapist	3,576	B	5,034	3.00	3.00
		2556_C	Physical Therapist	3,576	B	5,034	7.80	7.80
		2558_C	Senior Physical Therapist	4,041	B	5,685	1.00	1.00
		2583_C	Home Health Aide	1,691	B	2,050	2.00	2.00
		2585_C	Health Worker I	2,031	B	2,467	1.00	1.00
		2736_C	Porter	2,092	B	2,541	0.50	0.50
		2903_C	Hospital Eligibility Worker	2,487	B	3,021	2.00	2.00
		2920_C	Medical Social Worker	3,451	B	4,193	3.50	3.50
		2922_C	Senior Medical Social Worker	3,602	B	4,377	1.00	1.00
		P103_C	Special Nurse	6,380	B	8,382	0.20	0.20
		TEMPM_E	Temporary - Miscellaneous	0	B	0	0.36	0.36

Division	Fund	Job Code	Job Title	Low	Type	High	2020-2021 FTE	2021-2022 FTE
240648 HHH Health At Home	10000 GF Annual Account Ctrl	TEMPN_E	Temporary - Nurses	0	B	0	0.01	0.01
Division Total:							**48.46**	**48.46**
240649 HLH Laguna Honda Hospital	21490 LHH-Op Annual Account Ctrl	0922_C	Manager I	4,168	B	5,321	4.00	4.00
		0923_C	Manager II	4,476	B	5,713	3.00	3.00
		0931_C	Manager III	4,825	B	6,159	4.00	4.00
		0933_C	Manager V	5,586	B	7,132	1.00	1.00
		0941_C	Manager VI	5,998	B	7,655	2.00	2.00
		0942_C	Manager VII	6,426	B	8,200	1.00	1.00
		0943_C	Manager VIII	7,271	B	9,278	2.00	2.00
		1165_C	Manager, Department of Public Health	8,200	B	10,465	1.00	1.00
		1241_C	Human Resources Analyst	2,791	B	4,107	0.19	0.19
		1246_C	Principal Human Resources Analyst	4,677	B	5,685	0.81	0.81
		1404_C	Clerk	2,002	B	2,432	1.00	1.00
		1406_C	Senior Clerk	2,076	B	2,525	10.00	10.00
		1408_C	Principal Clerk	2,740	B	3,331	1.00	1.00
		1426_C	Senior Clerk Typist	2,284	B	2,774	2.00	2.00
		1428_C	Unit Clerk	2,427	B	2,949	16.00	16.00
		1429_C	Nurses Staffing Assistant	2,233	B	2,714	7.00	7.00
		1630_C	Account Clerk	2,147	B	2,610	1.00	1.00
		1632_C	Senior Account Clerk	2,487	B	3,021	3.00	3.00
		1634_C	Principal Account Clerk	2,809	B	3,414	1.00	1.00
		1635_C	Health Care Billing Clerk I	2,345	B	2,849	1.00	1.00
		1636_C	Health Care Billing Clerk II	2,636	B	3,203	6.00	6.00
		1637_C	Patient Accounts Clerk	2,735	B	3,324	1.00	1.00
		1652_C	Accountant II	3,002	B	3,646	2.00	2.00
		1654_C	Accountant III	3,631	B	4,413	3.00	3.00
		1657_C	Accountant IV	4,202	B	5,107	2.00	2.00
		1663_C	Patient Accounts Supervisor	3,237	B	3,935	1.00	1.00
		1664_C	Patient Accounts Manager	3,708	B	4,505	1.00	1.00
		1708_C	Senior Telephone Operator	2,191	B	2,662	3.50	3.50
		1820_C	Junior Administrative Analyst	2,461	B	2,992	1.00	1.00
		1822_C	Administrative Analyst	3,237	B	3,935	3.00	3.00
		1823_C	Senior Administrative Analyst	3,773	B	4,585	2.00	2.00
		1824_C	Principal Administrative Analyst	4,367	B	5,309	2.00	2.00
		1825_C	Principal Administrative Analyst II	4,783	B	5,816	2.00	2.00
		1827_C	Administrative Services Manager	3,812	B	4,633	1.00	1.00
		1842_C	Management Assistant	2,980	B	3,621	0.50	0.50
		1920_C	Inventory Clerk	1,997	B	2,427	1.00	1.00
		1934_C	Storekeeper	2,191	B	2,662	7.72	7.72
		1942_C	Assistant Materials Coordinator	3,682	B	4,476	3.00	3.00
		1944_C	Materials Coordinator	4,367	B	5,309	1.00	1.00
		1956_C	Senior Purchaser	3,865	B	4,701	1.00	1.00
		2105_C	Patient Services Finance Technician	2,289	B	2,783	3.00	3.00
		2106_C	Medical Staff Services Department Specialist	2,585	B	3,142	1.00	1.00
		2230_C	Physician Specialist	6,955	B	9,848	1.00	1.00
		2232_C	Senior Physician Specialist	7,668	B	10,599	22.90	22.90
		2233_C	Supervising Physician Specialist	8,253	B	11,399	1.00	1.00
		2242_C	Senior Psychiatric Physician Specialist	9,480	B	13,103	3.90	3.90
		2302_C	Nursing Assistant	2,599	B	3,158	100.10	100.10
		2303_C	Patient Care Assistant	2,065	B	3,158	356.00	356.00
		2312_C	Licensed Vocational Nurse	2,796	B	3,399	101.15	101.15
		2320_C	Registered Nurse	5,105	B	6,704	186.12	187.46
		2322_C	Nurse Manager	5,928	B	8,631	23.50	23.50
		2323_C	Clinical Nurse Specialist	6,326	B	8,953	6.00	6.00
		2324_C	Nursing Supervisor	6,533	B	9,513	8.00	8.00
		2390_C	Sterile Processing and Distribution Technician	2,714	B	3,299	5.60	5.60
		2392_C	Sr Sterile Processing and Distribution Technician	3,331	B	4,048	1.00	1.00

Division	Fund	Job Code	Job Title	Low	Type	High	2020-2021 FTE	2021-2022 FTE
240649 HLH Laguna Honda Hospital	21490 LHH-Op Annual Account Ctrl	2406_C	Pharmacy Helper	2,675	B	3,251	1.00	1.00
		2409_C	Pharmacy Technician	3,059	B	3,718	11.56	13.10
		2424_C	Diagnostic Imaging Assistant	2,509	B	3,050	1.00	1.00
		2430_C	Medical Evaluations Assistant	2,322	B	2,822	6.00	6.00
		2450_C	Pharmacist	5,309	B	6,775	8.04	9.50
		2453_C	Supervising Pharmacist	6,420	B	7,802	1.00	1.00
		2454_C	Clinical Pharmacist	5,853	B	7,470	4.00	4.00
		2471_C	Radiologic Technologist I, II, III	3,755	B	5,550	1.00	1.00
		2472_C	Radiologic Technologist Lead	4,348	B	5,828	1.00	1.00
		2520_C	Morgue Attendant	2,740	B	3,331	1.00	1.00
		2536_C	Respiratory Care Practitioner	2,849	B	3,463	3.00	3.00
		2542_C	Speech Pathologist	3,944	B	5,285	4.50	4.50
		2548_C	Occupational Therapist	3,576	B	5,034	8.77	8.77
		2550_C	Senior Occupational Therapist	4,041	B	5,685	1.00	1.00
		2554_C	Therapy Aide	2,837	B	3,451	7.00	7.00
		2555_C	Physical Therapist Assistant	3,009	B	4,032	2.00	2.00
		2556_C	Physical Therapist	3,576	B	5,034	7.70	7.70
		2558_C	Senior Physical Therapist	4,041	B	5,685	1.00	1.00
		2574_C	Clinical Psychologist	3,994	B	4,853	3.50	3.50
		2583_C	Home Health Aide	1,691	B	2,050	58.00	58.00
		2586_C	Health Worker II	2,273	B	2,761	2.00	2.00
		2587_C	Health Worker III	2,487	B	3,021	34.10	34.10
		2588_C	Health Worker IV	2,905	B	3,531	10.00	10.00
		2589_C	Health Program Coordinator I	2,949	B	3,583	1.00	1.00
		2591_C	Health Program Coordinator II	3,356	B	4,079	5.08	7.00
		2593_C	Health Program Coordinator III	3,755	B	4,566	3.00	3.00
		2604_C	Food Service Worker	1,812	B	2,312	68.25	68.25
		2606_C	Senior Food Service Worker	1,902	B	2,427	12.00	12.00
		2608_C	Supply Room Attendent	1,956	B	2,381	1.00	1.00
		2618_C	Food Service Supervisor	2,345	B	2,849	2.50	2.50
		2619_C	Senior Food Service Supervisor	2,585	B	3,142	1.00	1.00
		2620_C	Food Service Manager Administrator	3,112	B	3,781	3.00	3.00
		2622_C	Dietetic Technician	2,201	B	2,675	3.00	3.00
		2624_C	Dietitian	3,142	B	3,819	8.50	8.50
		2626_C	Chief Dietitian	3,451	B	4,193	1.00	1.00
		2650_C	Assistant Cook	1,948	B	2,366	1.00	1.00
		2654_C	Cook	2,427	B	2,949	9.00	9.00
		2656_C	Chef	2,740	B	3,331	1.00	1.00
		2736_C	Porter	2,092	B	2,541	100.50	100.50
		2738_C	Porter Assistant Supervisor	2,300	B	2,796	1.00	1.00
		2740_C	Porter Supervisor I	2,535	B	3,083	6.00	6.00
		2785_C	Assistant General Services Manager	2,783	B	3,382	2.00	2.00
		2903_C	Hospital Eligibility Worker	2,487	B	3,021	4.00	4.00
		2908_C	Senior Hospital Eligibility Worker	2,849	B	3,463	4.00	4.00
		2909_C	Hospital Eligibility Worker Supervisor	3,482	B	4,234	2.00	2.00
		2920_C	Medical Social Worker	3,451	B	4,193	17.00	17.00
		2922_C	Senior Medical Social Worker	3,602	B	4,377	1.00	1.00
		2930_C	Behavioral Health Clinician	3,451	B	4,193	3.00	3.00
		3370_C	Animal Care Attendant	2,085	B	2,661	1.00	1.00
		3417_C	Gardener	2,443	B	2,972	2.00	2.00
		3422_C	Park Section Supervisor	2,972	B	3,612	1.00	1.00
		4321_C	Cashier II	2,228	B	2,709	2.00	2.00
		5177_C	Safety Officer	4,841	B	5,883	1.00	1.00
		5502_C	Project Manager I	5,697	B	5,697	1.00	1.00
		5504_C	Project Manager II	6,592	B	6,592	1.00	1.00
		6138_C	Industrial Hygienist	4,390	B	5,336	1.00	1.00
		7120_C	Buildings And Grounds Maintenance Superintendent	5,634	B	5,634	1.00	1.00
		7203_C	Buildings And Grounds Maintenance Supervisor	4,814	B	4,814	1.00	1.00

Division	Fund	Job Code	Job Title	Low	Type	High	2020-2021 FTE	2021-2022 FTE
240649 HLH Laguna Honda Hospital	21490 LHH-Op Annual Account Ctrl	7205_C	Chief Stationary Engineer	4,909	B	4,909	1.00	1.00
		7324_C	Beautician	2,452	B	2,980	2.00	2.00
		7334_C	Stationary Engineer	3,869	B	3,869	15.00	15.00
		7335_C	Senior Stationary Engineer	4,385	B	4,385	3.00	3.00
		7342_C	Locksmith	3,203	B	3,893	2.00	2.00
		7344_C	Carpenter	3,203	B	3,893	2.00	2.00
		7345_C	Electrician	3,602	B	4,377	2.00	2.00
		7346_C	Painter	2,949	B	3,583	2.00	2.00
		7347_C	Plumber	3,727	B	4,532	2.00	2.00
		7355_C	Truck Driver	2,894	B	3,684	1.00	1.00
		7524_C	Institution Utility Worker	1,997	B	2,427	11.50	11.50
		P103_C	Special Nurse	6,380	B	8,382	9.27	9.27
		P103_E	Special Nurse	6,380	B	8,382	8.00	8.00
		TEMPM_E	Temporary - Miscellaneous	0	B	0	12.76	12.75
		TEMPN_E	Temporary - Nurses	0	B	0	4.26	4.26
Division Total:							**1,455.78**	**1,462.03**
240661 HPH Population Health Division	10000 GF Annual Account Ctrl	0922_C	Manager I	4,168	B	5,321	8.20	8.20
		0923_C	Manager II	4,476	B	5,713	2.50	2.50
		0931_C	Manager III	4,825	B	6,159	1.00	1.00
		0932_C	Manager IV	5,181	B	6,612	2.00	2.00
		0933_C	Manager V	5,586	B	7,132	1.00	1.00
		0941_C	Manager VI	5,998	B	7,655	1.00	1.00
		0943_C	Manager VIII	7,271	B	9,278	1.00	1.00
		1052_C	IS Business Analyst	3,465	B	4,358	2.50	2.50
		1091_C	IT Operations Support Administrator I	2,273	B	2,816	0.02	0.02
		1165_C	Manager, Department of Public Health	8,200	B	10,465	1.00	1.00
		1406_C	Senior Clerk	2,076	B	2,525	14.25	14.25
		1408_C	Principal Clerk	2,740	B	3,331	2.00	2.00
		1446_C	Secretary II	2,517	B	3,059	1.00	1.00
		1630_C	Account Clerk	2,147	B	2,610	3.00	3.00
		1632_C	Senior Account Clerk	2,487	B	3,021	1.00	1.00
		1820_C	Junior Administrative Analyst	2,461	B	2,992	3.10	3.10
		1822_C	Administrative Analyst	3,237	B	3,935	0.80	0.80
		1823_C	Senior Administrative Analyst	3,773	B	4,585	3.30	3.30
		1824_C	Principal Administrative Analyst	4,367	B	5,309	1.30	1.30
		1842_C	Management Assistant	2,980	B	3,621	1.50	1.50
		1950_C	Assistant Purchaser	2,541	B	3,091	1.00	1.00
		2230_C	Physician Specialist	6,955	B	9,848	3.25	3.25
		2232_C	Senior Physician Specialist	7,668	B	10,599	3.91	3.91
		2233_C	Supervising Physician Specialist	8,253	B	11,399	4.50	4.50
		2312_C	Licensed Vocational Nurse	2,796	B	3,399	3.00	3.00
		2320_C	Registered Nurse	5,105	B	6,704	9.86	9.86
		2322_C	Nurse Manager	5,928	B	8,631	2.95	2.95
		2328_C	Nurse Practitioner	6,323	B	8,951	7.47	7.47
		2402_C	Laboratory Technician I	2,163	B	2,630	1.00	1.00
		2416_C	Laboratory Technician II	2,443	B	2,972	7.32	7.32
		2463_C	Microbiologist I/II	3,135	B	5,363	8.40	8.40
		2533_C	Emergency Medical Services Agency Specialist	4,168	B	5,067	3.50	3.50
		2585_C	Health Worker I	2,031	B	2,467	4.50	4.50
		2586_C	Health Worker II	2,273	B	2,761	12.90	12.90
		2587_C	Health Worker III	2,487	B	3,021	10.90	10.90
		2588_C	Health Worker IV	2,905	B	3,531	2.00	2.00
		2589_C	Health Program Coordinator I	2,949	B	3,583	10.54	10.54
		2591_C	Health Program Coordinator II	3,356	B	4,079	10.18	10.18
		2593_C	Health Program Coordinator III	3,755	B	4,566	13.70	13.70
		2802_C	Epidemiologist I	2,987	B	3,631	1.65	1.65
		2803_C	Epidemiologist II	3,812	B	4,633	13.61	13.61
		2806_C	Disease Control Investigator	2,714	B	3,299	9.48	9.48
		2818_C	Health Program Planner	3,382	B	4,111	1.00	1.00

Division	Fund	Job Code	Job Title	Low	Type	High	2020-2021 FTE	2021-2022 FTE
240661 HPH Population Health Division	10000 GF Annual Account Ctrl	2819_C	Assistant Health Educator	3,002	B	3,646	2.00	2.00
		2820_C	Senior Health Program Planner	3,915	B	4,757	3.00	3.00
		2822_C	Health Educator	3,472	B	4,223	8.55	8.55
		2830_C	Public Health Nurse	5,105	B	6,704	1.00	1.00
		2903_C	Hospital Eligibility Worker	2,487	B	3,021	2.38	2.38
		2930_C	Behavioral Health Clinician	3,451	B	4,193	1.00	1.00
		3450_C	Agricultural Inspector	2,493	B	3,029	3.00	3.00
		5174_C	Administrative Engineer	5,440	B	6,612	1.00	1.00
		6108_C	Environmental Health Technician I	2,687	B	3,266	13.20	13.20
		6110_C	Environmental Health Technician II	3,038	B	3,692	1.00	1.00
		6120_C	Environmental Health Inspector	3,994	B	4,853	28.00	28.00
		6122_C	Senior Environmental Health Inspector	4,274	B	5,195	37.15	37.15
		6124_C	Principal Environmental Health Inspector	4,597	B	5,586	7.55	7.55
		6138_C	Industrial Hygienist	4,390	B	5,336	4.00	4.00
		6139_C	Senior Industrial Hygienist	4,841	B	5,883	2.00	2.00
		6220_C	Inspector of Weights And Measures	2,493	B	3,029	8.00	8.00
		6222_C	Deputy Sealer of Weights and Measures	3,460	B	4,206	1.00	1.00
		8601_C	Emergency Services Coordinator I	2,721	B	3,308	1.00	1.00
		9924_C	Public Service Aide - Health Services	1,721	B	1,721	2.20	2.20
		TEMPM_E	Temporary - Miscellaneous	0	B	0	9.49	9.49
		TEMPN_E	Temporary - Nurses	0	B	0	2.54	2.54
240661 HPH Population Health Division	10010 GF Annual Authority Ctrl	2591_C	Health Program Coordinator II	3,356	B	4,079	1.00	1.00
		2803_C	Epidemiologist II	3,812	B	4,633	1.00	1.00
		2822_C	Health Educator	3,472	B	4,223	1.00	1.00
		TEMPM_E	Temporary - Miscellaneous	0	B	0	0.09	0.09
240661 HPH Population Health Division	10020 GF Continuing Authority Ctrl	1820_C	Junior Administrative Analyst	2,461	B	2,992	0.50	0.50
		2586_C	Health Worker II	2,273	B	2,761	0.25	0.25
		2822_C	Health Educator	3,472	B	4,223	1.00	1.00
		TEMPM_E	Temporary - Miscellaneous	0	B	0	146.17	0.43
240661 HPH Population Health Division	10060 GF Work Order	0922_C	Manager I	4,168	B	5,321	0.40	0.40
		1822_C	Administrative Analyst	3,237	B	3,935	0.50	0.50
		1823_C	Senior Administrative Analyst	3,773	B	4,585	0.25	0.25
		2589_C	Health Program Coordinator I	2,949	B	3,583	1.00	1.00
		2802_C	Epidemiologist I	2,987	B	3,631	0.75	0.75
		2803_C	Epidemiologist II	3,812	B	4,633	1.00	1.00
		2818_C	Health Program Planner	3,382	B	4,111	1.00	1.00
		2822_C	Health Educator	3,472	B	4,223	1.00	1.00
		6122_C	Senior Environmental Health Inspector	4,274	B	5,195	4.00	4.00
		6124_C	Principal Environmental Health Inspector	4,597	B	5,586	0.20	0.20
		TEMPM_E	Temporary - Miscellaneous	0	B	0	1.49	1.49
240661 HPH Population Health Division	11580 SR Community Health-Grants	0922_C	Manager I	4,168	B	5,321	1.00	1.00
		0923_C	Manager II	4,476	B	5,713	1.50	1.50
		0943_C	Manager VIII	7,271	B	9,278	1.00	1.00
		1091_C	IT Operations Support Administrator I	2,273	B	2,816	0.50	0.50
		1092_C	IT Operations Support Administrator II	2,669	B	3,308	1.00	1.00
		1093_C	IT Operations Support Administrator III	3,245	B	4,021	1.00	1.00
		1404_C	Clerk	2,002	B	2,432	0.80	0.80
		1406_C	Senior Clerk	2,076	B	2,525	1.75	1.75
		1654_C	Accountant III	3,631	B	4,413	0.05	0.05
		1822_C	Administrative Analyst	3,237	B	3,935	1.00	1.00
		1824_C	Principal Administrative Analyst	4,367	B	5,309	0.25	0.25
		1842_C	Management Assistant	2,980	B	3,621	0.50	0.50
		2119_C	Health Care Analyst	3,292	B	4,002	1.00	1.00
		2230_C	Physician Specialist	6,955	B	9,848	0.75	0.75
		2232_C	Senior Physician Specialist	7,668	B	10,599	3.11	3.34
		2233_C	Supervising Physician Specialist	8,253	B	11,399	1.00	1.00
		2322_C	Nurse Manager	5,928	B	8,631	0.05	0.05
		2328_C	Nurse Practitioner	6,323	B	8,951	1.00	1.00
		2416_C	Laboratory Technician II	2,443	B	2,972	2.50	2.50

Division	Fund	Job Code	Job Title	Low	Type	High	2020-2021 FTE	2021-2022 FTE
240661 HPH Population Health Division	11580 SR Community Health-Grants	2463_C	Microbiologist I/II	3,135	B	5,363	2.85	2.85
		2586_C	Health Worker II	2,273	B	2,761	5.25	5.25
		2587_C	Health Worker III	2,487	B	3,021	11.00	11.00
		2588_C	Health Worker IV	2,905	B	3,531	0.50	0.50
		2589_C	Health Program Coordinator I	2,949	B	3,583	6.31	6.31
		2591_C	Health Program Coordinator II	3,356	B	4,079	6.82	6.82
		2593_C	Health Program Coordinator III	3,755	B	4,566	6.35	6.35
		2802_C	Epidemiologist I	2,987	B	3,631	4.60	4.60
		2803_C	Epidemiologist II	3,812	B	4,633	5.04	5.04
		2806_C	Disease Control Investigator	2,714	B	3,299	0.75	0.75
		2819_C	Assistant Health Educator	3,002	B	3,646	0.90	0.90
		2820_C	Senior Health Program Planner	3,915	B	4,757	1.00	1.00
		2822_C	Health Educator	3,472	B	4,223	1.45	1.45
		2825_C	Senior Health Educator	3,739	B	4,544	2.00	2.00
		2830_C	Public Health Nurse	5,105	B	6,704	0.50	0.50
		2903_C	Hospital Eligibility Worker	2,487	B	3,021	1.62	1.62
		2930_C	Behavioral Health Clinician	3,451	B	4,193	0.10	0.10
		6108_C	Environmental Health Technician I	2,687	B	3,266	0.80	0.80
		6120_C	Environmental Health Inspector	3,994	B	4,853	0.25	0.25
		6122_C	Senior Environmental Health Inspector	4,274	B	5,195	1.95	1.95
		6124_C	Principal Environmental Health Inspector	4,597	B	5,586	0.30	0.30
		TEMPM_E	Temporary - Miscellaneous	0	B	0	17.61	17.53
		TEMPN_E	Temporary - Nurses	0	B	0	0.54	0.54
240661 HPH Population Health Division	11630 SR Public Health	0922_C	Manager I	4,168	B	5,321	0.65	0.65
		1406_C	Senior Clerk	2,076	B	2,525	1.75	1.75
		1630_C	Account Clerk	2,147	B	2,610	1.00	1.00
		1820_C	Junior Administrative Analyst	2,461	B	2,992	0.40	0.40
		2533_C	Emergency Medical Services Agency Specialist	4,168	B	5,067	1.50	1.50
		2589_C	Health Program Coordinator I	2,949	B	3,583	1.00	1.00
		2591_C	Health Program Coordinator II	3,356	B	4,079	1.00	1.00
		2822_C	Health Educator	3,472	B	4,223	2.00	2.00
		6108_C	Environmental Health Technician I	2,687	B	3,266	3.00	3.00
		6122_C	Senior Environmental Health Inspector	4,274	B	5,195	2.00	2.00
		6124_C	Principal Environmental Health Inspector	4,597	B	5,586	0.20	0.20
		TEMPM_E	Temporary - Miscellaneous	0	B	0	1.69	1.69
Division Total:							**614.19**	**468.60**
242641 HGH Zuckerberg SF General	21080 SFGH-Op Annual Account Ctrl	0922_C	Manager I	4,168	B	5,321	5.00	5.00
		0923_C	Manager II	4,476	B	5,713	5.00	5.00
		0931_C	Manager III	4,825	B	6,159	12.00	12.00
		0932_C	Manager IV	5,181	B	6,612	2.00	2.00
		0941_C	Manager VI	5,998	B	7,655	4.00	4.00
		0942_C	Manager VII	6,426	B	8,200	3.62	4.00
		0943_C	Manager VIII	7,271	B	9,278	1.00	1.00
		1052_C	IS Business Analyst	3,465	B	4,358	1.00	1.00
		1093_C	IT Operations Support Administrator III	3,245	B	4,021	5.00	5.00
		1165_C	Manager, Department of Public Health	8,200	B	10,465	1.00	1.00
		1166_C	Administrator, Department of Public Health	9,099	B	11,614	1.00	1.00
		1404_C	Clerk	2,002	B	2,432	4.00	4.00
		1406_C	Senior Clerk	2,076	B	2,525	33.80	33.80
		1408_C	Principal Clerk	2,740	B	3,331	1.00	1.00
		1410_C	Chief Clerk	3,142	B	3,819	1.00	1.00
		1428_C	Unit Clerk	2,427	B	2,949	49.30	49.30
		1429_C	Nurses Staffing Assistant	2,233	B	2,714	12.00	12.00
		1630_C	Account Clerk	2,147	B	2,610	1.00	1.00
		1632_C	Senior Account Clerk	2,487	B	3,021	6.00	6.00
		1634_C	Principal Account Clerk	2,809	B	3,414	1.00	1.00
		1635_C	Health Care Billing Clerk I	2,345	B	2,849	4.00	4.00
		1636_C	Health Care Billing Clerk II	2,636	B	3,203	23.00	23.00
		1637_C	Patient Accounts Clerk	2,735	B	3,324	24.00	24.00

Division	Fund	Job Code	Job Title	Low	Type	High	2020-2021 FTE	2021-2022 FTE
242641 HGH Zuckerberg SF General	21080 SFGH-Op Annual Account Ctrl	1652_C	Accountant II	3,002	B	3,646	6.00	6.00
		1654_C	Accountant III	3,631	B	4,413	5.00	5.00
		1657_C	Accountant IV	4,202	B	5,107	4.00	4.00
		1662_C	Patient Accounts Assistant Supervisor	2,837	B	3,451	1.00	1.00
		1663_C	Patient Accounts Supervisor	3,237	B	3,935	6.00	6.00
		1664_C	Patient Accounts Manager	3,708	B	4,505	1.00	1.00
		1708_C	Senior Telephone Operator	2,191	B	2,662	11.00	11.00
		1710_C	Chief Telephone Operator	2,487	B	3,021	1.00	1.00
		1822_C	Administrative Analyst	3,237	B	3,935	1.00	1.00
		1823_C	Senior Administrative Analyst	3,773	B	4,585	2.00	2.00
		1824_C	Principal Administrative Analyst	4,367	B	5,309	4.00	4.00
		1825_C	Principal Administrative Analyst II	4,783	B	5,816	2.00	2.00
		1922_C	Senior Inventory Clerk	2,055	B	2,499	1.00	1.00
		1932_C	Assistant Storekeeper	1,997	B	2,427	17.00	17.00
		1934_C	Storekeeper	2,191	B	2,662	3.00	3.00
		1936_C	Senior Storekeeper	2,333	B	2,837	1.00	1.00
		1938_C	Stores And Equipment Assistant Supervisor	2,837	B	3,451	1.00	1.00
		1942_C	Assistant Materials Coordinator	3,682	B	4,476	3.00	3.00
		1944_C	Materials Coordinator	4,367	B	5,309	1.00	1.00
		1950_C	Assistant Purchaser	2,541	B	3,091	2.00	2.00
		2105_C	Patient Services Finance Technician	2,289	B	2,783	12.00	12.00
		2106_C	Medical Staff Services Department Specialist	2,585	B	3,142	3.00	3.00
		2107_C	Medical Staff Services Department Analyst	3,266	B	3,969	2.00	2.00
		2110_C	Medical Records Clerk	2,361	B	2,871	3.00	3.00
		2112_C	Medical Record Technician	2,649	B	3,221	4.00	4.00
		2114_C	Medical Records Technician Supervisor	3,097	B	3,763	2.00	2.00
		2119_C	Health Care Analyst	3,292	B	4,002	17.62	18.00
		2202_C	Dental Aide	2,623	B	3,190	2.00	2.00
		2302_C	Nursing Assistant	2,599	B	3,158	8.00	8.00
		2303_C	Patient Care Assistant	2,065	B	3,158	181.90	181.90
		2305_C	Psychiatric Technician	2,809	B	3,414	33.80	33.80
		2310_C	Surgical Procedures Technician	2,837	B	3,451	21.00	21.00
		2312_C	Licensed Vocational Nurse	2,796	B	3,399	40.96	40.96
		2314_C	Behavioral Health Team Leader	2,942	B	3,576	23.80	23.80
		2320_C	Registered Nurse	5,105	B	6,704	954.40	954.40
		2322_C	Nurse Manager	5,928	B	8,631	37.00	37.00
		2323_C	Clinical Nurse Specialist	6,326	B	8,953	12.00	12.00
		2324_C	Nursing Supervisor	6,533	B	9,513	11.00	11.00
		2325_C	Nurse Midwife	5,740	B	8,953	3.44	3.44
		2326_C	Nursing Supervisor Psychiatric	6,533	B	9,513	1.00	1.00
		2328_C	Nurse Practitioner	6,323	B	8,951	69.83	69.83
		2330_C	Anesthetist	8,328	B	11,780	13.40	13.40
		2390_C	Sterile Processing and Distribution Technician	2,714	B	3,299	24.80	24.80
		2392_C	Sr Sterile Processing and Distribution Technician	3,331	B	4,048	2.00	2.00
		2406_C	Pharmacy Helper	2,675	B	3,251	7.00	7.00
		2408_C	Senior Pharmacy Helper	2,687	B	3,266	1.00	1.00
		2409_C	Pharmacy Technician	3,059	B	3,718	54.73	55.50
		2424_C	Diagnostic Imaging Assistant	2,509	B	3,050	34.50	34.50
		2430_C	Medical Evaluations Assistant	2,322	B	2,822	116.05	116.05
		2436_C	Electroencephalograph Technician I	2,687	B	3,266	1.00	1.00
		2450_C	Pharmacist	5,309	B	6,775	28.19	29.50
		2453_C	Supervising Pharmacist	6,420	B	7,802	7.00	7.00
		2454_C	Clinical Pharmacist	5,853	B	7,470	34.12	34.50
		2471_C	Radiologic Technologist I, II, III	3,755	B	5,550	73.70	73.70
		2472_C	Radiologic Technologist Lead	4,348	B	5,828	6.80	6.80
		2473_C	Diagnostic Medical Sonographer I, II, III	4,210	B	6,220	11.00	11.00
		2474_C	Diagnostic Medical Sonographer Lead	4,873	B	6,531	1.00	1.00
		2496_C	Imaging Supervisor	4,887	B	6,858	6.00	6.00
		2514_C	Orthopedic Technician I	2,487	B	3,021	1.00	1.00

Division	Fund	Job Code	Job Title	Low	Type	High	2020-2021 FTE	2021-2022 FTE
242641 HGH Zuckerberg SF General	21080 SFGH-Op Annual Account Ctrl	2515_C	Orthopedic Technician II	2,610	B	3,171	1.00	1.00
		2520_C	Morgue Attendant	2,740	B	3,331	1.00	1.00
		2522_C	Senior Morgue Attendant	2,783	B	3,382	1.00	1.00
		2540_C	Audiologist	3,961	B	5,056	1.00	1.00
		2542_C	Speech Pathologist	3,944	B	5,285	5.60	5.60
		2548_C	Occupational Therapist	3,576	B	5,034	17.59	17.59
		2550_C	Senior Occupational Therapist	4,041	B	5,685	2.00	2.00
		2551_C	Mental Health Treatment Specialist	3,550	B	4,315	2.00	2.00
		2554_C	Therapy Aide	2,837	B	3,451	3.98	3.98
		2555_C	Physical Therapist Assistant	3,009	B	4,032	3.00	3.00
		2556_C	Physical Therapist	3,576	B	5,034	24.50	24.50
		2558_C	Senior Physical Therapist	4,041	B	5,685	2.00	2.00
		2585_C	Health Worker I	2,031	B	2,467	4.00	4.00
		2586_C	Health Worker II	2,273	B	2,761	54.50	54.50
		2587_C	Health Worker III	2,487	B	3,021	26.00	26.00
		2589_C	Health Program Coordinator I	2,949	B	3,583	2.00	2.00
		2591_C	Health Program Coordinator II	3,356	B	4,079	3.00	3.00
		2593_C	Health Program Coordinator III	3,755	B	4,566	9.62	10.00
		2604_C	Food Service Worker	1,812	B	2,312	52.10	52.10
		2606_C	Senior Food Service Worker	1,902	B	2,427	8.00	8.00
		2618_C	Food Service Supervisor	2,345	B	2,849	6.50	6.50
		2619_C	Senior Food Service Supervisor	2,585	B	3,142	1.00	1.00
		2620_C	Food Service Manager Administrator	3,112	B	3,781	1.00	1.00
		2622_C	Dietetic Technician	2,201	B	2,675	5.00	5.00
		2624_C	Dietitian	3,142	B	3,819	8.00	8.00
		2626_C	Chief Dietitian	3,451	B	4,193	1.00	1.00
		2654_C	Cook	2,427	B	2,949	10.00	10.00
		2656_C	Chef	2,740	B	3,331	1.00	1.00
		2736_C	Porter	2,092	B	2,541	187.00	187.00
		2738_C	Porter Assistant Supervisor	2,300	B	2,796	1.00	1.00
		2740_C	Porter Supervisor I	2,535	B	3,083	9.00	9.00
		2770_C	Senior Laundry Worker	2,031	B	2,467	3.00	3.00
		2785_C	Assistant General Services Manager	2,783	B	3,382	4.00	4.00
		2822_C	Health Educator	3,472	B	4,223	4.00	4.00
		2846_C	Nutritionist	3,472	B	4,223	5.00	5.00
		2903_C	Hospital Eligibility Worker	2,487	B	3,021	92.40	92.40
		2908_C	Senior Hospital Eligibility Worker	2,849	B	3,463	78.00	78.00
		2909_C	Hospital Eligibility Worker Supervisor	3,482	B	4,234	11.00	11.00
		2920_C	Medical Social Worker	3,451	B	4,193	39.85	39.85
		2924_C	Medical Social Work Supervisor	3,855	B	4,685	2.00	2.00
		2930_C	Behavioral Health Clinician	3,451	B	4,193	12.50	12.50
		3417_C	Gardener	2,443	B	2,972	2.50	2.50
		3422_C	Park Section Supervisor	2,972	B	3,612	1.00	1.00
		3530_C	Chaplain	2,905	B	3,531	1.00	1.00
		4320_C	Cashier I	2,082	B	2,530	4.00	4.00
		4322_C	Cashier III	2,499	B	3,038	1.00	1.00
		5177_C	Safety Officer	4,841	B	5,883	1.00	1.00
		5506_C	Project Manager III	8,003	B	8,003	1.00	1.00
		6130_C	Safety Analyst	4,390	B	5,336	1.00	1.00
		6139_C	Senior Industrial Hygienist	4,841	B	5,883	1.00	1.00
		7120_C	Buildings And Grounds Maintenance Superintendent	5,634	B	5,634	1.00	1.00
		7203_C	Buildings And Grounds Maintenance Supervisor	4,814	B	4,814	2.00	2.00
		7205_C	Chief Stationary Engineer	4,909	B	4,909	2.00	2.00
		7236_C	Locksmith Supervisor I	3,952	B	4,804	1.00	1.00
		7242_C	Painter Supervisor I	3,350	B	4,291	1.00	1.00
		7262_C	Maintenance Planner	5,046	B	5,046	1.00	1.00
		7334_C	Stationary Engineer	3,869	B	3,869	26.00	26.00
		7335_C	Senior Stationary Engineer	4,385	B	4,385	6.00	6.00

Division	Fund	Job Code	Job Title	Low	Type	High	2020-2021 FTE	2021-2022 FTE
242641 HGH Zuckerberg SF General	21080 SFGH-Op Annual Account Ctrl	7342_C	Locksmith	3,203	B	3,893	2.00	2.00
		7344_C	Carpenter	3,203	B	3,893	2.00	2.00
		7345_C	Electrician	3,602	B	4,377	1.00	1.00
		7346_C	Painter	2,949	B	3,583	4.00	4.00
		7347_C	Plumber	3,727	B	4,532	2.00	2.00
		7348_C	Steamfitter	3,727	B	4,532	1.00	1.00
		7524_C	Institution Utility Worker	1,997	B	2,427	4.00	4.00
		9924_C	Public Service Aide - Health Services	1,721	B	1,721	1.00	1.00
		P103_E	Special Nurse	6,380	B	8,382	60.25	63.75
		TEMPM_E	Temporary - Miscellaneous	0	B	0	25.46	25.71
		TEMPN_E	Temporary - Nurses	0	B	0	6.29	6.29
242641 HGH Zuckerberg SF General	21120 SFGH-Continuing Authority Ctrl	1314_C	Public Relations Officer	3,561	B	4,328	1.00	1.00
		1820_C	Junior Administrative Analyst	2,461	B	2,992	1.00	1.00
		1823_C	Senior Administrative Analyst	3,773	B	4,585	1.00	1.00
		2424_C	Diagnostic Imaging Assistant	2,509	B	3,050	1.00	1.00
		2471_C	Radiologic Technologist I, II, III	3,755	B	5,550	4.00	4.00
		2548_C	Occupational Therapist	3,576	B	5,034	1.00	1.00
		2556_C	Physical Therapist	3,576	B	5,034	1.00	1.00
		5502_C	Project Manager I	5,697	B	5,697	1.54	2.00
		5504_C	Project Manager II	6,592	B	6,592	3.00	3.00
		7262_C	Maintenance Planner	5,046	B	5,046	1.00	1.00
		7334_C	Stationary Engineer	3,869	B	3,869	1.00	1.00
		7335_C	Senior Stationary Engineer	4,385	B	4,385	2.00	2.00
		TEMPM_E	Temporary - Miscellaneous	0	B	0	9.00	0.00
242641 HGH Zuckerberg SF General	21132 SFGH-OPERATING GRANTS-PRIVATE	TEMPM_E	Temporary - Miscellaneous	0	B	0	8.71	9.34
Division Total:							**3,045.65**	**3,045.09**
251961 HAD Public Health Admin	10000 GF Annual Account Ctrl	0922_C	Manager I	4,168	B	5,321	6.00	6.00
		0923_C	Manager II	4,476	B	5,713	1.62	2.00
		0931_C	Manager III	4,825	B	6,159	9.62	10.00
		0932_C	Manager IV	5,181	B	6,612	8.00	8.00
		0933_C	Manager V	5,586	B	7,132	2.00	2.00
		0941_C	Manager VI	5,998	B	7,655	2.00	2.00
		0942_C	Manager VII	6,426	B	8,200	1.00	1.00
		0943_C	Manager VIII	7,271	B	9,278	1.00	1.00
		0952_C	Deputy Director II	4,825	B	6,159	1.00	1.00
		0953_C	Deputy Director III	5,998	B	7,655	1.00	1.00
		0955_C	Deputy Director V	7,271	B	9,278	2.00	2.00
		0965_C	Department Head V	9,742	B	12,433	1.00	1.00
		1166_C	Administrator, Department of Public Health	9,099	B	11,614	1.00	1.00
		1202_C	Personnel Clerk	2,228	B	2,709	1.00	1.00
		1204_C	Senior Personnel Clerk	2,579	B	3,135	24.48	26.00
		1218_C	Payroll Supervisor	3,602	B	4,377	2.00	2.00
		1220_C	Payroll and Personnel Clerk	2,560	B	3,112	14.24	15.00
		1222_C	Senior Payroll And Personnel Clerk	2,809	B	3,414	7.00	7.00
		1226_C	Chief Payroll And Personnel Clerk	3,266	B	3,969	2.00	2.00
		1230_C	Instructional Designer	3,755	B	4,566	1.00	1.00
		1231_C	EEO Programs Senior Specialist	4,181	B	5,081	3.00	3.00
		1232_C	Training Officer	3,407	B	4,141	3.00	3.00
		1233_C	Equal Employment Opportunity Programs Specialist	3,299	B	4,010	3.00	3.00
		1241_C	Human Resources Analyst	2,791	B	4,107	20.24	21.00
		1244_C	Senior Human Resources Analyst	3,944	B	4,792	26.34	29.00
		1246_C	Principal Human Resources Analyst	4,677	B	5,685	3.48	5.00
		1250_C	Recruiter	3,944	B	4,792	2.00	2.00
		1312_C	Public Information Officer	2,987	B	3,631	1.00	1.00
		1314_C	Public Relations Officer	3,561	B	4,328	2.00	2.00
		1406_C	Senior Clerk	2,076	B	2,525	7.50	7.50
		1454_C	Executive Secretary III	3,277	B	3,981	1.00	1.00

Division	Fund	Job Code	Job Title	Low	Type	High	2020-2021 FTE	2021-2022 FTE
251961 HAD Public Health Admin	10000 GF Annual Account Ctrl	1630_C	Account Clerk	2,147	B	2,610	1.00	1.00
		1632_C	Senior Account Clerk	2,487	B	3,021	4.00	4.00
		1652_C	Accountant II	3,002	B	3,646	16.50	16.50
		1654_C	Accountant III	3,631	B	4,413	17.95	17.95
		1657_C	Accountant IV	4,202	B	5,107	8.35	8.35
		1670_C	Financial Systems Supervisor	4,887	B	5,940	2.00	2.00
		1820_C	Junior Administrative Analyst	2,461	B	2,992	1.53	1.53
		1822_C	Administrative Analyst	3,237	B	3,935	4.00	4.00
		1823_C	Senior Administrative Analyst	3,773	B	4,585	10.60	10.60
		1824_C	Principal Administrative Analyst	4,367	B	5,309	6.87	7.25
		1840_C	Junior Management Assistant	2,623	B	3,190	1.00	1.00
		1934_C	Storekeeper	2,191	B	2,662	1.00	1.00
		1942_C	Assistant Materials Coordinator	3,682	B	4,476	2.00	2.00
		1944_C	Materials Coordinator	4,367	B	5,309	1.00	1.00
		2112_C	Medical Record Technician	2,649	B	3,221	1.62	2.00
		2114_C	Medical Records Technician Supervisor	3,097	B	3,763	1.00	1.00
		2119_C	Health Care Analyst	3,292	B	4,002	10.00	10.00
		2233_C	Supervising Physician Specialist	8,253	B	11,399	1.00	1.00
		2320_C	Registered Nurse	5,105	B	6,704	2.00	2.00
		2322_C	Nurse Manager	5,928	B	8,631	1.00	1.00
		2326_C	Nursing Supervisor Psychiatric	6,533	B	9,513	1.00	1.00
		2585_C	Health Worker I	2,031	B	2,467	3.00	3.00
		2586_C	Health Worker II	2,273	B	2,761	1.00	1.00
		2588_C	Health Worker IV	2,905	B	3,531	2.00	2.00
		2589_C	Health Program Coordinator I	2,949	B	3,583	0.62	1.00
		2591_C	Health Program Coordinator II	3,356	B	4,079	2.00	2.00
		2593_C	Health Program Coordinator III	3,755	B	4,566	5.00	5.00
		2736_C	Porter	2,092	B	2,541	36.00	36.77
		2738_C	Porter Assistant Supervisor	2,300	B	2,796	1.00	1.00
		2740_C	Porter Supervisor I	2,535	B	3,083	1.00	1.00
		2818_C	Health Program Planner	3,382	B	4,111	2.00	2.00
		2820_C	Senior Health Program Planner	3,915	B	4,757	5.00	5.00
		5177_C	Safety Officer	4,841	B	5,883	2.00	2.00
		6138_C	Industrial Hygienist	4,390	B	5,336	0.50	0.50
		6139_C	Senior Industrial Hygienist	4,841	B	5,883	2.00	2.00
		7262_C	Maintenance Planner	5,046	B	5,046	1.00	1.00
		7334_C	Stationary Engineer	3,869	B	3,869	2.00	2.77
		7524_C	Institution Utility Worker	1,997	B	2,427	1.00	1.00
		8106_C	Legal Process Clerk	2,175	B	2,643	3.00	3.00
		8139_C	Industrial Injury Investigator	2,849	B	3,463	1.00	1.00
		9924_C	Public Service Aide - Health Services	1,721	B	1,721	0.81	1.00
		TEMPM_E	Temporary - Miscellaneous	0	B	0	3.56	3.56
251961 HAD Public Health Admin	10010 GF Annual Authority Ctrl	0932_C	Manager IV	5,181	B	6,612	1.00	1.00
		0933_C	Manager V	5,586	B	7,132	10.00	10.00
		0941_C	Manager VI	5,998	B	7,655	1.00	1.00
		0942_C	Manager VII	6,426	B	8,200	1.00	1.00
		0943_C	Manager VIII	7,271	B	9,278	1.00	1.00
		1010_C	Information Systems Trainee	2,355	B	2,843	5.00	5.00
		1041_C	IS Engineer-Assistant	3,878	B	4,877	7.00	7.00
		1042_C	IS Engineer-Journey	4,294	B	5,401	11.00	11.00
		1043_C	IS Engineer-Senior	4,759	B	5,986	16.00	16.00
		1044_C	IS Engineer-Principal	5,120	B	6,440	15.00	15.00
		1051_C	IS Business Analyst-Assistant	2,992	B	3,763	4.00	4.00
		1052_C	IS Business Analyst	3,465	B	4,358	14.50	14.50
		1053_C	IS Business Analyst-Senior	4,011	B	5,046	19.00	19.00
		1054_C	IS Business Analyst-Principal	4,644	B	5,842	23.00	23.00
		1063_C	IS Programmer Analyst-Senior	3,635	B	4,576	2.00	2.00
		1064_C	IS Programmer Analyst-Principal	4,233	B	5,326	2.00	2.00
		1070_C	IS Project Director	5,120	B	6,440	16.00	16.00

Division	Fund	Job Code	Job Title	Low	Type	High	2020-2021 FTE	2021-2022 FTE
251961 HAD Public Health Admin	10010 GF Annual Authority Ctrl	1091_C	IT Operations Support Administrator I	2,273	B	2,816	2.50	2.50
		1092_C	IT Operations Support Administrator II	2,669	B	3,308	15.00	15.00
		1093_C	IT Operations Support Administrator III	3,245	B	4,021	22.00	22.00
		1094_C	IT Operations Support Administrator IV	3,944	B	4,887	5.00	5.00
		1095_C	IT Operations Support Administrator V	4,242	B	5,260	1.00	1.00
		1232_C	Training Officer	3,407	B	4,141	1.00	1.00
		1822_C	Administrative Analyst	3,237	B	3,935	3.00	3.00
		1823_C	Senior Administrative Analyst	3,773	B	4,585	1.00	1.00
		1824_C	Principal Administrative Analyst	4,367	B	5,309	1.00	1.00
		2320_C	Registered Nurse	5,105	B	6,704	1.39	1.39
		2322_C	Nurse Manager	5,928	B	8,631	2.00	2.00
		2324_C	Nursing Supervisor	6,533	B	9,513	1.00	1.00
		2803_C	Epidemiologist II	3,812	B	4,633	1.00	1.00
		9976_C	Technology Expert I	0	B	0	2.00	2.00
		9978_C	Technology Expert II	0	B	0	3.00	3.00
		TEMPM_E	Temporary - Miscellaneous	0	B	0	0.86	0.86
251961 HAD Public Health Admin	10020 GF Continuing Authority Ctrl	1070_C	IS Project Director	5,120	B	6,440	1.00	1.00
		1404_C	Clerk	2,002	B	2,432	1.00	1.00
		1408_C	Principal Clerk	2,740	B	3,331	1.00	1.00
		1632_C	Senior Account Clerk	2,487	B	3,021	3.00	3.00
		1634_C	Principal Account Clerk	2,809	B	3,414	3.00	3.00
		1657_C	Accountant IV	4,202	B	5,107	1.00	1.00
251961 HAD Public Health Admin	10060 GF Work Order	1406_C	Senior Clerk	2,076	B	2,525	1.00	1.00
		5177_C	Safety Officer	4,841	B	5,883	1.00	1.00
		6138_C	Industrial Hygienist	4,390	B	5,336	1.50	1.50
		8139_C	Industrial Injury Investigator	2,849	B	3,463	1.00	1.00
251961 HAD Public Health Admin	11580 SR Community Health-Grants	0941_C	Manager VI	5,998	B	7,655	1.00	1.00
		1406_C	Senior Clerk	2,076	B	2,525	1.00	1.00
		1822_C	Administrative Analyst	3,237	B	3,935	1.00	1.00
		2233_C	Supervising Physician Specialist	8,253	B	11,399	1.14	1.14
		2320_C	Registered Nurse	5,105	B	6,704	1.00	1.00
		2322_C	Nurse Manager	5,928	B	8,631	2.00	2.00
		2586_C	Health Worker II	2,273	B	2,761	2.00	2.00
		2587_C	Health Worker III	2,487	B	3,021	1.00	1.00
		2593_C	Health Program Coordinator III	3,755	B	4,566	1.00	1.00
		2736_C	Porter	2,092	B	2,541	2.00	2.00
		2803_C	Epidemiologist II	3,812	B	4,633	2.00	2.00
		TEMPM_E	Temporary - Miscellaneous	0	B	0	0.87	0.87
251961 HAD Public Health Admin	11630 SR Public Health	2585_C	Health Worker I	2,031	B	2,467	0.25	0.25
		2586_C	Health Worker II	2,273	B	2,761	1.01	1.01
Division Total:							**575.45**	**586.30**
251973 HJH Jail Health	10000 GF Annual Account Ctrl	0922_C	Manager I	4,168	B	5,321	1.00	1.00
		0923_C	Manager II	4,476	B	5,713	1.00	1.00
		0932_C	Manager IV	5,181	B	6,612	1.00	1.00
		0933_C	Manager V	5,586	B	7,132	1.00	1.00
		0943_C	Manager VIII	7,271	B	9,278	1.00	1.00
		1404_C	Clerk	2,002	B	2,432	1.00	1.00
		1406_C	Senior Clerk	2,076	B	2,525	1.00	1.00
		1428_C	Unit Clerk	2,427	B	2,949	2.00	2.00
		1822_C	Administrative Analyst	3,237	B	3,935	1.00	1.00
		1936_C	Senior Storekeeper	2,333	B	2,837	1.00	1.00
		2110_C	Medical Records Clerk	2,361	B	2,871	2.00	2.00
		2202_C	Dental Aide	2,623	B	3,190	2.00	2.00
		2210_C	Dentist	5,657	B	7,401	1.40	1.40
		2230_C	Physician Specialist	6,955	B	9,848	0.26	0.26
		2232_C	Senior Physician Specialist	7,668	B	10,599	2.10	2.10
		2233_C	Supervising Physician Specialist	8,253	B	11,399	1.00	1.00
		2312_C	Licensed Vocational Nurse	2,796	B	3,399	22.77	21.50
		2320_C	Registered Nurse	5,105	B	6,704	56.23	54.96

Division	Fund	Job Code	Job Title	Low	Type	High	2020-2021 FTE	2021-2022 FTE
251973 HJH Jail Health	10000 GF Annual Account Ctrl	2322_C	Nurse Manager	5,928	B	8,631	2.00	2.00
		2324_C	Nursing Supervisor	6,533	B	9,513	1.00	1.00
		2328_C	Nurse Practitioner	6,323	B	8,951	7.55	7.55
		2409_C	Pharmacy Technician	3,059	B	3,718	5.92	6.30
		2450_C	Pharmacist	5,309	B	6,775	2.86	3.24
		2454_C	Clinical Pharmacist	5,853	B	7,470	1.00	1.00
		2585_C	Health Worker I	2,031	B	2,467	1.00	1.00
		2586_C	Health Worker II	2,273	B	2,761	2.00	2.00
		2587_C	Health Worker III	2,487	B	3,021	7.00	7.00
		2588_C	Health Worker IV	2,905	B	3,531	1.00	1.00
		2593_C	Health Program Coordinator III	3,755	B	4,566	2.00	2.00
		2903_C	Hospital Eligibility Worker	2,487	B	3,021	1.00	1.00
		2930_C	Behavioral Health Clinician	3,451	B	4,193	15.00	15.00
		2932_C	Senior Behavioral Health Clinician	3,602	B	4,377	3.00	3.00
		TEMPM_E	Temporary - Miscellaneous	0	B	0	0.91	0.91
		TEMPN_E	Temporary - Nurses	0	B	0	7.94	7.94
Division Total:							**159.94**	**158.16**
DPH Department Total							**7,999.77**	**7,908.75**

Department: DPW GSA Public Works

Division	Fund	Job Code	Job Title	Low	Type	High	2020-2021 FTE	2021-2022 FTE
207988 DPW Infrastructure	10000 GF Annual Account Ctrl	1820_C	Junior Administrative Analyst	2,461	B	2,992	1.00	1.00
		1823_C	Senior Administrative Analyst	3,773	B	4,585	1.00	1.00
		1840_C	Junior Management Assistant	2,623	B	3,190	1.00	1.00
		5203_C	Assistant Engineer	3,754	B	4,563	1.00	1.00
		5207_C	Associate Engineer	4,369	B	5,311	6.00	6.00
		5364_C	Engineering Associate I	3,075	B	3,739	1.00	1.00
		6230_C	Street Inspector	2,956	B	3,595	10.00	10.00
		TEMPM_E	Temporary - Miscellaneous	0	B	0	0.19	0.19
207988 DPW Infrastructure	10040 GF PW Work Order	0931_C	Manager III	4,825	B	6,159	1.00	1.00
		0932_C	Manager IV	5,181	B	6,612	1.00	1.00
		1063_C	IS Programmer Analyst-Senior	3,635	B	4,576	1.00	1.00
		1070_C	IS Project Director	5,120	B	6,440	1.00	1.00
		1408_C	Principal Clerk	2,740	B	3,331	1.00	1.00
		1820_C	Junior Administrative Analyst	2,461	B	2,992	5.00	5.00
		1822_C	Administrative Analyst	3,237	B	3,935	13.00	13.00
		1823_C	Senior Administrative Analyst	3,773	B	4,585	4.00	4.00
		1824_C	Principal Administrative Analyst	4,367	B	5,309	1.00	1.00
		1840_C	Junior Management Assistant	2,623	B	3,190	1.00	1.00
		1842_C	Management Assistant	2,980	B	3,621	2.00	2.00
		5174_C	Administrative Engineer	5,440	B	6,612	7.00	7.00
		5203_C	Assistant Engineer	3,754	B	4,563	1.00	1.00
		5207_C	Associate Engineer	4,369	B	5,311	193.00	193.00
		5211_C	Engineer/Architect/Landscape Architect Senior	5,856	B	7,117	9.00	9.00
		5212_C	Engineer/Architect Principal	6,796	B	8,262	2.00	2.00
		5216_C	Chief Surveyor	4,677	B	5,685	7.00	7.00
		5218_C	Structural Engineer	5,577	B	6,778	3.00	3.00
		5241_C	Engineer	5,058	B	6,150	41.00	41.00
		5262_C	Landscape Architectural Associate 1	3,718	B	4,519	1.00	1.00
		5310_C	Survey Assistant I	2,803	B	3,407	9.00	9.00
		5312_C	Survey Assistant II	3,150	B	3,830	7.00	7.00
		5314_C	Survey Associate	3,630	B	4,412	10.00	10.00
		5362_C	Engineering Assistant	2,774	B	3,372	9.00	9.00
		5364_C	Engineering Associate I	3,075	B	3,739	11.00	11.00
		5366_C	Engineering Associate II	3,561	B	4,328	7.00	7.00
		5502_C	Project Manager I	5,697	B	5,697	3.00	3.00
		5504_C	Project Manager II	6,592	B	6,592	4.00	4.00
		5506_C	Project Manager III	8,003	B	8,003	4.00	4.00
		5602_C	Utility Specialist	3,863	B	5,712	1.00	1.00
		5620_C	Regulatory Specialist	3,926	B	4,772	1.00	1.00
		6230_C	Street Inspector	2,956	B	3,595	11.00	11.00
		6231_C	Senior Street Inspector	3,423	B	4,159	10.00	10.00
		6232_C	Street Inspection Supervisor	3,961	B	4,815	5.00	5.00
		6317_C	Assistant Construction Inspector	3,091	B	3,755	2.00	2.00
		6318_C	Construction Inspector	3,755	B	4,566	30.00	30.00
		6319_C	Senior Contruction Inspector	4,141	B	5,034	6.00	6.00
		TEMPM_E	Temporary - Miscellaneous	0	B	0	5.49	5.48
207988 DPW Infrastructure	13920 SR PW-Overhead	0923_C	Manager II	4,476	B	5,713	2.00	2.00
		0932_C	Manager IV	5,181	B	6,612	2.00	2.00
		0933_C	Manager V	5,586	B	7,132	3.00	3.00
		0941_C	Manager VI	5,998	B	7,655	1.00	1.00
		0942_C	Manager VII	6,426	B	8,200	4.00	4.00
		0954_C	Deputy Director IV	6,829	B	8,714	1.00	1.00
		1042_C	IS Engineer-Journey	4,294	B	5,401	2.00	2.00
		1053_C	IS Business Analyst-Senior	4,011	B	5,046	2.00	2.00
		1054_C	IS Business Analyst-Principal	4,644	B	5,842	2.00	2.00
		1070_C	IS Project Director	5,120	B	6,440	1.00	1.00
		1091_C	IT Operations Support Administrator I	2,273	B	2,816	1.00	1.00
		1092_C	IT Operations Support Administrator II	2,669	B	3,308	1.00	1.00

Division	Fund	Job Code	Job Title	Low	Type	High	2020-2021 FTE	2021-2022 FTE
207988 DPW Infrastructure	13920 SR PW-Overhead	1093_C	IT Operations Support Administrator III	3,245	B	4,021	1.00	1.00
		1404_C	Clerk	2,002	B	2,432	2.00	2.00
		1408_C	Principal Clerk	2,740	B	3,331	1.00	1.00
		1450_C	Executive Secretary I	2,740	B	3,331	1.00	1.00
		1632_C	Senior Account Clerk	2,487	B	3,021	1.00	1.00
		1654_C	Accountant III	3,631	B	4,413	1.00	1.00
		1820_C	Junior Administrative Analyst	2,461	B	2,992	2.00	2.00
		1822_C	Administrative Analyst	3,237	B	3,935	5.00	5.00
		1823_C	Senior Administrative Analyst	3,773	B	4,585	4.00	4.00
		1824_C	Principal Administrative Analyst	4,367	B	5,309	1.00	1.00
		1825_C	Principal Administrative Analyst II	4,783	B	5,816	1.00	1.00
		1840_C	Junior Management Assistant	2,623	B	3,190	2.00	2.00
		1842_C	Management Assistant	2,980	B	3,621	5.00	5.00
		1844_C	Senior Management Assistant	3,414	B	4,150	1.00	1.00
		5207_C	Associate Engineer	4,369	B	5,311	2.00	2.00
		5211_C	Engineer/Architect/Landscape Architect Senior	5,856	B	7,117	3.00	3.00
		5212_C	Engineer/Architect Principal	6,796	B	8,262	3.00	3.00
		5508_C	Project Manager IV	8,926	B	8,926	1.00	1.00
		5620_C	Regulatory Specialist	3,926	B	4,772	1.00	1.00
		6318_C	Construction Inspector	3,755	B	4,566	1.00	1.00
		6335_C	Disability Access Coordinator	5,713	B	6,943	1.00	1.00
		TEMPM_E	Temporary - Miscellaneous	0	B	0	11.33	11.33
Division Total:							**525.01**	**525.00**
207989 DPW Buildings	10040 GF PW Work Order	1632_C	Senior Account Clerk	2,487	B	3,021	1.00	1.00
		1820_C	Junior Administrative Analyst	2,461	B	2,992	1.00	1.00
		1822_C	Administrative Analyst	3,237	B	3,935	9.00	9.00
		1823_C	Senior Administrative Analyst	3,773	B	4,585	3.00	3.00
		1824_C	Principal Administrative Analyst	4,367	B	5,309	1.00	1.00
		1842_C	Management Assistant	2,980	B	3,621	2.00	2.00
		5120_C	Architectural Administrator	4,413	B	5,363	2.00	2.00
		5174_C	Administrative Engineer	5,440	B	6,612	3.00	3.00
		5207_C	Associate Engineer	4,369	B	5,311	30.00	30.00
		5211_C	Engineer/Architect/Landscape Architect Senior	5,856	B	7,117	5.00	5.00
		5241_C	Engineer	5,058	B	6,150	9.00	9.00
		5260_C	Architectural/Landscape Architectural Assistant I	2,942	B	3,576	14.00	14.00
		5261_C	Architectural/Landscape Architectural Assistant II	3,245	B	3,944	20.00	20.00
		5262_C	Landscape Architectural Associate 1	3,718	B	4,519	9.00	9.00
		5265_C	Architectural Associate I	3,718	B	4,519	16.00	16.00
		5266_C	Architectural Associate II	4,328	B	5,260	15.00	15.00
		5268_C	Architect	5,009	B	6,091	20.00	20.00
		5272_C	Landscape Architectural Associate II	4,328	B	5,260	10.00	10.00
		5274_C	Landscape Architect	5,009	B	6,091	3.00	3.00
		5304_C	Materials Testing Aide	2,567	B	3,120	5.00	5.00
		5305_C	Materials Testing Technician	2,748	B	3,341	5.00	5.00
		5502_C	Project Manager I	5,697	B	5,697	4.00	4.00
		5504_C	Project Manager II	6,592	B	6,592	4.00	4.00
		5506_C	Project Manager III	8,003	B	8,003	5.00	5.00
		5508_C	Project Manager IV	8,926	B	8,926	3.00	3.00
		5620_C	Regulatory Specialist	3,926	B	4,772	5.00	5.00
		5644_C	Principal Environmental Specialist	4,328	B	5,260	2.00	2.00
		6138_C	Industrial Hygienist	4,390	B	5,336	1.00	1.00
		6139_C	Senior Industrial Hygienist	4,841	B	5,883	1.00	1.00
		6317_C	Assistant Construction Inspector	3,091	B	3,755	4.00	4.00
		6318_C	Construction Inspector	3,755	B	4,566	11.00	11.00
		6319_C	Senior Contruction Inspector	4,141	B	5,034	2.00	2.00
		6331_C	Building Inspector	4,168	B	5,067	7.00	7.00
		6333_C	Senior Building Inspector	4,597	B	5,586	3.00	3.00
		TEMPM_E	Temporary - Miscellaneous	0	B	0	3.65	3.65

Division	Fund	Job Code	Job Title	Low	Type	High	2020-2021 FTE	2021-2022 FTE
207989 DPW Buildings	13920 SR PW-Overhead	0923_C	Manager II	4,476	B	5,713	1.00	1.00
		0931_C	Manager III	4,825	B	6,159	1.00	1.00
		0932_C	Manager IV	5,181	B	6,612	2.00	2.00
		0933_C	Manager V	5,586	B	7,132	2.00	2.00
		0942_C	Manager VII	6,426	B	8,200	2.00	2.00
		0954_C	Deputy Director IV	6,829	B	8,714	1.00	1.00
		1042_C	IS Engineer-Journey	4,294	B	5,401	1.00	1.00
		1053_C	IS Business Analyst-Senior	4,011	B	5,046	2.00	2.00
		1054_C	IS Business Analyst-Principal	4,644	B	5,842	3.00	3.00
		1070_C	IS Project Director	5,120	B	6,440	2.00	2.00
		1094_C	IT Operations Support Administrator IV	3,944	B	4,887	3.00	3.00
		1095_C	IT Operations Support Administrator V	4,242	B	5,260	1.00	1.00
		1406_C	Senior Clerk	2,076	B	2,525	1.00	1.00
		1408_C	Principal Clerk	2,740	B	3,331	2.00	2.00
		1632_C	Senior Account Clerk	2,487	B	3,021	1.00	1.00
		1634_C	Principal Account Clerk	2,809	B	3,414	1.00	1.00
		1652_C	Accountant II	3,002	B	3,646	1.00	1.00
		1654_C	Accountant III	3,631	B	4,413	1.00	1.00
		1657_C	Accountant IV	4,202	B	5,107	1.00	1.00
		1820_C	Junior Administrative Analyst	2,461	B	2,992	8.00	8.00
		1822_C	Administrative Analyst	3,237	B	3,935	8.00	8.00
		1823_C	Senior Administrative Analyst	3,773	B	4,585	6.00	6.00
		1824_C	Principal Administrative Analyst	4,367	B	5,309	5.00	5.00
		1842_C	Management Assistant	2,980	B	3,621	1.00	1.00
		5120_C	Architectural Administrator	4,413	B	5,363	2.00	2.00
		5211_C	Engineer/Architect/Landscape Architect Senior	5,856	B	7,117	9.00	9.00
		6335_C	Disability Access Coordinator	5,713	B	6,943	1.00	1.00
		7108_C	Heavy Equipment Operations Assistant Supervisor	3,855	B	4,685	1.00	1.00
		TEMPM_E	Temporary - Miscellaneous	0	B	0	8.27	8.27
Division Total:							**316.92**	**316.92**
207990 DPW Operations	10000 GF Annual Account Ctrl	0922_C	Manager I	4,168	B	5,321	2.00	2.00
		0933_C	Manager V	5,586	B	7,132	1.00	1.00
		1310_C	Public Relations Assistant	2,254	B	2,740	1.00	1.00
		1314_C	Public Relations Officer	3,561	B	4,328	1.00	1.00
		1704_C	Communications Dispatcher I	2,212	B	2,687	8.00	8.00
		1820_C	Junior Administrative Analyst	2,461	B	2,992	1.00	1.00
		1822_C	Administrative Analyst	3,237	B	3,935	1.00	1.00
		1823_C	Senior Administrative Analyst	3,773	B	4,585	1.00	1.00
		1842_C	Management Assistant	2,980	B	3,621	2.00	2.00
		2708_C	Custodian	2,092	B	2,541	2.00	2.00
		2917_C	Program Support Analyst	3,877	B	4,713	4.00	4.00
		7215_C	General Laborer Supervisor I	2,667	B	3,242	29.00	29.00
		7263_C	Maintenance Manager	4,422	B	5,373	1.00	1.00
		7281_C	Street Environmental Svcs Operations Supervisor	3,595	B	4,367	13.00	13.00
		7334_C	Stationary Engineer	3,869	B	3,869	4.00	4.00
		7335_C	Senior Stationary Engineer	4,385	B	4,385	1.00	1.00
		7345_C	Electrician	3,602	B	4,377	1.00	1.00
		7355_C	Truck Driver	2,894	B	3,684	21.00	21.00
		7501_C	Environmental Service Worker	1,441	B	2,301	7.00	7.00
		7514_C	General Laborer	2,361	B	2,871	157.50	157.50
		9922_C	Public Service Aide - Associate To Professionals	1,859	B	1,859	1.00	1.00
		TEMPM_E	Temporary - Miscellaneous	0	B	0	26.36	26.35
207990 DPW Operations	10040 GF PW Work Order	0922_C	Manager I	4,168	B	5,321	1.00	1.00
		1312_C	Public Information Officer	2,987	B	3,631	8.00	8.00
		1404_C	Clerk	2,002	B	2,432	1.00	1.00
		1704_C	Communications Dispatcher I	2,212	B	2,687	2.00	2.00
		2917_C	Program Support Analyst	3,877	B	4,713	2.00	2.00

Division	Fund	Job Code	Job Title	Low	Type	High	2020-2021 FTE	2021-2022 FTE
207990 DPW Operations	10040 GF PW Work Order	3417_C	Gardener	2,443	B	2,972	7.00	7.00
		3422_C	Park Section Supervisor	2,972	B	3,612	1.00	1.00
		3424_C	Integrated Pest Management Specialist	2,972	B	3,612	2.00	2.00
		3434_C	Arborist Technician	2,695	B	3,692	8.00	8.00
		3435_C	Urban Forestry Inspector	2,891	B	3,516	3.00	3.00
		3436_C	Arborist Technician Supervisor I	3,391	B	4,121	2.00	2.00
		7211_C	Cement Finisher Supervisor II	4,048	B	4,921	1.00	1.00
		7213_C	Plumber Supervisor I	4,193	B	5,096	2.00	2.00
		7215_C	General Laborer Supervisor I	2,667	B	3,242	1.00	1.00
		7220_C	Asphalt Finisher Supervisor I	3,391	B	4,121	7.00	7.00
		7221_C	Asphalt Plant Supervisor I	3,718	B	4,519	1.00	1.00
		7226_C	Carpenter Supervisor I	3,952	B	4,804	2.00	2.00
		7227_C	Cement Finisher Supervisor I	3,819	B	4,642	6.00	6.00
		7233_C	Glazier Supervisor I	3,952	B	4,804	1.00	1.00
		7236_C	Locksmith Supervisor I	3,952	B	4,804	1.00	1.00
		7238_C	Electrician Supervisor I	4,071	B	4,950	2.00	2.00
		7242_C	Painter Supervisor I	3,350	B	4,291	2.00	2.00
		7246_C	Sewer Repair Supervisor	3,926	B	4,772	2.00	2.00
		7262_C	Maintenance Planner	5,046	B	5,046	1.00	1.00
		7263_C	Maintenance Manager	4,422	B	5,373	3.00	3.00
		7276_C	Electrician Supervisor II	4,532	B	5,509	1.00	1.00
		7282_C	Street Repair Supervisor II	3,748	B	4,556	3.00	3.00
		7307_C	Bricklayer	3,521	B	4,274	3.00	3.00
		7311_C	Cement Mason	2,837	B	3,451	32.00	32.00
		7326_C	Glazier	3,237	B	3,935	5.00	5.00
		7328_C	Operating Engineer, Universal	3,491	B	4,242	11.00	11.00
		7334_C	Stationary Engineer	3,869	B	3,869	1.00	1.00
		7342_C	Locksmith	3,203	B	3,893	6.00	6.00
		7344_C	Carpenter	3,203	B	3,893	12.00	12.00
		7345_C	Electrician	3,602	B	4,377	16.00	16.00
		7346_C	Painter	2,949	B	3,583	9.00	9.00
		7347_C	Plumber	3,727	B	4,532	13.00	13.00
		7348_C	Steamfitter	3,727	B	4,532	7.00	7.00
		7349_C	Steamfitter Supervisor I	4,193	B	5,096	1.00	1.00
		7355_C	Truck Driver	2,894	B	3,684	41.00	41.00
		7376_C	Sheet Metal Worker	3,748	B	4,556	10.00	10.00
		7378_C	Tile Setter	2,949	B	3,583	2.00	2.00
		7393_C	Soft Floor Coverer	3,203	B	3,893	3.00	3.00
		7394_C	Soft Floor Coverer Supervisor I	3,952	B	4,804	1.00	1.00
		7404_C	Asphalt Finisher	2,493	B	3,029	6.00	6.00
		7421_C	Sewer Maintenance Worker	2,643	B	3,212	6.00	6.00
		7422_C	Senior Sewer Maintenance Worker	3,040	B	3,694	3.00	3.00
		7428_C	Hodcarrier	2,849	B	3,463	4.00	4.00
		7502_C	Asphalt Worker	2,408	B	2,929	17.00	17.00
		7510_C	Lighting Fixture Maintenance Worker	2,086	B	2,535	1.00	1.00
		7514_C	General Laborer	2,361	B	2,871	34.00	34.00
		9343_C	Roofer	2,992	B	3,637	2.00	2.00
		9345_C	Sheet Metal Supervisor I	4,193	B	5,096	1.00	1.00
		TEMPM_E	Temporary - Miscellaneous	0	B	0	15.74	15.73
207990 DPW Operations	12769 SR Gas Tax Annual Authority	2917_C	Program Support Analyst	3,877	B	4,713	1.00	1.00
		3410_C	Apprentice Gardener	1,634	B	2,379	1.00	1.00
		3417_C	Gardener	2,443	B	2,972	24.00	24.00
		3422_C	Park Section Supervisor	2,972	B	3,612	4.00	4.00
		3424_C	Integrated Pest Management Specialist	2,972	B	3,612	1.00	1.00
		3425_C	Senior Integrated Pest Management Specialist	3,180	B	3,865	1.00	1.00
		3435_C	Urban Forestry Inspector	2,891	B	3,516	1.00	1.00
		7215_C	General Laborer Supervisor I	2,667	B	3,242	5.00	5.00
		7281_C	Street Environmental Svcs Operations Supervisor	3,595	B	4,367	1.00	1.00
		7355_C	Truck Driver	2,894	B	3,684	15.00	15.00

Division	Fund	Job Code	Job Title	Low	Type	High	2020-2021 FTE	2021-2022 FTE
207990 DPW Operations	12769 SR Gas Tax Annual Authority	7514_C	General Laborer	2,361	B	2,871	19.00	19.00
		TEMPM_E	Temporary - Miscellaneous	0	B	0	5.96	5.96
207990 DPW Operations	12789 SR Road Annual Authority	7220_C	Asphalt Finisher Supervisor I	3,391	B	4,121	2.00	2.00
		7328_C	Operating Engineer, Universal	3,491	B	4,242	1.00	1.00
		7355_C	Truck Driver	2,894	B	3,684	2.00	2.00
		7404_C	Asphalt Finisher	2,493	B	3,029	5.00	5.00
		7502_C	Asphalt Worker	2,408	B	2,929	1.00	1.00
		TEMPM_E	Temporary - Miscellaneous	0	B	0	0.06	0.06
207990 DPW Operations	13920 SR PW-Overhead	0922_C	Manager I	4,168	B	5,321	2.00	2.00
		0932_C	Manager IV	5,181	B	6,612	9.00	9.00
		0941_C	Manager VI	5,998	B	7,655	3.00	3.00
		0942_C	Manager VII	6,426	B	8,200	1.00	1.00
		0954_C	Deputy Director IV	6,829	B	8,714	1.00	1.00
		1326_C	Customer Service Agent Supervisor	3,091	B	3,755	1.00	1.00
		1406_C	Senior Clerk	2,076	B	2,525	2.00	2.00
		1408_C	Principal Clerk	2,740	B	3,331	1.00	1.00
		1450_C	Executive Secretary I	2,740	B	3,331	1.00	1.00
		1632_C	Senior Account Clerk	2,487	B	3,021	1.00	1.00
		1634_C	Principal Account Clerk	2,809	B	3,414	2.00	2.00
		1652_C	Accountant II	3,002	B	3,646	1.00	1.00
		1820_C	Junior Administrative Analyst	2,461	B	2,992	5.00	5.00
		1822_C	Administrative Analyst	3,237	B	3,935	4.00	4.00
		1823_C	Senior Administrative Analyst	3,773	B	4,585	2.00	2.00
		1824_C	Principal Administrative Analyst	4,367	B	5,309	1.00	1.00
		1840_C	Junior Management Assistant	2,623	B	3,190	3.00	3.00
		1842_C	Management Assistant	2,980	B	3,621	1.00	1.00
		1932_C	Assistant Storekeeper	1,997	B	2,427	1.50	1.50
		1934_C	Storekeeper	2,191	B	2,662	1.00	1.00
		1936_C	Senior Storekeeper	2,333	B	2,837	2.00	2.00
		3464_C	Area Supervisor, Parks, Squares And Facilities	3,491	B	4,242	1.00	1.00
		6315_C	Cost Estimator	4,069	B	4,946	2.00	2.00
		7108_C	Heavy Equipment Operations Assistant Supervisor	3,855	B	4,685	1.00	1.00
		7208_C	Heavy Equipment Operations Supervisor	4,048	B	4,921	1.00	1.00
		7219_C	Maintenance Scheduler	2,809	B	3,414	1.00	1.00
		7262_C	Maintenance Planner	5,046	B	5,046	1.00	1.00
		8207_C	Building And Grounds Patrol Officer	2,333	B	2,837	1.00	1.00
		TEMPM_E	Temporary - Miscellaneous	0	B	0	1.71	1.71
207990 DPW Operations	13985 SR 2016 Prop E StreetTreeMaint	0932_C	Manager IV	5,181	B	6,612	1.00	1.00
		1054_C	IS Business Analyst-Principal	4,644	B	5,842	1.00	1.00
		1312_C	Public Information Officer	2,987	B	3,631	1.00	1.00
		1404_C	Clerk	2,002	B	2,432	1.00	1.00
		1824_C	Principal Administrative Analyst	4,367	B	5,309	1.00	1.00
		3408_C	Apprentice Arborist Technician I	1,802	B	2,130	8.00	8.00
		3434_C	Arborist Technician	2,695	B	3,692	19.00	19.00
		3435_C	Urban Forestry Inspector	2,891	B	3,516	3.00	3.00
		3436_C	Arborist Technician Supervisor I	3,391	B	4,121	5.00	5.00
		3438_C	Arborist Technician Supervisor II	3,559	B	4,324	1.00	1.00
		7227_C	Cement Finisher Supervisor I	3,819	B	4,642	1.00	1.00
		7311_C	Cement Mason	2,837	B	3,451	4.00	4.00
		7328_C	Operating Engineer, Universal	3,491	B	4,242	1.00	1.00
		7355_C	Truck Driver	2,894	B	3,684	1.00	1.00
		7514_C	General Laborer	2,361	B	2,871	12.00	12.00
		TEMPM_E	Temporary - Miscellaneous	0	B	0	2.01	2.01
Division Total:							**828.84**	**828.82**
229889 DPW Administration	10040 GF PW Work Order	0922_C	Manager I	4,168	B	5,321	1.00	1.00
		1053_C	IS Business Analyst-Senior	4,011	B	5,046	2.00	2.00
		1054_C	IS Business Analyst-Principal	4,644	B	5,842	3.00	3.00
		1070_C	IS Project Director	5,120	B	6,440	1.00	1.00

Division	Fund	Job Code	Job Title	Low	Type	High	2020-2021 FTE	2021-2022 FTE
229889 DPW Administration	10040 GF PW Work Order	1312_C	Public Information Officer	2,987	B	3,631	3.00	3.00
		1314_C	Public Relations Officer	3,561	B	4,328	2.00	2.00
229889 DPW Administration	13920 SR PW-Overhead	0922_C	Manager I	4,168	B	5,321	4.00	4.00
		0923_C	Manager II	4,476	B	5,713	2.00	2.00
		0931_C	Manager III	4,825	B	6,159	3.00	3.00
		0932_C	Manager IV	5,181	B	6,612	2.00	2.00
		0933_C	Manager V	5,586	B	7,132	3.00	3.00
		0941_C	Manager VI	5,998	B	7,655	3.00	3.00
		0954_C	Deputy Director IV	6,829	B	8,714	1.00	1.00
		0964_C	Department Head IV	7,844	B	10,010	1.00	1.00
		1043_C	IS Engineer-Senior	4,759	B	5,986	1.00	1.00
		1044_C	IS Engineer-Principal	5,120	B	6,440	3.00	3.00
		1051_C	IS Business Analyst-Assistant	2,992	B	3,763	2.00	2.00
		1052_C	IS Business Analyst	3,465	B	4,358	2.00	2.00
		1053_C	IS Business Analyst-Senior	4,011	B	5,046	4.00	4.00
		1054_C	IS Business Analyst-Principal	4,644	B	5,842	2.00	2.00
		1070_C	IS Project Director	5,120	B	6,440	1.00	1.00
		1092_C	IT Operations Support Administrator II	2,669	B	3,308	1.00	1.00
		1093_C	IT Operations Support Administrator III	3,245	B	4,021	3.00	3.00
		1250_C	Recruiter	3,944	B	4,792	1.00	1.00
		1312_C	Public Information Officer	2,987	B	3,631	1.00	1.00
		1314_C	Public Relations Officer	3,561	B	4,328	1.00	1.00
		1404_C	Clerk	2,002	B	2,432	2.00	2.00
		1652_C	Accountant II	3,002	B	3,646	2.00	2.00
		1654_C	Accountant III	3,631	B	4,413	2.00	2.00
		1657_C	Accountant IV	4,202	B	5,107	3.00	3.00
		1820_C	Junior Administrative Analyst	2,461	B	2,992	5.00	5.00
		1822_C	Administrative Analyst	3,237	B	3,935	12.00	12.00
		1823_C	Senior Administrative Analyst	3,773	B	4,585	4.00	4.00
		1824_C	Principal Administrative Analyst	4,367	B	5,309	2.00	2.00
		1825_C	Principal Administrative Analyst II	4,783	B	5,816	1.00	1.00
		1840_C	Junior Management Assistant	2,623	B	3,190	1.00	1.00
		5320_C	Illustrator And Art Designer	3,075	B	3,739	1.00	1.00
		5330_C	Graphics Supervisor	3,229	B	3,926	1.00	1.00
		5408_C	Coordinator of Citizen Involvement	4,150	B	5,043	1.00	1.00
		9251_C	Public Relations Manager	4,721	B	5,740	1.00	1.00
		TEMPM_E	Temporary - Miscellaneous	0	B	0	5.45	5.45
Division Total:							**96.45**	**96.45**
DPW Department Total							**1,767.22**	**1,767.19**

Department: DT GSA - Technology

Division	Fund	Job Code	Job Title	Low	Type	High	2020-2021 FTE	2021-2022 FTE
130677 DT Cybersecurity	28070 ISTIF Annual Authority Ctrl	0932_C	Manager IV	5,181	B	6,612	1.00	1.00
		0953_C	Deputy Director III	5,998	B	7,655	1.00	1.00
		1041_C	IS Engineer-Assistant	3,878	B	4,877	1.00	1.00
		1042_C	IS Engineer-Journey	4,294	B	5,401	2.00	2.00
		1043_C	IS Engineer-Senior	4,759	B	5,986	1.00	1.00
		1044_C	IS Engineer-Principal	5,120	B	6,440	12.00	12.00
		1054_C	IS Business Analyst-Principal	4,644	B	5,842	1.00	1.00
		TEMPM_E	Temporary - Miscellaneous	0	B	0	1.39	1.39
Division Total:							**20.39**	**20.39**
130679 DT Communications	10000 GF Annual Account Ctrl	0941_C	Manager VI	5,998	B	7,655	1.00	1.00
		1766_C	Media Production Technician	2,374	B	2,885	1.00	1.00
		1767_C	Media Programming Specialist	2,761	B	3,356	11.00	11.00
		1769_C	Media Production Supervisor	3,430	B	4,168	1.00	1.00
		1781_C	Media/Security Systems Supervisor	4,048	B	4,921	1.00	1.00
		TEMPM_E	Temporary - Miscellaneous	0	B	0	5.28	1.77
130679 DT Communications	28070 ISTIF Annual Authority Ctrl	0923_C	Manager II	4,476	B	5,713	1.00	1.00
		0953_C	Deputy Director III	5,998	B	7,655	1.00	1.00
Division Total:							**22.28**	**18.77**
130680 DT Support Services	28070 ISTIF Annual Authority Ctrl	0932_C	Manager IV	5,181	B	6,612	1.00	1.00
		0941_C	Manager VI	5,998	B	7,655	1.00	1.00
		0953_C	Deputy Director III	5,998	B	7,655	1.00	1.00
		1042_C	IS Engineer-Journey	4,294	B	5,401	2.00	2.00
		1043_C	IS Engineer-Senior	4,759	B	5,986	2.00	2.00
		1044_C	IS Engineer-Principal	5,120	B	6,440	1.00	1.00
		1053_C	IS Business Analyst-Senior	4,011	B	5,046	3.00	3.00
		1070_C	IS Project Director	5,120	B	6,440	1.00	1.00
		1092_C	IT Operations Support Administrator II	2,669	B	3,308	15.00	15.00
		1093_C	IT Operations Support Administrator III	3,245	B	4,021	8.00	8.00
		1094_C	IT Operations Support Administrator IV	3,944	B	4,887	6.00	6.00
		1095_C	IT Operations Support Administrator V	4,242	B	5,260	1.00	1.00
		1406_C	Senior Clerk	2,076	B	2,525	1.00	1.00
		5502_C	Project Manager I	5,697	B	5,697	1.00	1.00
		5504_C	Project Manager II	6,592	B	6,592	5.00	5.00
		TEMPM_E	Temporary - Miscellaneous	0	B	0	0.47	0.47
Division Total:							**49.47**	**49.47**
207915 DT Administration	28070 ISTIF Annual Authority Ctrl	0923_C	Manager II	4,476	B	5,713	1.00	1.00
		0931_C	Manager III	4,825	B	6,159	1.00	1.00
		0932_C	Manager IV	5,181	B	6,612	3.00	3.00
		0953_C	Deputy Director III	5,998	B	7,655	1.00	1.00
		0964_C	Department Head IV	7,844	B	10,010	1.00	1.00
		1033_C	IS Trainer-Senior	3,944	B	4,792	1.00	1.00
		1062_C	IS Programmer Analyst	2,992	B	3,763	1.00	1.00
		1070_C	IS Project Director	5,120	B	6,440	1.00	1.00
		1452_C	Executive Secretary II	3,015	B	3,665	2.00	2.00
		1454_C	Executive Secretary III	3,277	B	3,981	1.00	1.00
		1632_C	Senior Account Clerk	2,487	B	3,021	2.00	2.00
		1634_C	Principal Account Clerk	2,809	B	3,414	1.00	1.00
		1652_C	Accountant II	3,002	B	3,646	2.00	2.00
		1654_C	Accountant III	3,631	B	4,413	2.00	2.00
		1822_C	Administrative Analyst	3,237	B	3,935	1.00	1.00
		1823_C	Senior Administrative Analyst	3,773	B	4,585	3.00	3.00
		1824_C	Principal Administrative Analyst	4,367	B	5,309	4.00	4.00
		1825_C	Principal Administrative Analyst II	4,783	B	5,816	1.00	1.00
		1950_C	Assistant Purchaser	2,541	B	3,091	1.00	1.00
		TEMPM_E	Temporary - Miscellaneous	0	B	0	0.61	0.61
207915 DT Administration	28100 ISTIF NON PROJECT	1051_C	IS Business Analyst-Assistant	2,992	B	3,763	1.00	1.00
		1053_C	IS Business Analyst-Senior	4,011	B	5,046	1.00	1.00
		1054_C	IS Business Analyst-Principal	4,644	B	5,842	2.00	2.00

Division	Fund	Job Code	Job Title	Low	Type	High	2020-2021 FTE	2021-2022 FTE
207915 DT Administration	28100 ISTIF NON PROJECT CONTROLLED	1822_C	Administrative Analyst	3,237	B	3,935	1.00	1.00
		1824_C	Principal Administrative Analyst	4,367	B	5,309	1.00	1.00
Division Total:							**36.61**	**36.61**
210657 DT JUSTIS	10020 GF Continuing Authority Ctrl	0941_C	Manager VI	5,998	B	7,655	1.00	1.00
		1043_C	IS Engineer-Senior	4,759	B	5,986	1.00	1.00
		1054_C	IS Business Analyst-Principal	4,644	B	5,842	4.00	4.00
		1064_C	IS Programmer Analyst-Principal	4,233	B	5,326	1.00	1.00
		1070_C	IS Project Director	5,120	B	6,440	1.00	1.00
Division Total:							**8.00**	**8.00**
232336 DT Innovation	28070 ISTIF Annual Authority Ctrl	0923_C	Manager II	4,476	B	5,713	1.00	1.00
		0933_C	Manager V	5,586	B	7,132	1.00	1.00
		1053_C	IS Business Analyst-Senior	4,011	B	5,046	1.00	1.00
		1820_C	Junior Administrative Analyst	2,461	B	2,992	2.00	2.00
		TEMPM_E	Temporary - Miscellaneous	0	B	0	0.22	0.22
Division Total:							**5.22**	**5.22**
232337 DT Enterprise Applications	28070 ISTIF Annual Authority Ctrl	0941_C	Manager VI	5,998	B	7,655	1.00	1.00
		1042_C	IS Engineer-Journey	4,294	B	5,401	1.00	1.00
		1043_C	IS Engineer-Senior	4,759	B	5,986	1.00	1.00
		1044_C	IS Engineer-Principal	5,120	B	6,440	1.00	1.00
		1053_C	IS Business Analyst-Senior	4,011	B	5,046	3.00	3.00
		1054_C	IS Business Analyst-Principal	4,644	B	5,842	1.00	1.00
		1063_C	IS Programmer Analyst-Senior	3,635	B	4,576	1.00	1.00
		5504_C	Project Manager II	6,592	B	6,592	1.00	1.00
Division Total:							**10.00**	**10.00**
232339 DT Infrastructure & Operations	28070 ISTIF Annual Authority Ctrl	0933_C	Manager V	5,586	B	7,132	1.00	1.00
		0954_C	Deputy Director IV	6,829	B	8,714	2.00	2.00
		1041_C	IS Engineer-Assistant	3,878	B	4,877	2.00	2.00
		1042_C	IS Engineer-Journey	4,294	B	5,401	6.00	6.00
		1043_C	IS Engineer-Senior	4,759	B	5,986	17.00	17.00
		1044_C	IS Engineer-Principal	5,120	B	6,440	19.00	19.00
		1052_C	IS Business Analyst	3,465	B	4,358	1.00	1.00
		1053_C	IS Business Analyst-Senior	4,011	B	5,046	7.00	7.00
		1054_C	IS Business Analyst-Principal	4,644	B	5,842	1.00	1.00
		1064_C	IS Programmer Analyst-Principal	4,233	B	5,326	1.00	1.00
		1095_C	IT Operations Support Administrator V	4,242	B	5,260	1.00	1.00
		1932_C	Assistant Storekeeper	1,997	B	2,427	1.00	1.00
		1936_C	Senior Storekeeper	2,333	B	2,837	1.00	1.00
Division Total:							**60.00**	**60.00**
258641 DT Public Safety	28070 ISTIF Annual Authority Ctrl	0932_C	Manager IV	5,181	B	6,612	1.00	1.00
		0933_C	Manager V	5,586	B	7,132	1.00	1.00
		0942_C	Manager VII	6,426	B	8,200	1.00	1.00
		1842_C	Management Assistant	2,980	B	3,621	1.00	1.00
		5364_C	Engineering Associate I	3,075	B	3,739	1.00	1.00
		7108_C	Heavy Equipment Operations Assistant Supervisor	3,855	B	4,685	1.00	1.00
		7257_C	Communication Line Supervisor I	3,943	B	4,792	3.00	3.00
		7273_C	Communications Line Worker Supervisor II	4,387	B	5,334	2.00	2.00
		7275_C	Telecommunications Technician Supervisor	4,315	B	5,246	2.00	2.00
		7308_C	Cable Splicer	3,877	B	4,713	12.00	12.00
		7338_C	Electrical Line Worker	4,376	B	4,376	14.00	14.00
		7362_C	Communications Systems Technician	4,168	B	5,067	20.00	20.00
		7368_C	Senior Communications Systems Technician	4,825	B	5,865	8.00	8.00
		8234_C	Fire Alarm Dispatcher	2,921	B	3,550	2.50	2.50
		8236_C	Chief Fire Alarm Dispatcher	3,463	B	4,210	2.00	2.00
		TEMPM_E	Temporary - Miscellaneous	0	B	0	3.34	3.34
Division Total:							**74.84**	**74.84**
TIS Department Total							**286.81**	**283.30**

Department: ECN Economic & Wrkfrce Dvlpmnt

Division	Fund	Job Code	Job Title	Low	Type	High	2020-2021 FTE	2021-2022 FTE
207766 ECN Workforce Development	10010 GF Annual Authority Ctrl	0922_C	Manager I	4,168	B	5,321	1.25	1.25
		0923_C	Manager II	4,476	B	5,713	1.00	1.00
		0931_C	Manager III	4,825	B	6,159	1.50	1.50
		0953_C	Deputy Director III	5,998	B	7,655	1.00	1.00
		1823_C	Senior Administrative Analyst	3,773	B	4,585	1.00	1.00
		1824_C	Principal Administrative Analyst	4,367	B	5,309	2.00	2.00
		2978_C	Contract Compliance Officer II	4,804	B	5,840	1.00	1.00
		2992_C	Contract Compliance Officer I	3,665	B	4,454	7.00	7.00
		9772_C	Community Development Specialist	3,066	B	3,727	6.00	6.00
		9774_C	Senior Community Development Specialist I	3,550	B	4,315	7.50	6.00
		9775_C	Senior Community Development Specialist II	4,210	B	5,118	4.00	4.00
		TEMPM_E	Temporary - Miscellaneous	0	B	0	0.83	0.83
207766 ECN Workforce Development	10020 GF Continuing Authority Ctrl	1823_C	Senior Administrative Analyst	3,773	B	4,585	0.50	0.00
207766 ECN Workforce Development	10770 SR Neighborhood Dev-Grants	0922_C	Manager I	4,168	B	5,321	0.75	0.75
		0923_C	Manager II	4,476	B	5,713	1.00	1.00
		0931_C	Manager III	4,825	B	6,159	0.50	0.50
		1822_C	Administrative Analyst	3,237	B	3,935	2.00	2.00
		1824_C	Principal Administrative Analyst	4,367	B	5,309	1.00	1.00
		9774_C	Senior Community Development Specialist I	3,550	B	4,315	10.50	11.00
		9775_C	Senior Community Development Specialist II	4,210	B	5,118	8.00	8.00
Division Total:							**58.33**	**56.83**
207767 ECN Economic Development	10010 GF Annual Authority Ctrl	0922_C	Manager I	4,168	B	5,321	2.50	2.50
		0923_C	Manager II	4,476	B	5,713	1.00	1.00
		0931_C	Manager III	4,825	B	6,159	1.00	1.00
		0932_C	Manager IV	5,181	B	6,612	0.50	0.50
		0933_C	Manager V	5,586	B	7,132	0.30	0.30
		0941_C	Manager VI	5,998	B	7,655	1.00	1.00
		1823_C	Senior Administrative Analyst	3,773	B	4,585	2.50	2.50
		1824_C	Principal Administrative Analyst	4,367	B	5,309	5.00	5.00
		9772_C	Community Development Specialist	3,066	B	3,727	5.00	5.00
		9774_C	Senior Community Development Specialist I	3,550	B	4,315	9.00	9.00
		9775_C	Senior Community Development Specialist II	4,210	B	5,118	2.50	2.50
		TEMPM_E	Temporary - Miscellaneous	0	B	0	0.84	0.84
207767 ECN Economic Development	10680 SR Neighborhood Dev-Grants Sta	9775_C	Senior Community Development Specialist II	4,210	B	5,118	1.00	1.00
207767 ECN Economic Development	10770 SR Neighborhood Dev-Grants	9772_C	Community Development Specialist	3,066	B	3,727	0.50	0.50
Division Total:							**32.64**	**32.64**
207768 ECN Office of Small Business	10000 GF Annual Account Ctrl	0961_C	Department Head I	5,181	B	6,612	1.00	1.00
		1822_C	Administrative Analyst	3,237	B	3,935	0.65	0.65
		1823_C	Senior Administrative Analyst	3,773	B	4,585	3.00	3.00
		9772_C	Community Development Specialist	3,066	B	3,727	1.00	1.00
		9774_C	Senior Community Development Specialist I	3,550	B	4,315	1.00	1.00
		TEMPM_E	Temporary - Miscellaneous	0	B	0	0.07	0.07
207768 ECN Office of Small Business	10020 GF Continuing Authority Ctrl	1822_C	Administrative Analyst	3,237	B	3,935	0.35	0.35
Division Total:							**7.07**	**7.07**
207769 ECN Film Commission	11890 SR Mobed-Film Prod Sp	0961_C	Department Head I	5,181	B	6,612	1.00	1.00
		1820_C	Junior Administrative Analyst	2,461	B	2,992	1.00	1.00
		1822_C	Administrative Analyst	3,237	B	3,935	1.00	1.00
		1823_C	Senior Administrative Analyst	3,773	B	4,585	1.00	1.00
		TEMPM_E	Temporary - Miscellaneous	0	B	0	0.03	0.03
Division Total:							**4.03**	**4.03**

Division	Fund	Job Code	Job Title	Low	Type	High	2020-2021 FTE	2021-2022 FTE
207770 ECN Real Estate Development	10010 GF Annual Authority Ctrl	0923_C	Manager II	4,476	B	5,713	1.00	1.00
		0931_C	Manager III	4,825	B	6,159	1.00	1.00
		0932_C	Manager IV	5,181	B	6,612	0.50	0.50
		0933_C	Manager V	5,586	B	7,132	1.70	1.70
		0953_C	Deputy Director III	5,998	B	7,655	1.00	1.00
		1450_C	Executive Secretary I	2,740	B	3,331	1.00	1.00
		1820_C	Junior Administrative Analyst	2,461	B	2,992	1.00	1.00
		1822_C	Administrative Analyst	3,237	B	3,935	1.00	1.00
		1823_C	Senior Administrative Analyst	3,773	B	4,585	1.00	1.00
		1824_C	Principal Administrative Analyst	4,367	B	5,309	1.00	1.00
		5502_C	Project Manager I	5,697	B	5,697	5.00	5.00
		9775_C	Senior Community Development Specialist II	4,210	B	5,118	0.50	0.50
		TEMPM_E	Temporary - Miscellaneous	0	B	0	0.30	0.30
Division Total:							**16.00**	**16.00**
229991 ECN Economic and Workforce Dev	10000 GF Annual Account Ctrl	0922_C	Manager I	4,168	B	5,321	1.00	1.00
		0923_C	Manager II	4,476	B	5,713	2.00	2.00
		0953_C	Deputy Director III	5,998	B	7,655	1.00	1.00
		0963_C	Department Head III	6,829	B	8,714	1.00	1.00
		1249_C	Human Resources Trainee	2,651	B	2,791	1.00	1.00
		1450_C	Executive Secretary I	2,740	B	3,331	1.00	1.00
		1652_C	Accountant II	3,002	B	3,646	1.00	1.00
		1654_C	Accountant III	3,631	B	4,413	1.00	1.00
		1823_C	Senior Administrative Analyst	3,773	B	4,585	4.00	4.00
		1840_C	Junior Management Assistant	2,623	B	3,190	1.00	1.00
		1842_C	Management Assistant	2,980	B	3,621	1.00	1.00
		1844_C	Senior Management Assistant	3,414	B	4,150	1.00	1.00
229991 ECN Economic and Workforce Dev	10770 SR Neighborhood Dev-Grants	0922_C	Manager I	4,168	B	5,321	0.50	0.50
		2992_C	Contract Compliance Officer I	3,665	B	4,454	1.00	1.00
		9704_C	Employment & Training Specialist III	3,097	B	3,763	2.00	2.00
		9774_C	Senior Community Development Specialist I	3,550	B	4,315	1.00	1.00
Division Total:							**20.50**	**20.50**
ECN Department Total							**138.57**	**137.07**

Department: ENV Environment

Division	Fund	Job Code	Job Title	Low	Type	High	2020-2021 FTE	2021-2022 FTE
229994 ENV Environment	10020 GF Continuing Authority Ctrl	5642_C	Senior Environmental Specialist	3,792	B	4,609	0.09	0.09
		5644_C	Principal Environmental Specialist	4,328	B	5,260	0.35	0.35
		9922_C	Public Service Aide - Associate To Professionals	1,859	B	1,859	0.25	0.25
229994 ENV Environment	12200 SR Env-Operating-Non-Project	0923_C	Manager II	4,476	B	5,713	0.32	0.32
		0952_C	Deputy Director II	4,825	B	6,159	0.32	0.32
		0962_C	Department Head II	6,426	B	8,200	0.32	0.32
		1023_C	IS Administrator III	3,944	B	4,792	0.32	0.32
		1222_C	Senior Payroll And Personnel Clerk	2,809	B	3,414	0.32	0.32
		1310_C	Public Relations Assistant	2,254	B	2,740	0.32	0.32
		1543_C	Secretary, Commission on the Environment	3,773	B	4,585	0.39	0.39
		1632_C	Senior Account Clerk	2,487	B	3,021	0.32	0.32
		1822_C	Administrative Analyst	3,237	B	3,935	0.05	0.05
		1823_C	Senior Administrative Analyst	3,773	B	4,585	0.64	0.64
		1824_C	Principal Administrative Analyst	4,367	B	5,309	0.32	0.32
		1825_C	Principal Administrative Analyst II	4,783	B	5,816	0.27	0.32
		1840_C	Junior Management Assistant	2,623	B	3,190	0.32	0.32
		1844_C	Senior Management Assistant	3,414	B	4,150	0.32	0.32
		5207_C	Associate Engineer	4,369	B	5,311	0.05	0.00
		5638_C	Environmental Assistant	2,682	B	3,259	1.88	1.88
		5640_C	Environmental Specialist	3,259	B	3,961	2.01	2.01
		5642_C	Senior Environmental Specialist	3,792	B	4,609	3.90	3.90
		5644_C	Principal Environmental Specialist	4,328	B	5,260	2.73	2.73
		9922_C	Public Service Aide - Associate To Professionals	1,859	B	1,859	2.24	2.24
		TEMPM_E	Temporary - Miscellaneous	0	B	0	1.42	1.42
229994 ENV Environment	12210 SR Env-Continuing Projects	5640_C	Environmental Specialist	3,259	B	3,961	0.10	0.10
		5642_C	Senior Environmental Specialist	3,792	B	4,609	0.15	0.15
		TEMPM_E	Temporary - Miscellaneous	0	B	0	0.91	0.47
229994 ENV Environment	12230 SR Grants; ENV Continuing	1632_C	Senior Account Clerk	2,487	B	3,021	1.00	1.00
		1822_C	Administrative Analyst	3,237	B	3,935	0.95	0.95
		5638_C	Environmental Assistant	2,682	B	3,259	0.15	0.15
		5640_C	Environmental Specialist	3,259	B	3,961	5.16	5.16
		5642_C	Senior Environmental Specialist	3,792	B	4,609	5.57	5.57
		5644_C	Principal Environmental Specialist	4,328	B	5,260	0.96	0.96
		9922_C	Public Service Aide - Associate To Professionals	1,859	B	1,859	2.35	2.35
		TEMPM_E	Temporary - Miscellaneous	0	B	0	1.33	1.33
229994 ENV Environment	13990 SR Solid Waste Non-Project	0923_C	Manager II	4,476	B	5,713	0.68	0.68
		0952_C	Deputy Director II	4,825	B	6,159	0.68	0.68
		0962_C	Department Head II	6,426	B	8,200	0.68	0.68
		1023_C	IS Administrator III	3,944	B	4,792	0.68	0.68
		1222_C	Senior Payroll And Personnel Clerk	2,809	B	3,414	0.68	0.68
		1310_C	Public Relations Assistant	2,254	B	2,740	0.68	0.68
		1543_C	Secretary, Commission on the Environment	3,773	B	4,585	0.61	0.61
		1632_C	Senior Account Clerk	2,487	B	3,021	0.68	0.68
		1823_C	Senior Administrative Analyst	3,773	B	4,585	1.36	1.36
		1824_C	Principal Administrative Analyst	4,367	B	5,309	0.68	0.68
		1825_C	Principal Administrative Analyst II	4,783	B	5,816	0.58	0.68
		1840_C	Junior Management Assistant	2,623	B	3,190	0.68	0.68
		1844_C	Senior Management Assistant	3,414	B	4,150	0.68	0.68
		5207_C	Associate Engineer	4,369	B	5,311	0.10	0.00
		5638_C	Environmental Assistant	2,682	B	3,259	10.47	10.47
		5640_C	Environmental Specialist	3,259	B	3,961	4.76	4.76
		5642_C	Senior Environmental Specialist	3,792	B	4,609	8.20	8.20
		5644_C	Principal Environmental Specialist	4,328	B	5,260	2.97	2.97
		9922_C	Public Service Aide - Associate To Professionals	1,859	B	1,859	6.15	6.15
		TEMPM_E	Temporary - Miscellaneous	0	B	0	0.98	0.98

Division	Fund	Job Code	Job Title	Low	Type	High	2020-2021 FTE	2021-2022 FTE
229994 ENV Environment	14000 SR Solid Waste Projects	5638_C	Environmental Assistant	2,682	B	3,259	4.50	4.50
		5640_C	Environmental Specialist	3,259	B	3,961	4.97	4.97
		5642_C	Senior Environmental Specialist	3,792	B	4,609	3.11	3.11
		5644_C	Principal Environmental Specialist	4,328	B	5,260	0.90	0.90
		9922_C	Public Service Aide - Associate To Professionals	1,859	B	1,859	3.00	3.00
		TEMPM_E	Temporary - Miscellaneous	0	B	0	1.22	1.22
Division Total:							**98.78**	**98.34**
ENV Department Total							**98.78**	**98.34**

Department: ETH Ethics Commission

Division	Fund	Job Code	Job Title	Low	Type	High	2020-2021 FTE	2021-2022 FTE
229997 ETH Ethics Commission	10000 GF Annual Account Ctrl	0922_C	Manager I	4,168	B	5,321	1.00	1.00
		0951_C	Deputy Director I	4,168	B	5,321	1.00	1.00
		0961_C	Department Head I	5,181	B	6,612	1.00	1.00
		1042_C	IS Engineer-Journey	4,294	B	5,401	0.50	1.00
		1052_C	IS Business Analyst	3,465	B	4,358	1.00	1.00
		1053_C	IS Business Analyst-Senior	4,011	B	5,046	1.00	1.00
		1054_C	IS Business Analyst-Principal	4,644	B	5,842	1.00	1.00
		1222_C	Senior Payroll And Personnel Clerk	2,809	B	3,414	1.00	1.00
		1426_C	Senior Clerk Typist	2,284	B	2,774	1.00	1.00
		1822_C	Administrative Analyst	3,237	B	3,935	5.00	5.00
		1823_C	Senior Administrative Analyst	3,773	B	4,585	5.00	5.00
		1824_C	Principal Administrative Analyst	4,367	B	5,309	2.00	2.00
		1840_C	Junior Management Assistant	2,623	B	3,190	1.50	2.00
		1844_C	Senior Management Assistant	3,414	B	4,150	2.00	2.00
		TEMPM_E	Temporary - Miscellaneous	0	B	0	0.75	0.75
Division Total:							**24.75**	**25.75**
ETH Department Total							**24.75**	**25.75**

Department: FAM Fine Arts Museum

Division	Fund	Job Code	Job Title	Low	Type	High	2020-2021 FTE	2021-2022 FTE
230001 FAM Fine Arts Museum	10000 GF Annual Account Ctrl	0922_C	Manager I	4,168	B	5,321	3.00	3.00
		0923_C	Manager II	4,476	B	5,713	1.00	1.00
		0931_C	Manager III	4,825	B	6,159	1.00	1.00
		0963_C	Department Head III	6,829	B	8,714	1.00	1.00
		1222_C	Senior Payroll And Personnel Clerk	2,809	B	3,414	1.00	1.00
		1244_C	Senior Human Resources Analyst	3,944	B	4,792	1.00	1.00
		1654_C	Accountant III	3,631	B	4,413	1.00	1.00
		3546_C	Curator IV	3,855	B	4,685	1.00	1.00
		3554_C	Associate Museum Registrar	2,191	B	2,662	1.00	1.00
		3556_C	Museum Registrar	2,547	B	3,097	1.00	1.00
		7120_C	Buildings And Grounds Maintenance Superintendent	5,634	B	5,634	1.00	1.00
		7203_C	Buildings And Grounds Maintenance Supervisor	4,814	B	4,814	1.00	1.00
		7334_C	Stationary Engineer	3,869	B	3,869	6.00	6.00
		7335_C	Senior Stationary Engineer	4,385	B	4,385	2.00	2.00
		8202_C	Security Guard	1,920	B	2,333	21.50	21.50
		8226_C	Museum Guard	2,333	B	2,837	55.55	55.55
		8228_C	Museum Security Supervisor	2,599	B	3,158	6.00	6.00
		8229_C	Manager of Museum Security Services	3,066	B	3,727	1.00	1.00
		TEMPM_E	Temporary - Miscellaneous	0	B	0	1.76	1.76
230001 FAM Fine Arts Museum	11940 SR Museums Admission	3302_C	Admission Attendant	1,778	B	2,157	9.01	9.01
		TEMPM_E	Temporary - Miscellaneous	0	B	0	0.10	0.10
Division Total:							**116.92**	**116.92**
FAM Department Total							**116.92**	**116.92**

Department: FIR Fire Department

Division	Fund	Job Code	Job Title	Low	Type	High	2020-2021 FTE	2021-2022 FTE
130644 FIR Administration	10000 GF Annual Account Ctrl	0140_F	Chief of Department, (Fire Department)	12,951	B	12,951	1.00	1.00
		0150_F	Deputy Chief of Department, (Fire Department)	11,180	B	11,180	1.00	1.00
		0922_C	Manager I	4,168	B	5,321	1.00	1.00
		0931_C	Manager III	4,825	B	6,159	2.00	2.00
		0933_C	Manager V	5,586	B	7,132	1.00	1.00
		0952_C	Deputy Director II	4,825	B	6,159	1.00	1.00
		0954_C	Deputy Director IV	6,829	B	8,714	1.00	1.00
		1042_C	IS Engineer-Journey	4,294	B	5,401	3.00	3.00
		1043_C	IS Engineer-Senior	4,759	B	5,986	1.00	1.00
		1044_C	IS Engineer-Principal	5,120	B	6,440	1.00	1.00
		1070_C	IS Project Director	5,120	B	6,440	1.00	1.00
		1093_C	IT Operations Support Administrator III	3,245	B	4,021	2.00	2.00
		1222_C	Senior Payroll And Personnel Clerk	2,809	B	3,414	4.00	4.00
		1224_C	Principal Payroll And Personnel Clerk	3,097	B	3,763	1.00	1.00
		1241_C	Human Resources Analyst	2,791	B	4,107	1.00	1.00
		1244_C	Senior Human Resources Analyst	3,944	B	4,792	1.00	1.00
		1426_C	Senior Clerk Typist	2,284	B	2,774	1.00	1.00
		1446_C	Secretary II	2,517	B	3,059	1.00	1.00
		1452_C	Executive Secretary II	3,015	B	3,665	1.00	1.00
		1454_C	Executive Secretary III	3,277	B	3,981	1.00	1.00
		1632_C	Senior Account Clerk	2,487	B	3,021	1.00	1.00
		1652_C	Accountant II	3,002	B	3,646	1.00	1.00
		1657_C	Accountant IV	4,202	B	5,107	1.00	1.00
		1804_C	Statistician	2,987	B	3,631	1.00	1.00
		1820_C	Junior Administrative Analyst	2,461	B	2,992	1.00	1.00
		1823_C	Senior Administrative Analyst	3,773	B	4,585	3.00	3.00
		1844_C	Senior Management Assistant	3,414	B	4,150	5.00	5.00
		2232_C	Senior Physician Specialist	7,668	B	10,599	0.15	0.15
		2233_C	Supervising Physician Specialist	8,253	B	11,399	1.00	1.00
		2328_C	Nurse Practitioner	6,323	B	8,951	1.00	1.00
		H002_F	Firefighter	3,117	B	4,810	2.00	2.00
		H020_F	Lieutenant, Fire Suppression	5,589	B	5,589	2.00	2.00
		H030_F	Captain, Fire Suppression	6,382	B	6,382	1.00	1.00
		H033_F	Captain, Emergency Medical Services	6,382	B	6,382	2.00	2.00
		H040_F	Battalion Chief, Fire Suppression	7,661	B	7,661	1.00	1.00
130644 FIR Administration	10060 GF Work Order	5215_C	Fire Protection Engineer	5,032	B	6,116	1.00	0.00
		H004_F	Inspector, Fire Department	5,766	B	5,766	1.00	1.00
		H022_F	Lieutenant, Fire Prevention	6,310	B	6,310	1.00	1.00
		TEMPM_E	Temporary - Miscellaneous	0	B	0	0.88	0.88
Division Total:							**54.03**	**53.03**
130645 FIR Airport	17960 AIR Op Annual Account Ctrl	5215_C	Fire Protection Engineer	5,032	B	6,116	2.00	2.00
		6281_C	Fire Safety Inspector II	5,881	B	5,881	1.00	1.00
		H002_F	Firefighter	3,117	B	4,810	68.00	69.54
		H003_F	EMT/Paramedic/Firefighter	2,856	B	5,559	19.00	19.00
		H004_F	Inspector, Fire Department	5,766	B	5,766	2.00	2.00
		H016_F	Technical Training Specialist, Fire Department	5,588	B	5,588	2.00	2.00
		H020_F	Lieutenant, Fire Suppression	5,589	B	5,589	10.00	10.00
		H022_F	Lieutenant, Fire Prevention	6,310	B	6,310	2.00	2.00
		H028_F	Lieutenant, Division of Training	6,381	B	6,381	1.00	1.00
		H030_F	Captain, Fire Suppression	6,382	B	6,382	4.00	4.00
		H032_F	Captain, Fire Prevention or Fire Investigation	7,207	B	7,207	2.00	2.00
		H033_F	Captain, Emergency Medical Services	6,382	B	6,382	3.00	3.00
		H039_F	Captain, Division of Training	7,660	B	7,660	1.00	1.00
		H040_F	Battalion Chief, Fire Suppression	7,661	B	7,661	3.00	3.00
		H051_F	Assistant Deputy Chief II	9,879	B	9,879	1.00	1.00
Division Total:							**121.00**	**122.54**
130647 FIR Fireboat	10060 GF Work Order	H020_F	Lieutenant, Fire Suppression	5,589	B	5,589	2.00	2.00
		H030_F	Captain, Fire Suppression	6,382	B	6,382	1.00	1.00

Division	Fund	Job Code	Job Title	Low	Type	High	2020-2021 FTE	2021-2022 FTE
130647 FIR Fireboat	10060 GF Work Order	H110_F	Marine Engineer of Fire Boats	6,382	B	6,382	3.00	3.00
		H120_F	Pilot of Fire Boats	6,382	B	6,382	3.00	3.00
		TEMPM_E	Temporary - Miscellaneous	0	B	0	1.80	1.80
Division Total:							**10.80**	**10.80**
130648 FIR Investigation	10000 GF Annual Account Ctrl	1820_C	Junior Administrative Analyst	2,461	B	2,992	1.00	1.00
		H006_F	Investigator, Fire Department	5,766	B	5,766	11.00	11.00
		H024_F	Lieutenant, Fire Investigation	6,310	B	6,310	1.00	1.00
		H032_F	Captain, Fire Prevention or Fire Investigation	7,207	B	7,207	1.00	1.00
Division Total:							**14.00**	**14.00**
130649 FIR Nert	10000 GF Annual Account Ctrl	H020_F	Lieutenant, Fire Suppression	5,589	B	5,589	1.00	1.00
Division Total:							**1.00**	**1.00**
130650 FIR Operations	10000 GF Annual Account Ctrl	0150_F	Deputy Chief of Department, (Fire Department)	11,180	B	11,180	1.00	1.00
		1426_C	Senior Clerk Typist	2,284	B	2,774	1.00	1.00
		1452_C	Executive Secretary II	3,015	B	3,665	1.00	1.00
		1823_C	Senior Administrative Analyst	3,773	B	4,585	1.00	1.00
		H001_F	Fire Rescue Paramedic	4,352	B	5,294	1.00	1.00
		H002_F	Firefighter	3,117	B	4,810	853.54	853.54
		H003_F	EMT/Paramedic/Firefighter	2,856	B	5,559	365.20	365.20
		H010_F	Incident Support Specialist	5,240	B	5,240	21.50	21.50
		H020_F	Lieutenant, Fire Suppression	5,589	B	5,589	187.17	187.17
		H030_F	Captain, Fire Suppression	6,382	B	6,382	74.00	74.00
		H033_C	Captain, Emergency Medical Services	6,382	B	6,382	2.00	2.00
		H033_F	Captain, Emergency Medical Services	6,382	B	6,382	28.20	28.20
		H040_F	Battalion Chief, Fire Suppression	7,661	B	7,661	37.80	37.80
		H043_F	EMS Section Chief	7,661	B	7,661	3.00	3.00
		H050_F	Assistant Chief of Department, (Fire Department)	8,853	B	8,853	8.27	8.50
		H053_F	Emergency Medical Services Chief	9,879	B	9,879	1.00	1.00
		TEMPM_E	Temporary - Miscellaneous	0	B	0	6.01	6.01
130650 FIR Operations	10020 GF Continuing Authority Ctrl	H003_F	EMT/Paramedic/Firefighter	2,856	B	5,559	9.23	12.00
		H033_F	Captain, Emergency Medical Services	6,382	B	6,382	1.54	2.00
Division Total:							**1,603.46**	**1,606.92**
130651 FIR Prevention	10000 GF Annual Account Ctrl	1041_C	IS Engineer-Assistant	3,878	B	4,877	1.00	1.00
		1042_C	IS Engineer-Journey	4,294	B	5,401	1.00	1.00
		1063_C	IS Programmer Analyst-Senior	3,635	B	4,576	1.00	0.00
		1093_C	IT Operations Support Administrator III	3,245	B	4,021	1.00	1.00
		1446_C	Secretary II	2,517	B	3,059	1.00	1.00
		1652_C	Accountant II	3,002	B	3,646	1.00	1.00
		1820_C	Junior Administrative Analyst	2,461	B	2,992	3.00	3.00
		1822_C	Administrative Analyst	3,237	B	3,935	1.00	0.00
		1840_C	Junior Management Assistant	2,623	B	3,190	1.00	1.00
		5215_C	Fire Protection Engineer	5,032	B	6,116	7.00	7.00
		6281_C	Fire Safety Inspector II	5,881	B	5,881	4.00	4.00
		H004_F	Inspector, Fire Department	5,766	B	5,766	47.00	43.00
		H022_F	Lieutenant, Fire Prevention	6,310	B	6,310	8.00	8.00
		H032_F	Captain, Fire Prevention or Fire Investigation	7,207	B	7,207	2.00	2.00
		H042_F	Assistant Fire Marshal	8,137	B	8,137	4.00	4.00
		H051_F	Assistant Deputy Chief II	9,879	B	9,879	1.00	1.00
130651 FIR Prevention	10060 GF Work Order	5215_C	Fire Protection Engineer	5,032	B	6,116	1.00	1.00
		6281_C	Fire Safety Inspector II	5,881	B	5,881	1.00	1.00
		H004_F	Inspector, Fire Department	5,766	B	5,766	0.50	0.50
		H032_F	Captain, Fire Prevention or Fire Investigation	7,207	B	7,207	3.77	4.00
Division Total:							**90.27**	**84.50**
130652 FIR Support Services	10000 GF Annual Account Ctrl	1822_C	Administrative Analyst	3,237	B	3,935	1.00	1.00
		1823_C	Senior Administrative Analyst	3,773	B	4,585	1.00	1.00
		1842_C	Management Assistant	2,980	B	3,621	1.00	1.00
		1934_C	Storekeeper	2,191	B	2,662	2.00	2.00

Division	Fund	Job Code	Job Title	Low	Type	High	2020-2021 FTE	2021-2022 FTE
130652 FIR Support Services	10000 GF Annual Account Ctrl	1936_C	Senior Storekeeper	2,333	B	2,837	5.00	5.00
		1942_C	Assistant Materials Coordinator	3,682	B	4,476	1.00	1.00
		7335_C	Senior Stationary Engineer	4,385	B	4,385	1.00	1.00
		H002_F	Firefighter	3,117	B	4,810	11.00	11.00
		H020_F	Lieutenant, Fire Suppression	5,589	B	5,589	2.00	2.00
		H030_F	Captain, Fire Suppression	6,382	B	6,382	1.00	1.00
		H051_F	Assistant Deputy Chief II	9,879	B	9,879	1.00	1.00
Division Total:							**27.00**	**27.00**
130653 FIR Training	10000 GF Annual Account Ctrl	1426_C	Senior Clerk Typist	2,284	B	2,774	2.00	2.00
		H028_F	Lieutenant, Division of Training	6,381	B	6,381	7.00	7.00
		H033_F	Captain, Emergency Medical Services	6,382	B	6,382	5.00	5.00
		H039_F	Captain, Division of Training	7,660	B	7,660	3.00	3.00
		H043_F	EMS Section Chief	7,661	B	7,661	1.00	1.00
		H051_F	Assistant Deputy Chief II	9,879	B	9,879	1.00	1.00
Division Total:							**19.00**	**19.00**
130654 FIR Capital Project & Grants	10000 GF Annual Account Ctrl	5277_C	Planner I	2,721	B	3,308	1.00	1.00
		H020_F	Lieutenant, Fire Suppression	5,589	B	5,589	1.00	1.00
		H051_F	Assistant Deputy Chief II	9,879	B	9,879	1.00	1.00
130654 FIR Capital Project & Grants	13550 SR Public Protection-Grant	H002_F	Firefighter	3,117	B	4,810	72.00	72.00
130654 FIR Capital Project & Grants	15470 CPXCF 10 EQ SFTY&EMY RE S2012A	H020_F	Lieutenant, Fire Suppression	5,589	B	5,589	1.00	1.00
		H030_F	Captain, Fire Suppression	6,382	B	6,382	1.00	1.00
Division Total:							**77.00**	**77.00**
FIR Department Total							**2,017.56**	**2,015.79**

Department: HOM Homelessness Services

Division	Fund	Job Code	Job Title	Low	Type	High	2020-2021 FTE	2021-2022 FTE
203645 HOM ADMINISTRATION	10000 GF Annual Account Ctrl	0923_C	Manager II	4,476	B	5,713	2.50	3.00
		0931_C	Manager III	4,825	B	6,159	1.00	1.00
		0953_C	Deputy Director III	5,998	B	7,655	1.50	2.00
		0963_C	Department Head III	6,829	B	8,714	1.00	1.00
		1043_C	IS Engineer-Senior	4,759	B	5,986	2.00	2.00
		1070_C	IS Project Director	5,120	B	6,440	1.00	1.00
		1092_C	IT Operations Support Administrator II	2,669	B	3,308	1.77	2.00
		1093_C	IT Operations Support Administrator III	3,245	B	4,021	1.00	1.00
		1222_C	Senior Payroll And Personnel Clerk	2,809	B	3,414	1.00	1.00
		1241_C	Human Resources Analyst	2,791	B	4,107	2.00	2.00
		1244_C	Senior Human Resources Analyst	3,944	B	4,792	2.00	2.00
		1246_C	Principal Human Resources Analyst	4,677	B	5,685	1.00	1.00
		1312_C	Public Information Officer	2,987	B	3,631	1.00	1.00
		1404_C	Clerk	2,002	B	2,432	1.00	1.00
		1452_C	Executive Secretary II	3,015	B	3,665	1.00	1.00
		1632_C	Senior Account Clerk	2,487	B	3,021	1.00	1.00
		1654_C	Accountant III	3,631	B	4,413	1.00	1.00
		1670_C	Financial Systems Supervisor	4,887	B	5,940	1.00	1.00
		1822_C	Administrative Analyst	3,237	B	3,935	7.00	7.00
		1823_C	Senior Administrative Analyst	3,773	B	4,585	6.00	6.00
		1824_C	Principal Administrative Analyst	4,367	B	5,309	7.00	7.00
		1844_C	Senior Management Assistant	3,414	B	4,150	1.00	1.00
		7203_C	Buildings And Grounds Maintenance Supervisor	4,814	B	4,814	1.00	1.00
		7333_C	Apprentice Stationary Engineer II	2,517	B	3,676	1.00	1.00
		7334_C	Stationary Engineer	3,869	B	3,869	3.00	3.00
203645 HOM ADMINISTRATION	10020 GF Continuing Authority Ctrl	0932_C	Manager IV	5,181	B	6,612	1.00	1.00
		1044_C	IS Engineer-Principal	5,120	B	6,440	1.00	1.00
		1054_C	IS Business Analyst-Principal	4,644	B	5,842	1.00	1.00
		7334_C	Stationary Engineer	3,869	B	3,869	1.50	3.00
Division Total:							**54.27**	**57.00**
203646 HOM PROGRAMS	10000 GF Annual Account Ctrl	0922_C	Manager I	4,168	B	5,321	1.00	1.00
		0923_C	Manager II	4,476	B	5,713	4.00	4.00
		0931_C	Manager III	4,825	B	6,159	1.00	1.00
		0933_C	Manager V	5,586	B	7,132	1.00	1.00
		0953_C	Deputy Director III	5,998	B	7,655	1.00	1.00
		1406_C	Senior Clerk	2,076	B	2,525	1.00	1.00
		1820_C	Junior Administrative Analyst	2,461	B	2,992	1.00	1.00
		1823_C	Senior Administrative Analyst	3,773	B	4,585	3.00	3.00
		1824_C	Principal Administrative Analyst	4,367	B	5,309	1.00	1.00
		1842_C	Management Assistant	2,980	B	3,621	1.00	1.00
		2586_C	Health Worker II	2,273	B	2,761	8.00	8.00
		2587_C	Health Worker III	2,487	B	3,021	14.00	14.00
		2593_C	Health Program Coordinator III	3,755	B	4,566	3.00	3.00
		2905_C	Human Services Agency Senior Eligibility Worker	2,254	B	3,463	2.00	2.00
		2907_C	Eligibility Worker Supervisor	3,158	B	3,839	1.00	1.00
		2913_C	Program Specialist	3,158	B	3,839	2.00	2.00
		2917_C	Program Support Analyst	3,877	B	4,713	12.00	12.00
		2918_C	Human Services Agency Social Worker	2,322	B	3,569	5.00	5.00
		2920_C	Medical Social Worker	3,451	B	4,193	3.00	3.00
		2930_C	Behavioral Health Clinician	3,451	B	4,193	7.00	7.00
		2932_C	Senior Behavioral Health Clinician	3,602	B	4,377	6.00	6.00
		TEMPM_E	Temporary - Miscellaneous	0	B	0	2.09	2.82
203646 HOM PROGRAMS	10020 GF Continuing Authority Ctrl	0922_C	Manager I	4,168	B	5,321	1.00	1.00
		1053_C	IS Business Analyst-Senior	4,011	B	5,046	1.00	1.00
		1820_C	Junior Administrative Analyst	2,461	B	2,992	1.00	1.00
		1823_C	Senior Administrative Analyst	3,773	B	4,585	1.00	1.00
		9920_C	Public Service Aide - Assistant To	1,699	B	1,699	1.00	1.00

Division	Fund	Job Code	Job Title	Low	Type	High	2020-2021 FTE	2021-2022 FTE
203646 HOM PROGRAMS	10020 GF Continuing Authority Ctrl		Professionals					
		TEMPM_E	Temporary - Miscellaneous	0	B	0	7.96	0.00
203646 HOM PROGRAMS	10060 GF Work Order	1823_C	Senior Administrative Analyst	3,773	B	4,585	1.00	1.00
		2566_C	Rehabilitation Counselor	2,871	B	3,491	1.00	1.00
		2931_C	Marriage, Family And Child Counselor	3,451	B	4,193	1.00	1.00
203646 HOM PROGRAMS	10582 SR OCOH Nov18 PropCHomelessSvc	0931_C	Manager III	4,825	B	6,159	1.00	1.00
		1824_C	Principal Administrative Analyst	4,367	B	5,309	1.00	1.00
		2913_C	Program Specialist	3,158	B	3,839	1.00	1.00
		TEMPM_E	Temporary - Miscellaneous	0	B	0	11.91	19.98
203646 HOM PROGRAMS	12960 SR Human Welfare-Grants	0923_C	Manager II	4,476	B	5,713	1.00	1.00
		1634_C	Principal Account Clerk	2,809	B	3,414	1.00	1.00
		1820_C	Junior Administrative Analyst	2,461	B	2,992	2.00	2.00
		1822_C	Administrative Analyst	3,237	B	3,935	2.00	2.00
		2905_C	Human Services Agency Senior Eligibility Worker	2,254	B	3,463	4.00	4.00
		2917_C	Program Support Analyst	3,877	B	4,713	5.00	5.00
		9920_C	Public Service Aide - Assistant To Professionals	1,699	B	1,699	2.00	2.00
Division Total:							**127.96**	**128.80**
HOM Department Total							**182.23**	**185.80**

Department: HRC Human Rights Commission

Division	Fund	Job Code	Job Title	Low	Type	High	2020-2021 FTE	2021-2022 FTE
232021 HRC Human Rights Commission	10000 GF Annual Account Ctrl	0922_C	Manager I	4,168	B	5,321	2.00	2.00
		0923_C	Manager II	4,476	B	5,713	1.00	1.00
		0962_C	Department Head II	6,426	B	8,200	1.00	1.00
		1406_C	Senior Clerk	2,076	B	2,525	1.00	1.00
		1408_C	Principal Clerk	2,740	B	3,331	2.77	3.00
		1426_C	Senior Clerk Typist	2,284	B	2,774	1.00	1.00
		1450_C	Executive Secretary I	2,740	B	3,331	1.00	1.00
		1823_C	Senior Administrative Analyst	3,773	B	4,585	3.00	3.00
		1824_C	Principal Administrative Analyst	4,367	B	5,309	1.00	1.00
		1842_C	Management Assistant	2,980	B	3,621	2.00	2.00
		2991_C	Coordinator, Human Rights Commission	4,086	B	4,966	4.00	4.00
		2992_C	Contract Compliance Officer I	3,665	B	4,454	1.00	1.00
		2996_C	Representative, Human Rights Commission	3,362	B	4,086	4.00	4.00
		9704_C	Employment & Training Specialist III	3,097	B	3,763	1.00	1.00
		9772_C	Community Development Specialist	3,066	B	3,727	1.00	1.00
		TEMPM_E	Temporary - Miscellaneous	0	B	0	0.29	0.29
232021 HRC Human Rights Commission	10020 GF Continuing Authority Ctrl	1312_C	Public Information Officer	2,987	B	3,631	1.00	0.00
		1450_C	Executive Secretary I	2,740	B	3,331	1.00	0.00
		9774_C	Senior Community Development Specialist I	3,550	B	4,315	1.00	0.00
Division Total:							**30.06**	**27.29**
HRC Department Total							**30.06**	**27.29**

Department: HRD Human Resources

Division	Fund	Job Code	Job Title	Low	Type	High	2020-2021 FTE	2021-2022 FTE
232022 HRD Administration	10000 GF Annual Account Ctrl	0922_C	Manager I	4,168	B	5,321	7.00	7.00
		0923_C	Manager II	4,476	B	5,713	1.00	1.00
		0932_C	Manager IV	5,181	B	6,612	1.00	1.00
		0953_C	Deputy Director III	5,998	B	7,655	1.00	1.00
		0954_C	Deputy Director IV	6,829	B	8,714	1.00	1.00
		1042_C	IS Engineer-Journey	4,294	B	5,401	1.00	1.00
		1053_C	IS Business Analyst-Senior	4,011	B	5,046	1.00	1.00
		1222_C	Senior Payroll And Personnel Clerk	2,809	B	3,414	1.00	1.00
		1244_C	Senior Human Resources Analyst	3,944	B	4,792	2.00	2.00
		1293_C	Human Resources Director	7,844	B	10,010	1.00	1.00
		1454_C	Executive Secretary III	3,277	B	3,981	1.00	1.00
		1657_C	Accountant IV	4,202	B	5,107	1.00	1.00
		1801_C	Analyst Trainee	2,217	B	2,972	19.00	19.00
232022 HRD Administration	10020 GF Continuing Authority Ctrl	1053_C	IS Business Analyst-Senior	4,011	B	5,046	1.00	0.00
		TEMPM_E	Temporary - Miscellaneous	0	B	0	3.95	4.37
Division Total:							**42.95**	**42.37**
232023 HRD Equal Emplymt Opportunity	10000 GF Annual Account Ctrl	0923_C	Manager II	4,476	B	5,713	3.00	3.00
		0931_C	Manager III	4,825	B	6,159	1.00	1.00
		0953_C	Deputy Director III	5,998	B	7,655	1.00	1.00
		1202_C	Personnel Clerk	2,228	B	2,709	1.00	1.00
		1231_C	EEO Programs Senior Specialist	4,181	B	5,081	12.00	12.00
		1233_C	Equal Employment Opportunity Programs Specialist	3,299	B	4,010	5.00	5.00
		1840_C	Junior Management Assistant	2,623	B	3,190	2.00	2.00
		TEMPM_E	Temporary - Miscellaneous	0	B	0	0.89	0.89
232023 HRD Equal Emplymt Opportunity	10010 GF Annual Authority Ctrl	0923_C	Manager II	4,476	B	5,713	1.00	1.00
		1822_C	Administrative Analyst	3,237	B	3,935	1.00	1.00
Division Total:							**27.89**	**27.89**
232024 HRD Employee Relations	10000 GF Annual Account Ctrl	1280_C	Employee Relations Representative	3,407	B	4,141	5.00	5.00
		1281_C	Senior Employee Relations Representative	4,367	B	5,309	1.00	1.00
		1282_C	Manager,Employee Relations Division	5,181	B	6,612	2.00	2.00
		1283_C	Director, Employee Relations Division	6,829	B	8,714	1.00	1.00
		TEMPM_E	Temporary - Miscellaneous	0	B	0	0.42	0.42
232024 HRD Employee Relations	10010 GF Annual Authority Ctrl	1280_C	Employee Relations Representative	3,407	B	4,141	1.00	1.00
		1840_C	Junior Management Assistant	2,623	B	3,190	1.00	1.00
		TEMPM_E	Temporary - Miscellaneous	0	B	0	4.21	14.27
Division Total:							**15.63**	**25.69**
232025 HRD Recruit-Assess-Client Svc	10000 GF Annual Account Ctrl	0922_C	Manager I	4,168	B	5,321	2.00	2.00
		0931_C	Manager III	4,825	B	6,159	2.00	2.00
		0932_C	Manager IV	5,181	B	6,612	1.00	1.00
		1202_C	Personnel Clerk	2,228	B	2,709	5.00	5.00
		1203_C	Personnel Technician	2,703	B	3,286	1.00	1.00
		1204_C	Senior Personnel Clerk	2,579	B	3,135	3.00	3.00
		1241_C	Human Resources Analyst	2,791	B	4,107	3.00	3.00
		1244_C	Senior Human Resources Analyst	3,944	B	4,792	19.00	19.00
		1246_C	Principal Human Resources Analyst	4,677	B	5,685	3.00	3.00
		1280_C	Employee Relations Representative	3,407	B	4,141	1.00	1.00
		1282_C	Manager,Employee Relations Division	5,181	B	6,612	1.00	1.00
		1404_C	Clerk	2,002	B	2,432	4.00	4.00
		1408_C	Principal Clerk	2,740	B	3,331	1.00	1.00
		1823_C	Senior Administrative Analyst	3,773	B	4,585	1.00	1.00
		TEMPM_E	Temporary - Miscellaneous	0	B	0	3.59	3.37
232025 HRD Recruit-Assess-Client Svc	10010 GF Annual Authority Ctrl	1241_C	Human Resources Analyst	2,791	B	4,107	1.00	1.00
		1244_C	Senior Human Resources Analyst	3,944	B	4,792	1.00	1.00
		1249_C	Human Resources Trainee	2,651	B	2,791	8.00	8.00
		1404_C	Clerk	2,002	B	2,432	1.00	1.00
		1822_C	Administrative Analyst	3,237	B	3,935	1.00	1.00

Division	Fund	Job Code	Job Title	Low	Type	High	2020-2021 FTE	2021-2022 FTE
232025 HRD Recruit-Assess-Client Svc	10060 GF Work Order	1244_C	Senior Human Resources Analyst	3,944	B	4,792	6.00	6.00
		1246_C	Principal Human Resources Analyst	4,677	B	5,685	2.54	3.00
Division Total:							**71.13**	**71.37**
232027 HRD Workers Compensation	12460 SR Workers' Compensation	0922_C	Manager I	4,168	B	5,321	1.00	1.00
		0931_C	Manager III	4,825	B	6,159	2.00	2.00
		0953_C	Deputy Director III	5,998	B	7,655	1.00	1.00
		1053_C	IS Business Analyst-Senior	4,011	B	5,046	1.00	1.00
		1094_C	IT Operations Support Administrator IV	3,944	B	4,887	1.00	1.00
		1209_C	Benefits Technician	2,356	B	2,865	7.00	7.00
		1404_C	Clerk	2,002	B	2,432	4.00	4.00
		1424_C	Clerk Typist	2,082	B	2,530	1.00	1.00
		1636_C	Health Care Billing Clerk II	2,636	B	3,203	1.00	1.00
		1654_C	Accountant III	3,631	B	4,413	1.00	1.00
		1822_C	Administrative Analyst	3,237	B	3,935	2.00	2.00
		1823_C	Senior Administrative Analyst	3,773	B	4,585	2.00	2.00
		1840_C	Junior Management Assistant	2,623	B	3,190	1.00	1.00
		1840_Z	Junior Management Assistant	2,623	B	3,190	1.00	1.00
		1844_C	Senior Management Assistant	3,414	B	4,150	1.00	1.00
		2322_C	Nurse Manager	5,928	B	8,631	0.77	1.00
		8141_C	Worker's Compensation Adjuster	3,237	B	3,935	27.00	27.00
		8165_C	Worker's Compensation Supervisor I	4,111	B	4,996	7.00	7.00
		TEMPM_E	Temporary - Miscellaneous	0	B	0	3.45	3.45
Division Total:							**65.22**	**65.45**
232029 HRD Workforce Development	10000 GF Annual Account Ctrl	0922_C	Manager I	4,168	B	5,321	1.00	1.00
		0923_C	Manager II	4,476	B	5,713	1.00	1.00
		0952_C	Deputy Director II	4,825	B	6,159	2.00	2.00
		1232_C	Training Officer	3,407	B	4,141	2.00	2.00
		1244_C	Senior Human Resources Analyst	3,944	B	4,792	1.00	1.00
		1250_C	Recruiter	3,944	B	4,792	3.00	3.00
		1280_C	Employee Relations Representative	3,407	B	4,141	1.00	1.00
		TEMPM_E	Temporary - Miscellaneous	0	B	0	1.04	1.04
232029 HRD Workforce Development	10060 GF Work Order	0922_C	Manager I	4,168	B	5,321	1.00	1.00
		1230_C	Instructional Designer	3,755	B	4,566	2.00	2.00
		1232_C	Training Officer	3,407	B	4,141	3.00	3.00
		1823_C	Senior Administrative Analyst	3,773	B	4,585	1.00	1.00
232029 HRD Workforce Development	12550 SR Grants; GSF Continuing	1367_C	Special Assistant VIII	3,029	B	3,682	1.00	1.00
Division Total:							**20.04**	**20.04**
HRD Department Total							**242.86**	**252.81**

Department: HSA Human Services Agency

Division	Fund	Job Code	Job Title	Low	Type	High	2020-2021 FTE	2021-2022 FTE
149644 HSA Aging & Adult Svc (DAAS)	10000 GF Annual Account Ctrl	0922_C	Manager I	4,168	B	5,321	1.63	1.63
		0923_C	Manager II	4,476	B	5,713	7.00	7.00
		0931_C	Manager III	4,825	B	6,159	1.00	1.00
		0932_C	Manager IV	5,181	B	6,612	3.00	3.00
		0953_C	Deputy Director III	5,998	B	7,655	2.00	2.00
		0963_C	Department Head III	6,829	B	8,714	1.00	1.00
		1404_C	Clerk	2,002	B	2,432	10.00	10.00
		1406_C	Senior Clerk	2,076	B	2,525	1.00	1.00
		1408_C	Principal Clerk	2,740	B	3,331	3.00	3.00
		1426_C	Senior Clerk Typist	2,284	B	2,774	7.00	7.00
		1430_C	Transcriber Typist	2,284	B	2,774	1.00	1.00
		1432_C	Senior Transcriber Typist	2,517	B	3,059	1.00	1.00
		1454_C	Executive Secretary III	3,277	B	3,981	1.00	1.00
		1458_C	Legal Secretary I	2,921	B	3,550	6.00	6.00
		1460_C	Legal Secretary II	3,142	B	3,819	1.00	1.00
		1822_C	Administrative Analyst	3,237	B	3,935	4.00	4.00
		1827_C	Administrative Services Manager	3,812	B	4,633	1.00	1.00
		1842_C	Management Assistant	2,980	B	3,621	2.00	2.00
		2320_C	Registered Nurse	5,105	B	6,704	4.00	4.00
		2322_C	Nurse Manager	5,928	B	8,631	1.00	1.00
		2904_C	Human Services Technician	2,422	B	2,942	33.00	33.00
		2913_C	Program Specialist	3,158	B	3,839	6.00	6.00
		2914_C	Social Work Supervisor	3,299	B	4,010	20.00	20.00
		2917_C	Program Support Analyst	3,877	B	4,713	6.00	6.00
		2918_C	Human Services Agency Social Worker	2,322	B	3,569	94.00	94.00
		2920_C	Medical Social Worker	3,451	B	4,193	3.00	3.00
		2924_C	Medical Social Work Supervisor	3,855	B	4,685	1.00	1.00
		2940_C	Protective Services Worker	3,451	B	4,403	59.00	59.00
		2944_C	Protective Services Supervisor	3,877	B	4,950	14.00	14.00
		4230_C	Estate Investigator	3,135	B	3,812	22.00	22.00
		4231_C	Senior Estate Investigator	3,372	B	4,099	5.00	5.00
		4232_C	Veterans Claim Representative	3,158	B	3,839	5.00	5.00
		4233_C	Veterans Claims Representative Supervisor	3,540	B	4,303	1.00	1.00
		8106_C	Legal Process Clerk	2,175	B	2,643	1.00	1.00
		8173_C	Legal Assistant	3,091	B	3,755	3.00	3.00
		8177_C	Attorney (Civil/Criminal)	4,731	B	8,287	4.00	4.00
		8182_C	Head Attorney, Civil And Criminal	7,324	B	8,903	1.00	1.00
		TEMPM_E	Temporary - Miscellaneous	0	B	0	0.69	0.69
149644 HSA Aging & Adult Svc (DAAS)	10020 GF Continuing Authority Ctrl	1822_C	Administrative Analyst	3,237	B	3,935	2.00	2.00
		2917_C	Program Support Analyst	3,877	B	4,713	1.00	1.00
		2920_C	Medical Social Worker	3,451	B	4,193	1.00	1.00
		2940_C	Protective Services Worker	3,451	B	4,403	2.00	2.00
149644 HSA Aging & Adult Svc (DAAS)	12965 SR Nov 2016 Prop I Dignity	0923_C	Manager II	4,476	B	5,713	1.00	1.00
		0931_C	Manager III	4,825	B	6,159	1.00	1.00
		1404_C	Clerk	2,002	B	2,432	3.00	3.00
		1842_C	Management Assistant	2,980	B	3,621	1.00	1.00
		2846_C	Nutritionist	3,472	B	4,223	2.00	2.00
		2917_C	Program Support Analyst	3,877	B	4,713	2.00	2.00
		2918_C	Human Services Agency Social Worker	2,322	B	3,569	1.00	1.00
		2920_C	Medical Social Worker	3,451	B	4,193	10.00	10.00
		2924_C	Medical Social Work Supervisor	3,855	B	4,685	3.00	3.00
		2940_C	Protective Services Worker	3,451	B	4,403	5.00	5.00
Division Total:							**372.32**	**372.32**
149655 HSA Admin Support (HSA)	10000 GF Annual Account Ctrl	0922_C	Manager I	4,168	B	5,321	3.00	3.00
		0923_C	Manager II	4,476	B	5,713	5.00	5.00
		0931_C	Manager III	4,825	B	6,159	9.00	9.00
		0932_C	Manager IV	5,181	B	6,612	3.00	3.00
		0933_C	Manager V	5,586	B	7,132	3.00	3.00

Division	Fund	Job Code	Job Title	Low	Type	High	2020-2021 FTE	2021-2022 FTE
149655 HSA Admin Support (HSA)	10000 GF Annual Account Ctrl	0941_C	Manager VI	5,998	B	7,655	1.00	1.00
		0942_C	Manager VII	6,426	B	8,200	1.00	1.00
		0953_C	Deputy Director III	5,998	B	7,655	2.00	2.00
		0954_C	Deputy Director IV	6,829	B	8,714	3.00	3.00
		0965_C	Department Head V	9,742	B	12,433	1.00	1.00
		1031_C	IS Trainer-Assistant	2,669	B	3,245	1.00	1.00
		1032_C	IS Trainer-Journey	3,245	B	3,944	1.00	1.00
		1041_C	IS Engineer-Assistant	3,878	B	4,877	1.00	1.00
		1042_C	IS Engineer-Journey	4,294	B	5,401	4.00	4.00
		1043_C	IS Engineer-Senior	4,759	B	5,986	6.00	6.00
		1044_C	IS Engineer-Principal	5,120	B	6,440	5.00	5.00
		1051_C	IS Business Analyst-Assistant	2,992	B	3,763	1.00	1.00
		1052_C	IS Business Analyst	3,465	B	4,358	4.00	4.00
		1053_C	IS Business Analyst-Senior	4,011	B	5,046	18.00	18.00
		1054_C	IS Business Analyst-Principal	4,644	B	5,842	5.54	6.00
		1062_C	IS Programmer Analyst	2,992	B	3,763	2.00	2.00
		1063_C	IS Programmer Analyst-Senior	3,635	B	4,576	2.00	2.00
		1064_C	IS Programmer Analyst-Principal	4,233	B	5,326	2.00	2.00
		1070_C	IS Project Director	5,120	B	6,440	2.00	2.00
		1091_C	IT Operations Support Administrator I	2,273	B	2,816	3.00	3.00
		1092_C	IT Operations Support Administrator II	2,669	B	3,308	9.00	9.00
		1093_C	IT Operations Support Administrator III	3,245	B	4,021	6.00	6.00
		1094_C	IT Operations Support Administrator IV	3,944	B	4,887	3.00	3.00
		1095_C	IT Operations Support Administrator V	4,242	B	5,260	1.00	1.00
		1202_C	Personnel Clerk	2,228	B	2,709	3.00	3.00
		1203_C	Personnel Technician	2,703	B	3,286	1.00	1.00
		1204_C	Senior Personnel Clerk	2,579	B	3,135	6.00	6.00
		1220_C	Payroll and Personnel Clerk	2,560	B	3,112	5.00	5.00
		1224_C	Principal Payroll And Personnel Clerk	3,097	B	3,763	2.00	2.00
		1232_C	Training Officer	3,407	B	4,141	9.00	9.00
		1241_C	Human Resources Analyst	2,791	B	4,107	13.00	13.00
		1244_C	Senior Human Resources Analyst	3,944	B	4,792	11.00	11.00
		1246_C	Principal Human Resources Analyst	4,677	B	5,685	1.00	1.00
		1404_C	Clerk	2,002	B	2,432	10.00	10.00
		1406_C	Senior Clerk	2,076	B	2,525	8.00	8.00
		1408_C	Principal Clerk	2,740	B	3,331	4.00	4.00
		1426_C	Senior Clerk Typist	2,284	B	2,774	3.00	3.00
		1446_C	Secretary II	2,517	B	3,059	1.00	1.00
		1452_C	Executive Secretary II	3,015	B	3,665	1.00	1.00
		1454_C	Executive Secretary III	3,277	B	3,981	1.00	1.00
		1630_C	Account Clerk	2,147	B	2,610	18.00	18.00
		1632_C	Senior Account Clerk	2,487	B	3,021	25.00	25.00
		1634_C	Principal Account Clerk	2,809	B	3,414	6.00	6.00
		1652_C	Accountant II	3,002	B	3,646	3.00	3.00
		1654_C	Accountant III	3,631	B	4,413	4.00	4.00
		1657_C	Accountant IV	4,202	B	5,107	1.00	1.00
		1706_C	Telephone Operator	1,987	B	2,416	3.00	3.00
		1760_C	Offset Machine Operator	2,317	B	2,816	1.00	1.00
		1820_C	Junior Administrative Analyst	2,461	B	2,992	2.00	2.00
		1822_C	Administrative Analyst	3,237	B	3,935	11.00	11.00
		1823_C	Senior Administrative Analyst	3,773	B	4,585	14.00	14.00
		1824_C	Principal Administrative Analyst	4,367	B	5,309	10.00	10.00
		1827_C	Administrative Services Manager	3,812	B	4,633	1.00	1.00
		1840_C	Junior Management Assistant	2,623	B	3,190	1.00	1.00
		1842_C	Management Assistant	2,980	B	3,621	6.00	6.00
		1934_C	Storekeeper	2,191	B	2,662	1.00	1.00
		2905_C	Human Services Agency Senior Eligibility Worker	2,254	B	3,463	1.00	1.00
		2913_C	Program Specialist	3,158	B	3,839	36.00	36.00
		2917_C	Program Support Analyst	3,877	B	4,713	10.00	10.00

Division	Fund	Job Code	Job Title	Low	Type	High	2020-2021 FTE	2021-2022 FTE
149655 HSA Admin Support (HSA)	10000 GF Annual Account Ctrl	2966_C	Welfare Fraud Investigator	3,682	B	4,476	6.00	6.00
		2967_C	Supervising Welfare Fraud Investigator	4,002	B	4,863	1.00	1.00
		4308_C	Senior Collections Officer	2,774	B	3,372	6.00	6.00
		4366_C	Collection Supervisor	2,987	B	3,631	1.00	1.00
		6138_C	Industrial Hygienist	4,390	B	5,336	1.00	1.00
		7203_C	Buildings And Grounds Maintenance Supervisor	4,814	B	4,814	1.00	1.00
		7219_C	Maintenance Scheduler	2,809	B	3,414	1.00	1.00
		7333_C	Apprentice Stationary Engineer II	2,517	B	3,676	1.00	1.00
		7334_C	Stationary Engineer	3,869	B	3,869	2.00	2.00
		7335_C	Senior Stationary Engineer	4,385	B	4,385	2.00	2.00
		7524_C	Institution Utility Worker	1,997	B	2,427	6.00	6.00
		8177_C	Attorney (Civil/Criminal)	4,731	B	8,287	1.00	1.00
		8603_C	Emergency Services Coord III	3,926	B	4,772	1.00	1.00
		9251_C	Public Relations Manager	4,721	B	5,740	1.00	1.00
		9252_C	Communications Specialist	3,659	B	4,903	3.00	3.00
		TEMPM_E	Temporary - Miscellaneous	0	B	0	1.44	1.44
149655 HSA Admin Support (HSA)	12920 SR Human Welfare-Grants Sta	0941_C	Manager VI	5,998	B	7,655	1.00	1.00
Division Total:							**376.98**	**377.44**
149665 HSA Human Services (DHS)	10000 GF Annual Account Ctrl	0922_C	Manager I	4,168	B	5,321	3.00	3.00
		0923_C	Manager II	4,476	B	5,713	28.00	28.00
		0931_C	Manager III	4,825	B	6,159	6.00	6.00
		0932_C	Manager IV	5,181	B	6,612	7.00	7.00
		0941_C	Manager VI	5,998	B	7,655	1.00	1.00
		1402_C	Junior Clerk	1,838	B	2,233	20.00	20.00
		1404_C	Clerk	2,002	B	2,432	87.00	87.00
		1406_C	Senior Clerk	2,076	B	2,525	59.00	59.00
		1408_C	Principal Clerk	2,740	B	3,331	11.00	11.00
		1426_C	Senior Clerk Typist	2,284	B	2,774	57.00	57.00
		1444_C	Secretary I	2,175	B	2,643	2.00	2.00
		1446_C	Secretary II	2,517	B	3,059	3.00	3.00
		1450_C	Executive Secretary I	2,740	B	3,331	1.00	1.00
		1820_C	Junior Administrative Analyst	2,461	B	2,992	4.00	4.00
		1822_C	Administrative Analyst	3,237	B	3,935	10.00	10.00
		1823_C	Senior Administrative Analyst	3,773	B	4,585	6.77	7.00
		1824_C	Principal Administrative Analyst	4,367	B	5,309	1.00	1.00
		1840_C	Junior Management Assistant	2,623	B	3,190	5.00	5.00
		1842_C	Management Assistant	2,980	B	3,621	10.00	10.00
		1844_C	Senior Management Assistant	3,414	B	4,150	1.00	1.00
		2110_C	Medical Records Clerk	2,361	B	2,871	4.00	4.00
		2230_C	Physician Specialist	6,955	B	9,848	4.00	4.00
		2232_C	Senior Physician Specialist	7,668	B	10,599	0.75	0.75
		2574_C	Clinical Psychologist	3,994	B	4,853	9.00	9.00
		2576_C	Supervising Clinical Psychologist	4,454	B	5,414	1.00	1.00
		2586_C	Health Worker II	2,273	B	2,761	2.00	2.00
		2904_C	Human Services Technician	2,422	B	2,942	36.00	36.00
		2905_C	Human Services Agency Senior Eligibility Worker	2,254	B	3,463	525.00	525.00
		2907_C	Eligibility Worker Supervisor	3,158	B	3,839	74.00	74.00
		2913_C	Program Specialist	3,158	B	3,839	65.50	65.50
		2914_C	Social Work Supervisor	3,299	B	4,010	11.00	11.00
		2915_C	Program Specialist Supervisor	3,655	B	4,445	1.00	1.00
		2916_C	Social Work Specialist	3,158	B	3,839	73.00	73.00
		2917_C	Program Support Analyst	3,877	B	4,713	25.00	25.00
		2918_C	Human Services Agency Social Worker	2,322	B	3,569	62.00	62.00
		2919_C	Child Care Specialist	1,838	B	2,233	6.00	6.00
		2932_C	Senior Behavioral Health Clinician	3,602	B	4,377	2.00	2.00

Division	Fund	Job Code	Job Title	Low	Type	High	2020-2021 FTE	2021-2022 FTE
149665 HSA Human Services (DHS)	10000 GF Annual Account Ctrl	2935_C	Senior Marriage, Family & Child Counselor	3,602	B	4,377	1.00	1.00
		2940_C	Protective Services Worker	3,451	B	4,403	158.00	158.00
		2944_C	Protective Services Supervisor	3,877	B	4,950	33.00	33.00
		9703_C	HSA Employment & Training Specialist II	2,345	B	3,672	89.00	89.00
		9704_C	Employment & Training Specialist III	3,097	B	3,763	63.00	63.00
		9705_C	Employment & Training Specialist IV	3,414	B	4,150	21.00	21.00
		9706_C	Employment & Training Specialist V	3,763	B	4,574	4.00	4.00
		TEMPM_E	Temporary - Miscellaneous	0	B	0	27.30	32.97
149665 HSA Human Services (DHS)	10020 GF Continuing Authority Ctrl	2905_C	Human Services Agency Senior Eligibility Worker	2,254	B	3,463	2.00	2.00
		TEMPM_E	Temporary - Miscellaneous	0	B	0	51.21	52.96
Division Total:							**1,673.53**	**1,681.18**
186644 HSA Early Care & Education	10000 GF Annual Account Ctrl	0931_C	Manager III	4,825	B	6,159	1.00	1.00
		0961_C	Department Head I	5,181	B	6,612	0.67	0.67
		1822_C	Administrative Analyst	3,237	B	3,935	2.00	2.00
		1823_C	Senior Administrative Analyst	3,773	B	4,585	4.00	4.00
		1824_C	Principal Administrative Analyst	4,367	B	5,309	1.00	1.00
		1842_C	Management Assistant	2,980	B	3,621	1.00	1.00
		1844_C	Senior Management Assistant	3,414	B	4,150	1.00	1.00
186644 HSA Early Care & Education	11140 SR PEEF Annual Contr-EarlyCare	0923_C	Manager II	4,476	B	5,713	2.00	2.00
		0961_C	Department Head I	5,181	B	6,612	0.33	0.33
		1822_C	Administrative Analyst	3,237	B	3,935	3.00	3.00
		1823_C	Senior Administrative Analyst	3,773	B	4,585	1.00	1.00
		2917_C	Program Support Analyst	3,877	B	4,713	1.00	1.00
186644 HSA Early Care & Education	11201 SR Comm Rnt GR Tx for OECE	TEMPM_E	Temporary - Miscellaneous	0	B	0	4.72	0.00
Division Total:							**22.72**	**18.00**
HSA Department Total							**2,445.55**	**2,448.94**

Department: HSS Health Service System

Division	Fund	Job Code	Job Title	Low	Type	High	2020-2021 FTE	2021-2022 FTE
291644 HSS Health Service System	10000 GF Annual Account Ctrl	0923_C	Manager II	4,476	B	5,713	0.74	0.74
		0931_C	Manager III	4,825	B	6,159	2.00	2.00
		0932_C	Manager IV	5,181	B	6,612	1.00	1.00
		0953_C	Deputy Director III	5,998	B	7,655	2.00	2.00
		0963_C	Department Head III	6,829	B	8,714	1.00	1.00
		1052_C	IS Business Analyst	3,465	B	4,358	1.00	1.00
		1053_C	IS Business Analyst-Senior	4,011	B	5,046	0.75	0.75
		1054_C	IS Business Analyst-Principal	4,644	B	5,842	2.00	2.00
		1209_C	Benefits Technician	2,356	B	2,865	5.00	5.00
		1210_C	Benefits Analyst	2,796	B	3,399	14.00	14.00
		1404_C	Clerk	2,002	B	2,432	1.00	1.00
		1632_C	Senior Account Clerk	2,487	B	3,021	2.00	2.00
		1652_C	Accountant II	3,002	B	3,646	1.00	1.00
		1654_C	Accountant III	3,631	B	4,413	1.00	1.00
		1813_C	Senior Benefits Analyst	3,382	B	4,111	4.00	4.00
		1823_C	Senior Administrative Analyst	3,773	B	4,585	0.90	0.90
		1824_C	Principal Administrative Analyst	4,367	B	5,309	2.00	2.00
		1842_C	Management Assistant	2,980	B	3,621	1.00	1.00
		1844_C	Senior Management Assistant	3,414	B	4,150	2.00	2.00
		2593_C	Health Program Coordinator III	3,755	B	4,566	2.00	2.00
		2594_C	Employee Assistance Counselor	3,451	B	4,193	2.00	2.00
		2595_C	Senior Employee Assistance Counselor	3,602	B	4,377	1.00	1.00
		2819_C	Assistant Health Educator	3,002	B	3,646	1.00	1.00
		2820_C	Senior Health Program Planner	3,915	B	4,757	2.00	2.00
		TEMPM_E	Temporary - Miscellaneous	0	B	0	0.11	0.11
291644 HSS Health Service System	31190 HSS ADMIN GF SUPPORT FD	0923_C	Manager II	4,476	B	5,713	1.26	1.26
		0931_C	Manager III	4,825	B	6,159	2.00	2.00
		1053_C	IS Business Analyst-Senior	4,011	B	5,046	0.25	0.25
		1813_C	Senior Benefits Analyst	3,382	B	4,111	1.00	1.00
		1823_C	Senior Administrative Analyst	3,773	B	4,585	0.10	0.10
		1824_C	Principal Administrative Analyst	4,367	B	5,309	1.00	1.00
		2820_C	Senior Health Program Planner	3,915	B	4,757	1.00	1.00
		2822_C	Health Educator	3,472	B	4,223	1.00	1.00
Division Total:							**60.11**	**60.11**
HSS Department Total							**60.11**	**60.11**

Department: JUV Juvenile Probation

Division	Fund	Job Code	Job Title	Low	Type	High	2020-2021 FTE	2021-2022 FTE
232034 JUV Probation Services	10000 GF Annual Account Ctrl	1426_C	Senior Clerk Typist	2,284	B	2,774	4.00	4.00
		1430_C	Transcriber Typist	2,284	B	2,774	2.00	2.00
		1444_C	Secretary I	2,175	B	2,643	2.00	2.00
		1823_C	Senior Administrative Analyst	3,773	B	4,585	1.00	1.00
		2910_C	Social Worker	2,560	B	3,112	2.00	2.00
		8414_S	Supervising Probation Officer, Juvenile Court	4,111	B	4,996	7.00	7.00
		8416_S	Director, Probation Services	4,168	B	5,321	1.00	1.00
		8444_S	Deputy Probation Officer	2,763	B	4,481	4.00	4.00
		8530_P	Deputy Probation Officer (SFERS)	2,763	B	4,481	10.00	10.00
		8540_P	Sr Supervising Probation Officer, Juv Prob (SFERS)	4,519	B	5,491	1.00	1.00
		9706_C	Employment & Training Specialist V	3,763	B	4,574	1.00	1.00
		9774_C	Senior Community Development Specialist I	3,550	B	4,315	1.00	1.00
232034 JUV Probation Services	11160 SR Child Youth&Fam-Grants Sta	2910_C	Social Worker	2,560	B	3,112	1.00	1.00
232034 JUV Probation Services	13720 SR Public Protection-Grant Sta	1824_C	Principal Administrative Analyst	4,367	B	5,309	1.00	1.00
		2910_C	Social Worker	2,560	B	3,112	2.00	2.00
		8444_S	Deputy Probation Officer	2,763	B	4,481	18.00	18.00
		9708_C	Employment & Training Specialist VI	4,463	B	5,424	1.00	1.00
Division Total:							**59.00**	**59.00**
232035 JUV Juvenile Hall	10000 GF Annual Account Ctrl	0923_S	Manager II	4,476	B	5,713	1.00	1.00
		1444_C	Secretary I	2,175	B	2,643	1.00	1.00
		2604_C	Food Service Worker	1,812	B	2,312	6.00	6.00
		2620_C	Food Service Manager Administrator	3,112	B	3,781	1.00	1.00
		2654_C	Cook	2,427	B	2,949	4.00	4.00
		2770_C	Senior Laundry Worker	2,031	B	2,467	2.00	2.00
		8316_S	Assistant Counselor	2,254	B	2,740	2.00	2.00
		8318_S	Counselor II	3,091	B	3,755	6.00	6.00
		8320_S	Counselor, Juvenile Hall	2,567	B	3,120	37.25	37.25
		8322_S	Senior Counselor, Juvenile Hall	3,324	B	4,041	8.00	8.00
		8324_S	Supervising Counselor, Juvenile Court	3,423	B	4,159	1.00	1.00
		8562_P	Counselor, Juvenile Hall (SFERS)	2,567	B	3,120	16.00	16.00
		TEMPM_E	Temporary - Miscellaneous	0	B	0	3.87	2.43
Division Total:							**89.12**	**87.68**
232036 JUV Children'S Baseline	10000 GF Annual Account Ctrl	1444_C	Secretary I	2,175	B	2,643	1.00	1.00
		1822_C	Administrative Analyst	3,237	B	3,935	1.00	1.00
		2654_C	Cook	2,427	B	2,949	2.00	2.00
		7341_C	Stationary Engineer, Water Treatment Plant	4,216	B	4,216	1.00	1.00
		7524_C	Institution Utility Worker	1,997	B	2,427	1.00	1.00
		8322_S	Senior Counselor, Juvenile Hall	3,324	B	4,041	3.00	3.00
		TEMPM_E	Temporary - Miscellaneous	0	B	0	0.75	0.75
232036 JUV Children'S Baseline	13720 SR Public Protection-Grant Sta	8321_S	Counselor, Log Cabin Ranch	2,761	B	3,356	3.00	3.00
		8322_S	Senior Counselor, Juvenile Hall	3,324	B	4,041	1.00	1.00
		8326_S	Assistant Director, Log Cabin Ranch	3,299	B	4,010	1.00	1.00
		8564_P	Counselor, Log Cabin Ranch (SFERS)	2,761	B	3,356	2.00	2.00
Division Total:							**16.75**	**16.75**
232040 JUV General	10000 GF Annual Account Ctrl	0931_C	Manager III	4,825	B	6,159	2.00	2.00
		0953_C	Deputy Director III	5,998	B	7,655	1.00	1.00
		0953_S	Deputy Director III	5,998	B	7,655	1.00	1.00
		0963_S	Department Head III	6,829	B	8,714	1.00	1.00
		1043_C	IS Engineer-Senior	4,759	B	5,986	1.00	1.00
		1052_C	IS Business Analyst	3,465	B	4,358	1.00	1.00
		1053_C	IS Business Analyst-Senior	4,011	B	5,046	2.00	2.00
		1070_C	IS Project Director	5,120	B	6,440	1.00	1.00
		1092_C	IT Operations Support Administrator II	2,669	B	3,308	1.00	1.00
		1222_C	Senior Payroll And Personnel Clerk	2,809	B	3,414	2.00	2.00
		1241_C	Human Resources Analyst	2,791	B	4,107	1.00	1.00
		1244_C	Senior Human Resources Analyst	3,944	B	4,792	1.00	1.00

Division	Fund	Job Code	Job Title	Low	Type	High	2020-2021 FTE	2021-2022 FTE
232040 JUV General	10000 GF Annual Account Ctrl	1454_C	Executive Secretary III	3,277	B	3,981	1.00	1.00
		1549_C	Secretary, Juvenile Probation Commission	2,956	B	3,595	0.50	0.50
		1632_C	Senior Account Clerk	2,487	B	3,021	1.00	1.00
		1634_C	Principal Account Clerk	2,809	B	3,414	1.00	1.00
		1654_C	Accountant III	3,631	B	4,413	1.00	1.00
		1657_C	Accountant IV	4,202	B	5,107	1.00	1.00
		1822_C	Administrative Analyst	3,237	B	3,935	1.00	1.00
		1823_C	Senior Administrative Analyst	3,773	B	4,585	2.00	2.00
		1824_C	Principal Administrative Analyst	4,367	B	5,309	1.00	1.00
		1842_C	Management Assistant	2,980	B	3,621	1.00	1.00
		1936_C	Senior Storekeeper	2,333	B	2,837	1.00	1.00
		2708_C	Custodian	2,092	B	2,541	5.00	5.00
		2716_C	Custodial Assistant Supervisor	2,300	B	2,796	1.00	1.00
		7120_C	Buildings And Grounds Maintenance Superintendent	5,634	B	5,634	1.00	1.00
		7205_C	Chief Stationary Engineer	4,909	B	4,909	1.00	1.00
		7334_C	Stationary Engineer	3,869	B	3,869	5.00	5.00
		7524_C	Institution Utility Worker	1,997	B	2,427	4.00	4.00
		8444_S	Deputy Probation Officer	2,763	B	4,481	1.00	1.00
		TEMPM_E	Temporary - Miscellaneous	0	B	0	0.28	0.28
232040 JUV General	13720 SR Public Protection-Grant Sta	0922_C	Manager I	4,168	B	5,321	1.00	1.00
		1823_C	Senior Administrative Analyst	3,773	B	4,585	1.00	1.00
		5502_C	Project Manager I	5,697	B	5,697	1.00	1.00
Division Total:							**47.78**	**47.78**
JUV Department Total							**212.65**	**211.21**

Department: LIB Public Library

Division	Fund	Job Code	Job Title	Low	Type	High	2020-2021 FTE	2021-2022 FTE
232048 LIB Public Library	13140 SR Public Library Preserv	0922_C	Manager I	4,168	B	5,321	2.00	2.00
		0923_C	Manager II	4,476	B	5,713	4.00	4.00
		0931_C	Manager III	4,825	B	6,159	1.00	1.00
		0932_C	Manager IV	5,181	B	6,612	2.00	2.00
		0952_C	Deputy Director II	4,825	B	6,159	6.00	6.00
		0953_C	Deputy Director III	5,998	B	7,655	1.00	1.00
		0964_C	Department Head IV	7,844	B	10,010	1.00	1.00
		1042_C	IS Engineer-Journey	4,294	B	5,401	4.00	4.00
		1043_C	IS Engineer-Senior	4,759	B	5,986	2.00	2.00
		1053_C	IS Business Analyst-Senior	4,011	B	5,046	1.00	1.00
		1061_C	IS Program Analyst-Assistant	2,770	B	3,478	2.00	2.00
		1062_C	IS Programmer Analyst	2,992	B	3,763	2.00	2.00
		1063_C	IS Programmer Analyst-Senior	3,635	B	4,576	1.00	1.00
		1070_C	IS Project Director	5,120	B	6,440	1.00	1.00
		1093_C	IT Operations Support Administrator III	3,245	B	4,021	7.00	7.00
		1094_C	IT Operations Support Administrator IV	3,944	B	4,887	1.00	1.00
		1095_C	IT Operations Support Administrator V	4,242	B	5,260	1.00	1.00
		1202_C	Personnel Clerk	2,228	B	2,709	1.00	1.00
		1204_C	Senior Personnel Clerk	2,579	B	3,135	1.00	1.00
		1222_C	Senior Payroll And Personnel Clerk	2,809	B	3,414	3.00	3.00
		1241_C	Human Resources Analyst	2,791	B	4,107	2.00	2.00
		1244_C	Senior Human Resources Analyst	3,944	B	4,792	5.00	5.00
		1314_C	Public Relations Officer	3,561	B	4,328	1.00	1.00
		1406_C	Senior Clerk	2,076	B	2,525	1.00	1.00
		1436_C	Braillist	2,185	B	2,656	0.50	0.50
		1452_C	Executive Secretary II	3,015	B	3,665	1.00	1.00
		1544_C	Secretary, Library Commission	3,595	B	4,367	1.00	1.00
		1630_C	Account Clerk	2,147	B	2,610	1.00	1.00
		1632_C	Senior Account Clerk	2,487	B	3,021	1.00	1.00
		1634_C	Principal Account Clerk	2,809	B	3,414	1.00	1.00
		1654_C	Accountant III	3,631	B	4,413	1.00	1.00
		1657_C	Accountant IV	4,202	B	5,107	1.00	1.00
		1766_C	Media Production Technician	2,374	B	2,885	3.00	3.00
		1769_C	Media Production Supervisor	3,430	B	4,168	1.00	1.00
		1771_C	Media Production Specialist	2,703	B	3,286	1.00	1.00
		1820_C	Junior Administrative Analyst	2,461	B	2,992	3.00	3.00
		1822_C	Administrative Analyst	3,237	B	3,935	3.00	3.00
		1823_C	Senior Administrative Analyst	3,773	B	4,585	1.00	1.00
		1824_C	Principal Administrative Analyst	4,367	B	5,309	2.00	2.00
		1840_C	Junior Management Assistant	2,623	B	3,190	6.00	6.00
		1842_C	Management Assistant	2,980	B	3,621	4.00	4.00
		1844_C	Senior Management Assistant	3,414	B	4,150	1.00	1.00
		1926_C	Senior Materials And Supplies Supervisor	2,254	B	2,740	1.00	1.00
		2708_C	Custodian	2,092	B	2,541	51.00	51.00
		2716_C	Custodial Assistant Supervisor	2,300	B	2,796	5.00	5.00
		2718_C	Custodial Supervisor	2,535	B	3,083	1.00	1.00
		3374_C	Volunteer/Outreach Coordinator	2,844	B	3,457	1.00	1.00
		3522_C	Senior Museum Preparator	2,333	B	2,837	1.00	1.00
		3542_C	Curator II	2,905	B	3,531	2.00	2.00
		3602_C	Library Page	1,861	B	2,259	139.50	139.50
		3610_C	Library Assistant	2,284	B	2,774	67.00	67.00
		3616_C	Library Technical Assistant I	2,687	B	3,266	65.00	65.00
		3618_C	Library Technical Assistant II	2,921	B	3,550	47.00	47.00
		3620_C	Conservation Technician I	2,687	B	3,266	3.00	3.00
		3621_C	Conservation Technician II	2,921	B	3,550	1.00	1.00
		3630_C	Librarian I	3,129	B	3,803	151.00	151.00
		3632_C	Librarian II	3,463	B	4,210	60.00	60.00
		3634_C	Librarian III	3,819	B	4,642	17.00	17.00

Division	Fund	Job Code	Job Title	Low	Type	High	2020-2021 FTE	2021-2022 FTE
232048 LIB Public Library	13140 SR Public Library Preserv	5322_C	Graphic Artist	2,366	B	3,021	2.50	2.50
		5330_C	Graphics Supervisor	3,229	B	3,926	1.00	1.00
		7120_C	Buildings And Grounds Maintenance Superintendent	5,634	B	5,634	1.00	1.00
		7205_C	Chief Stationary Engineer	4,909	B	4,909	1.00	1.00
		7215_C	General Laborer Supervisor I	2,667	B	3,242	1.00	1.00
		7334_C	Stationary Engineer	3,869	B	3,869	7.00	7.00
		7335_C	Senior Stationary Engineer	4,385	B	4,385	2.00	2.00
		7344_C	Carpenter	3,203	B	3,893	1.00	1.00
		7345_C	Electrician	3,602	B	4,377	1.00	1.00
		7355_C	Truck Driver	2,894	B	3,684	5.50	5.50
		7514_C	General Laborer	2,361	B	2,871	1.00	1.00
		8207_C	Building And Grounds Patrol Officer	2,333	B	2,837	26.50	26.50
		8211_C	Supervising Building and Grounds Patrol Officer	2,583	B	3,139	3.00	3.00
		9251_C	Public Relations Manager	4,721	B	5,740	1.00	1.00
		9912_C	Public Service Aide - Technical	1,333	B	1,432	0.50	0.50
		TEMPM_E	Temporary - Miscellaneous	0	B	0	7.96	8.26
Division Total:							**760.96**	**761.26**
LIB Department Total							**760.96**	**761.26**

Department: LLB Law Library

Division	Fund	Job Code	Job Title	Low	Type	High	2020-2021 FTE	2021-2022 FTE
232051 LLB Law Library	10000 GF Annual Account Ctrl	0170_C	Assistant Law Librarian	5,202	B	5,202	1.00	1.00
		0180_C	Law Librarian	7,082	B	7,082	1.00	1.00
		0190_C	Bookbinder	3,426	B	3,426	1.00	1.00
Division Total:							**3.00**	**3.00**
LLB Department Total							**3.00**	**3.00**

Department: MTA Municipal Transprtn Agncy

Division	Fund	Job Code	Job Title	Low	Type	High	2020-2021 FTE	2021-2022 FTE
103745 MTASM Street Management	22260 MTA TS Op Annual Account Ctrl	1312_C	Public Information Officer	2,987	B	3,631	0.77	1.00
		1406_C	Senior Clerk	2,076	B	2,525	2.00	2.00
		1410_C	Chief Clerk	3,142	B	3,819	1.00	1.00
		1822_C	Administrative Analyst	3,237	B	3,935	0.77	1.00
		1824_C	Principal Administrative Analyst	4,367	B	5,309	2.00	2.00
		1842_C	Management Assistant	2,980	B	3,621	1.00	1.00
		1844_C	Senior Management Assistant	3,414	B	4,150	1.00	1.00
		5289_C	Transportation Planner III	3,926	B	4,772	1.00	1.00
		8121_C	Transit Fare Inspector Supervisor/Investigator	3,245	B	3,944	8.00	8.00
		8214_C	Parking Control Officer	2,197	B	2,830	10.00	10.00
		9124_C	Senior Transit Information Clerk	2,649	B	3,221	2.00	2.00
		9132_C	Transit Fare Inspector	2,592	B	3,151	44.00	44.00
		9172_C	Manager II, MTA	4,168	B	5,321	1.00	1.00
		9174_C	Manager IV, MTA	4,825	B	6,159	2.00	2.00
		9177_C	Manager III, MTA	4,476	B	5,713	1.00	1.00
		9179_C	Manager V, MTA	5,181	B	6,612	1.00	1.00
		9708_C	Employment & Training Specialist VI	4,463	B	5,424	1.00	1.00
		9910_C	Public Service Trainee	0	C	0	37.40	42.00
		9914_C	Public Service Aide - Administration	1,694	B	1,694	3.00	3.00
		TEMPM_E	Temporary - Miscellaneous	0	B	0	0.14	0.14
103745 MTASM Street Management	22265 MTA OH OPR AGENCYWIDE NEW	9174_C	Manager IV, MTA	4,825	B	6,159	1.00	1.00
103745 MTASM Street Management	22305 MTA TS OPR PROJ SUP-PSF NEW	1822_C	Administrative Analyst	3,237	B	3,935	1.00	1.00
		1823_C	Senior Administrative Analyst	3,773	B	4,585	1.00	1.00
		1824_C	Principal Administrative Analyst	4,367	B	5,309	1.00	1.00
		3630_C	Librarian I	3,129	B	3,803	1.00	1.00
		5277_C	Planner I	2,721	B	3,308	4.00	4.00
		5283_C	Planner V	5,524	B	6,713	2.00	2.00
		5288_C	Transportation Planner II	3,308	B	4,021	8.00	8.00
		5289_C	Transportation Planner III	3,926	B	4,772	6.00	6.00
		5290_C	Transportation Planner IV	4,655	B	5,657	4.00	4.00
		5298_C	Planner III-Environmental Review	3,926	B	4,772	1.00	1.00
		9174_C	Manager IV, MTA	4,825	B	6,159	1.00	1.00
		9180_C	Manager VI, MTA	5,586	B	7,132	1.00	1.00
		9182_C	Manager VIII, MTA	6,426	B	8,200	1.00	1.00
		TEMPM_E	Temporary - Miscellaneous	0	B	0	2.78	2.78
103745 MTASM Street Management	22870 MTA SS Op Annual Account Ctrl	1091_C	IT Operations Support Administrator I	2,273	B	2,816	2.00	2.00
		1312_C	Public Information Officer	2,987	B	3,631	1.00	1.00
		1406_C	Senior Clerk	2,076	B	2,525	5.00	5.00
		1408_C	Principal Clerk	2,740	B	3,331	4.00	4.00
		1410_C	Chief Clerk	3,142	B	3,819	1.00	1.00
		1424_C	Clerk Typist	2,082	B	2,530	2.00	2.00
		1426_C	Senior Clerk Typist	2,284	B	2,774	2.00	2.00
		1452_C	Executive Secretary II	3,015	B	3,665	1.00	1.00
		1704_C	Communications Dispatcher I	2,212	B	2,687	15.00	15.00
		1705_C	Communications Dispatcher II	2,452	B	2,980	6.00	6.00
		1708_C	Senior Telephone Operator	2,191	B	2,662	1.00	1.00
		1822_C	Administrative Analyst	3,237	B	3,935	4.00	4.00
		1823_C	Senior Administrative Analyst	3,773	B	4,585	7.77	8.00
		1824_C	Principal Administrative Analyst	4,367	B	5,309	6.00	6.00
		1840_C	Junior Management Assistant	2,623	B	3,190	2.00	2.00
		1842_C	Management Assistant	2,980	B	3,621	3.00	3.00
		1844_C	Senior Management Assistant	3,414	B	4,150	3.00	3.00
		1934_C	Storekeeper	2,191	B	2,662	2.00	2.00
		1936_C	Senior Storekeeper	2,333	B	2,837	2.00	2.00
		1942_C	Assistant Materials Coordinator	3,682	B	4,476	1.00	1.00
		5203_C	Assistant Engineer	3,754	B	4,563	7.00	7.00

Division	Fund	Job Code	Job Title	Low	Type	High	2020-2021 FTE	2021-2022 FTE
103745 MTASM Street Management	22870 MTA SS Op Annual Account Ctrl	5207_C	Associate Engineer	4,369	B	5,311	4.00	4.00
		5211_C	Engineer/Architect/Landscape Architect Senior	5,856	B	7,117	3.00	3.00
		5212_C	Engineer/Architect Principal	6,796	B	8,262	1.00	1.00
		5241_C	Engineer	5,058	B	6,150	6.00	6.00
		5277_C	Planner I	2,721	B	3,308	1.00	1.00
		5283_C	Planner V	5,524	B	6,713	1.00	1.00
		5288_C	Transportation Planner II	3,308	B	4,021	3.54	4.00
		5289_C	Transportation Planner III	3,926	B	4,772	2.77	3.00
		5290_C	Transportation Planner IV	4,655	B	5,657	4.77	5.00
		5302_C	Traffic Survey Technician	2,735	B	3,324	9.00	9.00
		5303_C	Supervisor, Traffic And Street Signs	3,595	B	4,367	3.00	3.00
		5306_C	Traffic Sign Manager	4,251	B	5,166	1.00	1.00
		5366_C	Engineering Associate II	3,561	B	4,328	2.00	2.00
		6231_C	Senior Street Inspector	3,423	B	4,159	2.00	2.00
		7242_C	Painter Supervisor I	3,350	B	4,291	4.00	4.00
		7243_C	Parking Meter Repairer Supervisor I	3,158	B	3,839	4.00	4.00
		7258_C	Maintenance Machinist Supervisor I	5,114	B	5,114	1.00	1.00
		7332_C	Maintenance Machinist	3,308	B	4,015	2.00	2.00
		7346_C	Painter	2,949	B	3,583	19.00	19.00
		7410_C	Automotive Service Worker	2,432	B	2,956	1.00	1.00
		7432_C	Electrical Line Helper	2,963	B	3,602	2.00	2.00
		7444_C	Parking Meter Repairer	2,714	B	3,299	19.00	19.00
		7457_C	Sign Worker	2,504	B	3,044	22.00	22.00
		8121_C	Transit Fare Inspector Supervisor/Investigator	3,245	B	3,944	1.00	1.00
		8214_C	Parking Control Officer	2,197	B	2,830	352.76	377.38
		8216_C	Senior Parking Control Officer	2,623	B	3,382	42.08	44.54
		8219_C	Parking Enforcement Administrator	3,526	B	4,283	3.00	3.00
		9145_C	Traffic Signal Electrician	4,812	B	4,812	13.00	13.00
		9147_C	Traffic Signal Electrician Supervisor I	5,405	B	5,405	2.00	2.00
		9149_C	Traffic Signal Electrician Supervisor II	6,038	B	6,038	2.00	2.00
		9172_C	Manager II, MTA	4,168	B	5,321	6.00	6.00
		9174_C	Manager IV, MTA	4,825	B	6,159	1.00	1.00
		9177_C	Manager III, MTA	4,476	B	5,713	4.00	4.00
		9179_C	Manager V, MTA	5,181	B	6,612	4.00	4.00
		9180_C	Manager VI, MTA	5,586	B	7,132	4.00	4.00
		9182_C	Manager VIII, MTA	6,426	B	8,200	2.00	2.00
		9187_C	Deputy Dir II, MTA	7,271	B	9,278	1.00	1.00
		9504_C	Permit and Citation Clerk	2,541	B	3,091	1.00	1.00
		TEMPM_E	Temporary - Miscellaneous	0	B	0	25.21	25.21
103745 MTASM Street Management	23390 MTA SS OPR PROJ SUPPORT-PSF	1822_C	Administrative Analyst	3,237	B	3,935	1.00	1.00
		1823_C	Senior Administrative Analyst	3,773	B	4,585	1.00	1.00
		1824_C	Principal Administrative Analyst	4,367	B	5,309	1.00	1.00
		5203_C	Assistant Engineer	3,754	B	4,563	21.00	21.00
		5207_C	Associate Engineer	4,369	B	5,311	18.00	18.00
		5211_C	Engineer/Architect/Landscape Architect Senior	5,856	B	7,117	2.00	2.00
		5241_C	Engineer	5,058	B	6,150	7.00	7.00
		5288_C	Transportation Planner II	3,308	B	4,021	7.00	7.00
		5289_C	Transportation Planner III	3,926	B	4,772	5.00	5.00
		5290_C	Transportation Planner IV	4,655	B	5,657	2.00	2.00
		5302_C	Traffic Survey Technician	2,735	B	3,324	3.00	3.00
		5303_C	Supervisor, Traffic And Street Signs	3,595	B	4,367	1.00	1.00
		5362_C	Engineering Assistant	2,774	B	3,372	1.00	1.00
		5364_C	Engineering Associate I	3,075	B	3,739	2.00	2.00
		5366_C	Engineering Associate II	3,561	B	4,328	2.00	2.00
		5502_C	Project Manager I	5,697	B	5,697	3.00	3.00
		5504_C	Project Manager II	6,592	B	6,592	1.00	1.00
		5506_C	Project Manager III	8,003	B	8,003	1.00	1.00
		7346_C	Painter	2,949	B	3,583	16.00	16.00
		7432_C	Electrical Line Helper	2,963	B	3,602	2.00	2.00

Division	Fund	Job Code	Job Title	Low	Type	High	2020-2021 FTE	2021-2022 FTE
103745 MTASM Street Management	23390 MTA SS OPR PROJ SUPPORT-PSF	7457_C	Sign Worker	2,504	B	3,044	3.00	3.00
		9145_C	Traffic Signal Electrician	4,812	B	4,812	6.00	6.00
		9147_C	Traffic Signal Electrician Supervisor I	5,405	B	5,405	2.00	2.00
		9179_C	Manager V, MTA	5,181	B	6,612	2.00	2.00
Division Total:							**925.76**	**959.05**
103758 MTAHR Human Resources	22260 MTA TS Op Annual Account Ctrl	1241_C	Human Resources Analyst	2,791	B	4,107	2.00	2.00
		1408_C	Principal Clerk	2,740	B	3,331	1.00	1.00
		1842_C	Management Assistant	2,980	B	3,621	2.00	2.00
		1844_C	Senior Management Assistant	3,414	B	4,150	1.00	1.00
		9172_C	Manager II, MTA	4,168	B	5,321	1.00	1.00
		9177_C	Manager III, MTA	4,476	B	5,713	1.00	1.00
		9179_C	Manager V, MTA	5,181	B	6,612	1.00	1.00
103758 MTAHR Human Resources	22265 MTA OH OPR AGENCYWIDE NEW	1202_C	Personnel Clerk	2,228	B	2,709	7.00	7.00
		1203_C	Personnel Technician	2,703	B	3,286	1.00	1.00
		1204_C	Senior Personnel Clerk	2,579	B	3,135	6.00	6.00
		1222_C	Senior Payroll And Personnel Clerk	2,809	B	3,414	3.00	3.00
		1224_C	Principal Payroll And Personnel Clerk	3,097	B	3,763	1.00	1.00
		1241_C	Human Resources Analyst	2,791	B	4,107	22.00	22.00
		1244_C	Senior Human Resources Analyst	3,944	B	4,792	11.00	11.00
		1246_C	Principal Human Resources Analyst	4,677	B	5,685	2.00	2.00
		1446_C	Secretary II	2,517	B	3,059	1.00	1.00
		1450_C	Executive Secretary I	2,740	B	3,331	1.00	1.00
		1452_C	Executive Secretary II	3,015	B	3,665	1.00	1.00
		1840_C	Junior Management Assistant	2,623	B	3,190	2.00	2.00
		1842_C	Management Assistant	2,980	B	3,621	1.00	1.00
		9172_C	Manager II, MTA	4,168	B	5,321	5.00	5.00
		9174_C	Manager IV, MTA	4,825	B	6,159	5.00	5.00
		9179_C	Manager V, MTA	5,181	B	6,612	1.00	1.00
		9180_C	Manager VI, MTA	5,586	B	7,132	3.00	3.00
		9183_C	Deputy Dir I, MTA	6,829	B	8,714	1.00	1.00
		TEMPM_E	Temporary - Miscellaneous	0	B	0	2.62	2.62
103758 MTAHR Human Resources	22305 MTA TS OPR PROJ SUP-PSF NEW	1204_C	Senior Personnel Clerk	2,579	B	3,135	1.00	1.00
		1222_C	Senior Payroll And Personnel Clerk	2,809	B	3,414	2.00	2.00
		1241_C	Human Resources Analyst	2,791	B	4,107	1.00	1.00
		1244_C	Senior Human Resources Analyst	3,944	B	4,792	1.00	1.00
Division Total:							**90.62**	**90.62**
103773 MTAFA Fit Finance & Info Tech	22260 MTA TS Op Annual Account Ctrl	1033_C	IS Trainer-Senior	3,944	B	4,792	1.00	1.00
		1041_C	IS Engineer-Assistant	3,878	B	4,877	1.00	1.00
		1093_C	IT Operations Support Administrator III	3,245	B	4,021	2.00	2.00
		1094_C	IT Operations Support Administrator IV	3,944	B	4,887	6.00	6.00
		1095_C	IT Operations Support Administrator V	4,242	B	5,260	1.00	1.00
		1820_C	Junior Administrative Analyst	2,461	B	2,992	1.00	1.00
		1823_C	Senior Administrative Analyst	3,773	B	4,585	1.00	1.00
		1840_C	Junior Management Assistant	2,623	B	3,190	2.00	2.00
		1844_C	Senior Management Assistant	3,414	B	4,150	1.00	1.00
		1929_C	Parts Storekeeper	2,461	B	2,992	41.00	41.00
		1931_C	Senior Parts Storekeeper	2,675	B	3,251	8.00	8.00
		1935_C	Principal Parts Storekeeper	2,809	B	3,414	1.00	1.00
		1937_C	Supervising Parts Storekeeper	2,949	B	3,583	1.00	1.00
		1942_C	Assistant Materials Coordinator	3,682	B	4,476	4.00	4.00
		1950_C	Assistant Purchaser	2,541	B	3,091	10.00	10.00
		2708_C	Custodian	2,092	B	2,541	58.00	58.00
		2716_C	Custodial Assistant Supervisor	2,300	B	2,796	7.00	7.00
		2719_C	Janitorial Services Assistant Supervisor	2,748	B	3,341	1.00	1.00
		2720_C	Janitorial Services Supervisor	2,796	B	3,399	1.00	1.00
		3417_C	Gardener	2,443	B	2,972	3.00	3.00
		5290_C	Transportation Planner IV	4,655	B	5,657	1.00	1.00
		7205_C	Chief Stationary Engineer	4,909	B	4,909	2.00	2.00
		7219_C	Maintenance Scheduler	2,809	B	3,414	1.00	1.00

Division	Fund	Job Code	Job Title	Low	Type	High	2020-2021 FTE	2021-2022 FTE
103773 MTAFA Fit Finance & Info Tech	22260 MTA TS Op Annual Account Ctrl	7238_C	Electrician Supervisor I	4,071	B	4,950	1.00	1.00
		7262_C	Maintenance Planner	5,046	B	5,046	1.00	1.00
		7334_C	Stationary Engineer	3,869	B	3,869	11.00	11.00
		7335_C	Senior Stationary Engineer	4,385	B	4,385	2.00	2.00
		7342_C	Locksmith	3,203	B	3,893	2.00	2.00
		7344_C	Carpenter	3,203	B	3,893	2.00	2.00
		7345_C	Electrician	3,602	B	4,377	2.00	2.00
		7347_C	Plumber	3,727	B	4,532	2.00	2.00
		7510_C	Lighting Fixture Maintenance Worker	2,086	B	2,535	2.00	2.00
		7514_C	General Laborer	2,361	B	2,871	2.00	2.00
		9110_C	Fare Collections Receiver	2,322	B	2,822	47.00	47.00
		9116_C	Senior Fare Collections Receiver	2,687	B	3,266	13.00	13.00
		9117_C	Principal Fare Collections Receiver	3,382	B	4,111	3.00	3.00
		9172_C	Manager II, MTA	4,168	B	5,321	2.00	2.00
		9174_C	Manager IV, MTA	4,825	B	6,159	3.00	3.00
		9182_C	Manager VIII, MTA	6,426	B	8,200	1.00	1.00
103773 MTAFA Fit Finance & Info Tech	22265 MTA OH OPR AGENCYWIDE NEW	1041_C	IS Engineer-Assistant	3,878	B	4,877	1.00	1.00
		1042_C	IS Engineer-Journey	4,294	B	5,401	6.00	6.00
		1043_C	IS Engineer-Senior	4,759	B	5,986	4.00	4.00
		1044_C	IS Engineer-Principal	5,120	B	6,440	16.00	16.00
		1052_C	IS Business Analyst	3,465	B	4,358	3.00	3.00
		1053_C	IS Business Analyst-Senior	4,011	B	5,046	4.00	4.00
		1054_C	IS Business Analyst-Principal	4,644	B	5,842	1.00	1.00
		1070_C	IS Project Director	5,120	B	6,440	2.00	2.00
		1092_C	IT Operations Support Administrator II	2,669	B	3,308	1.00	1.00
		1220_C	Payroll and Personnel Clerk	2,560	B	3,112	1.00	1.00
		1222_C	Senior Payroll And Personnel Clerk	2,809	B	3,414	9.00	9.00
		1224_C	Principal Payroll And Personnel Clerk	3,097	B	3,763	2.00	2.00
		1406_C	Senior Clerk	2,076	B	2,525	1.00	1.00
		1452_C	Executive Secretary II	3,015	B	3,665	1.00	1.00
		1630_C	Account Clerk	2,147	B	2,610	1.00	1.00
		1632_C	Senior Account Clerk	2,487	B	3,021	10.00	10.00
		1634_C	Principal Account Clerk	2,809	B	3,414	7.00	7.00
		1652_C	Accountant II	3,002	B	3,646	4.00	4.00
		1654_C	Accountant III	3,631	B	4,413	11.00	11.00
		1657_C	Accountant IV	4,202	B	5,107	4.00	4.00
		1670_C	Financial Systems Supervisor	4,887	B	5,940	1.00	1.00
		1820_C	Junior Administrative Analyst	2,461	B	2,992	3.00	3.00
		1822_C	Administrative Analyst	3,237	B	3,935	5.00	5.00
		1823_C	Senior Administrative Analyst	3,773	B	4,585	11.00	11.00
		1824_C	Principal Administrative Analyst	4,367	B	5,309	16.00	16.00
		1840_C	Junior Management Assistant	2,623	B	3,190	2.00	2.00
		1844_C	Senior Management Assistant	3,414	B	4,150	1.00	1.00
		5211_C	Engineer/Architect/Landscape Architect Senior	5,856	B	7,117	1.00	1.00
		5290_C	Transportation Planner IV	4,655	B	5,657	1.00	1.00
		5293_C	Planner IV	4,655	B	5,657	1.00	1.00
		5502_C	Project Manager I	5,697	B	5,697	1.00	1.00
		5504_C	Project Manager II	6,592	B	6,592	2.00	2.00
		7120_C	Buildings And Grounds Maintenance Superintendent	5,634	B	5,634	1.00	1.00
		9172_C	Manager II, MTA	4,168	B	5,321	1.00	1.00
		9174_C	Manager IV, MTA	4,825	B	6,159	6.00	6.00
		9179_C	Manager V, MTA	5,181	B	6,612	5.00	5.00
		9180_C	Manager VI, MTA	5,586	B	7,132	1.00	1.00
		9181_C	Manager VII, MTA	5,998	B	7,655	2.00	2.00
		9182_C	Manager VIII, MTA	6,426	B	8,200	3.50	3.50
		9187_C	Deputy Dir II, MTA	7,271	B	9,278	1.00	1.00
		TEMPM_E	Temporary - Miscellaneous	0	B	0	1.09	1.09
103773 MTAFA Fit Finance &	22305 MTA TS OPR PROJ	1043_C	IS Engineer-Senior	4,759	B	5,986	0.77	1.00
		1044_C	IS Engineer-Principal	5,120	B	6,440	1.77	2.00

Division	Fund	Job Code	Job Title	Low	Type	High	2020-2021 FTE	2021-2022 FTE
103773 MTAFA Fit Finance & Info Tech	22305 MTA TS OPR PROJ SUP-PSF NEW	1052_C	IS Business Analyst	3,465	B	4,358	4.00	4.00
		1054_C	IS Business Analyst-Principal	4,644	B	5,842	1.00	1.00
		1231_C	EEO Programs Senior Specialist	4,181	B	5,081	1.00	1.00
		1402_C	Junior Clerk	1,838	B	2,233	1.00	1.00
		1446_C	Secretary II	2,517	B	3,059	1.00	1.00
		1450_C	Executive Secretary I	2,740	B	3,331	2.00	2.00
		1634_C	Principal Account Clerk	2,809	B	3,414	5.00	5.00
		1652_C	Accountant II	3,002	B	3,646	4.00	4.00
		1654_C	Accountant III	3,631	B	4,413	7.00	7.00
		1657_C	Accountant IV	4,202	B	5,107	4.00	4.00
		1820_C	Junior Administrative Analyst	2,461	B	2,992	1.00	1.00
		1822_C	Administrative Analyst	3,237	B	3,935	8.77	9.00
		1823_C	Senior Administrative Analyst	3,773	B	4,585	7.00	7.00
		1824_C	Principal Administrative Analyst	4,367	B	5,309	13.00	13.00
		2978_C	Contract Compliance Officer II	4,804	B	5,840	4.00	4.00
		2992_C	Contract Compliance Officer I	3,665	B	4,454	2.00	2.00
		5277_C	Planner I	2,721	B	3,308	2.00	2.00
		5278_C	Planner II	3,308	B	4,021	1.00	1.00
		5288_C	Transportation Planner II	3,308	B	4,021	2.00	2.00
		5289_C	Transportation Planner III	3,926	B	4,772	2.00	2.00
		5291_C	Planner III	3,926	B	4,772	1.00	1.00
		5504_C	Project Manager II	6,592	B	6,592	1.00	1.00
		5506_C	Project Manager III	8,003	B	8,003	0.77	1.00
		9172_C	Manager II, MTA	4,168	B	5,321	1.00	1.00
		9174_C	Manager IV, MTA	4,825	B	6,159	1.00	1.00
		9177_C	Manager III, MTA	4,476	B	5,713	1.00	1.00
		9179_C	Manager V, MTA	5,181	B	6,612	5.00	5.00
		9181_C	Manager VII, MTA	5,998	B	7,655	2.00	2.00
		9182_C	Manager VIII, MTA	6,426	B	8,200	1.50	1.50
		TEMPM_E	Temporary - Miscellaneous	0	B	0	0.62	0.62
103773 MTAFA Fit Finance & Info Tech	22870 MTA SS Op Annual Account Ctrl	1406_C	Senior Clerk	2,076	B	2,525	1.00	1.00
		1840_C	Junior Management Assistant	2,623	B	3,190	1.00	1.00
		1842_C	Management Assistant	2,980	B	3,621	1.00	1.00
		5302_C	Traffic Survey Technician	2,735	B	3,324	2.00	2.00
		8167_C	Administrative Hearing Examiner	3,526	B	4,283	8.00	8.00
		8168_C	Administrative Hearing Supervisor	4,032	B	4,900	1.00	1.00
		9174_C	Manager IV, MTA	4,825	B	6,159	1.00	1.00
		9177_C	Manager III, MTA	4,476	B	5,713	1.00	1.00
		9179_C	Manager V, MTA	5,181	B	6,612	1.00	1.00
		9504_C	Permit and Citation Clerk	2,541	B	3,091	18.00	18.00
		9506_C	Senior Permit and Citation Clerk	2,789	B	3,391	20.00	20.00
		9508_C	Principal Permit and Citation Clerk	3,038	B	3,692	8.00	8.00
Division Total:							**559.79**	**560.71**
103776 MTAED Executive Director	22265 MTA OH OPR AGENCYWIDE NEW	1312_C	Public Information Officer	2,987	B	3,631	0.50	1.00
		1369_C	Special Assistant X	3,526	B	4,283	1.00	2.00
		1372_C	Special Assistant XIII	4,367	B	5,309	1.00	2.00
		1373_C	Special Assistant XIV	4,701	B	5,713	1.00	1.00
		1375_C	Special Assistant XVI	5,440	B	6,612	0.50	1.00
		1454_C	Executive Secretary III	3,277	B	3,981	1.00	1.00
		1822_C	Administrative Analyst	3,237	B	3,935	0.50	1.00
		2917_C	Program Support Analyst	3,877	B	4,713	0.77	1.00
		9180_C	Manager VI, MTA	5,586	B	7,132	1.00	1.00
		9182_C	Manager VIII, MTA	6,426	B	8,200	1.00	1.00
		9186_C	General Manager, Public Transportation D	13,304	B	13,703	1.00	1.00
Division Total:							**9.27**	**13.00**
103788 MTABD Board Of Directors	22265 MTA OH OPR AGENCYWIDE NEW	1840_C	Junior Management Assistant	2,623	B	3,190	1.00	1.00
		9172_C	Manager II, MTA	4,168	B	5,321	1.00	1.00
		9190_C	Board Scty, MTA	5,181	B	6,612	1.00	1.00
Division Total:							**3.00**	**3.00**

Division	Fund	Job Code	Job Title	Low	Type	High	2020-2021 FTE	2021-2022 FTE
138672 MTACC CV-Captl Progr & Constr	22305 MTA TS OPR PROJ SUP-PSF NEW	1053_C	IS Business Analyst-Senior	4,011	B	5,046	1.00	1.00
		1314_C	Public Relations Officer	3,561	B	4,328	1.00	1.00
		1426_C	Senior Clerk Typist	2,284	B	2,774	1.00	1.00
		1446_C	Secretary II	2,517	B	3,059	1.00	1.00
		1452_C	Executive Secretary II	3,015	B	3,665	1.00	1.00
		1822_C	Administrative Analyst	3,237	B	3,935	3.00	3.00
		1823_C	Senior Administrative Analyst	3,773	B	4,585	5.00	5.00
		1824_C	Principal Administrative Analyst	4,367	B	5,309	5.00	5.00
		1840_C	Junior Management Assistant	2,623	B	3,190	5.00	5.00
		1842_C	Management Assistant	2,980	B	3,621	2.00	2.00
		1844_C	Senior Management Assistant	3,414	B	4,150	1.00	1.00
		5203_C	Assistant Engineer	3,754	B	4,563	30.00	30.00
		5207_C	Associate Engineer	4,369	B	5,311	27.00	27.00
		5211_C	Engineer/Architect/Landscape Architect Senior	5,856	B	7,117	18.00	18.00
		5212_C	Engineer/Architect Principal	6,796	B	8,262	3.00	3.00
		5241_C	Engineer	5,058	B	6,150	25.00	25.00
		5364_C	Engineering Associate I	3,075	B	3,739	2.00	2.00
		5366_C	Engineering Associate II	3,561	B	4,328	2.00	2.00
		5380_C	Student Design Trainee I, Arch., Engr., & Planning	2,360	B	2,360	1.00	0.50
		5502_C	Project Manager I	5,697	B	5,697	9.00	9.00
		5504_C	Project Manager II	6,592	B	6,592	8.00	8.00
		5506_C	Project Manager III	8,003	B	8,003	3.00	3.00
		6317_C	Assistant Construction Inspector	3,091	B	3,755	3.00	3.00
		6318_C	Construction Inspector	3,755	B	4,566	12.00	12.00
		6319_C	Senior Contruction Inspector	4,141	B	5,034	7.00	7.00
		9172_C	Manager II, MTA	4,168	B	5,321	1.00	1.00
		9177_C	Manager III, MTA	4,476	B	5,713	3.00	3.00
		9183_C	Deputy Dir I, MTA	6,829	B	8,714	1.00	1.00
		9187_C	Deputy Dir II, MTA	7,271	B	9,278	1.00	1.00
		9922_C	Public Service Aide - Associate To Professionals	1,859	B	1,859	0.50	1.00
		TEMPM_E	Temporary - Miscellaneous	0	B	0	3.99	4.10
Division Total:							**186.49**	**186.60**
138753 MTATS Transit Svc Division	22260 MTA TS Op Annual Account Ctrl	1043_C	IS Engineer-Senior	4,759	B	5,986	1.00	1.00
		1053_C	IS Business Analyst-Senior	4,011	B	5,046	1.00	1.00
		1244_C	Senior Human Resources Analyst	3,944	B	4,792	1.00	1.00
		1310_C	Public Relations Assistant	2,254	B	2,740	2.00	2.00
		1312_C	Public Information Officer	2,987	B	3,631	1.00	1.00
		1314_C	Public Relations Officer	3,561	B	4,328	1.00	1.00
		1404_C	Clerk	2,002	B	2,432	8.00	8.00
		1406_C	Senior Clerk	2,076	B	2,525	6.00	6.00
		1408_C	Principal Clerk	2,740	B	3,331	1.00	1.00
		1424_C	Clerk Typist	2,082	B	2,530	1.00	1.00
		1426_C	Senior Clerk Typist	2,284	B	2,774	3.00	3.00
		1444_C	Secretary I	2,175	B	2,643	1.00	1.00
		1446_C	Secretary II	2,517	B	3,059	3.00	3.00
		1450_C	Executive Secretary I	2,740	B	3,331	1.00	1.00
		1452_C	Executive Secretary II	3,015	B	3,665	1.00	1.00
		1634_C	Principal Account Clerk	2,809	B	3,414	0.77	1.00
		1820_C	Junior Administrative Analyst	2,461	B	2,992	3.00	3.00
		1822_C	Administrative Analyst	3,237	B	3,935	2.77	3.00
		1823_C	Senior Administrative Analyst	3,773	B	4,585	6.00	6.00
		1824_C	Principal Administrative Analyst	4,367	B	5,309	4.00	4.00
		1840_C	Junior Management Assistant	2,623	B	3,190	9.00	9.00
		1842_C	Management Assistant	2,980	B	3,621	8.00	8.00
		1844_C	Senior Management Assistant	3,414	B	4,150	4.00	4.00
		5203_C	Assistant Engineer	3,754	B	4,563	3.00	3.00
		5207_C	Associate Engineer	4,369	B	5,311	3.00	3.00
		5211_C	Engineer/Architect/Landscape Architect Senior	5,856	B	7,117	3.00	3.00

Division	Fund	Job Code	Job Title	Low	Type	High	2020-2021 FTE	2021-2022 FTE
138753 MTATS Transit Svc Division	22260 MTA TS Op Annual Account Ctrl	5241_C	Engineer	5,058	B	6,150	1.00	1.00
		5277_C	Planner I	2,721	B	3,308	0.77	1.00
		5288_C	Transportation Planner II	3,308	B	4,021	6.77	7.00
		5289_C	Transportation Planner III	3,926	B	4,772	8.77	9.00
		5290_C	Transportation Planner IV	4,655	B	5,657	3.00	3.00
		5506_C	Project Manager III	8,003	B	8,003	2.00	2.00
		6235_C	Heating And Ventilating Inspector	4,168	B	5,067	1.00	1.00
		6248_C	Electrical Inspector	4,168	B	5,067	1.00	1.00
		6252_C	Line Inspector	4,168	B	5,067	3.00	3.00
		6318_C	Construction Inspector	3,755	B	4,566	3.00	3.00
		7126_C	Mechanical Shop And Equipment Superintendent	4,443	B	5,394	6.00	6.00
		7203_C	Buildings And Grounds Maintenance Supervisor	4,814	B	4,814	1.00	1.00
		7205_C	Chief Stationary Engineer	4,909	B	4,909	2.00	2.00
		7215_C	General Laborer Supervisor I	2,667	B	3,242	2.00	2.00
		7216_C	Electrical Transit Shop Supervisor I	4,422	B	5,373	7.00	7.00
		7226_C	Carpenter Supervisor I	3,952	B	4,804	1.00	1.00
		7228_C	Automotive Transit Shop Supervisor I	5,370	B	5,370	8.00	8.00
		7235_C	Transit Power Line Supervisor I	4,213	B	5,121	11.00	11.00
		7241_C	Senior Maintenance Controller	4,869	B	4,869	1.00	1.00
		7244_C	Power Plant Supervisor I	3,451	B	4,193	2.00	2.00
		7249_C	Automotive Mechanic Supervisor I	4,869	B	4,869	9.00	9.00
		7251_C	Track Maintenance Worker Supervisor I	3,473	B	4,222	11.54	12.00
		7253_C	Electrical Transit Mechanic Supervisor I	4,010	B	4,873	9.00	9.00
		7258_C	Maintenance Machinist Supervisor I	5,114	B	5,114	2.00	2.00
		7262_C	Maintenance Planner	5,046	B	5,046	3.00	3.00
		7264_C	Automotive Body And Fender Worker Supervisor I	4,869	B	4,869	1.00	1.00
		7274_C	Transit Power Line Worker Supervisor II	4,532	B	5,508	1.00	1.00
		7286_C	Wire Rope Cable Maintenance Supervisor	4,468	B	4,468	1.00	1.00
		7287_C	Supervising Electronic Maintenance Technician	4,622	B	5,618	3.00	3.00
		7305_C	Metal Fabricator	2,914	B	3,538	1.00	1.00
		7306_C	Automotive Body And Fender Worker	3,747	B	3,747	34.00	34.00
		7309_C	Car And Auto Painter	3,747	B	3,747	18.00	18.00
		7310_C	Transit Power Cable Splicer	4,111	B	4,995	4.00	4.00
		7313_C	Automotive Machinist	3,747	B	3,747	18.00	18.00
		7315_C	Automotive Machinist Assistant Supervisor	4,418	B	4,418	2.00	2.00
		7318_C	Electronic Maintenance Technician	3,994	B	4,853	151.00	151.00
		7319_C	Electric Motor Repairer	3,172	B	3,856	7.00	7.00
		7320_C	Apprentice Automotive Machinist I	2,049	B	2,796	2.00	2.00
		7322_C	Automotive Body And Fender Worker Asst Supervisor	4,418	B	4,418	3.00	3.00
		7325_C	General Utility Mechanic	4,142	B	4,142	2.00	2.00
		7326_C	Glazier	3,237	B	3,935	8.00	8.00
		7327_C	Apprentice Maintenance Machinist I	2,197	B	2,796	2.00	2.00
		7328_C	Operating Engineer, Universal	3,491	B	4,242	3.77	4.00
		7329_C	Electronic Maintenance Technician Asst Supervisor	4,315	B	5,246	18.00	18.00
		7332_C	Maintenance Machinist	3,308	B	4,015	27.00	27.00
		7334_C	Stationary Engineer	3,869	B	3,869	20.00	20.00
		7335_C	Senior Stationary Engineer	4,385	B	4,385	2.00	2.00
		7340_C	Maintenance Controller	4,418	B	4,418	15.00	15.00
		7344_C	Carpenter	3,203	B	3,893	9.00	9.00
		7345_C	Electrician	3,602	B	4,377	3.77	4.00
		7355_C	Truck Driver	2,894	B	3,684	4.77	5.00
		7358_C	Pattern Maker	3,362	B	4,086	1.00	1.00
		7364_C	Power House Operator	2,934	B	3,566	8.00	8.00
		7365_C	Senior Power House Operator	3,300	B	4,011	6.00	6.00
		7366_C	Transit Power Line Worker	4,318	B	4,644	31.00	31.00

Division	Fund	Job Code	Job Title	Low	Type	High	2020-2021 FTE	2021-2022 FTE
138753 MTATS Transit Svc Division	22260 MTA TS Op Annual Account Ctrl	7371_C	Electical Transit System Mechanic	3,142	B	3,819	275.50	278.00
		7376_C	Sheet Metal Worker	3,748	B	4,556	2.00	2.00
		7380_C	Electrical Transit Mechanic, Assistant Supervisor	3,637	B	4,422	39.00	39.00
		7381_C	Automotive Mechanic	3,670	B	3,670	171.00	171.00
		7382_C	Automotive Mechanic Assistant Supervisor	4,418	B	4,418	22.00	22.00
		7390_C	Welder	3,142	B	3,819	10.00	10.00
		7408_C	Assistant Power House Operator	2,294	B	2,789	2.00	2.00
		7410_C	Automotive Service Worker	2,432	B	2,956	110.00	110.00
		7412_C	Automotive Service Worker Assistant Supervisor	2,675	B	3,251	4.00	4.00
		7432_C	Electrical Line Helper	2,963	B	3,602	7.00	7.00
		7434_C	Maintenance Machinist Helper	2,437	B	2,957	1.00	1.00
		7454_C	Traffic Signal Operator	1,736	B	2,107	1.00	1.00
		7458_C	Switch Repairer	2,530	B	3,075	9.00	9.00
		7472_C	Wire Rope Cable Maintenance Mechanic	3,957	B	3,957	10.00	10.00
		7473_C	Wire Rope Cable Maintenance Mechanic Trainee	3,155	B	3,155	5.00	5.00
		7514_C	General Laborer	2,361	B	2,871	12.00	12.00
		7540_C	Track Maintenance Worker	2,408	B	2,929	60.00	60.00
		8214_C	Parking Control Officer	2,197	B	2,830	9.00	9.00
		9102_C	Transit Car Cleaner	2,322	B	2,822	126.62	128.00
		9104_C	Transit Car Cleaner Assistant Supervisor	2,547	B	3,097	12.00	12.00
		9126_C	Transit Traffic Checker	2,560	B	3,112	5.00	5.00
		9128_C	Senior Transit Traffic Checker	2,754	B	3,350	1.00	1.00
		9131_C	Station Agent, Municipal Railway	3,050	B	3,708	66.00	68.00
		9136_C	Transit Training Specialist	3,482	B	4,232	75.00	75.00
		9139_C	Transit Supervisor	3,372	B	4,099	197.50	197.50
		9140_C	Transit Manager I	3,981	B	4,841	3.00	3.00
		9141_C	Transit Manager II	4,498	B	5,466	4.00	4.00
		9150_C	Train Controller	3,904	B	4,745	1.00	1.00
		9152_C	Transportation Controller Trainee	3,372	B	4,099	1.00	1.00
		9153_C	Transportation Controller	4,242	B	5,156	31.00	31.00
		9160_C	Transportation Operations Specialist	4,453	B	5,414	27.00	27.00
		9163_C	Transit Operator	26	H	38	2,720.00	2,720.00
		9172_C	Manager II, MTA	4,168	B	5,321	15.00	15.00
		9174_C	Manager IV, MTA	4,825	B	6,159	14.00	14.00
		9177_C	Manager III, MTA	4,476	B	5,713	4.00	4.00
		9179_C	Manager V, MTA	5,181	B	6,612	1.00	1.00
		9180_C	Manager VI, MTA	5,586	B	7,132	11.00	11.00
		9182_C	Manager VIII, MTA	6,426	B	8,200	2.00	2.00
		9184_C	Deputy Gen Manager, Dept of Public Transportation	6,877	B	8,797	2.00	2.00
		9187_C	Deputy Dir II, MTA	7,271	B	9,278	1.00	1.00
		9916_C	Public Service Aide - Public Works	1,333	B	1,519	4.00	4.00
		TEMPM_E	Temporary - Miscellaneous	0	B	0	11.33	11.33
138753 MTATS Transit Svc Division	22305 MTA TS OPR PROJ SUP-PSF NEW	1820_C	Junior Administrative Analyst	2,461	B	2,992	1.00	1.00
		1824_C	Principal Administrative Analyst	4,367	B	5,309	1.00	1.00
		5203_C	Assistant Engineer	3,754	B	4,563	6.00	6.00
		5207_C	Associate Engineer	4,369	B	5,311	4.00	4.00
		5211_C	Engineer/Architect/Landscape Architect Senior	5,856	B	7,117	3.00	3.00
		5212_C	Engineer/Architect Principal	6,796	B	8,262	1.00	1.00
		5241_C	Engineer	5,058	B	6,150	3.00	3.00
		5288_C	Transportation Planner II	3,308	B	4,021	1.00	1.00
		5289_C	Transportation Planner III	3,926	B	4,772	2.00	2.00
		5502_C	Project Manager I	5,697	B	5,697	1.00	1.00
		5506_C	Project Manager III	8,003	B	8,003	1.00	1.00
		7251_C	Track Maintenance Worker Supervisor I	3,473	B	4,222	1.54	2.00
		7258_C	Maintenance Machinist Supervisor I	5,114	B	5,114	1.00	1.00
		7514_C	General Laborer	2,361	B	2,871	6.15	8.00

Division	Fund	Job Code	Job Title	Low	Type	High	2020-2021 FTE	2021-2022 FTE
138753 MTATS Transit Svc Division	22305 MTA TS OPR PROJ SUP-PSF NEW	9139_C	Transit Supervisor	3,372	B	4,099	21.00	21.00
		9174_C	Manager IV, MTA	4,825	B	6,159	1.00	1.00
		9195_C	Light Rail Vehicle Equipment Engineer	5,009	B	6,091	1.00	1.00
		9196_C	Senior Light Rail Vehicle Equipment Engineer	5,799	B	7,049	1.00	1.00
Division Total:							**4,733.34**	**4,743.83**
139648 MTAAW Agency-wide	22265 MTA OH OPR AGENCYWIDE NEW	1220_C	Payroll and Personnel Clerk	2,560	B	3,112	1.00	1.00
		1446_C	Secretary II	2,517	B	3,059	1.00	1.00
		1823_C	Senior Administrative Analyst	3,773	B	4,585	1.00	1.00
		1844_C	Senior Management Assistant	3,414	B	4,150	3.00	3.00
		5201_C	Junior Engineer	3,324	B	4,041	2.50	2.50
		5203_C	Assistant Engineer	3,754	B	4,563	4.00	4.00
		5207_C	Associate Engineer	4,369	B	5,311	11.00	11.00
		5211_C	Engineer/Architect/Landscape Architect Senior	5,856	B	7,117	1.00	1.00
		5241_C	Engineer	5,058	B	6,150	8.00	8.00
		5288_C	Transportation Planner II	3,308	B	4,021	4.00	4.00
		5289_C	Transportation Planner III	3,926	B	4,772	2.00	2.00
		5366_C	Engineering Associate II	3,561	B	4,328	2.00	2.00
		5380_C	Student Design Trainee I, Arch., Engr., & Planning	2,360	B	2,360	4.50	4.50
		5381_C	Student Design Trainee II, Arch, Engr, & Planning	2,535	B	2,535	1.00	1.00
		5502_C	Project Manager I	5,697	B	5,697	1.00	1.00
		7318_C	Electronic Maintenance Technician	3,994	B	4,853	1.00	1.00
		7346_C	Painter	2,949	B	3,583	2.00	2.00
		7371_C	Electical Transit System Mechanic	3,142	B	3,819	2.00	2.00
		9132_C	Transit Fare Inspector	2,592	B	3,151	1.00	1.00
		9179_C	Manager V, MTA	5,181	B	6,612	0.77	1.00
		9181_C	Manager VII, MTA	5,998	B	7,655	1.00	1.00
Division Total:							**54.77**	**55.00**
149678 MTASA Safety	22260 MTA TS Op Annual Account Ctrl	1406_C	Senior Clerk	2,076	B	2,525	3.00	3.00
		1452_C	Executive Secretary II	3,015	B	3,665	1.00	1.00
		1820_C	Junior Administrative Analyst	2,461	B	2,992	1.00	1.00
		1823_C	Senior Administrative Analyst	3,773	B	4,585	1.00	1.00
		1840_C	Junior Management Assistant	2,623	B	3,190	1.00	1.00
		1844_C	Senior Management Assistant	3,414	B	4,150	1.00	1.00
		5177_C	Safety Officer	4,841	B	5,883	1.00	1.00
		6130_C	Safety Analyst	4,390	B	5,336	4.00	4.00
		6138_C	Industrial Hygienist	4,390	B	5,336	1.00	1.00
		9172_C	Manager II, MTA	4,168	B	5,321	1.00	1.00
		9179_C	Manager V, MTA	5,181	B	6,612	1.00	1.00
		9183_C	Deputy Dir I, MTA	6,829	B	8,714	1.00	1.00
		9520_C	Transportation Safety Specialist	4,193	B	5,096	11.00	11.00
		TEMPM_E	Temporary - Miscellaneous	0	B	0	3.07	3.07
Division Total:							**31.07**	**31.07**
175644 MTACO Communications	22265 MTA OH OPR AGENCYWIDE NEW	1051_C	IS Business Analyst-Assistant	2,992	B	3,763	1.00	1.00
		1052_C	IS Business Analyst	3,465	B	4,358	1.00	1.00
		1310_C	Public Relations Assistant	2,254	B	2,740	2.00	2.00
		1312_C	Public Information Officer	2,987	B	3,631	4.00	4.00
		1314_C	Public Relations Officer	3,561	B	4,328	6.00	6.00
		1452_C	Executive Secretary II	3,015	B	3,665	1.00	1.00
		1770_C	Photographer	2,437	B	2,963	1.00	1.00
		1822_C	Administrative Analyst	3,237	B	3,935	1.00	1.00
		1823_C	Senior Administrative Analyst	3,773	B	4,585	2.00	2.00
		1840_C	Junior Management Assistant	2,623	B	3,190	2.00	2.00
		1844_C	Senior Management Assistant	3,414	B	4,150	1.00	1.00
		3554_C	Associate Museum Registrar	2,191	B	2,662	1.00	1.00
		5288_C	Transportation Planner II	3,308	B	4,021	1.00	1.00
		5320_C	Illustrator And Art Designer	3,075	B	3,739	1.00	1.00
		5330_C	Graphics Supervisor	3,229	B	3,926	1.00	1.00
		9122_C	Transit Information Clerk	2,535	B	3,083	1.00	1.00

Division	Fund	Job Code	Job Title	Low	Type	High	2020-2021 FTE	2021-2022 FTE
175644 MTACO Communications	22265 MTA OH OPR AGENCYWIDE NEW	9124_C	Senior Transit Information Clerk	2,649	B	3,221	1.00	1.00
		9172_C	Manager II, MTA	4,168	B	5,321	2.00	2.00
		9174_C	Manager IV, MTA	4,825	B	6,159	1.00	1.00
		9177_C	Manager III, MTA	4,476	B	5,713	1.00	1.00
		9179_C	Manager V, MTA	5,181	B	6,612	1.00	1.00
		9181_C	Manager VII, MTA	5,998	B	7,655	1.00	1.00
175644 MTACO Communications	22305 MTA TS OPR PROJ SUP-PSF NEW	1310_C	Public Relations Assistant	2,254	B	2,740	2.00	2.00
		1312_C	Public Information Officer	2,987	B	3,631	4.00	4.00
		5320_C	Illustrator And Art Designer	3,075	B	3,739	1.00	1.00
Division Total:							**41.00**	**41.00**
175649 MTAGA Government Affairs	22265 MTA OH OPR AGENCYWIDE NEW	9172_C	Manager II, MTA	4,168	B	5,321	1.00	1.00
		9174_C	Manager IV, MTA	4,825	B	6,159	2.00	2.00
		9181_C	Manager VII, MTA	5,998	B	7,655	1.00	1.00
		9183_C	Deputy Dir I, MTA	6,829	B	8,714	1.00	1.00
		9382_C	Government And Public Affairs Manager	4,532	B	5,509	1.00	1.00
Division Total:							**6.00**	**6.00**
175658 MTATZ Taxi & Accessible Svc	22260 MTA TS Op Annual Account Ctrl	1820_C	Junior Administrative Analyst	2,461	B	2,992	1.00	1.00
		5288_C	Transportation Planner II	3,308	B	4,021	2.00	2.00
		5289_C	Transportation Planner III	3,926	B	4,772	3.00	3.00
		5290_C	Transportation Planner IV	4,655	B	5,657	1.00	1.00
		9122_C	Transit Information Clerk	2,535	B	3,083	2.00	2.00
		9124_C	Senior Transit Information Clerk	2,649	B	3,221	1.00	1.00
		9179_C	Manager V, MTA	5,181	B	6,612	1.00	1.00
175658 MTATZ Taxi & Accessible Svc	22870 MTA SS Op Annual Account Ctrl	1406_C	Senior Clerk	2,076	B	2,525	2.00	2.00
		1450_C	Executive Secretary I	2,740	B	3,331	1.00	1.00
		1824_C	Principal Administrative Analyst	4,367	B	5,309	1.00	1.00
		1840_C	Junior Management Assistant	2,623	B	3,190	1.00	1.00
		9144_C	Investigator, Taxi and Accessible Services	3,440	B	4,181	11.85	13.00
		9172_C	Manager II, MTA	4,168	B	5,321	1.00	1.00
		9174_C	Manager IV, MTA	4,825	B	6,159	2.00	2.00
		9183_C	Deputy Dir I, MTA	6,829	B	8,714	1.00	1.00
		9504_C	Permit and Citation Clerk	2,541	B	3,091	2.00	2.00
Division Total:							**33.85**	**35.00**
210685 MTAPA Policy & Administration	22265 MTA OH OPR AGENCYWIDE NEW	9187_C	Deputy Dir II, MTA	7,271	B	9,278	1.00	1.00
Division Total:							**1.00**	**1.00**
MTA Department Total							**6,675.96**	**6,725.88**

Department: MYR Mayor

Division	Fund	Job Code	Job Title	Low	Type	High	2020-2021 FTE	2021-2022 FTE
232055 MYR Office Of The Mayor	10000 GF Annual Account Ctrl	0882_C	Mayoral Staff II	1,874	B	2,278	1.00	1.00
		0884_C	Mayoral Staff IV	2,169	B	2,636	4.00	4.00
		0885_C	Mayoral Staff V	2,333	B	2,837	1.00	1.00
		0886_C	Mayoral Staff VI	2,499	B	3,038	1.00	1.00
		0887_C	Mayoral Staff VII	2,687	B	3,266	5.00	5.00
		0889_C	Mayoral Staff IX	3,112	B	3,781	3.00	3.00
		0890_C	Mayoral Staff X	3,362	B	4,086	3.00	3.00
		0891_C	Mayoral Staff XI	3,621	B	4,403	2.00	2.00
		0892_C	Mayoral Staff XII	3,893	B	4,730	1.00	1.00
		0901_C	Mayoral Staff XIII	4,202	B	5,363	5.00	5.00
		0902_C	Mayoral Staff XIV	4,505	B	5,749	6.00	6.00
		0903_C	Mayoral Staff XV	4,863	B	6,207	1.00	1.00
		0904_C	Mayoral Staff XVI	5,215	B	6,655	1.00	1.00
		0905_C	Mayoral Staff XVII	5,630	B	7,184	4.00	4.00
		1190_C	Mayor	13,504	B	13,504	1.00	1.00
		9920_C	Public Service Aide - Assistant To Professionals	1,699	B	1,699	0.75	0.75
		TEMPM_E	Temporary - Miscellaneous	0	B	0	1.37	1.37
232055 MYR Office Of The Mayor	10020 GF Continuing Authority Ctrl	0903_C	Mayoral Staff XV	4,863	B	6,207	0.50	0.50
232055 MYR Office Of The Mayor	10060 GF Work Order	0884_C	Mayoral Staff IV	2,169	B	2,636	1.00	1.00
		0889_C	Mayoral Staff IX	3,112	B	3,781	3.00	3.00
		0901_C	Mayoral Staff XIII	4,202	B	5,363	1.00	1.00
		0902_C	Mayoral Staff XIV	4,505	B	5,749	1.00	1.00
		0903_C	Mayoral Staff XV	4,863	B	6,207	2.00	2.00
		0904_C	Mayoral Staff XVI	5,215	B	6,655	1.00	1.00
		0905_C	Mayoral Staff XVII	5,630	B	7,184	1.00	1.00
232055 MYR Office Of The Mayor	12550 SR Grants; GSF Continuing	0903_C	Mayoral Staff XV	4,863	B	6,207	0.50	0.50
Division Total:							**52.12**	**52.12**
232065 MYR Housing & Community Dev	10010 GF Annual Authority Ctrl	0890_C	Mayoral Staff X	3,362	B	4,086	1.00	1.00
		0891_C	Mayoral Staff XI	3,621	B	4,403	3.00	3.00
		1823_C	Senior Administrative Analyst	3,773	B	4,585	1.00	1.00
		9772_C	Community Development Specialist	3,066	B	3,727	1.00	1.00
		9774_C	Senior Community Development Specialist I	3,550	B	4,315	2.00	2.00
		9775_C	Senior Community Development Specialist II	4,210	B	5,118	1.50	1.50
		TEMPM_E	Temporary - Miscellaneous	0	B	0	17.49	17.49
232065 MYR Housing & Community Dev	10020 GF Continuing Authority Ctrl	0922_C	Manager I	4,168	B	5,321	1.00	1.00
232065 MYR Housing & Community Dev	10060 GF Work Order	0903_C	Mayoral Staff XV	4,863	B	6,207	1.00	1.00
		1657_C	Accountant IV	4,202	B	5,107	1.00	1.00
		9774_C	Senior Community Development Specialist I	3,550	B	4,315	1.00	1.00
232065 MYR Housing & Community Dev	10580 SR Citywide Affordable Housing	0903_C	Mayoral Staff XV	4,863	B	6,207	0.60	0.60
		0905_C	Mayoral Staff XVII	5,630	B	7,184	0.12	0.12
		1657_C	Accountant IV	4,202	B	5,107	1.00	1.00
		9770_C	Community Development Assistant	2,437	B	2,963	1.00	1.00
		9772_C	Community Development Specialist	3,066	B	3,727	1.00	1.00
		9774_C	Senior Community Development Specialist I	3,550	B	4,315	0.35	0.35
		9775_C	Senior Community Development Specialist II	4,210	B	5,118	0.15	0.15
		TEMPM_E	Temporary - Miscellaneous	0	B	0	0.38	0.38
232065 MYR Housing & Community Dev	10770 SR Neighborhood Dev-Grants	0903_C	Mayoral Staff XV	4,863	B	6,207	6.30	6.30
		0904_C	Mayoral Staff XVI	5,215	B	6,655	7.01	7.01
		0905_C	Mayoral Staff XVII	5,630	B	7,184	1.88	1.88
		0922_C	Manager I	4,168	B	5,321	1.00	1.00
		0923_C	Manager II	4,476	B	5,713	1.00	1.00
		1053_C	IS Business Analyst-Senior	4,011	B	5,046	1.00	1.00

Division	Fund	Job Code	Job Title	Low	Type	High	2020-2021 FTE	2021-2022 FTE
232065 MYR Housing & Community Dev	10770 SR Neighborhood Dev-Grants	1362_C	Special Assistant III	2,112	B	2,567	1.00	1.00
		1632_C	Senior Account Clerk	2,487	B	3,021	1.00	1.00
		1652_C	Accountant II	3,002	B	3,646	1.00	1.00
		1657_C	Accountant IV	4,202	B	5,107	2.00	2.00
		1823_C	Senior Administrative Analyst	3,773	B	4,585	1.00	1.00
		1824_C	Principal Administrative Analyst	4,367	B	5,309	1.00	1.00
		1844_C	Senior Management Assistant	3,414	B	4,150	1.00	1.00
		2905_C	Human Services Agency Senior Eligibility Worker	2,254	B	3,463	1.00	1.00
		9770_C	Community Development Assistant	2,437	B	2,963	2.50	2.00
		9772_C	Community Development Specialist	3,066	B	3,727	7.00	6.00
		9774_C	Senior Community Development Specialist I	3,550	B	4,315	22.96	19.96
		9775_C	Senior Community Development Specialist II	4,210	B	5,118	29.15	26.15
232065 MYR Housing & Community Dev	10795 SR Housing Trust Fund	9770_C	Community Development Assistant	2,437	B	2,963	1.00	1.00
		9772_C	Community Development Specialist	3,066	B	3,727	1.00	1.00
		9774_C	Senior Community Development Specialist I	3,550	B	4,315	3.00	3.00
		9775_C	Senior Community Development Specialist II	4,210	B	5,118	2.00	2.00
232065 MYR Housing & Community Dev	10870 SR Seismic Safety-UMB Bonds	0903_C	Mayoral Staff XV	4,863	B	6,207	0.10	0.10
		9774_C	Senior Community Development Specialist I	3,550	B	4,315	1.70	1.70
		9775_C	Senior Community Development Specialist II	4,210	B	5,118	0.20	0.20
232065 MYR Housing & Community Dev	14190 SR Low-mod Inc Housing NonBond	9770_C	Community Development Assistant	2,437	B	2,963	1.00	1.00
		9772_C	Community Development Specialist	3,066	B	3,727	1.00	1.00
		9774_C	Senior Community Development Specialist I	3,550	B	4,315	1.00	1.00
Division Total:							**136.39**	**128.89**
MYR Department Total							**188.51**	**181.01**

Department: PDR Public Defender

Division	Fund	Job Code	Job Title	Low	Type	High	2020-2021 FTE	2021-2022 FTE
232082 PDR Public Defender	10000 GF Annual Account Ctrl	0931_C	Manager III	4,825	B	6,159	2.00	2.00
		1043_C	IS Engineer-Senior	4,759	B	5,986	2.00	2.00
		1093_C	IT Operations Support Administrator III	3,245	B	4,021	1.00	1.00
		1094_C	IT Operations Support Administrator IV	3,944	B	4,887	2.00	2.00
		1204_C	Senior Personnel Clerk	2,579	B	3,135	1.00	1.00
		1312_C	Public Information Officer	2,987	B	3,631	1.00	1.00
		1402_C	Junior Clerk	1,838	B	2,233	2.00	2.00
		1406_C	Senior Clerk	2,076	B	2,525	2.00	2.00
		1430_C	Transcriber Typist	2,284	B	2,774	1.00	1.00
		1458_C	Legal Secretary I	2,921	B	3,550	1.00	1.00
		1632_C	Senior Account Clerk	2,487	B	3,021	2.00	2.00
		1824_C	Principal Administrative Analyst	4,367	B	5,309	1.00	1.00
		2910_C	Social Worker	2,560	B	3,112	2.00	2.00
		8106_C	Legal Process Clerk	2,175	B	2,643	8.00	8.00
		8108_C	Senior Legal Process Clerk	2,386	B	2,900	4.00	4.00
		8142_C	Public Defender's Investigator	3,457	B	4,202	15.00	14.00
		8143_C	Senior Public Defender's Investigator	3,755	B	4,566	7.00	7.00
		8173_C	Legal Assistant	3,091	B	3,755	23.00	23.00
		8177_C	Attorney (Civil/Criminal)	4,731	B	8,287	92.00	90.00
		8182_C	Head Attorney, Civil And Criminal	7,324	B	8,903	12.00	12.00
		8193_C	Chief Attorney I (Civil & Criminal)	8,160	B	9,920	1.00	1.00
		8196_C	Public Defender	10,253	B	10,253	1.00	1.00
		8446_C	Court Alternative Specialist I	2,605	B	3,165	8.00	8.00
		8452_C	Criminal Justice Specialist II	3,550	B	4,315	6.00	6.00
		9775_C	Senior Community Development Specialist II	4,210	B	5,118	1.00	1.00
		TEMPM_E	Temporary - Miscellaneous	0	B	0	0.52	0.52
232082 PDR Public Defender	13550 SR Public Protection-Grant	2910_C	Social Worker	2,560	B	3,112	0.54	0.54
Division Total:							**199.06**	**196.06**
PDR Department Total							**199.06**	**196.06**

Department: POL Police

Division	Fund	Job Code	Job Title	Low	Type	High	2020-2021 FTE	2021-2022 FTE
207909 POL - SOB - Special Operations	10000 GF Annual Account Ctrl	1406_C	Senior Clerk	2,076	B	2,525	1.00	1.00
		3310_C	Stable Attendant	2,076	B	2,525	6.00	6.00
		9209_C	Community Police Services Aide	2,509	B	3,050	2.00	2.00
		Q004_P	Police Officer III	3,666	B	5,098	157.00	157.00
		Q052_P	Sergeant III	5,916	B	5,916	21.00	21.00
		Q062_P	Lieutenant III	6,758	B	6,758	11.00	11.00
		Q082_P	Captain III	8,540	B	8,540	2.00	2.00
207909 POL - SOB - Special Operations	10060 GF Work Order	0490_P	Commander III	9,540	B	9,540	1.00	1.00
		1406_C	Senior Clerk	2,076	B	2,525	1.00	1.00
		1824_C	Principal Administrative Analyst	4,367	B	5,309	1.00	1.00
		Q004_P	Police Officer III	3,666	B	5,098	19.00	19.00
		Q052_P	Sergeant III	5,916	B	5,916	3.00	3.00
		Q082_P	Captain III	8,540	B	8,540	2.00	2.00
Division Total:							**227.00**	**227.00**
232086 POL Admin	10000 GF Annual Account Ctrl	0390_P	Chief of Police	13,183	B	13,183	1.00	1.00
		0395_P	Assistant Chief of Police	12,153	B	12,153	2.00	2.00
		0402_P	Deputy Chief III	11,738	B	11,738	1.00	1.00
		0490_P	Commander III	9,540	B	9,540	3.00	3.00
		0922_C	Manager I	4,168	B	5,321	3.00	3.00
		0923_C	Manager II	4,476	B	5,713	0.50	1.00
		0931_C	Manager III	4,825	B	6,159	1.00	1.00
		0932_C	Manager IV	5,181	B	6,612	2.00	3.00
		0933_C	Manager V	5,586	B	7,132	3.00	3.00
		0941_C	Manager VI	5,998	B	7,655	1.00	1.00
		0953_C	Deputy Director III	5,998	B	7,655	3.00	3.00
		0954_C	Deputy Director IV	6,829	B	8,714	1.00	1.00
		1042_C	IS Engineer-Journey	4,294	B	5,401	1.00	1.00
		1043_C	IS Engineer-Senior	4,759	B	5,986	6.00	6.00
		1044_C	IS Engineer-Principal	5,120	B	6,440	2.00	2.00
		1052_C	IS Business Analyst	3,465	B	4,358	2.00	2.00
		1053_C	IS Business Analyst-Senior	4,011	B	5,046	2.00	2.00
		1054_C	IS Business Analyst-Principal	4,644	B	5,842	4.00	4.00
		1062_C	IS Programmer Analyst	2,992	B	3,763	2.00	2.00
		1063_C	IS Programmer Analyst-Senior	3,635	B	4,576	8.00	8.00
		1070_C	IS Project Director	5,120	B	6,440	3.00	3.00
		1092_C	IT Operations Support Administrator II	2,669	B	3,308	1.00	1.00
		1093_C	IT Operations Support Administrator III	3,245	B	4,021	4.00	4.00
		1094_C	IT Operations Support Administrator IV	3,944	B	4,887	5.00	5.00
		1202_C	Personnel Clerk	2,228	B	2,709	2.00	2.00
		1203_C	Personnel Technician	2,703	B	3,286	1.00	1.00
		1209_C	Benefits Technician	2,356	B	2,865	1.00	1.00
		1222_C	Senior Payroll And Personnel Clerk	2,809	B	3,414	5.00	5.00
		1226_C	Chief Payroll And Personnel Clerk	3,266	B	3,969	1.00	1.00
		1231_C	EEO Programs Senior Specialist	4,181	B	5,081	1.00	1.00
		1241_C	Human Resources Analyst	2,791	B	4,107	3.23	3.00
		1244_C	Senior Human Resources Analyst	3,944	B	4,792	4.15	3.00
		1250_C	Recruiter	3,944	B	4,792	2.00	2.00
		1251_C	Background Investigator	3,419	B	4,156	0.77	1.00
		1310_C	Public Relations Assistant	2,254	B	2,740	1.00	1.00
		1406_C	Senior Clerk	2,076	B	2,525	48.00	48.00
		1408_C	Principal Clerk	2,740	B	3,331	1.00	1.00
		1410_C	Chief Clerk	3,142	B	3,819	2.00	2.00
		1446_C	Secretary II	2,517	B	3,059	3.00	3.00
		1452_C	Executive Secretary II	3,015	B	3,665	3.00	3.00
		1454_C	Executive Secretary III	3,277	B	3,981	2.00	2.00
		1630_C	Account Clerk	2,147	B	2,610	1.00	1.00
		1632_C	Senior Account Clerk	2,487	B	3,021	3.00	3.00
		1652_C	Accountant II	3,002	B	3,646	1.00	1.00

Division	Fund	Job Code	Job Title	Low	Type	High	2020-2021 FTE	2021-2022 FTE
232086 POL Admin	10000 GF Annual Account Ctrl	1654_C	Accountant III	3,631	B	4,413	2.00	2.00
		1657_C	Accountant IV	4,202	B	5,107	1.00	1.00
		1766_C	Media Production Technician	2,374	B	2,885	3.00	3.00
		1822_C	Administrative Analyst	3,237	B	3,935	7.00	7.00
		1823_C	Senior Administrative Analyst	3,773	B	4,585	16.00	16.00
		1824_C	Principal Administrative Analyst	4,367	B	5,309	6.00	6.00
		1842_C	Management Assistant	2,980	B	3,621	8.00	8.00
		1844_C	Senior Management Assistant	3,414	B	4,150	0.50	1.00
		1934_C	Storekeeper	2,191	B	2,662	16.00	16.00
		1938_C	Stores And Equipment Assistant Supervisor	2,837	B	3,451	1.00	1.00
		1942_C	Assistant Materials Coordinator	3,682	B	4,476	12.00	12.00
		2230_C	Physician Specialist	6,955	B	9,848	1.00	1.00
		2416_C	Laboratory Technician II	2,443	B	2,972	1.00	1.00
		5177_C	Safety Officer	4,841	B	5,883	1.50	2.00
		7120_C	Buildings And Grounds Maintenance Superintendent	5,634	B	5,634	1.00	1.00
		7262_C	Maintenance Planner	5,046	B	5,046	1.00	1.00
		7410_C	Automotive Service Worker	2,432	B	2,956	5.00	5.00
		7412_C	Automotive Service Worker Assistant Supervisor	2,675	B	3,251	1.00	1.00
		8108_C	Senior Legal Process Clerk	2,386	B	2,900	6.00	5.00
		8139_C	Industrial Injury Investigator	2,849	B	3,463	1.00	1.00
		8173_C	Legal Assistant	3,091	B	3,755	23.00	14.00
		8177_C	Attorney (Civil/Criminal)	4,731	B	8,287	5.50	5.00
		8253_C	Forensic Latent Examiner II	3,362	B	4,086	2.00	4.00
		8274_C	Police Cadet	1,506	B	1,826	1.00	1.00
		9209_C	Community Police Services Aide	2,509	B	3,050	17.00	17.00
		Q004_P	Police Officer III	3,666	B	5,098	123.00	123.00
		Q052_P	Sergeant III	5,916	B	5,916	34.00	34.00
		Q062_P	Lieutenant III	6,758	B	6,758	14.00	14.00
		Q082_P	Captain III	8,540	B	8,540	2.00	2.00
		TEMPM_E	Temporary - Miscellaneous	0	B	0	2.51	2.51
232086 POL Admin	10060 GF Work Order	1054_C	IS Business Analyst-Principal	4,644	B	5,842	0.77	1.00
Division Total:							**463.43**	**456.51**
232091 POL - FOB - Field Operations	10000 GF Annual Account Ctrl	0402_P	Deputy Chief III	11,738	B	11,738	3.00	3.00
		0490_P	Commander III	9,540	B	9,540	3.00	3.00
		0922_C	Manager I	4,168	B	5,321	1.00	1.00
		0933_C	Manager V	5,586	B	7,132	1.00	1.00
		1406_C	Senior Clerk	2,076	B	2,525	24.00	24.00
		1408_C	Principal Clerk	2,740	B	3,331	2.00	2.00
		1444_C	Secretary I	2,175	B	2,643	2.00	2.00
		1446_C	Secretary II	2,517	B	3,059	6.00	6.00
		1452_C	Executive Secretary II	3,015	B	3,665	2.00	2.00
		1770_C	Photographer	2,437	B	2,963	1.00	1.00
		1822_C	Administrative Analyst	3,237	B	3,935	4.00	4.00
		1823_C	Senior Administrative Analyst	3,773	B	4,585	2.00	2.00
		1842_C	Management Assistant	2,980	B	3,621	1.00	1.00
		5322_C	Graphic Artist	2,366	B	3,021	1.00	1.00
		7410_C	Automotive Service Worker	2,432	B	2,956	9.00	9.00
		8249_C	Fingerprint Technician I	2,300	B	2,796	5.00	5.00
		8250_C	Fingerprint Technician II	2,487	B	3,021	9.00	9.00
		8251_C	Fingerprint Technician III	2,675	B	3,251	5.00	5.00
		8253_C	Forensic Latent Examiner II	3,362	B	4,086	2.00	2.00
		8260_C	Criminalist II	4,202	B	5,107	22.00	22.00
		8262_C	Criminalist III	5,363	B	6,518	7.00	7.00
		8274_C	Police Cadet	1,506	B	1,826	14.00	14.00
		9209_C	Community Police Services Aide	2,509	B	3,050	49.00	49.00
		Q004_P	Police Officer III	3,666	B	5,098	1,516.23	1,537.00
		Q052_P	Sergeant III	5,916	B	5,916	433.00	433.00

Division	Fund	Job Code	Job Title	Low	Type	High	2020-2021 FTE	2021-2022 FTE
232091 POL - FOB - Field Operations	10000 GF Annual Account Ctrl	Q062_P	Lieutenant III	6,758	B	6,758	70.00	70.00
		Q082_P	Captain III	8,540	B	8,540	22.00	22.00
232091 POL - FOB - Field Operations	10010 GF Annual Authority Ctrl	1842_C	Management Assistant	2,980	B	3,621	1.00	1.00
232091 POL - FOB - Field Operations	10060 GF Work Order	8202_C	Security Guard	1,920	B	2,333	1.01	1.01
232091 POL - FOB - Field Operations	13590 SR SFPD-Auto Fingerprint Id	0922_C	Manager I	4,168	B	5,321	1.00	1.00
		0933_C	Manager V	5,586	B	7,132	1.00	1.00
		0955_C	Deputy Director V	7,271	B	9,278	1.00	1.00
		1043_C	IS Engineer-Senior	4,759	B	5,986	1.00	1.00
		8254_C	Forensic Latent Examiner Supervisor	3,708	B	4,505	1.00	1.00
232091 POL - FOB - Field Operations	14820 SR ETF-Gift	8274_C	Police Cadet	1,506	B	1,826	7.00	7.00
Division Total:							**2,230.24**	**2,251.01**
232104 POL - Airport	17960 AIR Op Annual Account Ctrl	0402_P	Deputy Chief III	11,738	B	11,738	1.00	1.00
		0490_P	Commander III	9,540	B	9,540	1.00	1.00
		1042_C	IS Engineer-Journey	4,294	B	5,401	1.00	1.00
		1070_C	IS Project Director	5,120	B	6,440	1.00	1.00
		1094_C	IT Operations Support Administrator IV	3,944	B	4,887	2.00	2.00
		1222_C	Senior Payroll And Personnel Clerk	2,809	B	3,414	2.00	2.00
		1224_C	Principal Payroll And Personnel Clerk	3,097	B	3,763	1.00	1.00
		1406_C	Senior Clerk	2,076	B	2,525	3.23	3.00
		1408_C	Principal Clerk	2,740	B	3,331	0.77	1.00
		1450_C	Executive Secretary I	2,740	B	3,331	1.00	1.00
		1452_C	Executive Secretary II	3,015	B	3,665	1.00	1.00
		1823_C	Senior Administrative Analyst	3,773	B	4,585	2.00	2.00
		1842_C	Management Assistant	2,980	B	3,621	3.00	3.00
		1942_C	Assistant Materials Coordinator	3,682	B	4,476	0.77	1.00
		8217_C	Community Police Services Aide Supervisor	2,905	B	3,531	16.00	16.00
		9209_C	Community Police Services Aide	2,509	B	3,050	200.00	200.00
		Q004_P	Police Officer III	3,666	B	5,098	188.31	188.00
		Q052_P	Sergeant III	5,916	B	5,916	37.69	38.00
		Q062_P	Lieutenant III	6,758	B	6,758	11.00	11.00
		Q082_P	Captain III	8,540	B	8,540	3.00	3.00
		TEMPM_E	Temporary - Miscellaneous	0	B	0	0.01	0.01
Division Total:							**476.78**	**477.01**
POL Department Total							**3,397.45**	**3,411.53**

Department: PRT Port

Division	Fund	Job Code	Job Title	Low	Type	High	2020-2021 FTE	2021-2022 FTE
210648 PRT Real Estate & Development	23680 PRT-OP Annual Account Ctrl	0922_C	Manager I	4,168	B	5,321	1.00	1.00
		0923_C	Manager II	4,476	B	5,713	4.00	4.00
		0931_C	Manager III	4,825	B	6,159	1.00	1.00
		0932_C	Manager IV	5,181	B	6,612	2.00	2.00
		0933_C	Manager V	5,586	B	7,132	1.00	1.00
		0953_C	Deputy Director III	5,998	B	7,655	1.00	1.00
		1446_C	Secretary II	2,517	B	3,059	2.00	2.00
		1823_C	Senior Administrative Analyst	3,773	B	4,585	1.00	1.00
		1842_C	Management Assistant	2,980	B	3,621	1.00	1.00
		1844_C	Senior Management Assistant	3,414	B	4,150	1.00	1.00
		4308_C	Senior Collections Officer	2,774	B	3,372	1.00	1.00
		5283_C	Planner V	5,524	B	6,713	1.00	1.00
		9386_C	Senior Property Manager, Port	4,519	B	5,491	3.00	3.00
		9395_C	Property Manager, Port	3,893	B	4,730	7.00	7.00
		TEMPM_E	Temporary - Miscellaneous	0	B	0	0.89	0.89
Division Total:							**27.89**	**27.89**
232110 PRT Planning & Environment	23680 PRT-OP Annual Account Ctrl	0931_C	Manager III	4,825	B	6,159	3.00	3.00
		0932_C	Manager IV	5,181	B	6,612	1.00	1.00
		0953_C	Deputy Director III	5,998	B	7,655	1.00	1.00
		1450_C	Executive Secretary I	2,740	B	3,331	1.00	1.00
		5278_C	Planner II	3,308	B	4,021	1.00	1.00
		5291_C	Planner III	3,926	B	4,772	2.00	2.00
		5293_C	Planner IV	4,655	B	5,657	1.00	1.00
		5299_C	Planner IV-Environmental Review	4,655	B	5,657	1.00	1.00
		5620_C	Regulatory Specialist	3,926	B	4,772	1.00	1.00
		TEMPM_E	Temporary - Miscellaneous	0	B	0	1.96	1.96
Division Total:							**13.96**	**13.96**
232111 PRT Maritime	23680 PRT-OP Annual Account Ctrl	0931_C	Manager III	4,825	B	6,159	1.00	1.00
		0932_C	Manager IV	5,181	B	6,612	1.00	1.00
		0953_C	Deputy Director III	5,998	B	7,655	1.00	1.00
		1406_C	Senior Clerk	2,076	B	2,525	1.00	1.00
		1408_C	Principal Clerk	2,740	B	3,331	1.00	1.00
		1824_C	Principal Administrative Analyst	4,367	B	5,309	1.00	1.00
		5299_C	Planner IV-Environmental Review	4,655	B	5,657	1.00	1.00
		9357_C	Wharfinger I/II	3,050	B	4,730	4.00	4.00
		9376_C	Marine Operations Specialist	3,561	B	4,328	1.00	1.00
		9393_C	Maritime Marketing Representative	4,348	B	5,285	2.00	2.00
		TEMPM_E	Temporary - Miscellaneous	0	B	0	0.62	0.62
232111 PRT Maritime	24530 PRT-SBH Annual Authority Ctrl	0922_C	Manager I	4,168	B	5,321	1.00	1.00
		1406_C	Senior Clerk	2,076	B	2,525	0.60	0.60
		1840_C	Junior Management Assistant	2,623	B	3,190	1.00	1.00
		1844_C	Senior Management Assistant	3,414	B	4,150	1.00	1.00
		3232_C	Marina Assistant	2,289	B	2,783	7.00	7.00
		3233_C	Marina Associate Manager	2,585	B	3,142	1.00	1.00
Division Total:							**26.22**	**26.22**
232112 PRT Finance And Administration	23680 PRT-OP Annual Account Ctrl	0922_C	Manager I	4,168	B	5,321	2.00	2.00
		0923_C	Manager II	4,476	B	5,713	1.00	1.00
		0931_C	Manager III	4,825	B	6,159	1.00	1.00
		0932_C	Manager IV	5,181	B	6,612	1.00	1.00
		0933_C	Manager V	5,586	B	7,132	2.00	2.00
		0953_C	Deputy Director III	5,998	B	7,655	1.00	1.00
		1042_C	IS Engineer-Journey	4,294	B	5,401	2.00	2.00
		1044_C	IS Engineer-Principal	5,120	B	6,440	1.00	1.00
		1053_C	IS Business Analyst-Senior	4,011	B	5,046	2.00	2.00
		1054_C	IS Business Analyst-Principal	4,644	B	5,842	1.00	1.00
		1070_C	IS Project Director	5,120	B	6,440	1.00	1.00
		1091_C	IT Operations Support Administrator I	2,273	B	2,816	1.00	1.00
		1204_C	Senior Personnel Clerk	2,579	B	3,135	1.00	1.00

Division	Fund	Job Code	Job Title	Low	Type	High	2020-2021 FTE	2021-2022 FTE
232112 PRT Finance And Administration	23680 PRT-OP Annual Account Ctrl	1222_C	Senior Payroll And Personnel Clerk	2,809	B	3,414	1.00	1.00
		1224_C	Principal Payroll And Personnel Clerk	3,097	B	3,763	1.00	1.00
		1241_C	Human Resources Analyst	2,791	B	4,107	1.00	1.00
		1244_C	Senior Human Resources Analyst	3,944	B	4,792	3.00	3.00
		1406_C	Senior Clerk	2,076	B	2,525	2.00	2.00
		1408_C	Principal Clerk	2,740	B	3,331	1.00	1.00
		1426_C	Senior Clerk Typist	2,284	B	2,774	1.00	1.00
		1632_C	Senior Account Clerk	2,487	B	3,021	3.00	3.00
		1634_C	Principal Account Clerk	2,809	B	3,414	1.00	1.00
		1652_C	Accountant II	3,002	B	3,646	5.00	5.00
		1654_C	Accountant III	3,631	B	4,413	3.00	3.00
		1823_C	Senior Administrative Analyst	3,773	B	4,585	2.00	2.00
		1824_C	Principal Administrative Analyst	4,367	B	5,309	2.00	2.00
		1825_C	Principal Administrative Analyst II	4,783	B	5,816	2.00	2.00
		1844_C	Senior Management Assistant	3,414	B	4,150	2.00	2.00
		TEMPM_E	Temporary - Miscellaneous	0	B	0	0.64	0.64
232112 PRT Finance And Administration	23700 PRT-OP ContinuingAuthorityCtrl	0922_C	Manager I	4,168	B	5,321	2.00	2.00
		1657_C	Accountant IV	4,202	B	5,107	1.00	1.00
		1823_C	Senior Administrative Analyst	3,773	B	4,585	2.00	2.00
		1824_C	Principal Administrative Analyst	4,367	B	5,309	2.00	2.00
		1844_C	Senior Management Assistant	3,414	B	4,150	1.00	1.00
		3417_C	Gardener	2,443	B	2,972	1.00	1.00
		5211_C	Engineer/Architect/Landscape Architect Senior	5,856	B	7,117	0.00	1.00
		5218_C	Structural Engineer	5,577	B	6,778	1.00	1.00
		5283_C	Planner V	5,524	B	6,713	1.00	1.00
		5291_C	Planner III	3,926	B	4,772	2.00	2.00
		5299_C	Planner IV-Environmental Review	4,655	B	5,657	2.00	2.00
		5502_C	Project Manager I	5,697	B	5,697	7.00	7.00
		5504_C	Project Manager II	6,592	B	6,592	2.00	2.00
		5506_C	Project Manager III	8,003	B	8,003	5.00	5.00
		5508_C	Project Manager IV	8,926	B	8,926	1.00	1.00
		7215_C	General Laborer Supervisor I	2,667	B	3,242	2.00	2.00
		7311_C	Cement Mason	2,837	B	3,451	1.00	1.00
		7347_C	Plumber	3,727	B	4,532	3.00	3.00
		7355_C	Truck Driver	2,894	B	3,684	3.00	3.00
		7376_C	Sheet Metal Worker	3,748	B	4,556	1.00	1.00
		7514_C	General Laborer	2,361	B	2,871	5.00	5.00
		9251_C	Public Relations Manager	4,721	B	5,740	1.00	1.00
		9330_C	Pile Worker	3,414	B	4,150	11.00	11.00
		9331_C	Piledriver Engine Operator	3,540	B	4,303	1.00	1.00
		9332_C	Piledriver Supervisor I	3,819	B	4,642	2.00	2.00
		9343_C	Roofer	2,992	B	3,637	1.00	1.00
Division Total:							**108.64**	**109.64**
232113 PRT Maintenance	23680 PRT-OP Annual Account Ctrl	0931_C	Manager III	4,825	B	6,159	2.00	2.00
		0953_C	Deputy Director III	5,998	B	7,655	1.00	1.00
		1406_C	Senior Clerk	2,076	B	2,525	1.00	1.00
		1450_C	Executive Secretary I	2,740	B	3,331	1.00	1.00
		1823_C	Senior Administrative Analyst	3,773	B	4,585	1.00	1.00
		1934_C	Storekeeper	2,191	B	2,662	1.00	1.00
		1938_C	Stores And Equipment Assistant Supervisor	2,837	B	3,451	1.00	1.00
		3417_C	Gardener	2,443	B	2,972	3.00	3.00
		5177_C	Safety Officer	4,841	B	5,883	1.00	1.00
		6139_C	Senior Industrial Hygienist	4,841	B	5,883	1.00	1.00
		7205_C	Chief Stationary Engineer	4,909	B	4,909	1.00	1.00
		7213_C	Plumber Supervisor I	4,193	B	5,096	1.00	1.00
		7215_C	General Laborer Supervisor I	2,667	B	3,242	2.00	2.00
		7226_C	Carpenter Supervisor I	3,952	B	4,804	1.00	1.00
		7238_C	Electrician Supervisor I	4,071	B	4,950	1.00	1.00
		7242_C	Painter Supervisor I	3,350	B	4,291	1.00	1.00

Division	Fund	Job Code	Job Title	Low	Type	High	2020-2021 FTE	2021-2022 FTE
232113 PRT Maintenance	23680 PRT-OP Annual Account Ctrl	7258_C	Maintenance Machinist Supervisor I	5,114	B	5,114	1.00	1.00
		7262_C	Maintenance Planner	5,046	B	5,046	1.00	1.00
		7282_C	Street Repair Supervisor II	3,748	B	4,556	1.00	1.00
		7327_C	Apprentice Maintenance Machinist I	2,197	B	2,796	0.50	0.50
		7328_C	Operating Engineer, Universal	3,491	B	4,242	1.00	1.00
		7331_C	Apprentice Maintenance Machinist II	2,997	B	3,594	1.00	1.00
		7332_C	Maintenance Machinist	3,308	B	4,015	2.00	2.00
		7334_C	Stationary Engineer	3,869	B	3,869	2.00	2.00
		7344_C	Carpenter	3,203	B	3,893	4.00	4.00
		7345_C	Electrician	3,602	B	4,377	6.00	6.00
		7346_C	Painter	2,949	B	3,583	4.00	4.00
		7347_C	Plumber	3,727	B	4,532	6.00	6.00
		7355_C	Truck Driver	2,894	B	3,684	4.00	4.00
		7376_C	Sheet Metal Worker	3,748	B	4,556	3.00	3.00
		7395_C	Ornamental Iron Worker	3,097	B	3,763	4.00	4.00
		7404_C	Asphalt Finisher	2,493	B	3,029	1.00	1.00
		7502_C	Asphalt Worker	2,408	B	2,929	2.00	2.00
		7514_C	General Laborer	2,361	B	2,871	16.00	16.00
		9330_C	Pile Worker	3,414	B	4,150	11.00	11.00
		9331_C	Piledriver Engine Operator	3,540	B	4,303	2.00	2.00
		9332_C	Piledriver Supervisor I	3,819	B	4,642	3.00	3.00
		9342_C	Ornamental Iron Worker Supervisor I	3,521	B	4,274	1.00	1.00
		9343_C	Roofer	2,992	B	3,637	4.00	4.00
		9344_C	Roofer Supervisor I	3,451	B	4,193	1.00	1.00
		9345_C	Sheet Metal Supervisor I	4,193	B	5,096	1.00	1.00
		9346_C	Fusion Welder	3,672	B	4,463	3.00	3.00
		9354_C	Elevator and Crane Technician	4,168	B	5,067	2.00	2.00
		9358_C	Crane Mechanic Supervisor	4,377	B	5,321	1.00	1.00
		TEMPM_E	Temporary - Miscellaneous	0	B	0	1.12	1.12
Division Total:							**109.62**	**109.62**
232115 PRT Executive	23680 PRT-OP Annual Account Ctrl	0922_C	Manager I	4,168	B	5,321	2.00	2.00
		0923_C	Manager II	4,476	B	5,713	2.00	2.00
		0932_C	Manager IV	5,181	B	6,612	1.00	1.00
		0954_C	Deputy Director IV	6,829	B	8,714	1.00	1.00
		1312_C	Public Information Officer	2,987	B	3,631	1.00	1.00
		1822_C	Administrative Analyst	3,237	B	3,935	1.00	1.00
		5504_C	Project Manager II	6,592	B	6,592	1.00	1.00
		9399_C	Port Director	11,284	B	11,623	1.00	1.00
Division Total:							**10.00**	**10.00**
290644 PRT Engineering	23680 PRT-OP Annual Account Ctrl	0953_C	Deputy Director III	5,998	B	7,655	1.00	1.00
		1408_C	Principal Clerk	2,740	B	3,331	1.00	1.00
		1844_C	Senior Management Assistant	3,414	B	4,150	1.00	1.00
		5207_C	Associate Engineer	4,369	B	5,311	3.00	3.00
		5211_C	Engineer/Architect/Landscape Architect Senior	5,856	B	7,117	4.00	4.00
		5212_C	Engineer/Architect Principal	6,796	B	8,262	1.00	1.00
		5241_C	Engineer	5,058	B	6,150	7.00	7.00
		5266_C	Architectural Associate II	4,328	B	5,260	1.00	1.00
		5314_C	Survey Associate	3,630	B	4,412	2.00	2.00
		5366_C	Engineering Associate II	3,561	B	4,328	1.00	1.00
		6318_C	Construction Inspector	3,755	B	4,566	2.00	2.00
		6331_C	Building Inspector	4,168	B	5,067	1.00	1.00
		6333_C	Senior Building Inspector	4,597	B	5,586	1.00	1.00
		6334_C	Chief Building Inspector	5,067	B	6,159	1.00	1.00
		TEMPM_E	Temporary - Miscellaneous	0	B	0	0.42	0.42
Division Total:							**27.42**	**27.42**
PRT Department Total							**323.75**	**324.75**

Department: PUC Public Utilities Commissn

Division	Fund	Job Code	Job Title	Low	Type	High	2020-2021 FTE	2021-2022 FTE
198644 HHP CleanPowerSF	24750 HH CleanPowerSF Op Annual Acco	0923_C	Manager II	4,476	B	5,713	1.77	2.00
		0931_C	Manager III	4,825	B	6,159	1.00	1.00
		0933_C	Manager V	5,586	B	7,132	2.00	2.00
		0941_C	Manager VI	5,998	B	7,655	1.00	1.00
		1044_C	IS Engineer-Principal	5,120	B	6,440	0.00	0.77
		1244_C	Senior Human Resources Analyst	3,944	B	4,792	0.00	0.77
		1314_C	Public Relations Officer	3,561	B	4,328	0.00	0.77
		1478_C	Utility Services Representative	2,585	B	3,142	0.00	1.54
		1480_C	Utility Services Representative Supervisor	2,837	B	3,451	0.77	1.00
		1654_C	Accountant III	3,631	B	4,413	0.77	1.00
		1823_C	Senior Administrative Analyst	3,773	B	4,585	0.77	1.00
		1825_C	Principal Administrative Analyst II	4,783	B	5,816	1.00	1.00
		1842_C	Management Assistant	2,980	B	3,621	1.00	1.00
		5408_C	Coordinator of Citizen Involvement	4,150	B	5,043	1.00	1.00
		5601_C	Utility Analyst	2,559	B	3,972	5.54	6.77
		5602_C	Utility Specialist	3,863	B	5,712	12.85	15.54
		5620_C	Regulatory Specialist	3,926	B	4,772	0.00	0.77
		7484_C	Senior Power Generation Technician	4,182	B	5,084	1.00	1.00
		TEMPM_E	Temporary - Miscellaneous	0	B	0	19.56	11.98
Division Total:							**50.03**	**51.91**
229309 WWE Wastewater Enterprise	20160 WWE Op Annual Account Ctrl	0922_C	Manager I	4,168	B	5,321	2.00	2.00
		0923_C	Manager II	4,476	B	5,713	1.00	1.00
		0931_C	Manager III	4,825	B	6,159	1.00	1.00
		0932_C	Manager IV	5,181	B	6,612	5.00	5.00
		0933_C	Manager V	5,586	B	7,132	2.00	2.00
		0941_C	Manager VI	5,998	B	7,655	2.00	2.00
		0942_C	Manager VII	6,426	B	8,200	2.00	2.00
		0955_C	Deputy Director V	7,271	B	9,278	1.00	1.00
		1042_C	IS Engineer-Journey	4,294	B	5,401	4.00	4.00
		1043_C	IS Engineer-Senior	4,759	B	5,986	3.00	3.00
		1044_C	IS Engineer-Principal	5,120	B	6,440	1.00	1.00
		1052_C	IS Business Analyst	3,465	B	4,358	1.00	1.00
		1054_C	IS Business Analyst-Principal	4,644	B	5,842	1.00	1.00
		1070_C	IS Project Director	5,120	B	6,440	1.00	1.00
		1093_C	IT Operations Support Administrator III	3,245	B	4,021	1.00	1.00
		1094_C	IT Operations Support Administrator IV	3,944	B	4,887	2.00	2.00
		1222_C	Senior Payroll And Personnel Clerk	2,809	B	3,414	1.00	1.00
		1230_C	Instructional Designer	3,755	B	4,566	2.00	2.00
		1402_C	Junior Clerk	1,838	B	2,233	1.00	1.00
		1406_C	Senior Clerk	2,076	B	2,525	5.00	5.00
		1424_C	Clerk Typist	2,082	B	2,530	2.00	2.00
		1426_C	Senior Clerk Typist	2,284	B	2,774	3.00	3.00
		1446_C	Secretary II	2,517	B	3,059	4.00	4.00
		1450_C	Executive Secretary I	2,740	B	3,331	2.00	2.00
		1452_C	Executive Secretary II	3,015	B	3,665	2.00	2.00
		1480_C	Utility Services Representative Supervisor	2,837	B	3,451	0.77	1.00
		1630_C	Account Clerk	2,147	B	2,610	1.00	1.00
		1632_C	Senior Account Clerk	2,487	B	3,021	3.00	3.00
		1704_C	Communications Dispatcher I	2,212	B	2,687	1.00	1.00
		1820_C	Junior Administrative Analyst	2,461	B	2,992	2.00	2.00
		1822_C	Administrative Analyst	3,237	B	3,935	2.00	2.77
		1823_C	Senior Administrative Analyst	3,773	B	4,585	3.00	3.00
		1824_C	Principal Administrative Analyst	4,367	B	5,309	1.00	1.00
		1825_C	Principal Administrative Analyst II	4,783	B	5,816	1.00	1.00
		1842_C	Management Assistant	2,980	B	3,621	1.00	1.00
		1843_C	Exec Dir, Southeast Community Facility Commission	4,150	B	5,043	1.00	1.00
		1844_C	Senior Management Assistant	3,414	B	4,150	1.00	1.00
		1934_C	Storekeeper	2,191	B	2,662	3.00	3.00

Division	Fund	Job Code	Job Title	Low	Type	High	2020-2021 FTE	2021-2022 FTE
229309 WWE Wastewater Enterprise	20160 WWE Op Annual Account Ctrl	1936_C	Senior Storekeeper	2,333	B	2,837	1.00	1.00
		1938_C	Stores And Equipment Assistant Supervisor	2,837	B	3,451	1.00	1.00
		1942_C	Assistant Materials Coordinator	3,682	B	4,476	1.00	1.00
		1944_C	Materials Coordinator	4,367	B	5,309	1.00	1.00
		1950_C	Assistant Purchaser	2,541	B	3,091	4.00	4.00
		2481_C	Water Quality Technician	2,643	B	3,718	13.50	13.50
		2482_C	Water Quality Technician III	3,292	B	4,002	5.00	5.00
		2486_C	Chemist	3,135	B	4,413	13.00	13.00
		2487_C	Chemist III	4,413	B	5,363	3.00	3.00
		2488_C	Supervising Chemist	4,573	B	5,558	5.00	5.00
		2489_C	Laboratory Services Manager	5,156	B	6,267	1.00	1.00
		3417_C	Gardener	2,443	B	2,972	7.00	7.00
		3422_C	Park Section Supervisor	2,972	B	3,612	2.00	2.00
		4119_C	Events & Facilities Specialist	3,083	B	3,748	1.00	1.00
		5130_C	Sewage Treatment Plant Superintendent	5,081	B	6,177	6.00	6.00
		5177_C	Safety Officer	4,841	B	5,883	1.00	1.00
		5207_C	Associate Engineer	4,369	B	5,311	24.00	24.77
		5211_C	Engineer/Architect/Landscape Architect Senior	5,856	B	7,117	8.50	8.50
		5212_C	Engineer/Architect Principal	6,796	B	8,262	2.00	2.00
		5241_C	Engineer	5,058	B	6,150	9.00	9.00
		5299_C	Planner IV-Environmental Review	4,655	B	5,657	1.00	1.00
		5362_C	Engineering Assistant	2,774	B	3,372	1.00	1.00
		5364_C	Engineering Associate I	3,075	B	3,739	1.00	1.00
		5366_C	Engineering Associate II	3,561	B	4,328	2.00	2.00
		5408_C	Coordinator of Citizen Involvement	4,150	B	5,043	1.00	1.00
		5601_C	Utility Analyst	2,559	B	3,972	5.77	7.54
		5602_C	Utility Specialist	3,863	B	5,712	13.77	14.00
		5620_C	Regulatory Specialist	3,926	B	4,772	3.00	3.00
		6115_C	Wastewater Control Inspector	3,561	B	4,328	6.77	7.00
		6116_C	Supervising Wastewater Control Inspector	4,303	B	5,230	4.00	4.00
		6138_C	Industrial Hygienist	4,390	B	5,336	1.00	1.00
		6319_C	Senior Contruction Inspector	4,141	B	5,034	1.00	1.00
		7132_C	Telecommunication Supervisor	4,701	B	5,713	1.00	1.00
		7208_C	Heavy Equipment Operations Supervisor	4,048	B	4,921	1.00	1.00
		7213_C	Plumber Supervisor I	4,193	B	5,096	1.00	1.00
		7215_C	General Laborer Supervisor I	2,667	B	3,242	2.00	2.00
		7219_C	Maintenance Scheduler	2,809	B	3,414	1.00	1.00
		7226_C	Carpenter Supervisor I	3,952	B	4,804	1.00	1.00
		7238_C	Electrician Supervisor I	4,071	B	4,950	2.77	3.00
		7242_C	Painter Supervisor I	3,350	B	4,291	1.00	1.00
		7246_C	Sewer Repair Supervisor	3,926	B	4,772	5.00	5.00
		7252_C	Chief Stationary Engineer, Sewage Plant	5,345	B	5,345	16.77	17.00
		7262_C	Maintenance Planner	5,046	B	5,046	9.00	9.00
		7263_C	Maintenance Manager	4,422	B	5,373	1.00	1.00
		7276_C	Electrician Supervisor II	4,532	B	5,509	1.00	1.00
		7313_C	Automotive Machinist	3,747	B	3,747	1.00	1.00
		7329_C	Electronic Maintenance Technician Asst Supervisor	4,315	B	5,246	3.00	3.77
		7332_C	Maintenance Machinist	3,308	B	4,015	3.00	3.00
		7336_C	Electronic Instrumentation Tech Wtr Pollution Ctrl	4,060	B	4,934	12.00	12.77
		7337_C	Maintenance Machinist Assistant Supervisor	3,784	B	4,597	1.00	1.00
		7344_C	Carpenter	3,203	B	3,893	2.00	2.00
		7345_C	Electrician	3,602	B	4,377	14.77	15.00
		7346_C	Painter	2,949	B	3,583	4.00	4.00
		7347_C	Plumber	3,727	B	4,532	3.00	3.00
		7355_C	Truck Driver	2,894	B	3,684	13.00	13.00
		7372_C	Stationary Engineer, Sewage Plant	4,216	B	4,216	126.00	126.00
		7373_C	Senior Stationary Engineer, Sewage Plant	4,772	B	4,772	38.00	38.00
		7410_C	Automotive Service Worker	2,432	B	2,956	1.00	1.00

Division	Fund	Job Code	Job Title	Low	Type	High	2020-2021 FTE	2021-2022 FTE
229309 WWE Wastewater Enterprise	20160 WWE Op Annual Account Ctrl	7421_C	Sewer Maintenance Worker	2,643	B	3,212	2.00	2.00
		7449_C	Sewer Service Worker	3,521	B	4,274	31.54	32.00
		7510_C	Lighting Fixture Maintenance Worker	2,086	B	2,535	1.00	1.00
		7514_C	General Laborer	2,361	B	2,871	18.00	18.00
		9708_C	Employment & Training Specialist VI	4,463	B	5,424	1.00	1.00
		9910_C	Public Service Trainee	0	C	0	7.00	7.00
		TEMPM_E	Temporary - Miscellaneous	0	B	0	4.10	5.51
Division Total:							**553.03**	**561.13**
231637 HHP Hetch Hetchy Water & Power	24970 HHWP Op Annual Account Ctrl	0922_C	Manager I	4,168	B	5,321	2.00	2.00
		0923_C	Manager II	4,476	B	5,713	7.00	7.00
		0931_C	Manager III	4,825	B	6,159	10.00	10.00
		0932_C	Manager IV	5,181	B	6,612	1.00	1.00
		0933_C	Manager V	5,586	B	7,132	4.00	4.00
		0941_C	Manager VI	5,998	B	7,655	1.54	2.00
		0942_C	Manager VII	6,426	B	8,200	1.00	1.00
		0955_C	Deputy Director V	7,271	B	9,278	1.00	1.00
		1041_C	IS Engineer-Assistant	3,878	B	4,877	3.00	3.00
		1042_C	IS Engineer-Journey	4,294	B	5,401	4.00	4.00
		1043_C	IS Engineer-Senior	4,759	B	5,986	2.00	2.00
		1044_C	IS Engineer-Principal	5,120	B	6,440	1.00	1.00
		1053_C	IS Business Analyst-Senior	4,011	B	5,046	1.00	1.00
		1062_C	IS Programmer Analyst	2,992	B	3,763	1.00	1.00
		1092_C	IT Operations Support Administrator II	2,669	B	3,308	1.00	1.00
		1093_C	IT Operations Support Administrator III	3,245	B	4,021	1.00	1.00
		1094_C	IT Operations Support Administrator IV	3,944	B	4,887	1.00	1.00
		1224_C	Principal Payroll And Personnel Clerk	3,097	B	3,763	1.00	1.00
		1232_C	Training Officer	3,407	B	4,141	1.00	1.00
		1406_C	Senior Clerk	2,076	B	2,525	5.00	5.00
		1452_C	Executive Secretary II	3,015	B	3,665	2.00	2.00
		1630_C	Account Clerk	2,147	B	2,610	1.00	1.00
		1632_C	Senior Account Clerk	2,487	B	3,021	3.00	3.00
		1820_C	Junior Administrative Analyst	2,461	B	2,992	2.00	2.00
		1822_C	Administrative Analyst	3,237	B	3,935	2.00	2.00
		1823_C	Senior Administrative Analyst	3,773	B	4,585	2.00	2.00
		1824_C	Principal Administrative Analyst	4,367	B	5,309	4.00	4.00
		1840_C	Junior Management Assistant	2,623	B	3,190	4.00	4.00
		1842_C	Management Assistant	2,980	B	3,621	4.00	4.00
		1844_C	Senior Management Assistant	3,414	B	4,150	1.00	1.00
		1931_C	Senior Parts Storekeeper	2,675	B	3,251	2.00	2.00
		1932_C	Assistant Storekeeper	1,997	B	2,427	1.00	1.00
		1934_C	Storekeeper	2,191	B	2,662	1.00	1.00
		1942_C	Assistant Materials Coordinator	3,682	B	4,476	2.00	2.00
		1944_C	Materials Coordinator	4,367	B	5,309	2.00	2.00
		2706_C	Housekeeper/Food Service Cleaner	1,838	B	2,233	5.00	5.00
		2708_C	Custodian	2,092	B	2,541	1.00	1.00
		3417_C	Gardener	2,443	B	2,972	2.00	2.00
		3426_C	Forester	3,637	B	4,422	1.00	1.00
		3434_C	Arborist Technician	2,695	B	3,692	2.00	2.00
		5148_C	Water Operations Analyst	5,815	B	5,815	2.00	2.00
		5201_C	Junior Engineer	3,324	B	4,041	0.77	1.00
		5203_C	Assistant Engineer	3,754	B	4,563	3.00	3.00
		5207_C	Associate Engineer	4,369	B	5,311	6.00	6.00
		5211_C	Engineer/Architect/Landscape Architect Senior	5,856	B	7,117	6.00	6.00
		5212_C	Engineer/Architect Principal	6,796	B	8,262	2.00	2.00
		5216_C	Chief Surveyor	4,677	B	5,685	1.00	1.00
		5241_C	Engineer	5,058	B	6,150	15.00	15.00
		5277_C	Planner I	2,721	B	3,308	1.00	1.00
		5305_C	Materials Testing Technician	2,748	B	3,341	1.00	1.00
		5312_C	Survey Assistant II	3,150	B	3,830	1.00	1.00

Division	Fund	Job Code	Job Title	Low	Type	High	2020-2021 FTE	2021-2022 FTE
231637 HHP Hetch Hetchy Water & Power	24970 HHWP Op Annual Account Ctrl	5314_C	Survey Associate	3,630	B	4,412	2.00	2.00
		5362_C	Engineering Assistant	2,774	B	3,372	3.00	3.00
		5366_C	Engineering Associate II	3,561	B	4,328	2.00	2.00
		5601_C	Utility Analyst	2,559	B	3,972	10.77	11.77
		5602_C	Utility Specialist	3,863	B	5,712	35.00	35.00
		5620_C	Regulatory Specialist	3,926	B	4,772	1.00	1.00
		6130_C	Safety Analyst	4,390	B	5,336	0.77	1.00
		6319_C	Senior Contruction Inspector	4,141	B	5,034	1.00	1.00
		7120_C	Buildings And Grounds Maintenance Superintendent	5,634	B	5,634	1.00	1.00
		7126_C	Mechanical Shop And Equipment Superintendent	4,443	B	5,394	1.00	1.00
		7215_C	General Laborer Supervisor I	2,667	B	3,242	3.00	3.00
		7219_C	Maintenance Scheduler	2,809	B	3,414	3.00	3.00
		7226_C	Carpenter Supervisor I	3,952	B	4,804	1.00	1.00
		7229_C	Transmission Line Supervisor I	4,454	B	5,414	3.00	3.00
		7232_C	Hetch Hetchy Mechanical Shop Supervisor	4,381	B	4,381	1.00	1.00
		7238_C	Electrician Supervisor I	4,071	B	4,950	2.00	2.00
		7242_C	Painter Supervisor I	3,350	B	4,291	1.00	1.00
		7250_C	Utility Plumber Supervisor I	4,193	B	5,096	1.00	1.00
		7259_C	Water And Power Maintenance Supervisor I	3,221	B	3,915	3.00	3.77
		7262_C	Maintenance Planner	5,046	B	5,046	7.00	7.00
		7263_C	Maintenance Manager	4,422	B	5,373	1.00	1.00
		7270_C	Watershed Keeper Supervisor	2,905	B	3,531	1.00	1.00
		7284_C	Utility Plumber Supervisor II	4,622	B	5,618	1.00	1.00
		7285_C	Transmission Line Worker Supervisor II	4,958	B	6,027	1.00	1.00
		7287_C	Supervising Electronic Maintenance Technician	4,622	B	5,618	1.00	1.00
		7318_C	Electronic Maintenance Technician	3,994	B	4,853	7.00	7.00
		7325_C	General Utility Mechanic	4,142	B	4,142	11.00	11.00
		7328_C	Operating Engineer, Universal	3,491	B	4,242	4.00	4.77
		7329_C	Electronic Maintenance Technician Asst Supervisor	4,315	B	5,246	1.00	1.00
		7338_C	Electrical Line Worker	4,376	B	4,376	5.00	5.00
		7344_C	Carpenter	3,203	B	3,893	4.00	4.00
		7345_C	Electrician	3,602	B	4,377	9.54	10.00
		7346_C	Painter	2,949	B	3,583	3.00	3.00
		7350_C	Transmission and Distribution Line Worker	4,825	B	4,825	11.54	12.77
		7355_C	Truck Driver	2,894	B	3,684	5.00	5.00
		7372_C	Stationary Engineer, Sewage Plant	4,216	B	4,216	5.00	5.00
		7373_C	Senior Stationary Engineer, Sewage Plant	4,772	B	4,772	1.00	1.00
		7388_C	Utility Plumber	3,727	B	4,532	3.00	3.00
		7432_C	Electrical Line Helper	2,963	B	3,602	7.54	8.00
		7470_C	Watershed Keeper	2,599	B	3,158	6.00	6.00
		7482_C	Power Generation Technician II	3,916	B	4,759	13.00	13.00
		7484_C	Senior Power Generation Technician	4,182	B	5,084	9.00	9.00
		7488_C	Power Generation Supervisor	4,887	B	5,940	5.00	5.00
		7514_C	General Laborer	2,361	B	2,871	22.00	22.00
		TEMPM_E	Temporary - Miscellaneous	0	B	0	13.94	11.85
Division Total:							**366.41**	**369.93**
232176 PUB Public Utilities Bureaus	27180 PUC Operating Fund	0922_C	Manager I	4,168	B	5,321	9.00	9.00
		0923_C	Manager II	4,476	B	5,713	10.77	11.00
		0931_C	Manager III	4,825	B	6,159	8.00	8.00
		0932_C	Manager IV	5,181	B	6,612	5.00	5.00
		0933_C	Manager V	5,586	B	7,132	7.00	7.00
		0941_C	Manager VI	5,998	B	7,655	11.00	11.00
		0942_C	Manager VII	6,426	B	8,200	2.00	2.00
		0955_C	Deputy Director V	7,271	B	9,278	3.00	3.00
		1031_C	IS Trainer-Assistant	2,669	B	3,245	1.00	1.00
		1041_C	IS Engineer-Assistant	3,878	B	4,877	2.00	2.00
		1042_C	IS Engineer-Journey	4,294	B	5,401	10.00	10.00

Division	Fund	Job Code	Job Title	Low	Type	High	2020-2021 FTE	2021-2022 FTE
232176 PUB Public Utilities Bureaus	27180 PUC Operating Fund	1043_C	IS Engineer-Senior	4,759	B	5,986	20.00	20.00
		1044_C	IS Engineer-Principal	5,120	B	6,440	16.00	16.77
		1052_C	IS Business Analyst	3,465	B	4,358	2.00	2.00
		1053_C	IS Business Analyst-Senior	4,011	B	5,046	3.00	3.00
		1054_C	IS Business Analyst-Principal	4,644	B	5,842	7.00	7.00
		1063_C	IS Programmer Analyst-Senior	3,635	B	4,576	2.00	2.00
		1070_C	IS Project Director	5,120	B	6,440	4.00	4.00
		1093_C	IT Operations Support Administrator III	3,245	B	4,021	3.00	3.00
		1094_C	IT Operations Support Administrator IV	3,944	B	4,887	6.00	6.00
		1095_C	IT Operations Support Administrator V	4,242	B	5,260	2.00	2.00
		1204_C	Senior Personnel Clerk	2,579	B	3,135	3.00	3.00
		1218_C	Payroll Supervisor	3,602	B	4,377	1.00	1.00
		1222_C	Senior Payroll And Personnel Clerk	2,809	B	3,414	6.00	6.00
		1226_C	Chief Payroll And Personnel Clerk	3,266	B	3,969	1.00	1.00
		1230_C	Instructional Designer	3,755	B	4,566	1.00	1.00
		1231_C	EEO Programs Senior Specialist	4,181	B	5,081	1.00	1.00
		1232_C	Training Officer	3,407	B	4,141	3.00	3.00
		1241_C	Human Resources Analyst	2,791	B	4,107	6.00	9.08
		1244_C	Senior Human Resources Analyst	3,944	B	4,792	14.31	16.54
		1246_C	Principal Human Resources Analyst	4,677	B	5,685	4.00	4.00
		1310_C	Public Relations Assistant	2,254	B	2,740	1.00	1.00
		1312_C	Public Information Officer	2,987	B	3,631	1.00	1.00
		1314_C	Public Relations Officer	3,561	B	4,328	8.00	8.00
		1426_C	Senior Clerk Typist	2,284	B	2,774	1.00	1.00
		1446_C	Secretary II	2,517	B	3,059	2.00	2.00
		1450_C	Executive Secretary I	2,740	B	3,331	2.00	2.00
		1454_C	Executive Secretary III	3,277	B	3,981	1.00	1.00
		1466_C	Meter Reader	2,403	B	2,921	4.00	4.00
		1474_C	Claims Process Clerk	2,361	B	2,871	1.00	1.00
		1478_C	Utility Services Representative	2,585	B	3,142	43.00	43.00
		1480_C	Utility Services Representative Supervisor	2,837	B	3,451	12.00	12.00
		1630_C	Account Clerk	2,147	B	2,610	1.00	1.00
		1632_C	Senior Account Clerk	2,487	B	3,021	5.00	5.00
		1634_C	Principal Account Clerk	2,809	B	3,414	1.00	1.00
		1652_C	Accountant II	3,002	B	3,646	9.00	9.00
		1654_C	Accountant III	3,631	B	4,413	16.00	16.00
		1657_C	Accountant IV	4,202	B	5,107	8.00	8.00
		1820_C	Junior Administrative Analyst	2,461	B	2,992	3.00	3.00
		1822_C	Administrative Analyst	3,237	B	3,935	9.77	11.54
		1823_C	Senior Administrative Analyst	3,773	B	4,585	5.77	6.77
		1824_C	Principal Administrative Analyst	4,367	B	5,309	16.54	17.00
		1825_C	Principal Administrative Analyst II	4,783	B	5,816	8.00	8.00
		1840_C	Junior Management Assistant	2,623	B	3,190	1.00	1.00
		1842_C	Management Assistant	2,980	B	3,621	5.00	5.77
		1844_C	Senior Management Assistant	3,414	B	4,150	1.77	2.00
		3374_C	Volunteer/Outreach Coordinator	2,844	B	3,457	1.00	1.00
		4310_C	Commercial Division Assistant Supervisor	3,221	B	3,915	7.00	7.00
		4321_C	Cashier II	2,228	B	2,709	1.00	1.00
		4322_C	Cashier III	2,499	B	3,038	1.00	1.00
		5177_C	Safety Officer	4,841	B	5,883	2.00	2.00
		5211_C	Engineer/Architect/Landscape Architect Senior	5,856	B	7,117	1.00	1.00
		5212_C	Engineer/Architect Principal	6,796	B	8,262	1.00	1.00
		5291_C	Planner III	3,926	B	4,772	0.77	1.00
		5320_C	Illustrator And Art Designer	3,075	B	3,739	1.00	1.00
		5322_C	Graphic Artist	2,366	B	3,021	1.00	1.00
		5408_C	Coordinator of Citizen Involvement	4,150	B	5,043	7.00	7.00
		5601_C	Utility Analyst	2,559	B	3,972	3.00	3.00
		5602_C	Utility Specialist	3,863	B	5,712	1.00	1.00
		6130_C	Safety Analyst	4,390	B	5,336	3.00	3.00

Division	Fund	Job Code	Job Title	Low	Type	High	2020-2021 FTE	2021-2022 FTE
232176 PUB Public Utilities Bureaus	27180 PUC Operating Fund	6138_C	Industrial Hygienist	4,390	B	5,336	3.00	3.00
		6139_C	Senior Industrial Hygienist	4,841	B	5,883	1.00	1.00
		7120_C	Buildings And Grounds Maintenance Superintendent	5,634	B	5,634	1.00	1.00
		7204_C	Chief Water Service Inspector	4,804	B	5,840	1.00	1.00
		7316_C	Water Service Inspector	3,763	B	4,574	17.00	17.00
		7317_C	Senior Water Service Inspector	4,357	B	5,296	4.00	4.00
		7334_C	Stationary Engineer	3,869	B	3,869	2.00	2.00
		7335_C	Senior Stationary Engineer	4,385	B	4,385	1.00	1.00
		7368_C	Senior Communications Systems Technician	4,825	B	5,865	1.00	1.00
		7514_C	General Laborer	2,361	B	2,871	2.00	2.00
		9989_C	Executive Contract Employee with FBP	0	C	0	1.00	1.00
		TEMPM_E	Temporary - Miscellaneous	0	B	0	18.34	19.15
232176 PUB Public Utilities Bureaus	27190 PUC Personnel Fund	0922_C	Manager I	4,168	B	5,321	1.00	1.00
		0931_C	Manager III	4,825	B	6,159	2.00	2.00
		0932_C	Manager IV	5,181	B	6,612	4.00	4.00
		0933_C	Manager V	5,586	B	7,132	8.00	8.00
		0941_C	Manager VI	5,998	B	7,655	8.00	8.00
		0943_C	Manager VIII	7,271	B	9,278	6.00	6.00
		0955_C	Deputy Director V	7,271	B	9,278	1.00	1.00
		1044_C	IS Engineer-Principal	5,120	B	6,440	1.00	1.00
		1244_C	Senior Human Resources Analyst	3,944	B	4,792	1.00	1.00
		1404_C	Clerk	2,002	B	2,432	2.00	2.00
		1426_C	Senior Clerk Typist	2,284	B	2,774	2.00	2.00
		1446_C	Secretary II	2,517	B	3,059	3.00	3.00
		1450_C	Executive Secretary I	2,740	B	3,331	6.00	6.00
		1452_C	Executive Secretary II	3,015	B	3,665	1.00	1.00
		1630_C	Account Clerk	2,147	B	2,610	1.00	1.00
		1632_C	Senior Account Clerk	2,487	B	3,021	2.00	2.00
		1634_C	Principal Account Clerk	2,809	B	3,414	1.00	1.00
		1770_C	Photographer	2,437	B	2,963	1.00	1.00
		1774_C	Head Photographer	2,921	B	3,550	1.00	1.00
		1820_C	Junior Administrative Analyst	2,461	B	2,992	16.00	16.00
		1822_C	Administrative Analyst	3,237	B	3,935	15.00	15.00
		1823_C	Senior Administrative Analyst	3,773	B	4,585	16.00	16.00
		1824_C	Principal Administrative Analyst	4,367	B	5,309	9.00	9.00
		1825_C	Principal Administrative Analyst II	4,783	B	5,816	2.00	2.00
		1840_C	Junior Management Assistant	2,623	B	3,190	1.00	1.00
		1842_C	Management Assistant	2,980	B	3,621	2.00	2.00
		1844_C	Senior Management Assistant	3,414	B	4,150	2.00	2.00
		5174_C	Administrative Engineer	5,440	B	6,612	3.00	3.00
		5203_C	Assistant Engineer	3,754	B	4,563	20.00	20.00
		5207_C	Associate Engineer	4,369	B	5,311	63.00	63.00
		5211_C	Engineer/Architect/Landscape Architect Senior	5,856	B	7,117	34.00	34.00
		5212_C	Engineer/Architect Principal	6,796	B	8,262	8.00	8.00
		5218_C	Structural Engineer	5,577	B	6,778	2.00	2.00
		5241_C	Engineer	5,058	B	6,150	45.00	45.00
		5277_C	Planner I	2,721	B	3,308	1.00	1.00
		5293_C	Planner IV	4,655	B	5,657	1.00	1.00
		5298_C	Planner III-Environmental Review	3,926	B	4,772	8.00	8.00
		5299_C	Planner IV-Environmental Review	4,655	B	5,657	4.00	4.00
		5362_C	Engineering Assistant	2,774	B	3,372	4.00	4.00
		5364_C	Engineering Associate I	3,075	B	3,739	8.00	8.00
		5366_C	Engineering Associate II	3,561	B	4,328	3.00	3.00
		5381_C	Student Design Trainee II, Arch, Engr, & Planning	2,535	B	2,535	2.00	2.00
		5382_C	Student Design Trainee III, Arch, Engr, & Planning	2,656	B	2,656	4.00	4.00
		5502_C	Project Manager I	5,697	B	5,697	1.00	1.00
		5504_C	Project Manager II	6,592	B	6,592	3.00	3.00

Division	Fund	Job Code	Job Title	Low	Type	High	2020-2021 FTE	2021-2022 FTE
232176 PUB Public Utilities Bureaus	27190 PUC Personnel Fund	5506_C	Project Manager III	8,003	B	8,003	4.00	4.00
		5601_C	Utility Analyst	2,559	B	3,972	1.00	1.00
		5602_C	Utility Specialist	3,863	B	5,712	9.00	9.00
		6317_C	Assistant Construction Inspector	3,091	B	3,755	1.00	1.00
		6318_C	Construction Inspector	3,755	B	4,566	25.00	25.00
		6319_C	Senior Contruction Inspector	4,141	B	5,034	5.00	5.00
		9772_C	Community Development Specialist	3,066	B	3,727	1.00	1.00
		9775_C	Senior Community Development Specialist II	4,210	B	5,118	2.00	2.00
		TEMPM_E	Temporary - Miscellaneous	0	B	0	3.91	3.91
Division Total:							**804.95**	**816.53**
232429 WTR Water Enterprise	25940 WTR Op Annual Account Ctrl	0922_C	Manager I	4,168	B	5,321	7.00	7.00
		0923_C	Manager II	4,476	B	5,713	2.00	2.00
		0931_C	Manager III	4,825	B	6,159	4.00	4.00
		0932_C	Manager IV	5,181	B	6,612	1.00	1.00
		0933_C	Manager V	5,586	B	7,132	6.00	6.00
		0941_C	Manager VI	5,998	B	7,655	2.00	2.00
		0942_C	Manager VII	6,426	B	8,200	4.00	4.00
		0954_C	Deputy Director IV	6,829	B	8,714	1.00	1.00
		0955_C	Deputy Director V	7,271	B	9,278	1.00	1.00
		1052_C	IS Business Analyst	3,465	B	4,358	2.77	3.00
		1053_C	IS Business Analyst-Senior	4,011	B	5,046	2.00	3.00
		1054_C	IS Business Analyst-Principal	4,644	B	5,842	3.77	4.00
		1061_C	IS Program Analyst-Assistant	2,770	B	3,478	1.00	0.00
		1222_C	Senior Payroll And Personnel Clerk	2,809	B	3,414	1.00	1.00
		1406_C	Senior Clerk	2,076	B	2,525	1.00	1.00
		1424_C	Clerk Typist	2,082	B	2,530	1.00	1.00
		1426_C	Senior Clerk Typist	2,284	B	2,774	4.00	4.00
		1446_C	Secretary II	2,517	B	3,059	3.00	3.00
		1450_C	Executive Secretary I	2,740	B	3,331	1.00	1.00
		1452_C	Executive Secretary II	3,015	B	3,665	4.00	4.00
		1478_C	Utility Services Representative	2,585	B	3,142	5.00	5.00
		1480_C	Utility Services Representative Supervisor	2,837	B	3,451	2.00	2.00
		1630_C	Account Clerk	2,147	B	2,610	2.00	2.00
		1632_C	Senior Account Clerk	2,487	B	3,021	4.00	4.00
		1705_C	Communications Dispatcher II	2,452	B	2,980	8.00	8.00
		1820_C	Junior Administrative Analyst	2,461	B	2,992	6.00	6.00
		1822_C	Administrative Analyst	3,237	B	3,935	5.00	5.00
		1823_C	Senior Administrative Analyst	3,773	B	4,585	3.00	3.00
		1824_C	Principal Administrative Analyst	4,367	B	5,309	2.00	2.00
		1825_C	Principal Administrative Analyst II	4,783	B	5,816	4.00	4.00
		1839_C	Water Conservation Administrator	4,315	B	5,246	4.00	4.00
		1840_C	Junior Management Assistant	2,623	B	3,190	1.00	1.00
		1842_C	Management Assistant	2,980	B	3,621	2.00	2.00
		1844_C	Senior Management Assistant	3,414	B	4,150	1.00	1.00
		1929_C	Parts Storekeeper	2,461	B	2,992	1.00	1.00
		1931_C	Senior Parts Storekeeper	2,675	B	3,251	2.00	2.00
		1934_C	Storekeeper	2,191	B	2,662	5.00	5.00
		1944_C	Materials Coordinator	4,367	B	5,309	1.00	1.00
		1950_C	Assistant Purchaser	2,541	B	3,091	4.00	4.00
		1952_C	Purchaser	3,180	B	3,865	2.00	2.00
		2481_C	Water Quality Technician	2,643	B	3,718	16.00	16.00
		2482_C	Water Quality Technician III	3,292	B	4,002	6.00	6.00
		2483_C	Biologist	3,135	B	4,413	25.00	25.00
		2484_C	Biologist III	4,413	B	5,363	6.00	6.00
		2485_C	Supervising Biologist	4,573	B	5,558	6.00	6.00
		2486_C	Chemist	3,135	B	4,413	6.00	6.00
		2487_C	Chemist III	4,413	B	5,363	2.00	2.00
		2488_C	Supervising Chemist	4,573	B	5,558	5.00	5.00
		2489_C	Laboratory Services Manager	5,156	B	6,267	1.00	1.00

Division	Fund	Job Code	Job Title	Low	Type	High	2020-2021 FTE	2021-2022 FTE
232429 WTR Water Enterprise	25940 WTR Op Annual Account Ctrl	2708_C	Custodian	2,092	B	2,541	6.77	7.00
		3374_C	Volunteer/Outreach Coordinator	2,844	B	3,457	2.00	2.00
		3417_C	Gardener	2,443	B	2,972	12.00	12.00
		3422_C	Park Section Supervisor	2,972	B	3,612	2.00	2.00
		3424_C	Integrated Pest Management Specialist	2,972	B	3,612	1.00	1.00
		3425_C	Senior Integrated Pest Management Specialist	3,180	B	3,865	2.00	2.00
		3430_C	Chief Nursery Specialist	3,341	B	4,058	1.00	1.00
		3434_C	Arborist Technician	2,695	B	3,692	2.77	3.00
		3436_C	Arborist Technician Supervisor I	3,391	B	4,121	1.77	2.00
		3486_C	Watershed Forester	3,819	B	4,642	2.00	2.00
		5148_C	Water Operations Analyst	5,815	B	5,815	5.00	5.00
		5149_C	Superintendent of Water Treatment Facilities	6,442	B	6,442	2.00	2.00
		5201_C	Junior Engineer	3,324	B	4,041	2.00	2.00
		5203_C	Assistant Engineer	3,754	B	4,563	11.77	12.00
		5207_C	Associate Engineer	4,369	B	5,311	15.00	14.77
		5211_C	Engineer/Architect/Landscape Architect Senior	5,856	B	7,117	12.77	13.00
		5212_C	Engineer/Architect Principal	6,796	B	8,262	3.00	3.00
		5216_C	Chief Surveyor	4,677	B	5,685	1.00	1.00
		5241_C	Engineer	5,058	B	6,150	20.77	22.00
		5278_C	Planner II	3,308	B	4,021	1.00	1.00
		5291_C	Planner III	3,926	B	4,772	1.00	1.00
		5293_C	Planner IV	4,655	B	5,657	3.00	3.00
		5298_C	Planner III-Environmental Review	3,926	B	4,772	5.00	5.00
		5310_C	Survey Assistant I	2,803	B	3,407	2.00	2.00
		5312_C	Survey Assistant II	3,150	B	3,830	3.00	3.00
		5314_C	Survey Associate	3,630	B	4,412	3.00	3.00
		5362_C	Engineering Assistant	2,774	B	3,372	1.00	1.00
		5364_C	Engineering Associate I	3,075	B	3,739	4.00	4.00
		5366_C	Engineering Associate II	3,561	B	4,328	3.00	3.00
		5382_C	Student Design Trainee III, Arch, Engr, & Planning	2,656	B	2,656	1.50	1.50
		5601_C	Utility Analyst	2,559	B	3,972	6.00	6.00
		5602_C	Utility Specialist	3,863	B	5,712	7.00	7.00
		5620_C	Regulatory Specialist	3,926	B	4,772	2.00	2.00
		6130_C	Safety Analyst	4,390	B	5,336	1.00	1.00
		6318_C	Construction Inspector	3,755	B	4,566	7.00	7.00
		6319_C	Senior Contruction Inspector	4,141	B	5,034	1.00	1.00
		7120_C	Buildings And Grounds Maintenance Superintendent	5,634	B	5,634	2.00	2.00
		7134_C	Water Construction And Maintenance Superintendent	5,104	B	6,205	2.00	2.00
		7204_C	Chief Water Service Inspector	4,804	B	5,840	1.00	1.00
		7208_C	Heavy Equipment Operations Supervisor	4,048	B	4,921	1.00	1.00
		7213_C	Plumber Supervisor I	4,193	B	5,096	0.00	1.00
		7215_C	General Laborer Supervisor I	2,667	B	3,242	8.00	8.00
		7219_C	Maintenance Scheduler	2,809	B	3,414	1.00	1.00
		7226_C	Carpenter Supervisor I	3,952	B	4,804	3.00	3.00
		7238_C	Electrician Supervisor I	4,071	B	4,950	1.00	2.00
		7240_C	Water Meter Shop Supervisor I	3,220	B	3,913	1.00	1.00
		7245_C	Chief Stationary Engineer, Water Treatment Plant	5,345	B	5,345	6.77	7.00
		7250_C	Utility Plumber Supervisor I	4,193	B	5,096	32.00	32.00
		7254_C	Automotive Machinist Supervisor I	4,869	B	4,869	2.00	2.00
		7258_C	Maintenance Machinist Supervisor I	5,114	B	5,114	1.00	1.00
		7259_C	Water And Power Maintenance Supervisor I	3,221	B	3,915	0.77	1.00
		7262_C	Maintenance Planner	5,046	B	5,046	5.00	5.00
		7263_C	Maintenance Manager	4,422	B	5,373	1.00	1.00
		7270_C	Watershed Keeper Supervisor	2,905	B	3,531	2.00	2.00
		7276_C	Electrician Supervisor II	4,532	B	5,509	2.00	2.00
		7281_C	Street Environmental Svcs Operations	3,595	B	4,367	1.00	1.00

Division	Fund	Job Code	Job Title	Low	Type	High	2020-2021 FTE	2021-2022 FTE
232429 WTR Water Enterprise	25940 WTR Op Annual Account Ctrl		Supervisor					
		7284_C	Utility Plumber Supervisor II	4,622	B	5,618	6.77	6.00
		7287_C	Supervising Electronic Maintenance Technician	4,622	B	5,618	1.00	1.00
		7306_C	Automotive Body And Fender Worker	3,747	B	3,747	1.00	1.00
		7309_C	Car And Auto Painter	3,747	B	3,747	1.00	1.00
		7313_C	Automotive Machinist	3,747	B	3,747	11.00	11.00
		7315_C	Automotive Machinist Assistant Supervisor	4,418	B	4,418	1.00	1.00
		7316_C	Water Service Inspector	3,763	B	4,574	10.00	11.00
		7317_C	Senior Water Service Inspector	4,357	B	5,296	5.00	5.00
		7318_C	Electronic Maintenance Technician	3,994	B	4,853	10.00	11.00
		7328_C	Operating Engineer, Universal	3,491	B	4,242	18.00	18.00
		7329_C	Electronic Maintenance Technician Asst Supervisor	4,315	B	5,246	3.00	3.00
		7332_C	Maintenance Machinist	3,308	B	4,015	16.00	17.54
		7334_C	Stationary Engineer	3,869	B	3,869	2.77	3.77
		7335_C	Senior Stationary Engineer	4,385	B	4,385	2.00	2.00
		7337_C	Maintenance Machinist Assistant Supervisor	3,784	B	4,597	1.00	1.00
		7341_C	Stationary Engineer, Water Treatment Plant	4,216	B	4,216	47.00	47.00
		7343_C	Senior Stationary Engineer, Water Treatment Plant	4,772	B	4,772	18.77	19.77
		7344_C	Carpenter	3,203	B	3,893	10.00	10.00
		7345_C	Electrician	3,602	B	4,377	12.54	13.00
		7346_C	Painter	2,949	B	3,583	5.00	5.00
		7347_C	Plumber	3,727	B	4,532	3.00	3.00
		7353_C	Water Meter Repairer	2,920	B	3,551	7.00	7.00
		7355_C	Truck Driver	2,894	B	3,684	19.00	19.00
		7360_C	Pipe Welder	3,727	B	4,532	5.00	5.00
		7362_C	Communications Systems Technician	4,168	B	5,067	1.00	0.00
		7388_C	Utility Plumber	3,727	B	4,532	94.31	95.31
		7410_C	Automotive Service Worker	2,432	B	2,956	5.00	5.00
		7470_C	Watershed Keeper	2,599	B	3,158	18.00	18.00
		7514_C	General Laborer	2,361	B	2,871	58.85	63.08
		TEMPM_E	Temporary - Miscellaneous	0	B	0	9.63	10.95
Division Total:							**824.84**	**840.69**
PUC Department Total							**2,599.26**	**2,640.19**

Department: REC Recreation & Park Commsn

Division	Fund	Job Code	Job Title	Low	Type	High	2020-2021 FTE	2021-2022 FTE
207912 REC Operations	10000 GF Annual Account Ctrl	0922_C	Manager I	4,168	B	5,321	13.00	13.00
		0923_C	Manager II	4,476	B	5,713	2.00	2.00
		0931_C	Manager III	4,825	B	6,159	1.00	1.00
		0951_C	Deputy Director I	4,168	B	5,321	1.00	1.00
		0953_C	Deputy Director III	5,998	B	7,655	2.00	2.00
		1406_C	Senior Clerk	2,076	B	2,525	1.00	1.00
		1704_C	Communications Dispatcher I	2,212	B	2,687	5.00	5.00
		1820_C	Junior Administrative Analyst	2,461	B	2,992	7.00	7.00
		1822_C	Administrative Analyst	3,237	B	3,935	2.00	2.00
		1823_C	Senior Administrative Analyst	3,773	B	4,585	4.50	4.50
		2656_C	Chef	2,740	B	3,331	1.00	1.00
		2708_C	Custodian	2,092	B	2,541	62.25	62.25
		2716_C	Custodial Assistant Supervisor	2,300	B	2,796	6.00	6.00
		2718_C	Custodial Supervisor	2,535	B	3,083	5.00	5.00
		3210_C	Swimming Instructor/Pool Lifeguard	2,025	B	2,461	12.00	12.00
		3213_C	Aquatics Facility Assistant Supervisor	2,127	B	2,585	7.00	7.00
		3215_C	Aquatics Facility Supervisor	2,783	B	3,382	8.00	8.00
		3260_C	Crafts Instructor	2,265	B	2,754	2.00	2.00
		3278_C	Recreation Facility Assistant	1,333	B	1,610	11.50	11.50
		3283_C	Recreation Specialist	2,265	B	2,754	14.00	14.00
		3286_C	Recreation Coordinator	2,333	B	2,837	41.85	41.85
		3289_C	Recreation Supervisor	3,203	B	3,893	11.00	11.00
		3302_C	Admission Attendant	1,778	B	2,157	8.00	8.00
		3370_C	Animal Care Attendant	2,085	B	2,661	2.00	2.00
		3410_C	Apprentice Gardener	1,634	B	2,379	22.00	22.00
		3417_C	Gardener	2,443	B	2,972	142.50	142.50
		3422_C	Park Section Supervisor	2,972	B	3,612	20.00	20.00
		3424_C	Integrated Pest Management Specialist	2,972	B	3,612	3.00	3.00
		3425_C	Senior Integrated Pest Management Specialist	3,180	B	3,865	1.00	1.00
		3428_C	Nursery Specialist	2,885	B	3,507	7.00	7.00
		3430_C	Chief Nursery Specialist	3,341	B	4,058	2.00	2.00
		3434_C	Arborist Technician	2,695	B	3,692	9.00	9.00
		3436_C	Arborist Technician Supervisor I	3,391	B	4,121	3.00	3.00
		3438_C	Arborist Technician Supervisor II	3,559	B	4,324	1.00	1.00
		3541_C	Curator I	2,381	B	2,893	1.00	1.00
		3542_C	Curator II	2,905	B	3,531	2.00	2.00
		7108_C	Heavy Equipment Operations Assistant Supervisor	3,855	B	4,685	1.00	1.00
		7208_C	Heavy Equipment Operations Supervisor	4,048	B	4,921	1.00	1.00
		7215_C	General Laborer Supervisor I	2,667	B	3,242	2.00	2.00
		7226_C	Carpenter Supervisor I	3,952	B	4,804	1.00	1.00
		7238_C	Electrician Supervisor I	4,071	B	4,950	1.00	1.00
		7239_C	Plumber Supervisor II	4,622	B	5,618	1.00	1.00
		7242_C	Painter Supervisor I	3,350	B	4,291	1.00	1.00
		7311_C	Cement Mason	2,837	B	3,451	3.00	3.00
		7328_C	Operating Engineer, Universal	3,491	B	4,242	5.00	5.00
		7334_C	Stationary Engineer	3,869	B	3,869	5.00	5.00
		7335_C	Senior Stationary Engineer	4,385	B	4,385	2.00	2.00
		7342_C	Locksmith	3,203	B	3,893	1.00	1.00
		7344_C	Carpenter	3,203	B	3,893	8.00	8.00
		7345_C	Electrician	3,602	B	4,377	5.00	5.00
		7346_C	Painter	2,949	B	3,583	5.00	5.00
		7347_C	Plumber	3,727	B	4,532	8.00	8.00
		7348_C	Steamfitter	3,727	B	4,532	2.00	2.00
		7355_C	Truck Driver	2,894	B	3,684	7.00	7.00
		7376_C	Sheet Metal Worker	3,748	B	4,556	3.00	3.00
		7395_C	Ornamental Iron Worker	3,097	B	3,763	2.00	2.00
		7514_C	General Laborer	2,361	B	2,871	13.00	13.00
		8208_C	Park Ranger	2,333	B	2,837	41.00	41.00

Division	Fund	Job Code	Job Title	Low	Type	High	2020-2021 FTE	2021-2022 FTE
207912 REC Operations	10000 GF Annual Account Ctrl	8210_C	Head Park Ranger	2,893	B	3,517	6.00	6.00
		9342_C	Ornamental Iron Worker Supervisor I	3,521	B	4,274	1.00	1.00
		9343_C	Roofer	2,992	B	3,637	1.00	1.00
		9345_C	Sheet Metal Supervisor I	4,193	B	5,096	1.00	1.00
		TEMPM_E	Temporary - Miscellaneous	0	B	0	37.72	72.71
207912 REC Operations	10010 GF Annual Authority Ctrl	3283_C	Recreation Specialist	2,265	B	2,754	4.00	4.00
		3286_C	Recreation Coordinator	2,333	B	2,837	1.00	1.00
		3374_C	Volunteer/Outreach Coordinator	2,844	B	3,457	2.00	2.00
		TEMPM_E	Temporary - Miscellaneous	0	B	0	2.22	2.22
207912 REC Operations	10060 GF Work Order	3286_C	Recreation Coordinator	2,333	B	2,837	5.00	5.00
		TEMPM_E	Temporary - Miscellaneous	0	B	0	7.94	7.94
207912 REC Operations	10080 GF Overhead-Recreation & Parks	0922_C	Manager I	4,168	B	5,321	1.00	1.00
		0923_C	Manager II	4,476	B	5,713	1.00	1.00
		0931_C	Manager III	4,825	B	6,159	1.00	1.00
		0953_C	Deputy Director III	5,998	B	7,655	1.00	1.00
		1051_C	IS Business Analyst-Assistant	2,992	B	3,763	1.00	1.00
		1823_C	Senior Administrative Analyst	3,773	B	4,585	2.00	2.00
		5201_C	Junior Engineer	3,324	B	4,041	1.00	1.00
		5502_C	Project Manager I	5,697	B	5,697	2.00	2.00
		5504_C	Project Manager II	6,592	B	6,592	1.00	1.00
		7262_C	Maintenance Planner	5,046	B	5,046	1.00	1.00
		TEMPM_E	Temporary - Miscellaneous	0	B	0	0.37	0.37
207912 REC Operations	11902 SR R&P-Marina -Annual	0922_C	Manager I	4,168	B	5,321	1.00	1.00
		1820_C	Junior Administrative Analyst	2,461	B	2,992	2.00	2.00
		1823_C	Senior Administrative Analyst	3,773	B	4,585	1.00	1.00
		3232_C	Marina Assistant	2,289	B	2,783	5.00	5.00
		3233_C	Marina Associate Manager	2,585	B	3,142	1.00	1.00
		8208_C	Park Ranger	2,333	B	2,837	1.51	1.51
		TEMPM_E	Temporary - Miscellaneous	0	B	0	1.72	1.72
207912 REC Operations	12360 SR Golf Fund Annual	3417_C	Gardener	2,443	B	2,972	35.00	35.00
		3422_C	Park Section Supervisor	2,972	B	3,612	3.00	3.00
		3424_C	Integrated Pest Management Specialist	2,972	B	3,612	1.00	1.00
		3434_C	Arborist Technician	2,695	B	3,692	2.01	2.01
		3436_C	Arborist Technician Supervisor I	3,391	B	4,121	1.00	1.00
		7328_C	Operating Engineer, Universal	3,491	B	4,242	1.00	1.00
		7347_C	Plumber	3,727	B	4,532	3.00	3.00
		7355_C	Truck Driver	2,894	B	3,684	5.00	5.00
		7514_C	General Laborer	2,361	B	2,871	1.00	1.00
207912 REC Operations	13370 SR Open Space&Park-Annual	0922_C	Manager I	4,168	B	5,321	2.00	2.00
		1314_C	Public Relations Officer	3,561	B	4,328	1.00	1.00
		1827_C	Administrative Services Manager	3,812	B	4,633	1.00	1.00
		2708_C	Custodian	2,092	B	2,541	26.75	26.75
		2716_C	Custodial Assistant Supervisor	2,300	B	2,796	1.00	1.00
		2718_C	Custodial Supervisor	2,535	B	3,083	3.00	3.00
		3210_C	Swimming Instructor/Pool Lifeguard	2,025	B	2,461	7.00	7.00
		3213_C	Aquatics Facility Assistant Supervisor	2,127	B	2,585	7.72	7.72
		3278_C	Recreation Facility Assistant	1,333	B	1,610	2.00	2.00
		3283_C	Recreation Specialist	2,265	B	2,754	10.50	10.50
		3286_C	Recreation Coordinator	2,333	B	2,837	28.63	28.63
		3289_C	Recreation Supervisor	3,203	B	3,893	2.00	2.00
		3292_C	Assistant Superintendent Recreation	4,338	B	5,274	1.00	1.00
		3374_C	Volunteer/Outreach Coordinator	2,844	B	3,457	11.00	11.00
		3410_C	Apprentice Gardener	1,634	B	2,379	11.00	11.00
		3417_C	Gardener	2,443	B	2,972	63.00	63.00
		3420_C	Natural Resource Specialist	2,677	B	3,256	8.00	8.00
		3421_C	Chief Natrual Resource Specialist	3,256	B	3,957	1.00	1.00
		3422_C	Park Section Supervisor	2,972	B	3,612	10.00	10.00
		3426_C	Forester	3,637	B	4,422	1.00	1.00
		3434_C	Arborist Technician	2,695	B	3,692	2.00	2.00

Division	Fund	Job Code	Job Title	Low	Type	High	2020-2021 FTE	2021-2022 FTE
207912 REC Operations	13370 SR Open Space&Park-Annual	5298_C	Planner III-Environmental Review	3,926	B	4,772	1.00	1.00
		7205_C	Chief Stationary Engineer	4,909	B	4,909	1.00	1.00
		7215_C	General Laborer Supervisor I	2,667	B	3,242	1.00	1.00
		7311_C	Cement Mason	2,837	B	3,451	1.00	1.00
		7334_C	Stationary Engineer	3,869	B	3,869	4.00	4.00
		7344_C	Carpenter	3,203	B	3,893	3.00	3.00
		7345_C	Electrician	3,602	B	4,377	4.00	4.00
		7346_C	Painter	2,949	B	3,583	6.00	6.00
		7347_C	Plumber	3,727	B	4,532	3.00	3.00
		7355_C	Truck Driver	2,894	B	3,684	8.00	8.00
		7395_C	Ornamental Iron Worker	3,097	B	3,763	3.00	3.00
		7514_C	General Laborer	2,361	B	2,871	5.00	5.00
		9343_C	Roofer	2,992	B	3,637	3.00	3.00
		9770_C	Community Development Assistant	2,437	B	2,963	3.00	3.00
		9772_C	Community Development Specialist	3,066	B	3,727	1.00	1.00
		9775_C	Senior Community Development Specialist II	4,210	B	5,118	1.00	1.00
		TEMPM_E	Temporary - Miscellaneous	0	B	0	2.15	2.14
207912 REC Operations	14820 SR ETF-Gift	3417_C	Gardener	2,443	B	2,972	1.00	1.00
Division Total:							**959.84**	**994.82**
232199 REC Admin Services	10080 GF Overhead-Recreation & Parks	0922_C	Manager I	4,168	B	5,321	3.00	3.00
		0932_C	Manager IV	5,181	B	6,612	2.00	2.00
		0941_C	Manager VI	5,998	B	7,655	1.00	1.00
		0951_C	Deputy Director I	4,168	B	5,321	1.00	1.00
		0953_C	Deputy Director III	5,998	B	7,655	2.00	2.00
		0954_C	Deputy Director IV	6,829	B	8,714	2.00	2.00
		0964_C	Department Head IV	7,844	B	10,010	1.00	1.00
		1043_C	IS Engineer-Senior	4,759	B	5,986	1.00	1.00
		1053_C	IS Business Analyst-Senior	4,011	B	5,046	2.00	2.00
		1054_C	IS Business Analyst-Principal	4,644	B	5,842	3.00	3.00
		1091_C	IT Operations Support Administrator I	2,273	B	2,816	1.00	1.00
		1093_C	IT Operations Support Administrator III	3,245	B	4,021	2.00	2.00
		1202_C	Personnel Clerk	2,228	B	2,709	1.00	1.00
		1204_C	Senior Personnel Clerk	2,579	B	3,135	3.00	3.00
		1220_C	Payroll and Personnel Clerk	2,560	B	3,112	4.00	4.00
		1224_C	Principal Payroll And Personnel Clerk	3,097	B	3,763	1.00	1.00
		1241_C	Human Resources Analyst	2,791	B	4,107	5.00	5.00
		1244_C	Senior Human Resources Analyst	3,944	B	4,792	5.00	5.00
		1246_C	Principal Human Resources Analyst	4,677	B	5,685	3.00	3.00
		1446_C	Secretary II	2,517	B	3,059	1.00	1.00
		1454_C	Executive Secretary III	3,277	B	3,981	1.00	1.00
		1630_C	Account Clerk	2,147	B	2,610	1.00	1.00
		1632_C	Senior Account Clerk	2,487	B	3,021	4.00	4.00
		1654_C	Accountant III	3,631	B	4,413	1.00	1.00
		1657_C	Accountant IV	4,202	B	5,107	1.00	1.00
		1822_C	Administrative Analyst	3,237	B	3,935	6.00	6.00
		1823_C	Senior Administrative Analyst	3,773	B	4,585	8.00	8.00
		1824_C	Principal Administrative Analyst	4,367	B	5,309	5.00	5.00
		1825_C	Principal Administrative Analyst II	4,783	B	5,816	1.00	1.00
		1844_C	Senior Management Assistant	3,414	B	4,150	0.50	0.50
		1932_C	Assistant Storekeeper	1,997	B	2,427	1.00	1.00
		1936_C	Senior Storekeeper	2,333	B	2,837	1.00	1.00
		6130_C	Safety Analyst	4,390	B	5,336	0.50	0.50
		6139_C	Senior Industrial Hygienist	4,841	B	5,883	1.00	1.00
		8601_C	Emergency Services Coordinator I	2,721	B	3,308	1.00	1.00
		TEMPM_E	Temporary - Miscellaneous	0	B	0	2.22	2.22
232199 REC Admin Services	13370 SR Open Space&Park-Annual	0923_C	Manager II	4,476	B	5,713	1.00	1.00
		1824_C	Principal Administrative Analyst	4,367	B	5,309	1.00	1.00
		5291_C	Planner III	3,926	B	4,772	2.00	2.00
		TEMPM_E	Temporary - Miscellaneous	0	B	0	0.61	0.62

Division	Fund	Job Code	Job Title	Low	Type	High	2020-2021 FTE	2021-2022 FTE
Division Total:							**83.83**	**83.84**
262668 REC Capital Division	10020 GF Continuing Authority Ctrl	3417_C	Gardener	2,443	B	2,972	1.00	1.00
262668 REC Capital Division	10060 GF Work Order	1657_C	Accountant IV	4,202	B	5,107	1.00	1.00
		1823_C	Senior Administrative Analyst	3,773	B	4,585	1.00	1.00
		5261_C	Architectural/Landscape Architectural Assistant II	3,245	B	3,944	3.00	3.00
		5274_C	Landscape Architect	5,009	B	6,091	1.00	1.00
		5502_C	Project Manager I	5,697	B	5,697	12.00	12.00
		5504_C	Project Manager II	6,592	B	6,592	3.00	3.00
		5506_C	Project Manager III	8,003	B	8,003	1.00	1.00
262668 REC Capital Division	10080 GF Overhead-Recreation & Parks	0954_C	Deputy Director IV	6,829	B	8,714	1.00	1.00
		1052_C	IS Business Analyst	3,465	B	4,358	1.00	1.00
		1446_C	Secretary II	2,517	B	3,059	1.00	1.00
		1654_C	Accountant III	3,631	B	4,413	1.00	1.00
		1822_C	Administrative Analyst	3,237	B	3,935	1.00	1.00
		1824_C	Principal Administrative Analyst	4,367	B	5,309	1.00	1.00
		1825_C	Principal Administrative Analyst II	4,783	B	5,816	1.00	1.00
		3374_C	Volunteer/Outreach Coordinator	2,844	B	3,457	1.00	1.00
		TEMPM_E	Temporary - Miscellaneous	0	B	0	3.37	3.37
262668 REC Capital Division	13370 SR Open Space&Park-Annual	1823_C	Senior Administrative Analyst	3,773	B	4,585	1.00	1.00
		1824_C	Principal Administrative Analyst	4,367	B	5,309	1.00	1.00
Division Total:							**36.37**	**36.37**
REC Department Total							**1,080.04**	**1,115.03**

Department: REG Elections

Division	Fund	Job Code	Job Title	Low	Type	High	2020-2021 FTE	2021-2022 FTE
232302 REG Elections Services	10000 GF Annual Account Ctrl	0951_C	Deputy Director I	4,168	B	5,321	1.00	1.00
		0952_C	Deputy Director II	4,825	B	6,159	1.00	1.00
		0962_C	Department Head II	6,426	B	8,200	1.00	1.00
		1052_C	IS Business Analyst	3,465	B	4,358	1.00	1.00
		1062_C	IS Programmer Analyst	2,992	B	3,763	3.00	3.00
		1092_C	IT Operations Support Administrator II	2,669	B	3,308	1.00	1.00
		1095_C	IT Operations Support Administrator V	4,242	B	5,260	1.00	1.00
		1222_C	Senior Payroll And Personnel Clerk	2,809	B	3,414	1.00	1.00
		1403_C	Elections Clerk	2,217	B	2,695	6.00	6.00
		1408_C	Principal Clerk	2,740	B	3,331	1.00	1.00
		1410_C	Chief Clerk	3,142	B	3,819	2.00	2.00
		1840_C	Junior Management Assistant	2,623	B	3,190	9.00	9.00
		1842_C	Management Assistant	2,980	B	3,621	9.00	9.00
		1844_C	Senior Management Assistant	3,414	B	4,150	2.00	2.00
		TEMPM_E	Temporary - Miscellaneous	0	B	0	24.17	22.50
Division Total:							**63.17**	**61.50**
246641 REG Elections-Commission	10000 GF Annual Account Ctrl	AC35_C	Board/Commission Secretary 3	4,032	B	4,900	0.50	0.50
Division Total:							**0.50**	**0.50**
REG Department Total							**63.67**	**62.00**

Department: RET Retirement System

Division	Fund	Job Code	Job Title	Low	Type	High	2020-2021 FTE	2021-2022 FTE
207980 RET SF Deferred Comp Program	10020 GF Continuing Authority Ctrl	0922_C	Manager I	4,168	B	5,321	1.00	1.00
		0932_C	Manager IV	5,181	B	6,612	1.00	1.00
		1209_C	Benefits Technician	2,356	B	2,865	2.00	2.00
		1813_C	Senior Benefits Analyst	3,382	B	4,111	1.00	1.00
		TEMPM_E	Temporary - Miscellaneous	0	B	0	0.94	0.94
Division Total:							**5.94**	**5.94**
232318 RET Retirement Services	31330 Employees Retirement Trust	0922_C	Manager I	4,168	B	5,321	2.00	2.00
		0923_C	Manager II	4,476	B	5,713	1.00	1.00
		0931_C	Manager III	4,825	B	6,159	3.00	3.00
		0932_C	Manager IV	5,181	B	6,612	1.00	1.00
		0941_C	Manager VI	5,998	B	7,655	1.00	1.00
		0955_C	Deputy Director V	7,271	B	9,278	1.00	1.00
		1209_C	Benefits Technician	2,356	B	2,865	12.00	12.00
		1652_C	Accountant II	3,002	B	3,646	2.00	2.00
		1654_C	Accountant III	3,631	B	4,413	3.00	3.00
		1686_C	Auditor III	4,303	B	5,230	0.77	1.00
		1812_C	Assistant Retirement Analyst	2,980	B	3,621	18.00	18.00
		1813_C	Senior Benefits Analyst	3,382	B	4,111	5.00	5.00
		1814_C	Benefits Supervisor	4,048	B	4,921	6.00	6.00
		1825_C	Principal Administrative Analyst II	4,783	B	5,816	2.00	2.00
		1844_C	Senior Management Assistant	3,414	B	4,150	2.00	2.00
		TEMPM_E	Temporary - Miscellaneous	0	B	0	4.68	5.03
Division Total:							**64.45**	**65.03**
232319 RET Investment	31330 Employees Retirement Trust	1114_C	Senior Portfolio Manager	5,980	B	7,633	6.00	6.00
		1115_C	Director	7,271	B	9,278	4.00	4.00
		1116_C	Managing Director	8,835	B	11,278	4.00	4.00
		1119_C	Chief Investment Officer	10,565	B	13,486	1.00	1.00
		1404_C	Clerk	2,002	B	2,432	1.00	1.00
		4331_C	Security Analyst	4,099	B	4,981	7.00	7.00
		TEMPM_E	Temporary - Miscellaneous	0	B	0	1.89	1.89
Division Total:							**24.89**	**24.89**
232320 RET Administration	31330 Employees Retirement Trust	0922_C	Manager I	4,168	B	5,321	1.00	1.00
		0941_C	Manager VI	5,998	B	7,655	1.00	1.00
		0952_C	Deputy Director II	4,825	B	6,159	1.00	1.00
		0965_C	Department Head V	9,742	B	12,433	1.00	1.00
		1043_C	IS Engineer-Senior	4,759	B	5,986	1.00	1.00
		1053_C	IS Business Analyst-Senior	4,011	B	5,046	1.00	1.00
		1054_C	IS Business Analyst-Principal	4,644	B	5,842	4.00	4.00
		1064_C	IS Programmer Analyst-Principal	4,233	B	5,326	2.00	2.00
		1070_C	IS Project Director	5,120	B	6,440	1.00	1.00
		1093_C	IT Operations Support Administrator III	3,245	B	4,021	1.00	1.00
		1094_C	IT Operations Support Administrator IV	3,944	B	4,887	1.00	1.00
		1110_C	Exec Asst To The Exec Director, Retirement System	4,168	B	5,067	1.00	1.00
		1241_C	Human Resources Analyst	2,791	B	4,107	1.00	1.00
		1244_C	Senior Human Resources Analyst	3,944	B	4,792	1.00	1.00
		1750_C	Microphoto/Imaging Technician	1,812	B	2,201	4.00	4.00
		1752_C	Senior Microphoto/Imaging Technician	2,333	B	2,837	1.00	1.00
		1764_C	Mail And Reproduction Service Supervisor	2,972	B	3,612	1.00	1.00
		1823_C	Senior Administrative Analyst	3,773	B	4,585	1.00	1.00
		1842_C	Management Assistant	2,980	B	3,621	2.00	2.00
Division Total:							**27.00**	**27.00**
RET Department Total							**122.28**	**122.86**

Department: RNT Rent Arbitration Board

Division	Fund	Job Code	Job Title	Low	Type	High	2020-2021 FTE	2021-2022 FTE
232325 RNT Rent Arbitration Board	10850 SR Rent Arbitration Board	0951_C	Deputy Director I	4,168	B	5,321	1.00	1.00
		0961_C	Department Head I	5,181	B	6,612	1.00	1.00
		1054_C	IS Business Analyst-Principal	4,644	B	5,842	0.77	1.77
		1406_C	Senior Clerk	2,076	B	2,525	1.00	1.00
		1408_C	Principal Clerk	2,740	B	3,331	0.00	0.77
		1424_C	Clerk Typist	2,082	B	2,530	1.00	1.00
		1446_C	Secretary II	2,517	B	3,059	3.00	3.00
		1823_C	Senior Administrative Analyst	3,773	B	4,585	1.00	1.77
		2975_C	Citizens Complaint Officer	2,980	B	3,621	12.00	12.77
		2982_C	Rent Board Supervisor	3,631	B	4,413	2.00	2.00
		8173_C	Legal Assistant	3,091	B	3,755	2.00	2.77
		8177_C	Attorney (Civil/Criminal)	4,731	B	8,287	11.00	11.00
		8182_C	Head Attorney, Civil And Criminal	7,324	B	8,903	2.00	2.00
		TEMPM_E	Temporary - Miscellaneous	0	B	0	0.35	0.35
Division Total:							**38.12**	**42.20**
RNT Department Total							**38.12**	**42.20**

Department: SCI Academy Of Sciences

Division	Fund	Job Code	Job Title	Low	Type	High	2020-2021 FTE	2021-2022 FTE
232328 SCI Academy Of Sciences	10000 GF Annual Account Ctrl	7205_C	Chief Stationary Engineer	4,909	B	4,909	1.00	1.00
		7334_C	Stationary Engineer	3,869	B	3,869	11.33	11.33
		7335_C	Senior Stationary Engineer	4,385	B	4,385	1.00	1.00
Division Total:							**13.33**	**13.33**
SCI Department Total							**13.33**	**13.33**

Department: SHF Sheriff

Division	Fund	Job Code	Job Title	Low	Type	High	2020-2021 FTE	2021-2022 FTE
232331 SHF Sheriff	10000 GF Annual Account Ctrl	0922_C	Manager I	4,168	B	5,321	0.50	2.00
		0923_C	Manager II	4,476	B	5,713	2.00	2.00
		0932_C	Manager IV	5,181	B	6,612	2.00	2.00
		0933_C	Manager V	5,586	B	7,132	1.00	1.00
		0952_C	Deputy Director II	4,825	B	6,159	1.00	1.00
		0953_C	Deputy Director III	5,998	B	7,655	1.00	1.00
		1043_C	IS Engineer-Senior	4,759	B	5,986	1.00	1.00
		1044_C	IS Engineer-Principal	5,120	B	6,440	0.50	1.00
		1053_C	IS Business Analyst-Senior	4,011	B	5,046	1.00	1.00
		1092_C	IT Operations Support Administrator II	2,669	B	3,308	1.50	2.00
		1095_C	IT Operations Support Administrator V	4,242	B	5,260	1.50	2.00
		1222_C	Senior Payroll And Personnel Clerk	2,809	B	3,414	1.00	0.00
		1224_C	Principal Payroll And Personnel Clerk	3,097	B	3,763	1.00	2.00
		1226_C	Chief Payroll And Personnel Clerk	3,266	B	3,969	1.00	1.00
		1241_C	Human Resources Analyst	2,791	B	4,107	2.00	2.00
		1244_C	Senior Human Resources Analyst	3,944	B	4,792	1.00	1.00
		1404_C	Clerk	2,002	B	2,432	1.50	1.50
		1410_C	Chief Clerk	3,142	B	3,819	0.50	1.00
		1426_C	Senior Clerk Typist	2,284	B	2,774	1.00	1.00
		1454_C	Executive Secretary III	3,277	B	3,981	1.00	1.00
		1654_C	Accountant III	3,631	B	4,413	1.00	1.00
		1657_C	Accountant IV	4,202	B	5,107	1.00	1.00
		1705_C	Communications Dispatcher II	2,452	B	2,980	1.00	1.00
		1823_C	Senior Administrative Analyst	3,773	B	4,585	3.50	3.00
		1824_C	Principal Administrative Analyst	4,367	B	5,309	2.50	4.00
		1934_C	Storekeeper	2,191	B	2,662	2.00	2.00
		1936_C	Senior Storekeeper	2,333	B	2,837	1.00	1.00
		1942_C	Assistant Materials Coordinator	3,682	B	4,476	1.00	1.00
		3402_C	Farmer	2,443	B	2,972	0.50	1.00
		6130_C	Safety Analyst	4,390	B	5,336	1.00	1.00
		7120_C	Buildings And Grounds Maintenance Superintendent	5,634	B	5,634	2.00	2.00
		7205_C	Chief Stationary Engineer	4,909	B	4,909	1.00	1.00
		7318_C	Electronic Maintenance Technician	3,994	B	4,853	1.00	1.00
		7334_C	Stationary Engineer	3,869	B	3,869	8.00	8.00
		7335_C	Senior Stationary Engineer	4,385	B	4,385	2.00	2.00
		7347_C	Plumber	3,727	B	4,532	2.00	2.00
		7524_C	Institution Utility Worker	1,997	B	2,427	1.00	1.00
		8108_C	Senior Legal Process Clerk	2,386	B	2,900	38.00	41.00
		8109_C	Document Examiner Technician	2,636	B	3,203	2.00	2.00
		8173_C	Legal Assistant	3,091	B	3,755	4.00	4.00
		8177_C	Attorney (Civil/Criminal)	4,731	B	8,287	1.00	1.00
		8181_C	Assistant Chief Attorney I	7,690	B	9,349	1.00	1.00
		8193_C	Chief Attorney I (Civil & Criminal)	8,160	B	9,920	1.00	1.00
		8217_C	Community Police Services Aide Supervisor	2,905	B	3,531	1.00	1.00
		8249_C	Fingerprint Technician I	2,300	B	2,796	3.00	3.00
		8250_C	Fingerprint Technician II	2,487	B	3,021	9.00	9.00
		8300_C	Sheriff's Cadet	1,830	B	2,222	39.00	39.00
		8304_S	Deputy Sheriff	2,881	B	4,465	344.25	342.25
		8306_S	Senior Deputy Sheriff	3,878	B	4,951	37.50	37.00
		8308_S	Sheriff's Sergeant	4,194	B	5,355	53.00	53.00
		8310_S	Sheriff's Lieutenant	4,845	B	6,180	31.00	31.00
		8312_S	Sheriff's Captain	5,571	B	7,108	9.00	9.00
		8315_S	Assistant Sheriff	6,829	B	8,714	1.00	1.00
		8317_S	Chief Deputy Sheriff (PERS)	6,829	B	8,714	4.00	4.00
		8348_S	Undersheriff	6,829	B	8,714	1.00	1.00
		8350_S	Sheriff	10,079	B	10,079	1.00	1.00
		8420_C	Rehabilitation Services Coordinator	3,362	B	4,086	13.00	13.00
		8504_P	Deputy Sheriff (SFERS)	2,881	B	4,465	344.70	344.70

Division	Fund	Job Code	Job Title	Low	Type	High	2020-2021 FTE	2021-2022 FTE
232331 SHF Sheriff	10000 GF Annual Account Ctrl	8508_P	Sheriff's Sergeant (SFERS)	4,194	B	5,355	7.00	7.00
		TEMPM_E	Temporary - Miscellaneous	0	B	0	0.46	0.46
232331 SHF Sheriff	10060 GF Work Order	1705_C	Communications Dispatcher II	2,452	B	2,980	1.00	1.00
		8202_C	Security Guard	1,920	B	2,333	1.00	1.00
		8204_C	Institutional Police Officer	2,721	B	3,308	6.00	6.00
		8205_C	Institutional Police Sergeant	4,194	B	5,355	1.00	1.00
		8300_C	Sheriff's Cadet	1,830	B	2,222	59.00	59.00
		8304_S	Deputy Sheriff	2,881	B	4,465	74.00	74.00
		8306_S	Senior Deputy Sheriff	3,878	B	4,951	8.00	8.00
		8308_S	Sheriff's Sergeant	4,194	B	5,355	12.00	12.00
		8310_S	Sheriff's Lieutenant	4,845	B	6,180	4.00	4.00
		8312_S	Sheriff's Captain	5,571	B	7,108	1.00	1.00
		8504_P	Deputy Sheriff (SFERS)	2,881	B	4,465	3.00	3.00
232331 SHF Sheriff	13520 SR DNA Id Fund -Prop 69-2004	8304_S	Deputy Sheriff	2,881	B	4,465	1.00	1.00
232331 SHF Sheriff	13660 SR Sheriff-State Authorized	1632_C	Senior Account Clerk	2,487	B	3,021	1.00	1.00
232331 SHF Sheriff	13670 SR Sheriff-Inmate Program	0922_C	Manager I	4,168	B	5,321	1.00	0.00
		1824_C	Principal Administrative Analyst	4,367	B	5,309	1.00	0.00
		3402_C	Farmer	2,443	B	2,972	0.50	0.00
		8420_C	Rehabilitation Services Coordinator	3,362	B	4,086	3.00	3.00
		TEMPM_E	Temporary - Miscellaneous	0	B	0	0.44	0.44
Division Total:							**1,178.35**	**1,181.35**
SHF Department Total							**1,178.35**	**1,181.35**

Department: TTX Treasurer/Tax Collector

Division	Fund	Job Code	Job Title	Low	Type	High	2020-2021 FTE	2021-2022 FTE
210663 TTX Impact	10010 GF Annual Authority Ctrl	0923_C	Manager II	4,476	B	5,713	1.50	1.50
		1632_C	Senior Account Clerk	2,487	B	3,021	1.00	1.00
		1823_C	Senior Administrative Analyst	3,773	B	4,585	2.00	2.00
		1840_C	Junior Management Assistant	2,623	B	3,190	1.00	1.00
		1844_C	Senior Management Assistant	3,414	B	4,150	1.50	1.50
210663 TTX Impact	10060 GF Work Order	1844_C	Senior Management Assistant	3,414	B	4,150	0.15	0.09
210663 TTX Impact	12550 SR Grants; GSF Continuing	1822_C	Administrative Analyst	3,237	B	3,935	1.00	0.00
		1842_C	Management Assistant	2,980	B	3,621	1.50	1.00
		1844_C	Senior Management Assistant	3,414	B	4,150	2.85	1.91
Division Total:							**12.50**	**10.00**
232346 TTX Management	10000 GF Annual Account Ctrl	0922_C	Manager I	4,168	B	5,321	1.00	1.00
		0923_C	Manager II	4,476	B	5,713	0.50	0.50
		0931_C	Manager III	4,825	B	6,159	3.00	3.00
		0941_C	Manager VI	5,998	B	7,655	0.90	0.90
		0953_C	Deputy Director III	5,998	B	7,655	1.00	1.00
		0954_C	Deputy Director IV	6,829	B	8,714	1.00	1.00
		1043_C	IS Engineer-Senior	4,759	B	5,986	1.94	1.94
		1052_C	IS Business Analyst	3,465	B	4,358	1.50	1.50
		1053_C	IS Business Analyst-Senior	4,011	B	5,046	1.00	1.00
		1054_C	IS Business Analyst-Principal	4,644	B	5,842	0.85	0.85
		1063_C	IS Programmer Analyst-Senior	3,635	B	4,576	1.00	1.00
		1064_C	IS Programmer Analyst-Principal	4,233	B	5,326	1.00	1.00
		1092_C	IT Operations Support Administrator II	2,669	B	3,308	0.50	0.50
		1093_C	IT Operations Support Administrator III	3,245	B	4,021	1.00	1.00
		1095_C	IT Operations Support Administrator V	4,242	B	5,260	1.00	1.00
		1204_C	Senior Personnel Clerk	2,579	B	3,135	1.00	1.00
		1222_C	Senior Payroll And Personnel Clerk	2,809	B	3,414	1.00	1.00
		1244_C	Senior Human Resources Analyst	3,944	B	4,792	1.00	1.00
		1454_C	Executive Secretary III	3,277	B	3,981	1.00	1.00
		1630_C	Account Clerk	2,147	B	2,610	1.00	1.00
		1632_C	Senior Account Clerk	2,487	B	3,021	7.00	7.00
		1634_C	Principal Account Clerk	2,809	B	3,414	3.00	3.00
		1654_C	Accountant III	3,631	B	4,413	2.00	2.00
		1822_C	Administrative Analyst	3,237	B	3,935	1.00	1.00
		1823_C	Senior Administrative Analyst	3,773	B	4,585	0.85	0.85
		1824_C	Principal Administrative Analyst	4,367	B	5,309	1.00	1.00
		1825_C	Principal Administrative Analyst II	4,783	B	5,816	1.00	1.00
		1842_C	Management Assistant	2,980	B	3,621	1.00	1.50
		1844_C	Senior Management Assistant	3,414	B	4,150	0.50	0.50
		4390_C	Treasurer	7,939	B	7,939	1.00	1.00
232346 TTX Management	10060 GF Work Order	1844_C	Senior Management Assistant	3,414	B	4,150	1.00	1.00
Division Total:							**41.54**	**42.04**
232350 TTX Treasury	10000 GF Annual Account Ctrl	0923_C	Manager II	4,476	B	5,713	2.00	2.00
		0931_C	Manager III	4,825	B	6,159	1.00	1.00
		0953_C	Deputy Director III	5,998	B	7,655	1.00	1.00
		0954_C	Deputy Director IV	6,829	B	8,714	0.50	0.50
		1052_C	IS Business Analyst	3,465	B	4,358	0.50	0.50
		1054_C	IS Business Analyst-Principal	4,644	B	5,842	1.00	1.00
		1092_C	IT Operations Support Administrator II	2,669	B	3,308	0.50	0.50
		1630_C	Account Clerk	2,147	B	2,610	1.00	1.00
		1634_C	Principal Account Clerk	2,809	B	3,414	2.00	2.00
		1654_C	Accountant III	3,631	B	4,413	2.00	2.00
		1823_C	Senior Administrative Analyst	3,773	B	4,585	1.00	1.00
		1824_C	Principal Administrative Analyst	4,367	B	5,309	3.00	3.00
		1842_C	Management Assistant	2,980	B	3,621	0.50	0.50
		4310_C	Commercial Division Assistant Supervisor	3,221	B	3,915	2.00	2.00
		4320_C	Cashier I	2,082	B	2,530	4.00	4.00

Division	Fund	Job Code	Job Title	Low	Type	High	2020-2021 FTE	2021-2022 FTE
232350 TTX Treasury	10000 GF Annual Account Ctrl	4321_C	Cashier II	2,228	B	2,709	11.25	11.25
		4331_C	Security Analyst	4,099	B	4,981	1.00	1.00
		TEMPM_E	Temporary - Miscellaneous	0	B	0	0.78	0.78
232350 TTX Treasury	10060 GF Work Order	1408_C	Principal Clerk	2,740	B	3,331	2.00	2.00
		1634_C	Principal Account Clerk	2,809	B	3,414	1.00	1.00
Division Total:							**38.03**	**38.03**
232360 TTX Collection	10000 GF Annual Account Ctrl	0922_C	Manager I	4,168	B	5,321	2.05	2.05
		0923_C	Manager II	4,476	B	5,713	1.50	1.50
		0931_C	Manager III	4,825	B	6,159	1.85	1.85
		0933_C	Manager V	5,586	B	7,132	0.75	0.75
		1404_C	Clerk	2,002	B	2,432	2.00	2.00
		1408_C	Principal Clerk	2,740	B	3,331	10.50	10.50
		1460_C	Legal Secretary II	3,142	B	3,819	0.62	0.62
		1630_C	Account Clerk	2,147	B	2,610	5.77	5.77
		1632_C	Senior Account Clerk	2,487	B	3,021	9.00	9.00
		1634_C	Principal Account Clerk	2,809	B	3,414	3.00	3.00
		1823_C	Senior Administrative Analyst	3,773	B	4,585	2.00	2.00
		1824_C	Principal Administrative Analyst	4,367	B	5,309	2.00	2.00
		1844_C	Senior Management Assistant	3,414	B	4,150	2.80	2.80
		4220_C	Tax Auditor-Appraiser	3,212	B	3,904	1.70	1.70
		4222_C	Senior Tax Auditor-Appraiser	3,718	B	4,519	5.15	5.15
		4224_C	Principal Tax Auditor-Appraiser	4,303	B	5,230	1.60	1.60
		4306_C	Collections Officer	2,579	B	3,135	5.44	5.44
		4308_C	Senior Collections Officer	2,774	B	3,372	16.34	16.34
		4310_C	Commercial Division Assistant Supervisor	3,221	B	3,915	4.00	4.00
		4334_C	Investigator, Tax Collector	3,331	B	4,048	8.00	8.00
		4337_C	Principal Investigator, Tax Collector	3,692	B	4,488	2.00	2.00
		8173_C	Legal Assistant	3,091	B	3,755	2.00	2.00
		8177_C	Attorney (Civil/Criminal)	4,731	B	8,287	0.37	0.37
		8190_C	Attorney, Tax Collector	7,184	B	8,733	0.77	0.77
		TEMPM_E	Temporary - Miscellaneous	0	B	0	0.19	0.19
232360 TTX Collection	10020 GF Continuing Authority Ctrl	0922_C	Manager I	4,168	B	5,321	0.50	0.50
		0923_C	Manager II	4,476	B	5,713	0.50	0.50
		0931_C	Manager III	4,825	B	6,159	1.00	1.00
		0933_C	Manager V	5,586	B	7,132	1.10	1.10
		0941_C	Manager VI	5,998	B	7,655	0.10	0.10
		0954_C	Deputy Director IV	6,829	B	8,714	0.50	0.50
		1053_C	IS Business Analyst-Senior	4,011	B	5,046	1.00	1.00
		1244_C	Senior Human Resources Analyst	3,944	B	4,792	1.00	1.00
		1408_C	Principal Clerk	2,740	B	3,331	2.00	2.00
		1630_C	Account Clerk	2,147	B	2,610	2.00	2.00
		1632_C	Senior Account Clerk	2,487	B	3,021	1.00	1.00
		1823_C	Senior Administrative Analyst	3,773	B	4,585	0.80	0.80
		1842_C	Management Assistant	2,980	B	3,621	3.00	3.00
		1844_C	Senior Management Assistant	3,414	B	4,150	1.00	1.00
		4222_C	Senior Tax Auditor-Appraiser	3,718	B	4,519	4.05	4.05
		4224_C	Principal Tax Auditor-Appraiser	4,303	B	5,230	1.00	1.00
		4321_C	Cashier II	2,228	B	2,709	2.25	2.25
		TEMPM_E	Temporary - Miscellaneous	0	B	0	0.63	0.63
232360 TTX Collection	10060 GF Work Order	0922_C	Manager I	4,168	B	5,321	0.45	0.45
		0931_C	Manager III	4,825	B	6,159	0.15	0.15
		0933_C	Manager V	5,586	B	7,132	0.15	0.15
		1043_C	IS Engineer-Senior	4,759	B	5,986	0.06	0.06
		1054_C	IS Business Analyst-Principal	4,644	B	5,842	0.15	0.15
		1064_C	IS Programmer Analyst-Principal	4,233	B	5,326	1.00	1.00
		1408_C	Principal Clerk	2,740	B	3,331	0.25	0.25
		1460_C	Legal Secretary II	3,142	B	3,819	0.38	0.38
		1630_C	Account Clerk	2,147	B	2,610	0.48	0.48
		1632_C	Senior Account Clerk	2,487	B	3,021	1.00	1.00

Division	Fund	Job Code	Job Title	Low	Type	High	2020-2021 FTE	2021-2022 FTE
232360 TTX Collection	10060 GF Work Order	1823_C	Senior Administrative Analyst	3,773	B	4,585	0.35	0.35
		1824_C	Principal Administrative Analyst	4,367	B	5,309	1.00	1.00
		1844_C	Senior Management Assistant	3,414	B	4,150	0.20	0.20
		4220_C	Tax Auditor-Appraiser	3,212	B	3,904	0.30	0.30
		4222_C	Senior Tax Auditor-Appraiser	3,718	B	4,519	1.80	1.80
		4224_C	Principal Tax Auditor-Appraiser	4,303	B	5,230	0.40	0.40
		4306_C	Collections Officer	2,579	B	3,135	3.56	3.56
		4308_C	Senior Collections Officer	2,774	B	3,372	8.66	8.66
		4310_C	Commercial Division Assistant Supervisor	3,221	B	3,915	2.00	2.00
		4334_C	Investigator, Tax Collector	3,331	B	4,048	1.00	1.00
		8173_C	Legal Assistant	3,091	B	3,755	1.00	1.00
		8177_C	Attorney (Civil/Criminal)	4,731	B	8,287	0.63	0.63
		8190_C	Attorney, Tax Collector	7,184	B	8,733	0.23	0.23
Division Total:							**140.03**	**140.03**
TTX Department Total							**232.10**	**230.10**

Department: WAR War Memorial

Division	Fund	Job Code	Job Title	Low	Type	High	2020-2021 FTE	2021-2022 FTE
232392 WAR War Memorial	14670 SR War Memorial-Operating	0922_C	Manager I	4,168	B	5,321	1.00	1.00
		0952_C	Deputy Director II	4,825	B	6,159	1.00	1.00
		0962_C	Department Head II	6,426	B	8,200	1.00	1.00
		1093_C	IT Operations Support Administrator III	3,245	B	4,021	1.00	1.00
		1222_C	Senior Payroll And Personnel Clerk	2,809	B	3,414	1.00	1.00
		1244_C	Senior Human Resources Analyst	3,944	B	4,792	1.00	1.00
		1406_C	Senior Clerk	2,076	B	2,525	3.00	3.00
		1446_C	Secretary II	2,517	B	3,059	1.00	1.00
		1452_C	Executive Secretary II	3,015	B	3,665	1.00	1.00
		1654_C	Accountant III	3,631	B	4,413	1.00	1.00
		1822_C	Administrative Analyst	3,237	B	3,935	1.00	1.00
		1824_C	Principal Administrative Analyst	4,367	B	5,309	1.00	1.00
		1842_C	Management Assistant	2,980	B	3,621	1.00	1.00
		1844_C	Senior Management Assistant	3,414	B	4,150	3.00	3.00
		4119_C	Events & Facilities Specialist	3,083	B	3,748	1.00	1.00
		7120_C	Buildings And Grounds Maintenance Superintendent	5,634	B	5,634	1.00	1.00
		7205_C	Chief Stationary Engineer	4,909	B	4,909	1.00	1.00
		7334_C	Stationary Engineer	3,869	B	3,869	11.00	11.00
		7335_C	Senior Stationary Engineer	4,385	B	4,385	2.00	2.00
		7345_C	Electrician	3,602	B	4,377	1.00	1.00
		7346_C	Painter	2,949	B	3,583	1.00	1.00
		7377_C	Stage Electrician	3,430	B	4,168	4.00	4.00
		7392_C	Window Cleaner	2,822	B	3,430	1.00	1.00
		8207_C	Building And Grounds Patrol Officer	2,333	B	2,837	26.00	26.00
		8211_C	Supervising Building and Grounds Patrol Officer	2,583	B	3,139	3.00	3.00
		TEMPM_E	Temporary - Miscellaneous	0	B	0	2.18	2.18
Division Total:							**72.18**	**72.18**
WAR Department Total							**72.18**	**72.18**

Department: WOM Status of Women

Division	Fund	Job Code	Job Title	Low	Type	High	2020-2021 FTE	2021-2022 FTE
232395 WOM Status Of Women	10000 GF Annual Account Ctrl	0961_C	Department Head I	5,181	B	6,612	1.00	1.00
		1822_C	Administrative Analyst	3,237	B	3,935	1.00	1.00
		1823_C	Senior Administrative Analyst	3,773	B	4,585	1.00	1.00
		1824_C	Principal Administrative Analyst	4,367	B	5,309	1.00	1.00
		1840_C	Junior Management Assistant	2,623	B	3,190	1.00	1.00
		2998_C	Representative, Commission On The Status of Women	3,423	B	4,159	1.00	1.00
		TEMPM_E	Temporary - Miscellaneous	0	B	0	0.10	0.10
232395 WOM Status Of Women	13550 SR Public Protection-Grant	1820_C	Junior Administrative Analyst	2,461	B	2,992	0.37	0.00
		2998_C	Representative, Commission On The Status of Women	3,423	B	4,159	1.00	1.00
Division Total:							**7.47**	**7.10**
WOM Department Total							**7.47**	**7.10**
Grand Total							**38,268.56**	**38,307.75**

Charter Exempt Positions

Charter Section 10.104 - Exclusions From Civil Service Appointment	
Code	**Description of Exemption**
(1)	Supervisory and policy-level positions within the office of the Mayor and the office of the City Administrator.
(2)	Elected officers of the City and County and their chief deputies or chief assistants.
(3)	Members of commissions, boards and advisory committees.
(4)	Commission/Board secretary.
(5)	Heads of agencies and departments.
(6)	Non-uniformed deputy heads of departments.
(7)	Uniformed deputy heads of departments, police commanders and Fire Chief's aides.
(8)	Confidential secretary and executive assistant within a department or agency.
(9)	The Clerk of the Board of Supervisors, legislative analyst and assistants to the members of the Board of Supervisors.
(10)	Paraprofessional aides of the Unified School District and teaching instructional aides of the Community College District.
(11)	Persons employed in positions outside the City and County upon construction work being performed by the City and County when such positions are exempted from the classified civil service by an order of the civil service commission.
(12)	Persons employed in positions in any department for expert professional temporary services, when such positions are exempted from said classified civil service for a specified period of said temporary service by order of the civil service commission.
(13)	All attorneys, including an attorney to the Sheriff and an attorney for the Tax Collector, City Attorney's and District Attorney's investigators, hospital chief administrators, physicians and dentists serving in their professional capacity (except those physicians and dentists whose duties are significantly administrative or supervisory).
(14)	Positions designated as exempt under the 1932 charter, as amended.
(15)	Positions determined by the Controller and approved annually by the Board of Supervisors to be positions where the work or services can be practically performed under private contract at a lesser cost than similar work performed by employees of the City and County, except where such work or services are required to be formed by officers or employees of the City and County under the provisions of this Charter or other applicable law.
(16)	Temporary and seasonal appointments not to exceed the equivalent of half-time during any fiscal year, except that such positions may be filled through regular civil service procedures.
(17)	Appointments, which shall not exceed two years and shall not be renewable, as substitutes for civil service employees on leave, except that such positions may be filled through regular Civil Service procedures.
(18)	Appointments, which shall not exceed three years and shall not be renewable, for special projects and professional services with limited term funding, except that such positions may be filled through regular Civil Service Commission procedures.
(19)	Entry level positions designated by an appointing officer with approval of the Civil Service Commission for persons who met minimum qualifications and are certified as blind or severely disabled; persons so appointed whose job performance is rated satisfactory by their appointing officer shall after one year of continuous service acquire Civil Service status.

FISCAL YEARS 2020-21 AND 2021-22

ANNUAL SALARY ORDINANCE

NOTES TO POSITION COUNT DETAIL AND APPENDIX

NOTE

A. PAY RATES

Certain pay rates included in this document may not reflect year-end rates due to negotiated wage settlements and arbitration awards that have not received final legislative action. If you have a question regarding a rate of pay for a specific classification, please consult the Department of Human Resources Compensation Manual online at http://www.sfgov.org/dhr, or contact the Department of Human Resources' Compensation Program at (415) 557-4990.

B. EXEMPT POSITIONS

The appendix lists the different types of Charter exemptions per Charter Section 10.104 and then identifies all exempt positions with approved requisitions by department per Charter Section 10.104 (1-14). These exempt positions are subject to change during the fiscal year. All Commissioners and Board Members are exempt pursuant to Charter section 10.104-3, but are not included as positions and are not detailed in the budget.

C. POSITION COUNT

Total position counts include off-budget positions.

City and County of San Francisco
Tails
Ordinance

City Hall
1 Dr. Carlton B. Goodlett Place
San Francisco, CA 94102-4689

File Number: 200568 **Date Passed:** September 29, 2020

Annual Salary Ordinance enumerating positions in the Annual Budget and Appropriation Ordinance for the Fiscal Years ending June 30, 2021, and June 30, 2022, continuing, creating, or establishing these positions; enumerating and including therein all positions created by Charter or State law for which compensations are paid from City and County funds and appropriated in the Annual Appropriation Ordinance; authorizing appointments or continuation of appointments thereto; specifying and fixing the compensations and work schedules thereof; and authorizing appointments to temporary positions and fixing compensations therefore.

August 13, 2020 Budget and Appropriations Committee - CONTINUED

August 14, 2020 Budget and Appropriations Committee - CONTINUED

August 12, 2020 Budget and Appropriations Committee - CONTINUED

August 24, 2020 Budget and Appropriations Committee - CONTINUED

August 26, 2020 Budget and Appropriations Committee - AMENDED, AN AMENDMENT OF THE WHOLE BEARING SAME TITLE

August 26, 2020 Budget and Appropriations Committee - RECOMMENDED AS AMENDED

September 15, 2020 Board of Supervisors - CONTINUED ON FIRST READING

Ayes: 11 - Fewer, Haney, Mandelman, Mar, Peskin, Preston, Ronen, Safai, Stefani, Walton and Yee

September 22, 2020 Board of Supervisors - PASSED ON FIRST READING

Ayes: 10 - Fewer, Haney, Mandelman, Mar, Peskin, Preston, Ronen, Safai, Walton and Yee
Noes: 1 - Stefani

September 29, 2020 Board of Supervisors - FINALLY PASSED

Ayes: 10 - Fewer, Haney, Mandelman, Mar, Peskin, Preston, Ronen, Safai, Walton and Yee
Noes: 1 - Stefani

File No. 200568

I hereby certify that the foregoing Ordinance was FINALLY PASSED on 9/29/2020 by the Board of Supervisors of the City and County of San Francisco.

Angela Calvillo
Clerk of the Board

London N. Breed
Mayor

10/1/2020
Date Approved

From: San Francisco Controller"s Office Reports
To: Calvillo, Angela (BOS)
Subject: Revised Report- Business Tax Changes: Economic Impact Report
Date: Thursday, October 8, 2020 10:50:22 AM



On July 21, the Controller's Office issued an economic impact report on potential changes to the City's business taxes, which voters will consider as Proposition F on the November 2020 ballot. Among other changes, the proposal would permit the City to expend revenues, that it has already collected, from taxes are that the subject of active litigation.

Subsequently, on September 9, the California Supreme Court declined to review the lawsuit related to the City's Homelessness Gross Receipts Tax. This had the effect of allowing the City to begin spending the revenues from that tax.

Since voter approval of the proposed tax would no longer have the effect of unlocking Homelessness Gross Reciepts Tax revenues, the economic impact of the proposal has changed. Today, the Controller's Office is re-issuing the July report with a one-page addendum that summarizes the revised economic impact estimate. The addendum may be found on page 14 of the revised report. No other changes to the July report were made.

Download the full report



Sign up to receive news and updates

This is a send-only email address.

For press queries, please contact Communications Manager Alyssa Sewlal at alyssa.sewlal@sfgov.org.

Twitter LinkedIn

Share this email:

Email

Manage your preferences | **Opt out** using **TrueRemove®**
Got this as a forward? **Sign up** to receive our future emails.
View this email **online**.

1 Dr. Carlton B. Goodlett Place

San Francisco, CA | 94102 US

This email was sent to angela.calvillo@sfgov.org.
To continue receiving our emails, add us to your address book.

Business Tax Changes: Economic Impact Report

(Revised October 8, 2020)

CITY & COUNTY OF SAN FRANCISCO

Office of the Controller

Office of Economic Analysis

Item #200648

10/08/2020

Introduction

- The proposed legislation would make a number of changes to San Francisco's system of business taxes. The changes would require voter approval, by a simple majority vote, at the November 2020 election.
- The revenues from two new taxes approved by San Francisco voters in 2018 have been impounded by the City Controller's Office, because of ongoing litigation. The proposed tax changes would permit the City to expend those impounded funds, and replace the tax revenues for 20 years, if the City loses that litigation.
- Additionally, the proposal would eliminate the City's Payroll Expense Tax, reduce business registration fees for small businesses, and make a number of adjustment to the City's Gross Receipts Tax rates.
- The Office of Economic Analysis (OEA) has prepared this economic impact report after determining that the proposed changes could have a material impact on the city's economy.
- The proposed tax is incorporated within a City Charter amendment which also excludes the tax's revenue from budget baselines. Only the tax changes are considered in this report, as the baseline changes do not affect the broader city economy.

Policy Details

- Specifically, the proposed tax would make the following changes:

1. Providing a new revenue stream (a "backstop") that would permit the City to expend the impounded revenue now being collected from the Commercial Rents Tax ("Baby C") and Homelessness Gross Receipts Tax ("Big C"). The backstop is an increase in Gross Receipts Tax rates that mirror Big C and Baby C, and would go into effect for 20 years, only if the City loses the litigation.
2. A repeal of the Payroll Expense Tax, effective in tax year 2021, funded by an across-the-board increase in Gross Receipts Tax rates, of 40%.
3. A reduction of business registration fees, for businesses with $1 million or less in San Francisco gross receipts.
4. An increase in the small business exemption for the Gross Receipts Tax, to $2 million. It's 2019 level is $1.17 million.
5. Temporary reductions in Gross Receipts Tax rate for certain industries, and phased, permanent, increases in Gross Receipts Tax rates for other industries, as detailed on the following three pages.

Proposed Temporary Rate Reductions

- The City's Gross Receipts Tax has progressive tax rates, in which a business faces higher tax rates on higher tiers of gross receipts.
- The proposed measure would reduce the tax rates on the lowest three tiers (up to $25 million in gross receipts), for the following industries: Retail Trade; Certain Services; Manufacturing; Arts, Entertainment, Recreation; Accommodations; and Food Services.
- The rates reductions for all 6 industries would be, in tax years 2021 & 2022, equivalent to 50% of the existing rates below $25 million, adjusted by the 40% increase to fund the elimination of the Payroll Expense Tax. In tax year 2023, the reduction would be 25% of this adjusted rate, and in tax year 2024 and afterwards, there would be no reduction.
- Rates for all industries and tiers, for each year, are shown in the Appendix.

Proposed Rate Increases

- The proposal would change the rates that apply to the Information industry, beginning in tax year 2021, by raising them to match the rates that apply to the Professional, Scientific, and Technical Services industry.
- Additionally, further stepped increases would apply, to the industries and in the tax years shown on the next page. These increases are shown as a percentage increase of current rates, for all tiers.
- In 2023 and 2024, the increases would be delayed by one year if total San Francisco gross receipts for the proceeding year was below 90% or 95%, respectively, of San Francisco gross receipts total for 2019. This effectively defers tax increases if there is a major decline in the city's economy that continues to 2022 or 2023.
- The detailed rate increases by industry are shown on the next page. Full rate detail is provided in appendix.

Rate Increase Details

Business Activity	2021	2022	2023	2024
Certain Services	0%	0%	0%	0%
Retail Trade	0%	0%	0%	0%
Wholesale Trade	0%	0%	0%	0%
Biotechnology	0%	5%	10%	15%
Clean Technology	0%	0%	0%	0%
Food Services	0%	0%	0%	0%
Information	0%	10%	15%	20%
Manufacturing	0%	0%	0%	0%
Transportation and Warehousing	0%	0%	0%	0%
Accommodations	0%	0%	0%	0%
Arts, Entertainment, and Recreation	0%	0%	0%	0%
Utilities	0%	5%	10%	15%
Activity Not Listed Above	0%	10%	15%	20%
Administrative and Support Services	0%	5%	10%	15%
Private Education and Health Services	0%	5%	10%	15%
Construction	0%	0%	0%	0%
Financial Services	0%	10%	15%	20%
Insurance	0%	5%	10%	15%
Professional, Scientific, and Technical Services	0%	10%	15%	20%
Real Estate and Rental and Leasing Services	0%	5%	10%	15%
Administrative Office Tax Payers	0%	5%	10%	15%

Estimated Revenue

- An estimate of the revenue changes associated with each of the features of the tax proposal is shown on the table on the next page.
- The table assumes a resolution of the Big C/Baby C tax litigation, in the City's favor, in 2023, and that there is no revenue associated with the backstop in that year or beyond. As stated earlier, if the City loses the litigation, the backstop would replace the revenue of Big C/Baby C, as a general tax, for 20 years.
- The table shows the Big C and Baby C revenues that have been paid, or will be paid between now and 2023. This payment has and will continue to occur, regardless of whether this proposal is adopted. The proposal only permits the City to spend it prior to the final resolution of the litigation.

Revenue Impact of Policy Features, 2020-2025

Tax Feature	Spending Use	2021	2022	2023	2024	2025
Unlocked Big C Revenue	Affordable Housing	$197	$94	$0	$0	$0
	Mental Health	$98	$47	$0	$0	$0
	Homelessness Prevention	$59	$28	$0	$0	$0
	Shelter & Hygiene	$40	$19	$0	$0	$0
	General Fund Re-Payments	$197	$0	$0	$0	$0
Unlocked Baby C Revenue	Childcare	$273	$160	$0	$0	$0
	General Fund Distributions	$107	$28	$0	$0	$0
Replace Payroll Tax with Gross Receipts Tax Increase	General Fund	$1	$1	$1	$1	$1
Reduce Business Registration Fees	General Fund	-$5	-$5	-$5	-$5	-$5
Raise Gross Receipts Tax Small Business Exemption	General Fund	-$12	-$12	-$12	-$12	-$12
Temporary Tax Reductions	General Fund	-$22	-$22	-$11	$0	$0
Move Information to Schedule 6 Rates	General Fund	$30	$30	$30	$30	$30
Stepped Tax Increases	General Fund	$0	$39	$61	$83	$83
Total		$963	$407	$64	$97	$97

Economic Impact Factors

- The proposal will affect the city's economy in three primary ways:
    1. The backstop feature will allow the spending of Big C/Baby C revenue, prior to the resolution of the litigation. This spending will create a positive impact on the city's economy, without any offsetting negative impact on businesses.
    2. Secondly, the proposal fully shifts the City's business tax base away from payroll expense, to gross receipts, which will create an incentive to add payroll and employment in the city.
    3. Thirdly, the proposal changes the Gross Receipts Tax burden, across industries and businesses of different sizes. Since industries in San Francisco differ in their sensitivity to the cost of doing business, and their multiplier effects, these shifts may also impact the city's economy.
- The estimated net impact of the proposal on each industry, for the years 2021-2024, is shown in the table on the next page.

Change in Business Taxes by Industry, 2021-2024

Industry	2021 ($M)	2022 ($M)	2023 ($M)	2024 ($M)
Accommodations	-$1	-$1	$0	$2
Activity Not Listed Above	$0	$1	$2	$3
Administrative and Support Services	$0	$1	$2	$3
Arts, Entertainment, and Recreation	-$2	-$2	-$1	$0
Biotechnology	-$1	-$1	$0	$0
Certain Services	-$2	-$2	-$1	-$1
Clean Technology	$0	$0	$0	$0
Construction	$3	$3	$3	$3
Financial Services	$8	$17	$21	$25
Food Services	-$9	-$9	-$5	-$2
Information	$16	$30	$36	$43
Insurance	$0	$1	$1	$1
Manufacturing	-$3	-$3	-$2	$0
Private Education and Health Services	$0	$1	$1	$2
Professional, Scientific, and Technical Services	-$6	$4	$10	$15
Real Estate and Rental and Leasing Services	$4	$5	$7	$8
Retail Trade	-$9	-$9	-$6	-$3
Transportation and Warehousing	$0	$0	$0	$0
Utilities	$1	$1	$2	$2
Wholesale Trade	-$2	-$2	-$2	-$2
Administrative Office Tax payers	$0	$1	$3	$4

Economic Impact Assessment

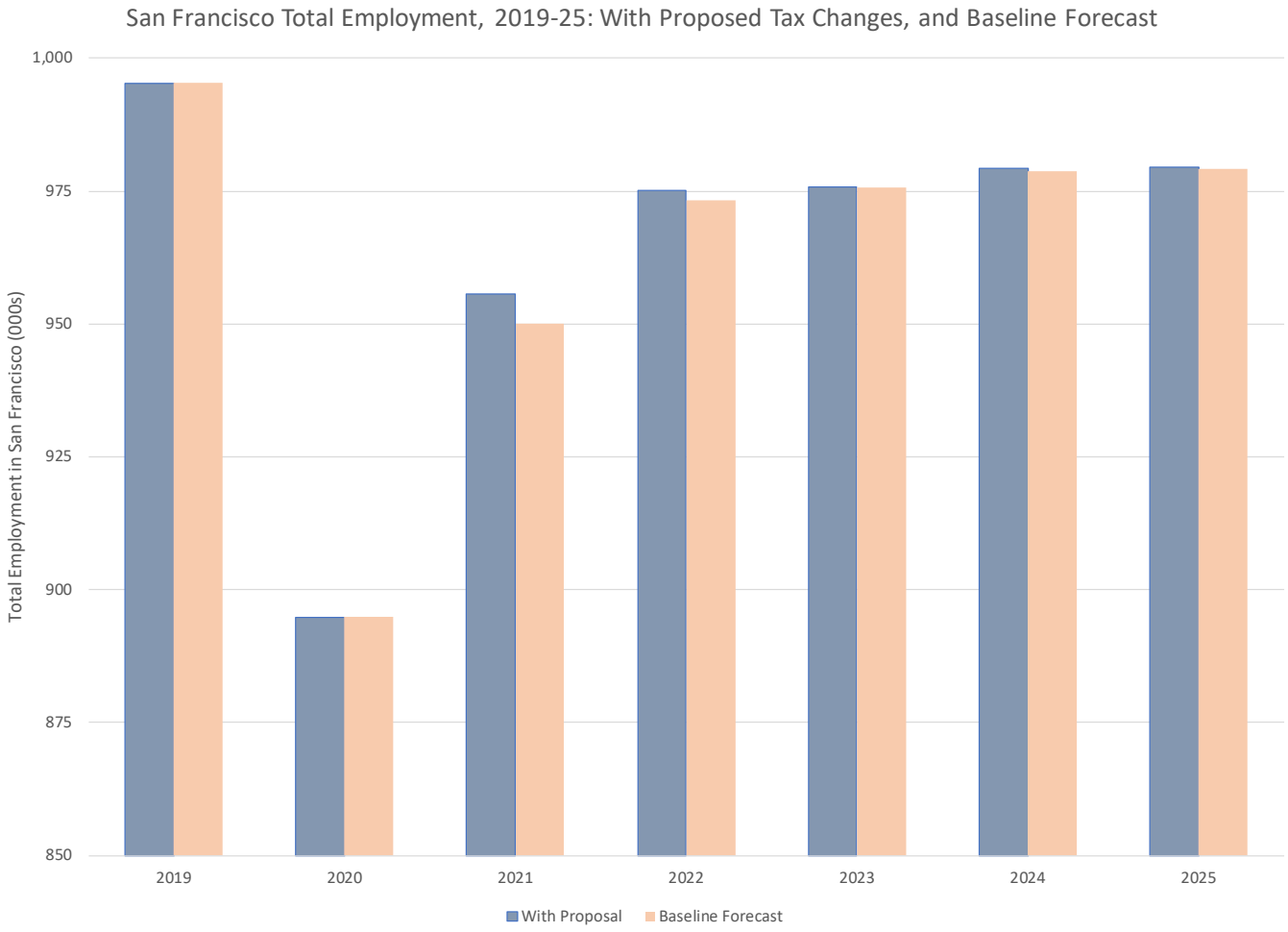

The OEA used the REMI model to estimate the economic impact of the tax and spending changes summarized on pages 8 and 10.

The chart to the left illustrates a baseline forecast of city employment, prepared since COVID-19 emergency, and the REMI estimate of city employment were the tax proposal to go into effect.

The baseline forecast is for the city to lose approximately 100,000 jobs in 2020. 55,000 would be recovered in 2021.

The tax proposal would raise the number of jobs by about 5,500 in 2021, and 1,900 in 2022, due to the expenditure of the unlocked Big C/Baby C funds. In later years, when no new backstop spending is assumed, the job impacts are much more modest.

*The estimate assumes a resolution of the tax litigation in 2023, and that the triggered tax increases are not deferred and go into effect in 2023 and 2024.

Conclusions

- The COVID-19 emergency has dramatically worsened the near-term economic outlook for the city. The baseline jobs forecast is for the loss of 100,000 jobs in 2020, and no full recovery to 2019 employment levels until after 2025.
- In this context, the tax proposal could improve the economy in the early years; its expected impact of 5,500 jobs in 2021 would account for 10% of all projected job recovery in the city next year.
- After the resolution of the tax litigation, when no new spending from Big C and Baby C is expected, the economic impact would be much more modest. An increase in employment in the City, and in City contractors, would slightly outweigh the job losses in the industries that face tax increases under the proposal.

Appendix: Proposed Tax Rates by Industry

	2021				2022				2023				2024			
Business Activity	$0-1M	$1-2.5M	$2.5-$25M	$25M+	$0-1M	$1-2.5M	$2.5-$25M	$25M+	$0-1M	$1-2.5M	$2.5-$25M	$25M+	$0-1M	$1-2.5M	$2.5-$25M	$25M+
Certain Services	0.053%	0.070%	0.095%	0.224%	0.053%	0.070%	0.095%	0.224%	0.079%	0.105%	0.142%	0.224%	0.105%	0.140%	0.189%	0.224%
Retail Trade	0.053%	0.070%	0.095%	0.224%	0.053%	0.070%	0.095%	0.224%	0.079%	0.105%	0.142%	0.224%	0.105%	0.140%	0.189%	0.224%
Wholesale Trade	0.105%	0.140%	0.189%	0.224%	0.105%	0.140%	0.189%	0.224%	0.105%	0.140%	0.189%	0.224%	0.105%	0.140%	0.189%	0.224%
Biotechnology	0.175%	0.287%	0.518%	0.665%	0.181%	0.297%	0.537%	0.689%	0.188%	0.308%	0.555%	0.713%	0.194%	0.318%	0.574%	0.736%
Clean Technology	0.175%	0.287%	0.518%	0.665%	0.175%	0.287%	0.518%	0.665%	0.175%	0.287%	0.518%	0.665%	0.175%	0.287%	0.518%	0.665%
Food Services	0.088%	0.144%	0.259%	0.665%	0.088%	0.144%	0.259%	0.665%	0.131%	0.215%	0.389%	0.665%	0.175%	0.287%	0.518%	0.665%
Information	0.560%	0.644%	0.714%	0.784%	0.573%	0.665%	0.751%	0.832%	0.579%	0.675%	0.770%	0.855%	0.585%	0.685%	0.788%	0.879%
Manufacturing	0.088%	0.144%	0.259%	0.665%	0.088%	0.144%	0.259%	0.665%	0.131%	0.215%	0.389%	0.665%	0.175%	0.287%	0.518%	0.665%
Transportation and Warehousing	0.175%	0.287%	0.518%	0.665%	0.175%	0.287%	0.518%	0.665%	0.175%	0.287%	0.518%	0.665%	0.175%	0.287%	0.518%	0.665%
Accommodations	0.210%	0.228%	0.228%	0.560%	0.210%	0.228%	0.228%	0.560%	0.315%	0.341%	0.341%	0.560%	0.420%	0.455%	0.455%	0.560%
Arts, Entertainment, and Recreation	0.210%	0.228%	0.228%	0.560%	0.210%	0.228%	0.228%	0.560%	0.315%	0.341%	0.341%	0.560%	0.420%	0.455%	0.455%	0.560%
Utilities	0.420%	0.455%	0.455%	0.560%	0.435%	0.471%	0.471%	0.580%	0.450%	0.488%	0.488%	0.600%	0.465%	0.504%	0.504%	0.620%
Activity Not Listed Above	0.735%	0.770%	0.840%	0.910%	0.788%	0.825%	0.900%	0.975%	0.814%	0.853%	0.930%	1.008%	0.840%	0.880%	0.960%	1.040%
Administrative and Support Services	0.735%	0.770%	0.840%	0.910%	0.761%	0.798%	0.870%	0.943%	0.788%	0.825%	0.900%	0.975%	0.814%	0.853%	0.930%	1.008%
Private Education and Health Services	0.735%	0.770%	0.840%	0.910%	0.761%	0.798%	0.870%	0.943%	0.788%	0.825%	0.900%	0.975%	0.814%	0.853%	0.930%	1.008%
Construction	0.420%	0.490%	0.560%	0.630%	0.420%	0.490%	0.560%	0.630%	0.420%	0.490%	0.560%	0.630%	0.420%	0.490%	0.560%	0.630%
Financial Services	0.560%	0.644%	0.714%	0.784%	0.600%	0.690%	0.765%	0.840%	0.620%	0.713%	0.791%	0.868%	0.640%	0.736%	0.816%	0.896%
Insurance	0.560%	0.644%	0.714%	0.784%	0.580%	0.667%	0.740%	0.812%	0.600%	0.690%	0.765%	0.840%	0.620%	0.713%	0.791%	0.868%
Professional, Scientific, and Technical Services	0.560%	0.644%	0.714%	0.784%	0.600%	0.690%	0.765%	0.840%	0.620%	0.713%	0.791%	0.868%	0.640%	0.736%	0.816%	0.896%
Real Estate and Rental and Leasing Services	0.399%	0.399%	0.420%	0.420%	0.413%	0.413%	0.435%	0.435%	0.428%	0.428%	0.450%	0.450%	0.442%	0.442%	0.465%	0.465%
Administrative Office Tax (% of Payroll Expense)	1.400%	1.400%	1.400%	1.400%	1.470%	1.470%	1.470%	1.470%	1.540%	1.540%	1.540%	1.540%	1.610%	1.610%	1.610%	1.610%

Addendum (10/8): Post-Lawsuit Impact Estimate

- On September 9, 2020, the California Supreme Court declined to hear the Big C lawsuit, leaving standing the Appellate Court decision which favored the City.
- Accordingly, the City can begin expending the impounded Big C revenues immediately, and voter approval of the proposed tax would no longer have the effect of unlocking those revenues.
- The OEA has recalculated the measure's projected job impacts, given its reduced impact on new revenues. The table below shows the original and revised employment impacts: the difference between the baseline jobs forecast, and the forecast with the tax in place.

Year	Original Estimate of Job Creation from Proposed Tax	Revised Estimate of Job Creation from Proposed Tax
2021	5,506	1,599
2022	1,925	797
2023	171	242
2024	378	366
2025	464	440

Staff Contacts

Ted Egan, Ph.D., Chief Economist
ted.egan@sfgov.org

Commissioners
Eric Sklar, President
Saint Helena
Samantha Murray, Vice President
Del Mar
Jacque Hostler-Carmesin, Member
McKinleyville
Russell E. Burns, Member
Napa
Peter S. Silva, Member
Jamul

STATE OF CALIFORNIA
Gavin Newsom, Governor

Fish and Game Commission

Melissa Miller-Henson
Executive Director
P.O. Box 944209
Sacramento, CA 94244-2090
(916) 653-4899
fgc@fgc.ca.gov

www.fgc.ca.gov

Celebrating 150 Years of
Wildlife Heritage and Conservation!

September 24, 2020

TO ALL AFFECTED AND INTERESTED PARTIES:

This is to provide you with a Notice of Findings regarding the petition to list the western Joshua tree (*Yucca brevifolia*) as threatened or endangered under the California Endangered Species Act. This notice will be published in the California Regulatory Notice Register on October 9, 2020.

Sincerely,

Jenn Greaves
Associate Governmental Program Analyst

Attachment

RECEIVED
BOARD OF SUPERVISORS
SAN FRANCISCO
2020 OCT 13 PM 3:06
BY

CALIFORNIA FISH AND GAME COMMISSION
NOTICE OF FINDINGS

Western Joshua Tree
(*Yucca brevifolia*)

NOTICE IS HEREBY GIVEN that, pursuant to the provisions of Section 2074.2 of the Fish and Game Code, the California Fish and Game Commission (Commission), at its September 22, 2020 meeting, accepted for consideration the petition submitted to list the western Joshua tree (*Yucca brevifolia*) as threatened or endangered under the California Endangered Species Act.

Pursuant to subdivision (e)(2) of Section 2074.2 of the Fish and Game Code, the Commission determined that the amount of information contained in the petition, when considered in light of the California Department of Fish and Wildlife's (Department) written evaluation report, the comments received, and the remainder of the administrative record, would lead a reasonable person to conclude there is a substantial possibility the requested listing could occur.

Based on that finding and the acceptance of the petition, the Commission is also providing notice that the western Joshua tree is a candidate species as defined by Section 2068 of the Fish and Game Code.

Within one year of the date of publication of this notice of findings, the Department shall submit a written report, pursuant to Section 2074.6 of the Fish and Game Code, indicating whether the petitioned action is warranted. Copies of the petition, as well as minutes of the September 22, 2020 Commission meeting, are on file and available for public review from Melissa Miller-Henson, Executive Director, California Fish and Game Commission, 1416 Ninth Street, Suite 1320, Sacramento, California 95814, phone (916) 653-4899.

Written comments or data related to the petitioned action should be directed to the California Department of Fish and Wildlife, P.O. Box 944209, Sacramento, CA 94244-2090, Attn: Jeb Bjerke or email nativeplants@wildlife.ca.gov (include "Western Joshua Tree) in the subject line. Submission of information via email is preferred.

September 24, 2020 Fish and Game Commission

Melissa Miller-Henson
Executive Director

Commissioners
Eric Sklar, President
Saint Helena
Samantha Murray, Vice President
Del Mar
Jacque Hostler-Carmesin, Member
McKinleyville
Russell E. Burns, Member
Napa
Peter S. Silva, Member
Jamul

STATE OF CALIFORNIA
Gavin Newsom, Governor

Fish and Game Commission

Wildlife Heritage and Conservation
Since 1870

Melissa Miller-Henson
Executive Director
P.O. Box 944209
Sacramento, CA 94244-2090
(916) 653-4899
fgc@fgc.ca.gov
www.fgc.ca.gov

October 7, 2020

TO ALL INTERESTED AND AFFECTED PARTIES:

This is to provide you with a copy of the notice of proposed regulatory action relative to amending section 29.06, Title 14, CCR relating to Recreational Sea Urchin Bag Limit Exemption.

Please note that the date of the public hearings related to this matter and associated deadlines for receipt of written comments. Additional information and associated documents may be found on the Fish and Game Commission website at https://fgc.ca.gov/Regulations/2020-New-andProposed.

Environmental Scientist, Anthony Shiao, Scientist, Department of Fish and Wildlife, Anthony.shiao@wildlife.ca.gov or (805) 560-6056 has been designated to respond to questions on the substance of the proposed regulations.

Sincerely,

David Thesell
Program Manager

Attachment

RECEIVED
BOARD OF SUPERVISORS
SAN FRANCISCO
2020 OCT 13 PM 3:06
BY

Title 14. Fish and Game Commission
Notice of Proposed Changes in Regulations

NOTICE IS HEREBY GIVEN that the Fish and Game Commission (Commission), pursuant to the authority vested by sections 200 and 205 of the Fish and Game Code and to implement, interpret or make specific sections 200 and 205 of said Code, proposes to amend sections 29.06, Title 14, California Code of Regulations, relating to recreational sea urchin bag limit exemption.

Informative Digest/Policy Statement Overview

The Fish and Game Commission (Commission) and the Department of Fish and Wildlife (Department) are proposing to amend Section 29.06 of Title 14, California Code of Regulations (CCR). The proposed regulations would establish two areas for kelp restoration and information collection efforts aided by recreational divers. The proposal is the state's most recent attempt to help restore depleted and diminishing kelp forests in Central and Northern California following warmer than normal ocean conditions and the loss of predatory sea stars to wasting disease. Many former kelp forests are now urchin barrens, and new kelp stands cannot be reestablished due to overgrazing by sea urchins.
Best available studies suggest that sea urchin density can be controlled only if sufficient mortality can be incurred. This proposal puts forth Caspar Cove in Mendocino County and Tanker Reef in Monterey County as two sites where recreational divers will be able to test the feasibility of controlling sea urchin populations through recreational diving efforts. It is hoped that kelp refuges can be created at these sites and when ocean conditions are again favorable for kelp growth and return of natural predators, these areas can provide the necessary spore banks to reseed the coast.
Under the proposed regulations, recreational divers are allowed to take unlimited purple sea urchins in Caspar Cove and unlimited purple sea urchins and red sea urchins at Tanker Reef. Take of red sea urchin will not be allowed in Caspar Cove because of an active commercial red sea urchin fishery in the area. Take must be conducted by hand or with hand-held tools due to the risks that automated or pressurized machines pose to the hard substrate of the reefs. The primary purpose of the proposed regulations is to collect data and gather information; the regulations will sunset on April 1, 2024. Upon the expiration of the proposed regulations, the Commission and the Department will work to implement the next step of its adaptive management based on information gathered.

Benefits of the Regulations

The primary goal of this proposal is to test the effectiveness of kelp restoration through sea urchin control by recreational divers at two test sites. The results from the test sites will help inform future kelp restoration projects. The proposal can also potentially contribute to the overall statewide kelp restoration effort. For further discussion of the benefit analysis, please see impact of Regulatory Action/Results of the Economic Impact Assessment (sub b).

Consistency and Compatibility with Existing Regulations

The Legislature has delegated authority to the Commission to promulgate recreational fishing regulations (Fish and Game Code, sections 200 and 205); no other state agency has the authority to promulgate such regulations. The Commission has conducted a search of Title 14, CCR and determined that the proposed regulation is neither inconsistent nor incompatible with existing state

regulations and that the proposed regulations are consistent with other recreational fishing regulations and marine protected area regulations in Title 14, CCR.

Public Participation

NOTICE IS GIVEN that any person interested may present statements, orally or in writing, relevant to this action at a webinar/teleconference hearing to be held on Wednesday, October 14, 2020 at 8:30 a.m., or as soon thereafter as the matter may be heard. Instructions for participation in the webinar/teleconference hearing will be posted at www.fgc.ca.gov in advance of the meeting or may be obtained by calling 916-653-4899.

NOTICE IS ALSO GIVEN that any person interested may present statements, orally or in writing, relevant to this action at a webinar/teleconference hearing to be held on Wednesday, December 9, 2020 at 8:30 a.m., or as soon thereafter as the matter may be heard. Instructions for participation in the webinar/teleconference hearing will be posted at www.fgc.ca.gov in advance of the meeting or may be obtained by calling 916-653-4899.

It is requested, but not required, that written comments be submitted on or before November 30, 2020 at the address given below, or by email to FGC@fgc.ca.gov. **Written comments mailed, or emailed to the Commission office, must be received before 12:00 noon on December 4, 2020**. All comments must be received no later than December 9, 2020, during the webinar/teleconference hearing. If you would like copies of any modifications to this proposal, please include your name and mailing address. Mailed comments should be addressed to Fish and Game Commission, PO Box 944209, Sacramento, CA 94244-2090.

Availability of Documents

Copies of the Notice of Proposed Action, the Initial Statement of Reasons, and the text of the regulation in underline and strikeout format can be accessed through the Commission website at www.fgc.ca.gov. The regulations as well as all related documents upon which the proposal is based (rulemaking file), are on file and available for public review from the agency representative, Melissa Miller-Henson, Executive Director, Fish and Game Commission, 1416 Ninth Street, Box 944209, Sacramento, California 94244-2090, phone (916) 653-4899. Please direct requests for the above-mentioned documents and inquiries concerning the regulatory process to Melissa Miller-Henson or Sherrie Fonbuena at FGC@fgc.ca.gov or at the preceding address or phone number. **Environmental Scientist, Anthony Shiao, Department of Fish and Wildlife, (805) 560-6056 or Anthony.Shiao@wildlife.ca.gov), has been designated to respond to questions on the substance of the proposed regulations.**

Availability of Modified Text

If the regulations adopted by the Commission differ from but are sufficiently related to the action proposed, they will be available to the public for at least 15 days prior to the date of adoption. Circumstances beyond the control of the Commission (e.g., timing of Federal regulation adoption, timing of resource data collection, timelines do not allow, etc.) or changes made to be responsive to public recommendation and comments during the regulatory process may preclude full compliance with the 15-day comment period, and the Commission will exercise its powers under Section 265 of

the Fish and Game Code. Regulations adopted pursuant to this section are not subject to the time periods for adoption, amendment or repeal of regulations prescribed in sections 11343.4, 11346.4, 11346.8 and 11347.1 of the Government Code. Any person interested may obtain a copy of said regulations prior to the date of adoption by contacting the agency representative named herein.

If the regulatory proposal is adopted, the final statement of reasons may be obtained from the address above when it has been received from the agency program staff.

Impact of Regulatory Action/Results of the Economic Impact Assessment

The potential for significant statewide adverse economic impacts that might result from the proposed regulatory action has been assessed, and the following initial determinations relative to the required statutory categories have been made:

(a) Significant Statewide Adverse Economic Impact Directly Affecting Business, Including the Ability of California Businesses to Compete with Businesses in Other States:

The proposed action will not have a significant statewide adverse economic impact directly affecting business, including the ability of California businesses to compete with businesses in other states because the proposed regulatory action will extend and expand an existing kelp habitat restoration effort that will help to support and a variety of recreational sportfishing opportunities. The restoration of kelp forests is vital to the revitalization of the declining abalone sport fishery and to an array of species that benefit from the kelp forest ecosystem. The proposed action will have no adverse impact to recreational opportunities or to species of value for commercial fisheries.

(b) Impact on the Creation or Elimination of Jobs Within the State, the Creation of New Businesses or the Elimination of Existing Businesses, or the Expansion of Businesses in California; Benefits of the Regulation to the Health and Welfare of California Residents, Worker Safety, and the State's Environment:

The proposed action furthers the mission of the Commission, which is, in part, to ensure that California will have abundant, healthy, and diverse fish and wildlife that thrive within dynamic ecosystems for the benefit of all citizens of the State. The Commission anticipates no impacts on the creation or elimination of jobs within the state; no impact on the creation of new businesses or the elimination of existing businesses; and expansion of business. The proposed action is designed to ensure the long-term sustainability and quality of the kelp forest ecosystem in Central and Northern California, as well as the coastal economy that relies on it. Small increases in recreational urchin diving opportunities may result in an increase in visits to the affected areas that will bring some additional local expenditures to businesses that support ocean diving activities. However, the increase in visits are not likely to be substantial enough to spur the creation of new jobs, new businesses, or the expansion of businesses. Thus, the regulatory action indirectly benefits the health and welfare of the California residents and the state's environment, and no effects on worker safety.

(c) Cost Impacts on a Representative Private Person or Business:

The agency is not aware of any cost impacts that a representative private person or business would necessarily incur in reasonable compliance with the proposed action.

(d) Costs or Savings to State Agencies or Costs/Savings in Federal Funding to the State:

No change in administration or enforcement costs are anticipated by CDFW or other State agencies. Consideration was given to keep administrative and enforcement costs within existing budgets. No impact in federal funding to the State is anticipated.

(e) Nondiscretionary Costs/Savings to Local Agencies:

None. The proposed action has been designed to ensure that there are no nondiscretionary cost impacts to local law enforcement or emergency response services.

(f) Programs Mandated on Local Agencies or School Districts:

None.

(g) Costs Imposed on any Local Agency or School District that is Required to be Reimbursed Under Part 7 (commencing with Section 17500) of Division 4, Government Code:

None.

(h) Effect on Housing Costs:

None.

Effect on Small Business

It has been determined that the adoption of these regulations may affect small business. The Commission has drafted the regulations in Plain English pursuant to Government Code Sections 11342.580 and 11346.2(a)(1).

Consideration of Alternatives

The Commission must determine that no reasonable alternative considered by the Commission, or that has otherwise been identified and brought to the attention of the Commission, would be more effective in carrying out the purpose for which the action is proposed, would be as effective and less burdensome to affected private persons than the proposed action, or would be more cost effective to affected private persons and equally effective in implementing the statutory policy or other provision of law.

FISH AND GAME COMMISSION

Dated: September 29, 2020

Melissa Miller-Henson
Executive Director

From:	Board of Supervisors, (BOS)
To:	BOS-Supervisors
Subject:	FW: Cease and Desist Letters to Black Employee Alliance Members from San Francisco Department of Human Resources EEO Director Linda Simon
Date:	Friday, October 2, 2020 8:50:00 AM
Attachments:	Cease and Desist Letter_Linda Simon_BEACAAB.pdf

From: Black Employee Alliance <blackemployeealliance@gmail.com>
Sent: Thursday, October 1, 2020 5:10 PM
To: Irf.fuqua@yahoo.com; Hayes, Terry (LIB) <Terry.Hayes@sfpl.org>; Hardy, Kristin (DPH) <kristin.hardy@sfdph.org>; Enright, Natalie (LIB) <natalie.enright@sfpl.org>; Cwebster@ccsf.edu; Gail Byrdsong <Gail.Byrdsong@seiu1021.org>; Austin, Francine (DPH) <francine.austin@sfdph.org>; Myles, Westley (MTA) <Westley.Myles@sfmta.com>; Pierce, Karen (DPH) <karen.pierce@sfdph.org>; Obinna Onyenedum (AIR) <obinna.onyenedum@flysfo.com>; Betsy Gran <betsy.gran@gmail.com>; Earle, Robin (TIS) <robin.earle@sfgov.org>; Medina, Elisabet (HOM) <elisabet.medina@sfgov.org>; deannafoote@att.net; Bryant, Anthony (MTA) <Anthony.Bryant@sfmta.com>; Motley-Lewis, Danielle (DPA) <danielle.motley-lewis@sfgov.org>; Morrison, Alex (ADM) <alex.morrison@sfgov.org>; Akin-Taylor, Jumoke (DPW) <Jumoke.Akin-Taylor@sfdpw.org>; Hill, Karen (DPH) <karen.hill@sfdph.org>; Nestor, Shivaun (DPH) <shivaun.nestor@sfdph.org>; Wiley, Jacquelyn (CSS) <jacquelyn.wiley@sfgov.org>; Thompson, Pamela (DPA) <pamela.thompson@sfgov.org>; Dellamaria, Katie (DPH) <katie.dellamaria@sfdph.org>; Bennett, Ayanna (DPH) <ayanna.bennett@sfdph.org>; Wheeler, Frank (MTA) <Kenya.Wheeler@sfmta.com>; Reggie <Reggie.Smith@sfmta.com>; Ramon Williams <rwilliams@famsf.org>; Ogwuegbu, Chiamaka (MTA) <Chiamaka.Ogwuegbu@sfmta.com>; Vaughan, J'Wel (ECN) <jwel.vaughan@sfgov.org>; Grays, Lamont (MTA) <Lamont.Grays@sfmta.com>; Sherman, Shawna (LIB) <Shawna.Sherman@sfpl.org>; Fuchs, Jonathan (DPH) <jonathan.fuchs@sfdph.org>; Made, Rusununguko (ENV) <rusununguko.made@sfgov.org>; Aquino, Stephanie (DPH) <stephanie.aquino@sfdph.org>; Momoh, Imo (DPH) <imo.momoh@sfdph.org>; Cobbins, Alexis (UCSF) <Alexis.Cobbins@ucsf.edu>; Martin, Milton (CPC) <milton.martin@sfgov.org>; Armstrong, Aline (DPH) <aline.armstrong@sfdph.org>; Blackwood, Irella (MTA) <Irella.Blackwood@sfmta.com>; Powell, Regina (HSA) <regina.powell@sfgov.org>; geoffrea morris <msgeoffrea@yahoo.com>; Maye, Andreea (DEM) <andreea.a.maye@sfgov.org>; Barber, Brooke (MYR) <brooke.barber@sfgov.org>; Omokaro, Derek (MTA) <Derek.Omokaro@sfmta.com>; Williams, Kristalia (DPH) <kristalia.williams@sfdph.org>; Williams, Alicia (DPH) <alicia.williams@sfdph.org>; Manion, Raymond (ENV) <raymond.manion@sfgov.org>; Davis, Maisha (DPH) <maisha.davis@sfdph.org>; Willis, Alisha (DPW) <alisha.willis@sfdpw.org>; White, Janie (HRD) <janie.white@sfgov.org>; Martin, Alecia (DPH) <alecia.martin@sfdph.org>; Jones-Garner, Alyssa (DPH) <alyssa.jones-garner@sfdph.org>; Canjura, Sergio (HOM) <Sergio.Canjura@sfgov.org>; Ward, Ariel (MTA) <Ariel.Ward@sfmta.com>; Kwarteng, Lydia (DPH) <lydia.kwarteng@sfdph.org>; Padilla, Cristina (DPH) <cristina.padilla@sfdph.org>; trev83@me.com; Holmes, Lavena (PRT) <lavena.holmes@sfport.com>; Keasara <williamsk3@sfusd.edu>; Whitley, Monica (MTA) <Monica.Whitley@sfmta.com>; Bell, Shanika (MTA) <Shanika.Bell@sfmta.com>; Cobb, Ingrid (DPH) <ingrid.cobb@sfdph.org>; Haney, Carol (MTA) <Carol.Haney@sfmta.com>; Harris, John (MYR) <john.harris@sfgov.org>; Odiye, Odioh (HSA) <odioh.odiye@sfgov.org>; Djohns, Massanda (CON) <massanda.djohns@sfgov.org>; Quesada, Chanty (DPA) <chanty.quesada@sfgov.org>; Talai,

Nawzaneen (DPH) <nawzaneen.talai@sfdph.org>; Barros, Brenda (DPH) <brenda.barros@sfdph.org>; Brownlee, Gayle (DPH) <Gayle.Brownlee@sfdph.org>; Walker, Jerome (HSA) <jerome.walker@sfgov.org>; Tsewang, Pema (DPH) <pema.tsewang@sfdph.org>; Maoulidi, Moumie (MTA) <moumie.maoulidi@sfmta.com>; Auguste, Rose (ADM) <rose.auguste@sfgov.org>; Armstrong, Nicole (DPA) <nicole.armstrong@sfgov.org>; Najib, Dadisi (DPW) <dadisi.najib@sfdpw.org>; Mars, Dennis (DPH) <dennis.mars@sfdph.org>; Broussard, Kathy (MTA) <Kathy.Broussard@sfmta.com>; Jones, Lauren (TIS) <lauren.jones@sfgov.org>; Ellis, Randy (MTA) <Randy.Ellis@sfmta.com>; Berg, Ocean (DPH) <ocean.berg@sfdph.org>; Reddic, LaRhonda (DPH) <larhonda.reddic@sfdph.org>; Wesley, Majeedah (CON) <majeedah.wesley@sfgov.org>; Pierce, Titus (LIB) <Titus.Pierce@sfpl.org>; Matthews, Colleen (DPH) <colleen.matthews@sfdph.org>; Keith <Keith.Carr@sfmta.com>; Jelks, Naomi (LIB) <naomi.jelks@sfpl.org>; Hamilton, Lisa (MTA) <Lisa.Hamilton@sfmta.com>; Pena, Iowayna (ECN) <iowayna.pena@sfgov.org>; Minor, Charles (HOM) <charles.minor@sfgov.org>; Washington, Janay (HOM) <janay.washington@sfgov.org>; Baker, Erica (ADM) <erica.baker@sfgov.org>; Brendan Greene (AIR) <Brendan.Greene@flysfo.com>; Stephanie (HRD) <stephanie.e.smith@sfpl.org>; Hupp, Louis (CSS) <louis.hupp@sfgov.org>; Raulston, Rachelle (MTA) <Rachelle.Raulston@sfmta.com>; Omokaro, Ify (MTA) <Ify.Omokaro@sfmta.com>; Hogan, Tanisha (HSA) <tanisha.hogan@sfgov.org>; Curtis, Damon (MTA) <Damon.Curtis@sfmta.com>; Zeno, Melvina (DPH) <melvina.zeno@sfdph.org>; Chicuata, Brittni (HRC) <brittni.chicuata@sfgov.org>; Panopio, Sandra (ART) <sandra.panopio@sfgov.org>; Mcclendon, Larry (ECN) <larry.mcclendon@sfgov.org>; Schexnayder, Dee (HOM) <dee.schexnayder@sfgov.org>; DPH-sbonilla-leahy <sbonilla-leahy@projecthomelessconnect.org>; Ledbetter, Alfreda (MTA) <Alfreda.Ledbetter@sfmta.com>; O'Neal, Rakita (HOM) <rakita.oneal@sfgov.org>; Geeter, Adrienne (MTA) <Adrienne.Geeter@sfmta.com>; George, Robin (DPH) <robin.george@sfdph.org>; Davis Bassett, Danielle (MTA) <Danielle.DavisBassett@sfmta.com>; Simmons, Rhonda (DPH) <rhonda.simmons@sfdph.org>; Gibson, Nikie (DPH) <nikie.gibson@sfdph.org>; Madelyn McMillian <madelynmcmillian@yahoo.com>; Vinson, Qianya (DPH) <qianya.vinson@sfdph.org>; Exume, David (HRD) <david.exume@sfgov.org>; Raju, Manohar (PDR) <manohar.raju@sfgov.org>; Green, Andrea (CPC) <andrea.green@sfgov.org>; Williams, Lanitra (DPH) <lanitra.williams@sfdph.org>; Ford, Isela (DPH) <isela.ford@sfdph.org>; Leblanc, Katsuina (HRD) <katsuina.leblanc@sfgov.org>; Gaarde, Jenna (DPH) <jenna.gaarde@sfdph.org>; Senchyna, Mary (DPH) <mary.senchyna@sfdph.org>; Brown, Champagne (HSA) <champagne.brown@sfgov.org>; Ojo, Todd (CON) <todd.ojo@sfgov.org>; Shawnda <Shawnda.Turner@sfmta.com>; McMillian, Madelyn (POL) <Madelyn.McMillian@sfgov.org>; Frierson, Kathryn (HSS) <kathryn.frierson@sfgov.org>; Hooks, Shawn (MTA) <Shawn.Hooks@sfmta.com>; Simley, Shakirah (HRC) <shakirah.simley@sfgov.org>; Murray, Arletha (DPH) <arletha.murray@sfdph.org>; Geter, Cedric (DPH) <cedric.geter@sfdph.org>; Crosby, Monique (DPH) <monique.crosby@sfdph.org>; Toni (MYR) <toni.autry@sfgov.org>; Brewer, Sherrell (TTX) <sherrell.brewer@sfgov.org>; Elias-Jackson, Jo (DPH) <jo.elias-jackson@sfdph.org>; Nicol Clinton <nvgclinton@gmail.com>; Spellen, Solaire (DPH) <solaire.spellen@sfdph.org>; Brooks, Nicole (DPH) <nicole.brooks@sfdph.org>; Pastran, Marisol (SHF) <marisol.pastran@sfgov.org>; Carton-Wade, Jennifer (DPH) <jennifer.carton-wade@sfdph.org>; Gray, Allyse (DPH) <allyse.gray@sfdph.org>; Perkins, Cassandra (DPH) <cassandra.perkins@sfdph.org>; Skerrit, Corbin (MTA) <Corbin.Skerrit@sfmta.com>; Gning, Mamadou (CON) <mamadou.gning@sfgov.org>; Lenard <Lenard.Morris@sfmta.com>; Daniels, Adam (PUC) <adaniels@sfwater.org>; Price-Cooper, Vanessa (HSS) <vanessa.price-cooper@sfgov.org>; Perdue, Cathy (HOM) <cathy.perdue@sfgov.org>;

Thibeaux, Tataneka (HOM) <Tataneka.Thibeaux@sfgov.org>; Mehta, Sraddha (ENV) <sraddha.mehta@sfgov.org>; Gran, Betsy (DPH) <betsy.gran@sfdph.org>; Sweet, Nicole (HRD) <nicole.sweet@sfgov.org>; Semaj Mckeever <semaj.mckeever@yahoo.com>; ron@ronweigelt.com; Hogan, Freneau (DPH) <freneau.hogan@sfdph.org>; Gray, Tajuana (ECN) <tajuana.gray@sfgov.org>; Nzerem, Ifeyinwa (HSA) <Ifeyinwa.Nzerem@sfgov.org>; Okelo, Bryan (CON) <bryan.okelo@sfgov.org>; Tyson, Pamela (DEM) <pamela.tyson@sfgov.org>; Schlageter, Alison (HOM) <alison.schlageter@sfgov.org>; Wallace, Kristina (DPH) <kristina.wallace@sfdph.org>; Cherry, Windy (DPH) <windy.cherry@sfdph.org>; La Saint, MariaElena (TIS) <mariaelena.lasaint@sfgov.org>; Sweet, Lolita (MTA) <Lolita.Sweet@sfmta.com>; Christine Smith <csmith44@berkeley.edu>; Garner, Kala (DPH) <kala.garner@sfdph.org>; Franey, Erin (DPH) <erin.franey@sfdph.org>; Audrey (CPC) <audrey.harris@sfgov.org>; Allen, Alyah (DPH) <alyah.allen@sfdph.org>; Dunlap, Vanetta (HSA) <vanetta.dunlap@sfgov.org>; Mcgee, Billie (HOM) <billie.mcgee@sfgov.org>; Madaris, Derek (LIB) <Derek.Madaris@sfpl.org>; Tolliver, Shavaun (DAT) <shavaun.tolliver@sfgov.org>; Mitchell, Ayoola (SHF) <ayoola.mitchell@sfgov.org>; Truvillion, Elnora (MTA) <Elnora.Truvillion@sfmta.com>; Burton, Joanna (POL) <Joanna.Burton@sfgov.org>; Ayankoya, Josephine (DPH) <josephine.ayankoya@sfdph.org>; Lee, Anthony (HOM) <anthony.ji.lee@sfgov.org>; Ikponmwonba, Nosakhare (DPW) <nosakhare.ikponmwonba@sfdpw.org>; jnbrown23@gmail.com; standrews.alicia@gmail.com; Therese Strum <tstrum000@gmail.com>; Brenda McGregor <mizbrenda61@hotmail.com>; Malawa, Zea (DPH) <zea.malawa@sfdph.org>; Sykes, Isis (ADM) <isis.sykes@sfgov.org>; Heim, Adrienne (MTA) <Adrienne.Heim@sfmta.com>; Margot (HRD) <margot.reed@sfgov.org>; Mrs. Nikcole Cunningham <mrs.nikcolecunningham@gmail.com>; Enin, Brittney (DPH) <brittney.enin@sfdph.org>; Mitchell, Wakisha (MTA) <Wakisha.Mitchell@sfmta.com>; Bridges Jr, Richard (MTA) <Richard.BridgesJr@sfmta.com>; Lynch, Kim (DPH) <Kim.Lynch@sfdph.org>; Robinson-Luqman, Keka (MTA) <Keka.Robinson-Luqman@sfmta.com>; Henderson, Paul (DPA) <paul.henderson@sfgov.org>; McCray-Dickerson, Nicole (HOM) <Nicole.McCray-Dickerson@sfgov.org>; Bonilla-Leahy, Solange (DPH) <Solange.Bonilla-Leahy@sfdph.org>; Durden, DiJaida (DPW) <DiJaida.Durden@sfdpw.org>; Morrow-Hall, Gavin (DPH) <gavin.morrow-hall@sfdph.org>; Snaer, Lamont (CHF) <lamont.snaer@dcyf.org>; Goode, Shajuana (DPH) <shajuana.goode@sfdph.org>; White, Richard (MTA) <Richard.White@sfmta.com>; Ginitta <Ginitta.Glass@sfmta.com>; Ferdinand, Eliska (MTA) <Eliska.Ferdinand@sfmta.com>; Burrus, Kimberly (MTA) <Kimberly.Burrus@sfmta.com>; Cox, Kim (MTA) <Kim.Cox@sfmta.com>; Robinson, Daryl (MTA) <Daryl.Robinson@sfmta.com>; Davis, Vicki (MTA) <Vicki.Davis@sfmta.com>; Mayfield, Zulaika (MTA) <Zulaika.Mayfield@sfmta.com>; Anderson, Devon (MTA) <Devon.Anderson@sfmta.com>; Walton, Shamann (BOS) <shamann.walton@sfgov.org>; Wilson, Damon (MTA) <Damon.Wilson@sfmta.com>; Gregory Tyson <geetee550@comcast.net>; Brian Thompson <brianjthompson78@yahoo.com>; Wright, Andre (MTA) <Andre.Wright@sfmta.com>; Brown, Melvin (MTA) <Melvin.Brown@sfmta.com>; Henry, Michael (MTA) <Michael.Henry@sfmta.com>; Sterling Haywood <ster314@hotmail.com>; Haywood, Sterling (MTA) <Sterling.Haywood@sfmta.com>; Troy <Troy.Cato@sfmta.com>; Williams, Eric (MTA) <Eric.C.Williams@sfmta.com>; Morris, Erik (MTA) <Erik.Morris@sfmta.com>; Haynes, Lanair (MTA) <Lanair.Haynes@sfmta.com>; Dwayne Dixon <dwaynedixon550@yahoo.com>; Fisher, Ja'Mazz (MTA) <Ja'Mazz.Fisher@sfmta.com>; Khristophre <Khristophre.CombsBell@sfmta.com>; Williams, Gerald (MTA) <Gerald.Williams@sfmta.com>; Poole, Lamont (MTA) <Lamont.Poole@sfmta.com>; McManus, William (MTA) <William.McManus@sfmta.com>; melvin williams <meljr415@yahoo.com>; Anderson, Kenneth (MTA) <Kenneth.Anderson@sfmta.com>; Adams,

Trevor (MTA) <Trevor.Adams@sfmta.com>; Trevor James <trev83@comcast.net>; Henderson, Bernard (MTA) <Bernard.Henderson@sfmta.com>; Valentine, Greg (MTA) <Greg.Valentine@sfmta.com>; Scott, Adrian (MTA) <Adrian.Scott@sfmta.com>; Jackson, Steven (MTA) <Steven.Jackson@sfmta.com>; Dennis, Edward (MTA) <Edward.Dennis@sfmta.com>; Diggs, Geoffrey (MTA) <Geoffrey.Diggs@sfmta.com>; Irella Blackwood <irella_blackwood@yahoo.com>; ghettonerd@comcast.net; ariel.cc.ward@gmail.com; kekarho@gmail.com; Kenya Wheeler <kenya@kenyawheeler.com>; adrenab2004@yahoo.com; Dante King <dante@danteking.com>; denavh@yahoo.com; derekosa@yahoo.com; Eric Williams <ericcwil75@gmail.com>; gezu.acko@gmail.com; ifyomokaro@gmail.com; jamela.wells@yahoo.com; li81374@gmail.com; lamontpoole0@gmail.com; ldemoz@yahoo.com; melvin.lclark@yahoo.com; pamelamjohnson@gmail.com; richard.c.white@sbcglobal.net; zulaika.mayfield@yahoo.com; kimcox206@yahoo.com; bbcbarber@yahoo.com; msdunn1025@yahoo.com; rashidherd@gmail.com; Kathy Broussard <kathybroussard15@yahoo.com>; Peacock, Gladys (MTA) <Gladys.Peacock@sfmta.com>; Brown, Ronna (MTA) <Ronna.Brown@sfmta.com>; Christian, Nicole (MTA) <Nicole.Christian@sfmta.com>; Dunn, Sienna (MTA) <Sienna.Dunn@sfmta.com>; jasmincharles0@gmail.com; Jones, Luke (MTA) <Luke.Jones@sfmta.com>; kjsmomgotit@gmail.com; David, Harun (MTA) <Harun.David@sfmta.com>; Pamela (MTA) <Pamela.Johnson@sfmta.com>; Evans, Alicia (MTA) <Alicia.Evans@sfmta.com>; Brown, Anthony (MTA) <Anthony.Brown@sfmta.com>; Holmes, Elliott (MTA) <Elliott.Holmes@sfmta.com>; Smith, Stephanie (MTA) <Stephanie.Smith2@sfmta.com>; Artrese.Anthony@sfmta.com; Cross, Doretha (MTA) <Doretha.Cross@sfmta.com>; Allensworth, Ericka (MTA) <Ericka.Allensworth@sfmta.com>; Guthrie, Jesse (MTA) <Jesse.Guthrie@sfmta.com>; Faucette, Kimberly (MTA) <Kimberly.Faucette@sfmta.com>; Poole, Shonda (MTA) <shonda.poole@sfmta.com>; Haynes, Denisha (MTA) <Denisha.Haynes@sfmta.com>; mjwhite997@gmail.com; mrssmith082710@gmail.com; Ali Yagmus Coskun <yagmuralic14@hotmail.com>; Blake Dahlstrom <bdahlstrom2@gmail.com>; Aaron Arkhall <aarkhall@gmail.com>; Andre Dawkins <dawkinsandre@hotmail.com>; Anthony Levieges <thelevieges@sbcglobal.net>; Ashley Payne <akpayne@gmail.com>; Brenda Barros <Brendabarros@rocketmail.com>; Carlos Gabriel <Carlosrv25@gmail.com>; Clarence Thomas <thomas-clarence@sbcglobal.net>; Dick Becker <rbecker17@yahoo.com>; Gabriel Prawl <prawl4@gmail.com>; Garrett Kelly <Garrett.rinpoche@gmail.com>; Stacey Rodgers <abilityisanattitude@yahoo.com>; Janiero Baltrip <janiero.baltrip@gmail.com>; Joel Schor <dybenko@comcast.net>; Jon Ezell <jonsezell@gmail.com>; Shanklin Keith <keithshanklin@sbcglobal.net>; mark k <Knmrk711.mk@gmail.com>; Leith Kahl <leithkahl@gmail.com>; Marcus & Zoe Holder <holdfam@comcast.net>; Molly Stuart <mollyhstuart@gmail.com>; Mya Shone <mshone@pacbell.net>; Pamela Price <votepyp@gmail.com>; Patrick Machel <patrickmachel@gmail.com>; robb@robb.cc; Robert Irminger <bobirm@sbcglobal.net>; Rosa Pergams <rosapergams@gmail.com>; Russ Miyashiro <miyashiro34@gmail.com>; Silvio Rodrigues <sr95mail@gmail.com>; Stan Woods <SWoods510@aol.com>; Theron Dyble <thyble33@gmail.com>; Trent Willis <craneboardbusiness@gmail.com>; yw.yiwang@gmail.com; camron <camron953@gmail.com>; Sean Graham <coachseanpeewees@gmail.com>; erika.dch11@gmail.com; katie ferrari <katieferraristudio@gmail.com>; Sarah Kuo <kuo.hsinling@gmail.com>; Alex Morrison <morrma5@gmail.com>; rosabay@pm.me; adrienne Williams <adrienne.michele.w@gmail.com>; Ramón Vargas Real <ramon.v.alanis@gmail.com>; Cheryl Thornton <CherylThornton@sbcglobal.net>; Kim Cox <kimcox2006@yahoo.com>; Regina

Larre Campuzano <rex.ttt.me@gmail.com>; Anna Barbara Shul <247nono247@gmail.com>; Erek Slater <erek111@yahoo.com>; Jeremy Yingling <jsyingling@gmail.com>; Cory Todd <ctodd183@gmail.com>; Graham Carlson <grahamcarlson7@gmail.com>; Alicia Mayo <aliciamayo430@gmail.com>; aleciaharger@gmail.com; ethan.galebach@gmail.com; Kav Hambira <kavena.hambira@gmail.com>; Collins, Marquitta (HSA) <marquitta.collins@sfgov.org>; Raina Johnson <ms.rjohnson@yahoo.com>; Keene, Selina (HSA) <Selina.Keene@sfgov.org>; Mouton, Tamisha (HSA) <Tamisha.Mouton@sfgov.org>; Lee, Henrietta (JUV) <henrietta.lee@sfgov.org>; ymissysheila@aol.com; butchbeasley@att.net; diane@rencenter.org; dorothybenton@sbcglobal.net; Cedc.com@juno.com; al@awconsul.com; Luv2danzalot@yahoo.com; sojournertrughffa@gmail.com; cetatum@aol.com; alguidry@comcast.net; Smhaye1@aol.com; plentygoodrm@yahoo.com; nopner@yahoo.com; bettybroussard@sbcglobal.net; Lmuha4@aol.com; jennyspurlock@hotmail.com; geraldinecgere@aol.com; sfpcoleman@aol.com; toyet@aol.com; pameladknight@gmail.com; smurray@sfwater.org; tclarkso@ccsf.edu; gforce_ginab@yahoo.com; ivegottaneed@netzero.com; Grady, Cynthia (PUC) <cgrady@sfwater.org>; trojanhorsequeen@yahoo.com; Moe Green <jon_blaze24@yahoo.com>; hgreen@ccsf.edu; jbaberb@aol.com; rocfraz@aol.com; s.m.rose09@gmail.com; Coss, Gale (DPH) <gale.coss@sfdph.org>; Jack Heyman <jackheyman@comcast.net>; Reed, Margot (MTA) <Margot.Reed@sfmta.com>; Kathy Broussard <baaag2019@gmail.com>; william.mcmanus@gmail.com; pamalamjohnson@gmail.com; rudy@sflaborcouncil.org; kim@sflaborcouncil.org; sflc@sflaborcouncil.org; Michelle Alexander <nnaychelle@yahoo.com>; Cheryl Taylor <cherylt777@icloud.com>; alyssa.jones.garner@gmail.com; mrandrewright@gmail.com; CBASCOM@msn.com; yogrl56@yahoo.com; Mixon, DeShelia (DPW) <DeShelia.Mixon@sfdpw.org>; Northstarbhs@protonmail.com; Kitenge, Nzugu (LIB) <Nzugu.Kitenge@sfpl.org>; Winston, Stephanie (HSA) <stephanie.winston@sfgov.org>; michelle.p.pollard@gmail.com; my1reed@hotmail.com; SFPD, Commission (POL) <SFPD.Commission@sfgov.org>; Airport Commission Secretary (AIR) <airportcommissionsecretary@flysfo.com>; Commission, Fire (FIR) <fire.commission@sfgov.org>; DPH, Health Commission (DPH) <HealthCommission.DPH@sfdph.org>; MTABoard@sfmta.com; info@sfwater.org; Koppel, Joel (CPC) <joel.koppel@sfgov.org>; Moore, Kathrin (CPC) <kathrin.moore@sfgov.org>; Chan, Deland (CPC) <deland.chan@sfgov.org>; Diamond, Susan (CPC) <sue.diamond@sfgov.org>; Fung, Frank (CPC) <frank.fung@sfgov.org>; Imperial, Theresa (CPC) <theresa.imperial@sfgov.org>

Cc: Breed, Mayor London (MYR) <mayorlondonbreed@sfgov.org>; Bruss, Andrea (MYR) <andrea.bruss@sfgov.org>; Board of Supervisors, (BOS) <board.of.supervisors@sfgov.org>; Haney, Matt (BOS) <matt.haney@sfgov.org>; MandelmanStaff, [BOS] <mandelmanstaff@sfgov.org>; Mar, Gordon (BOS) <gordon.mar@sfgov.org>; Peskin, Aaron (BOS) <aaron.peskin@sfgov.org>; Preston, Dean (BOS) <dean.preston@sfgov.org>; Fewer, Sandra (BOS) <sandra.fewer@sfgov.org>; Ronen, Hillary <hillary.ronen@sfgov.org>; Safai, Ahsha (BOS) <ahsha.safai@sfgov.org>; Stefani, Catherine (BOS) <catherine.stefani@sfgov.org>; Yee, Norman (BOS) <norman.yee@sfgov.org>; jdoherty@ibew6.org; cityworker@sfcwu.org; clavery@oe3.org; mbrito@oe3.org; tneep@oe3.org; oashworth@ibew6.org; debra.grabelle@ifpte21.org; kgeneral@ifpte21.org; jbeard@ifpte21.org; tmathews@ifpte21.org; varaullo@ifpte21.org; ewallace@ifpte21.org; aflores@ifpte21.org; smcgarry@nccrc.org; larryjr@ualocal38.org; jchiarenza@ualocal38.org; SEichenberger@local39.org; Richard Koenig <richardk@smw104.org>; anthonyu@smw104.org; Charles, Jasmin (MTA) <Jasmin.Charles@sfmta.com>; twulocal200@sbcglobal.net; roger marenco <rmarenco@twusf.org>;

pwilson@twusf.org; laborers261@gmail.com; bart@dc16.us; dharrington@teamster853.org; MLeach@ibt856.org; jason.klumb@seiu1021.org; theresa.rutherford@seiu1021.org; XiuMin.Li@seiu1021.org; Hector.Cardenas@seiu1021.org; pmendeziamaw@comcast.net; mjayne@iam1414.org; raquel@sfmea.com (contact) <raquel@sfmea.com>; christina@sfmea.com; criss@sfmea.com; l200twu@gmail.com; local200twu@sbcglobal.net; lkuhls@teamsters853.org; staff@sfmea.com; president@sanfranciscodsa.com; SFDPOA@icloud.com; sfbia14@gmail.com; ibew6@ibew6.org
Subject: Cease and Desist Letters to Black Employee Alliance Members from San Francisco Department of Human Resources EEO Director Linda Simon

This message is from outside the City email system. Do not open links or attachments from untrusted sources.

Good afternoon Black Employee Alliance and Coalition Against Anti-Blackness Members

It has come to our attention that Linda Simon, Director of EEO for the City and County of San Francisco, instructed her attorney to send cease and desist letters to individual members of the Black Employee Alliance and Coalition Against Anti-Blackness.

It is shameful and distasteful that a San Francisco City Official/Leader, Department of Human Resources Director would send Cease and Desist letters to Black Employees raising concerns about issues causing harm to Black employees.

The Black Employee Alliance and Coalition Against Anti-Blackness will not relent from our quest for change, accountability, and transparency. We will also not be intimidated by San Francisco City Officials or leaders who decide we are too vocal and/or "problematic". As Black people, we have been (and continue to be) forced to be silent about our oppression and our oppressors. This is a blatant example and act of that oppression. We will not be silent or moved from calling for the changes we requested in our initial message to Mayor London Breed and the Board of Supervisors.

Again, please let us know if you received a Cease and Desist letter from Linda Simon's attorney; as we want to ensure we strategize to protect members of the Alliance.

Sincerely,

Black Employee Alliance and Coalition Against Anti-Blackness

[redacted]

September 30, 2020

[redacted]

I represent Linda Simon, Equal Employment Opportunity and Leave Programs Director for the San Francisco Department of Human Resources. This letter is in response to your recent public statements as a representative of the Black Employee Alliance concerning my client and your speculation that she was complicit in the actions of Rebecca Sherman that have recently come to light.

On September 17, 2020, you sent an e-mail message to Mayor London Breed, members of the Board of Supervisors, and members of the Human Rights Commission demanding that Ms. Simon be investigated for "corruption[] and moral turpitude and for attempting to cover-up unethical practices." On September 22, you sent an e-mail message to these same public officials and more than 300 other individuals, most of whom appear to be employees of the City of San Francisco, accusing Ms. Simon of "persistent misconduct." You wrote that you had "grave concerns" about "crimes admitted by [DHR] Director Micki Callahan … and Ms. Simon's direct involvement." On September 24, you sent another e-mail message to San Francisco officials and hundreds of employees stating that Ms. Simon was "recently implicated in criminal offenses committed by DHR."

None of these statements is true. Ms. Simon did not authorize Rebecca Sherman to meet with a City employee after the employee's claim had been investigated and closed by the DHR; nor did Ms. Simon know that these meetings took place. Ms. Simon was not aware that Sherman told the employee, falsely, that her case had been reopened and that she would be receiving a financial settlement. Ms. Simon did not know that Sherman created an unauthorized settlement agreement between the City and the employee, forged the signatures of two City attorneys on the agreement, or forged e-mail and text messages to the employee from the department's payroll director. To be crystal clear: Ms. Simon had *no* knowledge of Sherman's actions. She did not condone Sherman's actions or attempt to cover them up.

[redacted]

For you to claim otherwise, and to assert, for example, that Ms. Simon was involved in "criminal activity," is defamatory. "Defamation is the intentional publication of a statement of fact that is false, unprivileged, and has a natural tendency to injure or that causes special damage. … False statements that accuse the plaintiff of criminal conduct are defamatory on their face." *Grenier v. Taylor*, 234 Cal. App. 4th 471, 486 (2015). California Civil Code §45 defines "libel" as "a false and unprivileged publication by writing … which exposes any person to hatred, contempt … or which has a tendency to injure him in his occupation." Under this statute, your statements about Ms. Simon are libelous *per se*. *McGarry v. Univ. of San Diego*, 154 Cal. App. 4th 97, 112 (2007). In California, a person who has been libeled may file suit to recover monetary damages—particularly when, as here, false statements are directed at a person's occupation and livelihood.

We demand that you cease-and-desist from making any public statements, oral or written, that further disparage Ms. Simon's character or competency. Specifically, we will consider that you act with actual malice—*i.e.*, a knowing or reckless disregard of the truth—if you make any further suggestion that Ms. Simon was involved or complicit in the actions of Rebecca Sherman; that Ms. Simon attempted to cover-up Sherman's actions; that Ms. Simon has been "implicated in criminal offenses"; that she is "unethical" or "corrupt;" or that she was involved in other unidentified and nonexistent "similar" cases of misconduct.

[redacted]

[redacted]

From:	Board of Supervisors, (BOS)
To:	BOS-Supervisors
Subject:	FW: Thank You BEA Members, SF BOS, Mayor Breed and HRC/90-120 Day Recommendations and Solutions to Address Corruptive Human Resources Operations and Anti-Black Racism at the City and County of San Francisco
Date:	Monday, October 5, 2020 10:35:00 AM
Attachments:	Rebecca Sherman Letter.pdf

From: Black Employee Alliance <blackemployeealliance@gmail.com>
Sent: Saturday, October 3, 2020 3:45 PM
To: Breed, Mayor London (MYR) <mayorlondonbreed@sfgov.org>; Bruss, Andrea (MYR) <andrea.bruss@sfgov.org>; Board of Supervisors, (BOS) <board.of.supervisors@sfgov.org>; Haney, Matt (BOS) <matt.haney@sfgov.org>; MandelmanStaff, [BOS] <mandelmanstaff@sfgov.org>; Mar, Gordon (BOS) <gordon.mar@sfgov.org>; Peskin, Aaron (BOS) <aaron.peskin@sfgov.org>; Preston, Dean (BOS) <dean.preston@sfgov.org>; Fewer, Sandra (BOS) <sandra.fewer@sfgov.org>; Ronen, Hillary <hillary.ronen@sfgov.org>; Safai, Ahsha (BOS) <ahsha.safai@sfgov.org>; Stefani, Catherine (BOS) <catherine.stefani@sfgov.org>; Walton, Shamann (BOS) <shamann.walton@sfgov.org>; Yee, Norman (BOS) <norman.yee@sfgov.org>; Simley, Shakirah (HRC) <shakirah.simley@sfgov.org>; Davis, Sheryl (HRC) <sheryl.davis@sfgov.org>
Cc: SFPD, Commission (POL) <SFPD.Commission@sfgov.org>; Airport Commission Secretary (AIR) <airportcommissionsecretary@flysfo.com>; Commission, Fire (FIR) <fire.commission@sfgov.org>; DPH, Health Commission (DPH) <HealthCommission.DPH@sfdph.org>; MTABoard@sfmta.com; info@sfwater.org; Koppel, Joel (CPC) <joel.koppel@sfgov.org>; Moore, Kathrin (CPC) <kathrin.moore@sfgov.org>; Chan, Deland (CPC) <deland.chan@sfgov.org>; Diamond, Susan (CPC) <sue.diamond@sfgov.org>; Fung, Frank (CPC) <frank.fung@sfgov.org>; Imperial, Theresa (CPC) <theresa.imperial@sfgov.org>; civilservicecommission@sfgov.org; Eng, Sandra (CSC) <sandra.eng@sfgov.org>; jdoherty@ibew6.org; cityworker@sfcwu.org; clavery@oe3.org; mbrito@oe3.org; tneep@oe3.org; oashworth@ibew6.org; debra.grabelle@ifpte21.org; kgeneral@ifpte21.org; jbeard@ifpte21.org; tmathews@ifpte21.org; varaullo@ifpte21.org; ewallace@ifpte21.org; aflores@ifpte21.org; smcgarry@nccrc.org; larryjr@ualocal38.org; jchiarenza@ualocal38.org; SEichenberger@local39.org; Richard Koenig <richardk@smw104.org>; anthonyu@smw104.org; Charles, Jasmin (MTA) <Jasmin.Charles@sfmta.com>; twulocal200@sbcglobal.net; roger marenco <rmarenco@twusf.org>; pwilson@twusf.org; laborers261@gmail.com; bart@dc16.us; dharrington@teamster853.org; MLeach@ibt856.org; jason.klumb@seiu1021.org; theresa.rutherford@seiu1021.org; XiuMin.Li@seiu1021.org; Hector.Cardenas@seiu1021.org; pmendeziamaw@comcast.net; mjayne@iam1414.org; raquel@sfmea.com (contact) <raquel@sfmea.com>; christina@sfmea.com; criss@sfmea.com; rudy@sflaborcouncil.org; l200twu@gmail.com; local200twu@sbcglobal.net; lkuhls@teamsters853.org; staff@sfmea.com; president@sanfranciscodsa.com; SFDPOA@icloud.com; sfbia14@gmail.com; ibew6@ibew6.org
Subject: Thank You BEA Members, SF BOS, Mayor Breed and HRC/90-120 Day Recommendations and Solutions to Address Corruptive Human Resources Operations and Anti-Black Racism at the City and County of San Francisco

This message is from outside the City email system. Do not open links or attachments from untrusted sources.

Good afternoon Mayor Breed and Board of Supervisors –

Yesterday, members of the Black Employee Alliance and the Coalition Against Anti-Blackness and allies rallied outside of City Hall in protest to the ongoing malfeasance, mistreatment, negligence, discrimination, harassment, and corruption faced by Black employees at the City and County of San Francisco. The intents and purpose of the rally were to call on Mayor Breed and Board of Supervisors to make swift changes at the Department of Human Resources, and Citywide, in response to the unfoldment of recent issues pointing to rampant anti-Black racial bias throughout City HR practices and processes. We appreciate the show of support and solidarity from both Supervisors Shamann Walton and Matt Haney who attended yesterday's rally. Thank you for speaking directly to the injustices faced by Black employees and for expressing reinforced commitment to making changes that will lead to reducing anti-Black racial bias and racism for Black City employees. We also appreciate the expressions received directly from Mayor London Breed, and Sheryl Davis, Human Rights Commission Director, expressing support for the Black Employee Alliance and our efforts and actions.

Yesterday, a copy of the resignation letter (attached from former DHR-EEO Manager Rebecca Sherman, was published in both the Examiner and Mission Local. BEA discussed the details of this document and The most concerning parts of Rebecca Sherman's resignation letter are the following statements below:

> "In late 2017, X filed an EEO complaint. At the time, X was trying to have a court overturn the CSC's administrative decision to uphold the closure/no finding in X past EEO complaint. I reviewed past complaints, understood the then-current allegations (ongoing retaliation, e.g. ignoring, hostility in the workplace from coworkers and managers, etc.). X also provided new information regarding the closed complaint that I believe warranted review. At the time, I spoke with Matthew about it, who heard me out and said he'd back me in bringing the matter to Linda. I did, explained the new information and the narrow review of the proposed investigation, and **she said ok but that there would not be a finding."**

If members of the Black Employee Alliance are to believe the entirely of Rebecca Sherman's resignation letter (and we have all agreed by consensus that we do), then there are several points of contention as it pertains to the statements released by Department of Human Resources Director Micki Callahan, and the DHR-EEO Director Linda Simon – which are prudent for the investigation being conducted by District Attorney Chesa Boudin currently. The points are:

- Micki Callahan wrote to the BEA and stated, "Sherman lied to the employee and told **her that her closed case had been reopened and reinvestigated**, and that she would be receiving a financial settlement and a promotion as a result." Rebecca clearly states that she received permission from both the DHR-EEO Director Linda Simon, and support from DHR-EEO Manager Matthew {Valdez} to reopen the case and investigate based upon new information. Simply put, the case in fact was reopened. It appears DHR Director Micki Callahan lied about the case not being reopened.

- Rebecca also details how she met with DHR-EEO Director Linda Simon, and Linda told Rebecca that she could investigate based on new information but that **there would not be a finding**. **How is**

it possible that the DHR-EEO Director, the chief official responsible for resolving cases of employment discrimination and harassment, concluded that there would not be a finding in an EEO complaint before the investigation occurred? How is this possible? This could only be possible through intentional corruption.

The letter goes on to say:

> "Sometime in the coming weeks, I drafted a charge for review and signature. I began investigating. During this time, based on my review of the past investigation, general discussions during the first investigation and at the then-present time, I got the general sense that people in DHR EEO and SFMTA viewed X as not credible, that the complaint had no merit, and generally a complainer. My view was different. **X was consistent in her statements, the prior investigation was rushed and I did not believe the record supported the conclusion – the Respondent was not credible**, and there were problems with the recruitment for the manager position that X was denied. Anyway, none of this is the point right now, except to say that **the evidence suggested to me that there should have been a finding on many of the previously closed claims** and that based on the general sentiments about X, my recommendations would not be popular."

The points outlined here are very important because it speaks to the direct point Mission Local reported on earlier this week, "Multiple departmental HR professionals have spelled out to Mission Local that complaints they submitted to DHR on behalf of workers alleging discrimination were neutered to merely indicate discontent".

- Says one: "There are experiences I have had with reports to [DHR] where, if it wasn't the way the department wanted to receive it, it would be sent back to be changed."

- The changes described by this departmental HR professional were not trifling: "A complaint about not getting a job because of race or discrimination would be categorized as a 'work assignment issue.' And then not get addressed."

- In short: Someone alleging discrimination was recategorized as merely disgruntled — and then they were ignored. And HR professionals at different departments described similar circumstances.

- "I can think of many times where we'd do an investigation, turn in a report, and they'd sit on it for a really long time and then send it back with instructions to edit it. If

it's leaning against the city, it would have to be rewritten and resubmitted to DHR before they accept it."

- When pressed if these edits would mitigate specific complaints regarding racial, sexual, or other forms of alleged discrimination, this HR professional replied "the way it's set up is designed for that purpose."

As the Black Employee Alliance and Coalition Against Anti-Blackness has stated repeatedly and boldly along Laborers Local 261, and Local 21, and SEIU1021 this is larger than one employee. This speaks to a larger issue of systemic and systematic corruption.

As a result, the Black Employee Alliance and Coalition Against Anti-Blackness requests that District Attorney Boudin compel Rebecca Sherman and her attorney to corroborate the information provided by her resignation letter and to hopefully move this into a full-fledged investigation to ensure all implicated parties are questioned under oath (i.e. former DHR Director Micki Callahan, DHR-EEO Director Linda Simon, EEO-Manager Matthew Valdez, and all others who are implicated in dealings in this case including City Attorney representatives).

In addition to the ongoing investigation by District Attorney Chesa Boudin, the Black Employee Alliance is calling on Mayor Breed and the Board of Supervisors to execute all the following actions below by January 1st, 2021:

- **Appoint a Citywide Inspector General to specifically focus on racial bias and racism, who has the authority to resolve issues pertaining to employee complaints and findings of racially discriminatory behavior. The person should have a combination of experiences in anti-racism work and Human Resource practices and operations specifically. This person should report directly to the Mayor and have a team of individuals who specialize in triaging problems within departments and taking swift action to hold "racially biased bad actors accountable."**

- **In addition to public meetings, reconciliation must take place within the workforce. We recommend appointment of an Inspector General who reports directly to the Mayor and has authority and the ability to resolve issues related to racial bias and racism, regarding:**
  - **Hiring and Promotion Inequality**
  - **Pay Inequality**
  - **Employee and Performance Support Issues**
  - **Discipline and Terminations**

- **Reopen all complaints filed by Black employees during the tenure of Director Micki Callahan (dating back to 2007) and reinvestigate them thoroughly and properly.**

- **Abolish DHR-EEO system and swiftly locate an external agency to provide oversight over all**

Citywide EEO investigations.

- **Contact all former employees who may have been unwillingly terminated before, during, and after they filed discrimination and/or harassment complaints with the San Francisco Department of Human Resources – and reexamine the reasons why they may have been retaliated against, as well as the details behind their claims, to ensure the cases were properly investigated.**

- **Ensure EEO staff currently working in DHR and across the City, receive retraining offered through the Department of Fair Employment and Housing.**

- **Offer a public apology to Kathy Broussard for the humiliation, degradation, and pain caused to her by the City and County of San Francisco; reinstate the alleged forged settlement agreement and potentially compensate above amounts offered in the original agreement for the humiliation and pain caused to her.**

- **Require ALL department heads, managers, supervisors, and HR staff Citywide to complete a minimum of 24-hours of anti-Racism training (not implicit bias) with a specific emphasis on anti-Blackness. The training should be delivered by professionals with extensive backgrounds in Critical Race Theory – and not through DHR Workforce Development. The Racial Equity Foundations training offered by GARE, currently offered through the Human Right Commission is a nice follow-up; could serve the purpose, but needs to be 3-times longer with more emphasis on the pervasive, long-lasting impacts and effects of racism (i.e. internalized superiority/inferiority, racial bias, colorism, intersectionality, etc.).**

- **Issue a moratorium on all disciplinary actions to Black Employees, until such time that the full faith and confidence of Black employees is restored, through the City proving that there are processes in place to ensure balanced treatment of all employees.**

- **Examine all "Civil Service" exam lists for the last 10 years were Black employees ranked #1 and were passed over. An example of this is Niger Edwards, a Black female who ranked #1 for a Principal PCS HR Analyst position last year, yet DHR Employment Services Director Anna Biasbas chose Peter Rosel, a White male, who ranked below Niger Edwards on the list, due to scoring lower on the test; or Dennis Mars a Black male who also ranked #1 on the list for a position at the Department of Public Health but was also not selected who. Ensure a full and complete "good-faith" audit is completed to scope-out instances where Black employees were cheated out of positions and implement strategies to ensure this does not happen moving forward.**

  - **Race Equity Audit of SFDHR Practices and Policies – Benefit/burden analysis of SFDHR policies would identify policies and practices that have clearly racialized impacts (that we only now know of anecdotally)**

  - **Race Equity Audit of Civil Service Rules**

    - **A benefit/burden analysis of the Civil Service Rules and amendments would get at the heart of some of the deeply entrenched, structural racism and anti-blackness in the very rules we follow to recruit, hire, dismiss, promote, compensate, etc.**
    - **360 Evaluations for leaders/managers/supervisors issued by the Human Rights**

Commission, by department to all Black employees at the City and County of San Francisco.

- **Monitoring of racialized use of TEX/PEX positions – as well as direct appointment, contracting out of city jobs**
- **Alleviate deidentification resolution and implement a rule that prohibits skipping over Black people who rank #1, #2, #3; and/or passed over to hire non-Black staff. Ensure higher department head approval in cases where this happens.**

o **Roll-Out 360-Degree Racial Competencies Leadership Surveys for Manager who manage Black and Brown employees; twice per year – along with 2-hour feedback debriefing sessions to hear from employees. Tie end of year MEA MCCP recommendations to departmental Racial Equity Action Plan outcomes and 360-degree feedback from employees.**

Either San Francisco will become an inclusive, equal opportunity employer or the City leaders need to tell us that they do not want Black people working here. Black people are not safe working for the City and County of San Francisco. Both the combination of the data and the empirical evidence of stories and expressions reveal this to us. We are demanding that the abuse be stopped, or either refer us to other City/County governments where we can work and contribute safely without being abused, mistreated, devalued, harmed, discriminated against, and harassed.

The San Francisco Board of Supervisors, along with the Human Rights Commission recently declared Anti-Black Racism a Public Health Crisis and Emergency in San Francisco and it would be considered reckless endangerment, negligent, malfeasant, and complicity if no actions were taken at this point. We look forward to hearing from and speaking with the Mayor and Board of Supervisors soon!

In solidarity towards our mission of justice for Black Employees!

Black Employee Alliance and Coalition Against Anti-Blackness

From: Rebecca Sherman REDACTED
Sent: Friday, September 11, 2020 10:28 AM
To: Porter, Katharine (CAT)

Katie:

I am writing this to you because I made a terrible decision that I followed with a series of additional terrible decisions, and have created a giant mess. Now REDACTED and the stress of wanting REDACTED REDACTED is only exacerbating the existing anxiety I had about how to disclose this. I shouldn't have gotten into this to begin with, and should have, at so many points along the way tried to make this right. I resigned this morning and will fully cooperate with whatever the process is from here on out.

In late 2017, REDACTED filed an EEO complaint. At the time, RED ACT was trying to have a court overturn the CSC's administrative decision to uphold the closure/no finding in RED ACT past EEO complaint. I reviewed RED ACT past complaints, understood the then-current allegations (ongoing retaliation, e.g, ignoring, hostility in the workplace from coworkers and managers, etc.) REDA CTED also provided new information regarding RED ACT closed complaint that I believed warranted review. I wanted to investigate.

At the time, I spoke with Matthew about it, who heard me out and said he'd back me in bringing the matter to Linda. I did, explained the new information and the narrow review of the proposed investigation, and she said ok but that there would not be a finding.

Sometime in the coming weeks, I drafted a Charge for REDACT ED review and signature. I began investigating. During this time, based on my review of the past investigation, general discussions during the first investigation and at the then-present time, I got the general sense that people in DHR EEO and SFMTA viewed REDAC TED as not credible, that RED ACT complaint had no merit, and generally a complainer. My view was different. REDA CTED was consistent in RED ACT statements, the prior investigation was rushed and I did not believe the record supported the conclusion – the Respondent was not credible, and there were problems with the recruitment for the manager position that REDAC TED was denied (and which was the basis, in part, of REDA CTED complaint). Anyway, none of this is the point right now except to say that the evidence suggested to me that there should have been a finding on many of the previously closed claims and that based on the general sentiments about REDAC TED, my recommendation would not be popular.

That is where I made my first terrible decision. I shared with REDAC TED my take on the merits of RED ACT complaint and RED ACTE immediately filed an external complaint requesting an immediate right to sue, and filed suit based on my comments.

At the time, and clearly still, I was too passive and conflicted to tell RED ACT that. I was also certain – in my head and not necessarily because it is what actually would have happened – that my recommendation for a finding and appropriate make whole remedy would not find consensus. I told RED ACT the process – that I was going to share my findings and recommendations with my manager, and then it would go to Ed (at the time). And then I froze. I did nothing for so long and was spinning out because I was afraid to have those difficult conversations, whatever the substance.

I lied to REDACTED and told REDACTED my recommended findings were under review and then kept lying to buy time because I had truly convinced myself that I would write the report, present it to Linda, et al, and stand my ground on the findings. I didn't and I kept lying to REDACTED to buy more time. I told REDACTED they agreed and REDACTED asked whether REDACTED be given the remedies REDACTED requested – appointment to the position, backpay and restoration of leave taken. I told REDACTED it was under review.

In November 2019, I told REDACTED that that CAT would have to review and consider the requested remedies and potentially propose a settlement. I explained to REDACTED the actual process, but lied to REDACTED about where REDACTED complaint was along that process. To make a long story short, I continued to do that – explain to REDACTED the actual process, but lie to REDACTED about where REDACTED complaint was along that process – until now. As time went on, the lies got bigger as I continued to explain why REDACTED hadn't seen a determination, settlement offer, etc. Ultimately, I drafted a document based on other settlement agreements I'd seen, met with and showed it to REDACTED, but continued to lie to REDACTED about why REDACTED couldn't have a copy, why it wasn't signed, etc. I made things up like, "oh, they're considering XX term now" or "they're reviewing possible positions for appointment." It was all a lie and I continued to make it worse and worse.

The longer I let this go on, the more impossible it was to see a way out. I truly do not even know all of the little lies I told to explain delays or why things weren't happening the way I said they would. I also grew to like REDACTED a lot and my lack of ability to stay neutral contributed to my unwillingness to tell REDACTED the truth.

Again, I can and will absolutely go through every single step and misstep and will fully cooperate with whatever process/consequences comes from my actions. But for purposes of my explaining now to you now what I did, before I lose the will to say it – I drafted a document appearing to be a proposed settlement agreement, I electronically imposed fake signatures, and I sent it to REDACTED and held it out as though it were real. Based on that, REDACTED moved to dismiss REDACTED case. Obviously, since REDACTED has not received the money, REDACTED is suspicious, confused, upset and while I continued to lie for awhile, there is clearly no way out other than to confess. I told REDACTED I fucked up.

I am currently REDACTED, and told REDACTED I would call REDACTED shortly. I plan to explain/confess the same. I am sure REDACTED will either contact your office or you or SFMTA. I don't have the words right now to explain the embarrassment, shame, regret I feel. Again, I will fully cooperate with whatever investigation, process, consequences that are to come for me and I will do my best to try to right the many wrongs I've made.

Rebecca Sherman
REDACTED

From:	Board of Supervisors, (BOS)
To:	BOS-Supervisors
Subject:	FW: SFMTA Employees Support Black Employee Alliance Requests Regarding DHR-EEO
Date:	Monday, October 5, 2020 10:51:00 AM
Attachments:	SFMTA Staff Support_Letter_DHR-EEO Reforms_2020-10-05.pdf

From: WPWAR <WPWAR@sfmta.com>
Sent: Monday, October 5, 2020 10:10 AM
To: Tumlin, Jeffrey (MTA) <Jeffrey.Tumlin@sfmta.com>
Cc: Breed, Mayor London (MYR) <mayorlondonbreed@sfgov.org>; Bruss, Andrea (MYR) <andrea.bruss@sfgov.org>; Board of Supervisors, (BOS) <board.of.supervisors@sfgov.org>; Haney, Matt (BOS) <matt.haney@sfgov.org>; MandelmanStaff, [BOS] <mandelmanstaff@sfgov.org>; Mar, Gordon (BOS) <gordon.mar@sfgov.org>; Peskin, Aaron (BOS) <aaron.peskin@sfgov.org>; Preston, Dean (BOS) <dean.preston@sfgov.org>; Fewer, Sandra (BOS) <sandra.fewer@sfgov.org>; Ronen, Hillary <hillary.ronen@sfgov.org>; Safai, Ahsha (BOS) <ahsha.safai@sfgov.org>; Stefani, Catherine (BOS) <catherine.stefani@sfgov.org>; Walton, Shamann (BOS) <shamann.walton@sfgov.org>; Yee, Norman (BOS) <norman.yee@sfgov.org>
Subject: SFMTA Employees Support Black Employee Alliance Requests Regarding DHR-EEO

Hello Director Tumlin,

Please see the attached letter regarding DHR-EEO malfeasance signed by 80+ SFMTA employees.

We look forward to your swift action and continued support for dismantling racism within the SFMTA.

Sincerely,

SFMTA Latinx Affinity Group
SFMTA White People Working Against Racism Affinity Group
SFMTA staff invested in the centering of race, equity, and inclusion efforts at the SFMTA

October 5, 2020

Dear Director Tumlin,

As you mentioned in your September 22, 2020 email to staff, the recent revelations of malfeasance within the City's Department of Human Resources Equal Employment Opportunity Division (DHR-EEO) are terrible and devastating. It is deeply disturbing that one of our colleagues who took the brave step of reporting discrimination in the workplace has been dealt further harm by fraudulence within DHR-EEO. In response to this news, the undersigned SFMTA employees are writing with two requests:

1. We support the actions requested by the Black Employee Alliance in their attached email dated September 17, 2020 to Mayor London Breed and call for SFMTA leadership to take all necessary steps to begin to restore faith in the EEO complaint process, including, as the Black Employee Alliance demands, calling for accountability from city leadership.
2. We understand that EEO complaints involving SFMTA employees are forwarded to the City's DHR-EEO. However, considering the latest evidence of wrongdoing within DHR, we respectfully request that all open SFMTA EEO complaints be proactively investigated and resolved by an external, independent investigating agency hired by the City or the SFMTA. We request that SFMTA EEO complaints be removed from DHR-EEO's purview and reassigned to this external, independent party by the end of the calendar year.

We are skeptical of DHR's initial response suggesting that this was an isolated incident involving "one rogue employee," particularly given the history of complaints over the past several years with DHR's handling of discrimination complaints. We want to amplify our colleagues' statements that the EEO complaint process is biased against Black and African American employees. This bias has caused real and considerable harm to many employees at the SFMTA and must be overhauled immediately.

We are also extremely disappointed that more corrective actions have not already been implemented following the publication of the Dolores Blanding report in January 2019. This report was Mayor Breed's intervention and response to the racism and sexism imbedded in our agency. One of the main findings of Ms. Blanding's report was the prevalence of poor communication and protocols between SFMTA Human Resources and DHR-EEO. Lack of immediate and transparent action to address the issues identified by Ms. Blanding and to enact the changes she mapped out has perpetuated the culture of silence and abuse that allows institutional racism and discrimination to survive.

We look forward to your swift action and continued support for dismantling racism within the SFMTA.

Sincerely,
SFMTA Latinx Affinity Group
SFMTA White People Working Against Racism Affinity Group
SFMTA staff invested in the centering of race, equity, and inclusion efforts at the SFMTA

cc: Mayor London Breed
Members of the San Francisco Board of Supervisors

Enclosures: September 17, 2020 Email from Black Employee Alliance to Mayor London Breed & DHR's Response
List of SFMTA Employees Undersigned

From: **Callahan, Micki (HRD)** micki.callahan@sfgov.org
Subject: Corruption at DHR (EEO Investigative Process and Leadership)
Date: September 18, 2020 at 2:09 PM
To: blackemployeealliance@gmail.com
Cc: Breed, Mayor London (MYR) mayorlondonbreed@sfgov.org, Bruss, Andrea (MYR) andrea.bruss@sfgov.org, Board of Supervisors, (BOS) board.of.supervisors@sfgov.org, Haney, Matt (BOS) matt.haney@sfgov.org, MandelmanStaff, [BOS] mandelmanstaff@sfgov.org, Mar, Gordon (BOS) gordon.mar@sfgov.org, Peskin, Aaron (BOS) aaron.peskin@sfgov.org, Preston, Dean (BOS) dean.preston@sfgov.org, Fewer, Sandra (BOS) sandra.fewer@sfgov.org, Ronen, Hillary hillary.ronen@sfgov.org, Safai, Ahsha (BOS) ahsha.safai@sfgov.org, Stefani, Catherine (BOS) catherine.stefani@sfgov.org, Walton, Shamann (BOS) shamann.walton@sfgov.org, Yee, Norman (BOS) norman.yee@sfgov.org, Simley, Shakirah (HRC) shakirah.simley@sfgov.org, Davis, Sheryl (HRC) sheryl.davis@sfgov.org, Chicuata, Brittni (HRC) brittni.chicuata@sfgov.org, Simon, Linda (HRD) linda.simon@sfgov.org, Tugbenyoh, Mawuli (HRD) mawuli.tugbenyoh@sfgov.org, Howard, Kate (HRD) kate.howard@sfgov.org, Joseph-Veal, Jacqueline (HRD) jacqueline.joseph-veal@sfgov.org

Dear Black Employees Alliance and Coalition Against Anti-Blackness:

We too are shocked and outraged at the malfeasance and bad faith of one of our former EEO staff members, and the devastating impact her deceptions had on an employee who was pursuing a complaint of discrimination.

One week ago, Rebecca Sherman, an EEO manager in our department, resigned unexpectedly. That same day, she admitted in writing that she had forged documents and lied to a City employee about that employee's EEO case. While the City Attorney's Office is still investigating Sherman's actions, we do know the following as admitted by Ms. Sherman:

- Sherman lied to the employee and told her that her closed case had been reopened and reinvestigated, and that she would be receiving a financial settlement and a promotion as a result.
- Sherman deleted records from reports printed from the EEO Division's database to ensure that there was no record of the case in the EEO reports reviewed by DHR and the employee's department head.
- Sherman forged an unauthorized settlement agreement and forged a department head and two Deputy City Attorneys' names on the document.
- Sherman provided the forged agreement to the employee, assuring the employee that the settlement had been approved and that a financial settlement and promotion were pending. She did so despite knowing, and concealing from the employee, that the settlement was not authorized and would not be implemented.
- Sherman forged email and text messages to the employee, purporting to be from the departmental payroll director, that stated the financial settlement was soon to be paid.
- On the basis of Sherman's assurances, the employee dismissed a pending lawsuit related to her EEO complaint. The City Attorney's Office has informed the employee that it will stipulate to her withdrawing the dismissal, and file the necessary papers with the court to restore that lawsuit.
- Sherman misrepresented the status of at least one other case as well, both to the complainant and to DHR EEO and DHR leadership.

The City is required by state and federal law to provide a process to investigate and resolve complaints of discrimination, harassment, and retaliation by employees and applicants. The Charter vests authority for that function with the Human Resources Director. Our EEO investigators are committed to the mission of fairly and thoroughly investigating and resolving these complaints. The actions of one rogue employee are not indicative of the EEO staff's dedication to that mission. Ms. Sherman's lies are unethical, unacceptable, and

hurtful to the employee caught in the middle of them. Her actions have also shaken the trust that employees and members of the public put in their government. To ensure transparency, accountability and fairness DHR and its EEO division are taking the following steps as a result of these disclosures:

- Auditing all cases handled or overseen by Rebecca Sherman.
- Proactively notifying all employees with open EEO complaints of the incident, with a request that they report any concerns they have about the status of their own cases. Concerns can be sent to DHR-Concerns@sfgov.org
- Reviewing standard operating procedures to include additional safeguards to prevent any reoccurrence of this type of egregious misconduct.

While the City Attorney's office will work with the employee to reinstate the lawsuit, that cannot undo the impact of this deceit on the employee who filed a claim in good faith and had every reason to believe that complaint was being resolved.

We have already begun auditing all other complaints in which Sherman was involved but, we are very concerned at your statement that you have information regarding other fraudulent settlements. If you have information on such cases, please share that information directly with us or send it to DHR-Concerns@sfgov.org so that we may intervene and ensure they are handled fairly and professionally.

We also want to take this opportunity to share our commitment to improving the City's record on racial equity, and look forward to working with the HRC Office of Racial Equity and the Racial Equity Working Groups in areas where we know we need to improve. Only in partnership will we be able to meaningfully advance this cause.

Regards,

Connecting People with Purpose

Micki Callahan
Human Resources Director
(she, her, hers)
Department of Human Resources
One South Van Ness Ave., 4th Floor
San Francisco, CA 94103
Phone: (415) 557-4845
Website: www.sfdhr.org

From: Black Employee Alliance <blackemployeealliance@gmail.com>
Date: September 17, 2020 at 9:19:27 PM PDT
To: "Breed, Mayor London (MYR)" <mayorlondonbreed@sfgov.org>
Cc: "Bruss, Andrea (MYR)" <andrea.bruss@sfgov.org>, "Board of Supervisors, (BOS)" <board.of.supervisors@sfgov.org>, "Haney,

Matt (BOS)" <matt.haney@sfgov.org>, "MandelmanStaff, [BOS]" <mandelmanstaff@sfgov.org>, "Mar, Gordon (BOS)" <gordon.mar@sfgov.org>, "Peskin, Aaron (BOS)" <aaron.peskin@sfgov.org>, "Preston, Dean (BOS)" <dean.preston@sfgov.org>, "Fewer, Sandra (BOS)" <sandra.fewer@sfgov.org>, "Ronen, Hillary" <hillary.ronen@sfgov.org>, "Safai, Ahsha (BOS)" <ahsha.safai@sfgov.org>, "Stefani, Catherine (BOS)" <catherine.stefani@sfgov.org>, "Walton, Shamann (BOS)" <shamann.walton@sfgov.org>, "Yee, Norman (BOS)" <norman.yee@sfgov.org>, "Simley, Shakirah (HRC)" <shakirah.simley@sfgov.org>, "Davis, Sheryl (HRC)" <sheryl.davis@sfgov.org>, "Chicuata, Brittni (HRC)" <brittni.chicuata@sfgov.org>

Subject: Corruption at DHR (EEO Investigative Process and Leadership)

This message is from outside the City email system. Do not open links or attachments from untrusted sources.

Good evening Mayor Breed, Board of Supervisors, Human Rights Commission, and Office of Racial Equity –

As members of the Black Employee Alliance we are writing to you because we are gravely concerned about recent situations that have unfolded at the City and County of San Francisco's Department of Human Resources over the last month. The events have diminished full faith and confidence of employees across a variety of departments. As you may and should be aware corruption, failure of ethics, and moral turpitude have surfaced throughout the past two weeks within the City and County of San Francisco’s DHR-EEO Investigatory Process, managed by the Department of Human Resources.

Multiple employees filed a complaint with DHR-EEO, under the direction of Linda Simon. Several employees were manipulated, aggrieved, assaulted, and defrauded by DHR-EEO, after having met with them for months, and in some cases years. DHR EEO (representing the City Attorney’s Office) informed employees that the City and County of San Francisco had decided to settle EEO complaints via settlement. As a result, the employees

were provided with settlement agreements. The settlement agreements provided to employees were fraudulent.

In one case, the DHR-EEO required one employee remove a previously filed case from San Francisco Superior court, as part of the agreement. The employee was notified by the City Attorney's Office that they had been defrauded by DHR-EEO who presented the employee with a false settlement agreement.

As you were made aware through a letter sent by Ron Weigel, former DPH Human Resources Director (dated January 2nd, 2020; see attached), the DHR-EEO complaint process is biased against African Americans and Black employees, and has worked against African Americans and Black employees consistently. The events that have unfolded over the last week, under the direction of Linda Simon, EEO Director, and Micki Callahan, DHR Director, proves that the City and County's EEO Investigatory function is functioning unethically, without integrity minimally; compromised by moral turpitude; is dysfunctional and is in need of new leadership and new process to reestablish faith.
Therefore, the Black Employee Alliance and Coalition of Anti-Blackness are asking you to execute the following:

o Uphold the original agreement the employee was provided by DHR-EEO, minimizing additional pain, grief, suffering, embarrassment, and further harm to the employee.

o Remove Linda Simon as the Director of DHR-EEO, and Micki Callahan as the Director of DHR, immediately and replace them both with a trusted leaders who have yours and the Board of Supervisors' confidence; while attempting to **locate an external agency to assume all Citywide EEO investigatory processes.**

o Immediately request an ongoing investigation of Linda Simon and Micki Callahan by the Ethics Commission or an external investigatory agency for corruption, and moral turpitude for attempting to cover-up unethical practices.

o Launch an investigation into **ALL DHR-EEO**

investigations between 2017-2020 to reevaluate further corruption.

o Consider replacing all leadership in DHR's EEO Division.

Questions:

o How is it possible both Linda Simon, Director of EEO and Micki Callahan, Director of the Department of Human Resource were unaware of the elaborate scheme devised by their employees?

o How does EEO Investigative case management compliance process function within DHR EEO (or the lack thereof), resulting in the substantial risk and exposure to the City and County represented here?

o How many more employees have been harmed; and are being harmed currently through the DHR-EEO process?

There is documentation proving Micki Callahan and Linda Simon were aware of complaints involving similar matters about the DHR-EEO process, and did not respond to those complaints or correct the situation. And yet another situation regarding an employee within a different department has surfaced. There has been and remains a lack of leadership, oversight, integrity, and ethics at DHR and the EEO Complaint Process.

The Black Employee Alliance and its members continue to lack faith and confidence in the Department of Human Resources EEO process. We urge you and the Board of Supervisors to move swiftly in these matters. We look forward to your swift leadership and support.

Best,

Black Employee Alliance and Coalition Against Anti-Blackness

List of SFMTA Employees Undersigned

A. Ledbetter
Adrian Leung
Ammee Alvior
Amy Fowler
Analyst from SFMTA
Andy Thornley
Anna Harkman
Anne Fritzler
Annette Williams
Arty Zhang
Ashley Kim
Bonnie Jean von Krogh
Bradley Dunn
Britt Tanner
Cameron Beck
Charles Belov
Christopher Kidd
CP&C Engineer/Manager
Crysta Highfield
Daishi Miguel Tanaka
Daniel Mackowski
Darryl Yip
Daryl Robinson
Dustin White
Edward Tang
Eileen Housteau
Ellen Robinson
Emily Heard
Engineer from CP&C
Engineer from SSD
Enrique Aguilar
Erin McAuliff
Grace Kong
Hank Willson
James Long
Jean Long
Jeffrey Banks
Jen Wong
Jennifer Molina
Jesse Rosemoore
Jesse Schofield
John Knox White
Jonathan Chimento
Kate McCarthy
Kathie Studwell
Kathy L. Broussard
Keith Tanner
Kimberly Cox
Kristin Michael
Leslie Bienenfeld
Licinia Iberri
Liz Brisson
Lorena Guadiana
Manito Velasco
Mariana Maguire
Matt Lasky
Melinda Hue
Michael Loza
Mike Jacobson
Mike Sallaberry
Miriam Sorell
Monique Webster
Nehama Rogozen
Nick Carr
Nick Chapman
Paul Stanis
Phillip Pierce
Planner from Planning Subdivision
Planner from SSD
Planner from Transit
Raina Johnson
Sabrina Suzuki
Sandra Padilla
Senior Transportation Planner - SFMTA, SSD
Sidd Mandava
Thom Fowler
Tony
Tori Winters
Tracey Lin
Tracy Minicucci
Travis Richards
Uyen Ngo
Virginia Rathke

From:	Board of Supervisors, (BOS)
To:	BOS-Supervisors
Subject:	FW: FW: Update
Date:	Tuesday, October 13, 2020 11:08:00 AM

From: Black Employee Alliance <blackemployeealliance@gmail.com>
Sent: Monday, October 12, 2020 7:32 PM
To: Golinger, Jon (DAT) <jon.golinger@sfgov.org>
Cc: Brownlee, Gayle (DPH) <Gayle.Brownlee@sfdph.org>; District Attorney, (DAT) <districtattorney@sfgov.org>; Breed, Mayor London (MYR) <mayorlondonbreed@sfgov.org>; Board of Supervisors, (BOS) <board.of.supervisors@sfgov.org>; Haney, Matt (BOS) <matt.haney@sfgov.org>; MandelmanStaff, [BOS] <mandelmanstaff@sfgov.org>; Mar, Gordon (BOS) <gordon.mar@sfgov.org>; Peskin, Aaron (BOS) <aaron.peskin@sfgov.org>; Preston, Dean (BOS) <dean.preston@sfgov.org>; Fewer, Sandra (BOS) <sandra.fewer@sfgov.org>; Ronen, Hillary <hillary.ronen@sfgov.org>; Safai, Ahsha (BOS) <ahsha.safai@sfgov.org>; Stefani, Catherine (BOS) <catherine.stefani@sfgov.org>; Walton, Shamann (BOS) <shamann.walton@sfgov.org>; Yee, Norman (BOS) <norman.yee@sfgov.org>
Subject: Re: FW: Update

This message is from outside the City email system. Do not open links or attachments from untrusted sources.

Good evening Mr. Golinger -

We are writing to you on behalf of one of our members Gayle Brownlee.

Members of the Black Employee Alliance met with you several weeks ago regarding the investigation concerning the Department of Human Resources.

At the time, members shined a light on some of the corruptive practices unfolding through the EEO process citywide. Below is a message from one of our members Gayle Brownlee, who actually received "no-findings" in the determination and decisioning of her case when it was filed through the City process. It took for her to pursue assistance outside of the City's EEO process through the Department of Fair Employment and Housing and pursue a legal process in order for her to obtain justice.

That said, the City initially stated there were "no-findings" in Gayle's case of discrimination, but in some mysterious way changed their determination once Gayle received validation through the DFEH. Gayle is wanting to know why the City would reverse their initial decision. Although you would not be able to answer this, it is representative of the type of corruptive behavior that has been highlighted throughout the last month.

If you have any questions, please contact Gayle directly.

Best,

BEA

On Wed, Oct 7, 2020 at 8:03 AM Brownlee, Gayle (DPH) <Gayle.Brownlee@sfdph.org> wrote:

> Good morning all - please see my emails below. Thank you.
>
> _____
> From: Brownlee, Gayle (DPH)
> Sent: Wednesday, October 7, 2020 7:47 AM
> To: DHR-Concerns
> Subject: FW: Update
>
> Good morning all. Below are emails sent to me by Honorable Judge Kandis Westmore (Magistrate Settlement Judge for U.S. District Court - Northern District of California) regarding the "discovery" of discrimination towards me by my Charge Nurse, Kristiane Mohler.
>
> The initial closure letter I obtained from DFEH (I received it via my own request for records from DFEH) that Steven Tang (EEO Specialist) sent to DFEH was NOT in my favor and was subsequently closed. Both cases are now being handled by Marvin Dunson (yet another EEO Specialist). If the letter from 2018 (that SOMEHOW was "delayed for some reason") that I'm supposed to be receiving from EEO/DHR from 2018 NOW shows a finding in my favor, then it is in stark contrast to the one Mr. Tang sent to DFEH and was altered to favor the City. I am very upset (although not surprised) to see that my cases were actually corrupted. There MUST be justice and reparations for me and disciplinary action taken against Micki Callahan, Linda Simon, Hallie Albert, and Steven Tang for this BLATANTLY fraudulent act and abhorrent display of disrespect and disregard for my Civil Rights and my rights being violated by DHR for failing to provide me with a healthy, discrimination and racism-free work environment despite my SEVERAL complaints to H.R.
>
> ---------- Forwarded message ---------
> From: Gayle B <gaylebrownlee0928@gmail.com>
> Date: Tue, Oct 6, 2020 at 7:59 PM
> Subject: Re: Update
> To: KAW Settlement <KAWsettlement@cand.uscourts.gov>
>
> Hello, Honorable Judge Westmore. The letter I obtained from DFEH (I received it via request for records from DFEH) that Steven Tang (EEO Specialist) sent to DFEH was not in my favor and was subsequently closed. If the letter that I'm supposed to be receiving from EEO/DHR shows a finding in my favor, then it is in stark contrast to the one Mr. Tang sent to DFEH. Do you believe that warrants another discussion into the settlement amount due to this huge discrepancy? Please advise and let me know your thoughts.

_____

On Tue, Oct 6, 2020 at 3:14 PM KAW Settlement <KAWsettlement@cand.uscourts.gov<mailto:KAWsettlement@cand.uscourts.gov>> wrote:

Hi Ms. Brownlee,

I spoke to Ms. Kimberlin, and she said your 2018 EEO complaint has been resolved, but there was a delay in sending you the letter for some reason. She said you should receive it by email sometime today. The investigation was resolved in your favor. It was found that Mohler did take action against you based on your race, and she will be subject to disciplinary action. Great news! However, there were no adverse findings as to the other people you named. The 2019 EEO claim regarding retaliation is still under investigation. If you settle that case with the City, Ms. Kimberlin believes that although it will resolve your 2019 EEO claim (because this lawsuit includes the retaliation allegations), it will not stop the investigation into the alleged retaliation by others and will not stop corrective action from being taken if warranted.

Ms. Kimberlin is working on another settlement proposal to present to you in response to your latest demand. She does not believe it will be possible to get the letters of apology from the individuals you named, but she hopes that the letter from the City that you receive today and the fact that corrective action against Mohler will be taken will help you in that regard.

As soon as I receive the revised offer from Ms. Kimberlin, I will pass it on to you for your consideration.

Best regards,

[cid:17501509a674cd34f0f1]
Kandis A. Westmore
U.S. Magistrate Judge
United States District Court
Northern District of California
https://cand.uscourts.gov
kandis_westmore@cand.uscourts.gov<mailto:kandis_westmore@cand.uscourts.gov>

==========

From: Gayle B <gaylebrownlee0928@gmail.com<mailto:gaylebrownlee0928@gmail.com>>
Sent: Tuesday, October 6, 2020 7:23 AM
To: KAW Settlement

<KAWsettlement@cand.uscourts.gov<mailto:KAWsettlement@cand.uscourts.gov>>
Subject: Update

Good morning Honorable Judge Densmore,

Was there any update from Kate Kimberlin regarding the status of the 2 EEO claims we discussed? I believe that all EEO claims in Department of Human Resources are now under investigation. Will this have any adverse effect on the settlement? If they find that my EEO claims have been altered or tampered with and deemed corrupt, what are the next steps?
CAUTION - EXTERNAL EMAIL: This email originated outside the Judiciary. Exercise caution when opening attachments or clicking on links.

From: Norah Yuen Uyeda
To: Board of Supervisors, (BOS)
Subject: Oppose Salary Increase For City Employees
Date: Sunday, September 13, 2020 4:45:51 PM

This message is from outside the City email system. Do not open links or attachments from untrusted sources.

I oppose salary increase for city employees. City employees have proven itself to be incompetent and an increase in salary will only result in more of the same: throwing money into self-serving efforts which only makes matters worse. Blatant examples are its handling of homelessness, crime and filthy street.

Our once beautiful San Francisco is now a garbage dump.

Norah

From: Leila Sen
To: Board of Supervisors, (BOS); Breed, Mayor London (MYR); Stefani, Catherine (BOS); MandelmanStaff, [BOS]; Fewer, Sandra (BOS); Peskin, Aaron (BOS); Mar, Gordon (BOS); Preston, Dean (BOS); Haney, Matt (BOS); Yee, Norman (BOS); Ronen, Hillary; Walton, Shamann (BOS); Safai, Ahsha (BOS); voteandchangesf@gmail.com
Subject: Oppose Salary Increase For City Employees
Date: Sunday, September 13, 2020 1:43:36 AM

This message is from outside the City email system. Do not open links or attachments from untrusted sources.

I am 75 years old, and San Francisco has been my lovely home for 39 years. Sadly, now, it is fast deteriorating into a city rampant with crime, violence and filth. Safe neighborhoods, where residents once were able to go about their daily business and chores of earning a living and caring for families with simple dignity and decency, have been destroyed. Burglaries, property damage and physical assaults are an everyday occurrence. Our streets abound with the trash of the mentally ill, the drug addicted, the near naked, the homeless who defecate and urinate on our doorsteps, and then threaten and assault anyone who objects. And for all this we have no recourse. The taxes of law abiding citizens pay the salaries of government employees and elected officials whom we trusted to keep us and our homes safe. Instead our lives have been endangered, our neighborhoods have been ruined, our city is being emptied as people leave in disgust,. Employees of any civilian company would have been fired for a job so poorly done, not given a raise. Shame!
Leila Sen

Tel: (415) 929-1053
Cell: (415) 713-1053
email: leila@leilasen.com

From:	jkdede
To:	Board of Supervisors, (BOS); Breed, Mayor London (MYR); Stefani, Catherine (BOS); MandelmanStaff, [BOS]; Fewer, Sandra (BOS); Peskin, Aaron (BOS); Mar, Gordon (BOS); Preston, Dean (BOS); Haney, Matt (BOS); Yee, Norman (BOS); Ronen, Hillary; Walton, Shamann (BOS); Safai, Ahsha (BOS); voteandchangesf@gmail.com
Subject:	Oppose Salary Increase For City Employees
Date:	Sunday, September 13, 2020 6:47:18 PM

This message is from outside the City email system. Do not open links or attachments from untrusted sources.

If the salary increase passes I will leave the state. The city and state will lose more tax revenue. The mismanagement and disregard for hard-working tax-paying residents who have been trying to support local businesses has gone too far. Dean Preston is destroying our district.

Sent from my T-Mobile 4G LTE Device

From: Lana Denbo
To: Board of Supervisors, (BOS)
Subject: Oppose Salary Increase For City Employees
Date: Sunday, September 13, 2020 9:35:29 PM

This message is from outside the City email system. Do not open links or attachments from untrusted sources.

We are all taking pay cuts at this time, ...and you want to increase salaries????
Please get to work on making SF once again a livable city for us who pay taxes and high rents to live here!

Sent from AT&T Yahoo Mail on Android

From:	Tom Y
To:	Board of Supervisors, (BOS); Breed, Mayor London (MYR); Stefani, Catherine (BOS); MandelmanStaff, [BOS]; Fewer, Sandra (BOS); Peskin, Aaron (BOS); Mar, Gordon (BOS); Preston, Dean (BOS); Haney, Matt (BOS); Yee, Norman (BOS); Ronen, Hillary; Walton, Shamann (BOS); Safai, Ahsha (BOS); voteandchangesf@gmail.com
Subject:	Oppose Salary Increase For City Employees
Date:	Sunday, September 13, 2020 10:26:37 PM

This message is from outside the City email system. Do not open links or attachments from untrusted sources.

From:	Tom Y
To:	Board of Supervisors, (BOS); Breed, Mayor London (MYR); Stefani, Catherine (BOS); MandelmanStaff, [BOS]; Fewer, Sandra (BOS); Peskin, Aaron (BOS); Mar, Gordon (BOS); Preston, Dean (BOS); Haney, Matt (BOS); Yee, Norman (BOS); Ronen, Hillary; Walton, Shamann (BOS); Safai, Ahsha (BOS); voteandchangesf@gmail.com
Subject:	Oppose Salary Increase For City Employees
Date:	Monday, September 14, 2020 4:22:51 AM

This message is from outside the City email system. Do not open links or attachments from untrusted sources.

From:	Roland Andersen
To:	Board of Supervisors, (BOS); Breed, Mayor London (MYR); Stefani, Catherine (BOS); MandelmanStaff, [BOS]; Fewer, Sandra (BOS); Peskin, Aaron (BOS); Mar, Gordon (BOS); Preston, Dean (BOS); Haney, Matt (BOS); Yee, Norman (BOS); Ronen, Hillary; Walton, Shamann (BOS); Safai, Ahsha (BOS); voteandchangesf@gmail.com
Subject:	Oppose Salary Increase For City Employees
Date:	Monday, September 14, 2020 2:20:49 PM

This message is from outside the City email system. Do not open links or attachments from untrusted sources.

Dear supervisors,

While I support labor unequivocally, the unfunded liabilities in the form of pensions, and the highest salaries in the country (starting with the mayor), we are heading for a train wreck. Unless the BOS steps up and becomes the adult in this situation, San Francisco will become New York City from the '70s.

--
Roland Andersen
Vice President
CWA Local 9410
240 Second street
San Francisco, CA 94105
Office: 415.777.9410x11
Mobile: 415.640.7247
Fax: 415.777.0195
Email: roland@cwa9410.com

From:	Guy Greenwood
To:	Board of Supervisors, (BOS); Breed, Mayor London (MYR); Stefani, Catherine (BOS); MandelmanStaff, [BOS]; Fewer, Sandra (BOS); Peskin, Aaron (BOS); Mar, Gordon (BOS); Preston, Dean (BOS); Haney, Matt (BOS); Yee, Norman (BOS); Ronen, Hillary; Walton, Shamann (BOS); Safai, Ahsha (BOS); voteandchangesf@gmail.com
Subject:	Oppose Salary Increase For City Employees
Date:	Wednesday, September 16, 2020 1:00:26 PM

This message is from outside the City email system. Do not open links or attachments from untrusted sources.

Cooler heads should prevail, and a work around found. Supervisors & Mayor should forgo any increase for a year. Agreement with provision to delay Union raises one year, and check paid a year later with interest. This will provide breathing room for an spend thrift city.

I'm appalled at what has happened to the city of my birth, and the State of California. Other than Chinatown, we rarely visit San Francisco. Only thing keeping us in the state last four years was our last parent, Mom. Now orphans, no rational reason to stay.

Being interracially married 30 years, and meeting Encyclopedia Britannica's definition of a classical liberal, "California Leaving" I will not live in a state that after the November Election, will discriminate against my Asian family members and friends. Especially when the root problem is failure of California to properly educate poor and low income children. Growing up low income, I attended same crappy schools in 1960s as did my minority classmates. My parents didn't attend crappy schools, the only reason I escaped a horrible fate. With very succeeding generation, it becomes more difficult for children to repeat this vicious cycle.

Guy Greenwood
Martinez

From:	Micheal Bristol
To:	Board of Supervisors, (BOS); Breed, Mayor London (MYR); Stefani, Catherine (BOS); MandelmanStaff, [BOS]; Fewer, Sandra (BOS); Peskin, Aaron (BOS); Mar, Gordon (BOS); Preston, Dean (BOS); Haney, Matt (BOS); soard1.2020@gmail.com; Yee, Norman (BOS); Ronen, Hillary; Walton, Shamann (BOS); Safai, Ahsha (BOS)
Subject:	No raise for city employees while citizens are losing jobs, taking pay-cuts!
Date:	Sunday, September 20, 2020 2:02:31 PM

This message is from outside the City email system. Do not open links or attachments from untrusted sources.

With the current climate of job loss and small businesses strugglinging to survive I am against city hall employees getting a pay raise and I am registered to vote in November

-Micheal Bristol

From:	Jennifer Kriz
To:	Board of Supervisors, (BOS); Breed, Mayor London (MYR); Stefani, Catherine (BOS); MandelmanStaff, [BOS]; Fewer, Sandra (BOS); Peskin, Aaron (BOS); Mar, Gordon (BOS); Preston, Dean (BOS); Haney, Matt (BOS); soard1.2020@gmail.com; Yee, Norman (BOS); Ronen, Hillary; Walton, Shamann (BOS); Safai, Ahsha (BOS)
Subject:	No city hall raises while San Franciscans are hit with job losses, closing businesses and pay-cuts!
Date:	Monday, September 21, 2020 3:45:09 PM

This message is from outside the City email system. Do not open links or attachments from untrusted sources.

Dear Board of Supervisors,

VOTE NO on raising wages! San Francisco families are under assault. While we pay our taxes, we are losing our jobs, suffering salary reductions, and many are paying for learning “hubs” so we can manage to work (while SFUSD stays bunkered at home.) Public employees have the benefit of secure jobs. That’s luck enough for 2020.

INSTEAD, GET SAN FRANCISCO’S HOUSE IN ORDER!

- PAY FOR SOAP AND HVAC IN OUR SCHOOLS!!!! AND REOPEN THEM ASAP. OUR KIDS ARE NOT LEARNING, and are LOSING THEIR INTELLECTUAL, EMOTIONAL AND PHYSICAL FITNESS.
- WASH THE FILTH OFF OUR STREETS. INVEST in SIDEWALK cleaners so that residents can enjoy life more. It’s a hard place to live, but it does not have to be DIRTY and DERELICT.
- PAVE OUR STREETS and BEAUTIFY SAN FRANCISCO so that when retail is ready to return, UNION SQUARE, HAIGHT STREET, CLEMENT STREET, AND OTHER RETAIL CORRIDORS ARE READY.
- FOCUS ON PREVENTING STREET CRIME BEFORE IT HAPPENS. Invest in INVESTIGATIVE UNITS and BREAK UP THE FENCING OPERATIONS THAT ALLOW CAR THEFTS AND BREAK INS TO REMAIN SO RENUMERATIVE.

There are so many ways you can support this city through this difficult time. I hope you can rise to the occasion!

Sincerely,
Jennifer Kriz

TELEPHONE (415) 626-2000
FACSIMILE (415) 626-2009
EMAIL: UALOCAL38@UALOCAL38.ORG

UNITED ASSOCIATION OF JOURNEYMEN AND APPRENTICES
OF THE PLUMBING AND PIPE FITTING INDUSTRY

LOCAL UNION NO. 38

1621 MARKET STREET • SAN FRANCISCO, CA 94103

October 1, 2020

RECEIVED
BOARD OF SUPERVISORS
SAN FRANCISCO
2020 OCT -6 AM 11:38
BY

Mayor London N. Breed
City Hall, Room 200
1 Dr. Carlton B. Goodlett Place
San Francisco, CA 94102
Email: MayorLondonBreed@sfgov.org

Board of Supervisors
c/o **Angela Calvillo**, Clerk of the Board of Supervisors
1 Dr. Carlton B. Goodlett Place
City Hall, Room 244
San Francisco, Ca. 94102-4689
Email: Board.of.Supervisors@sfgov.org

Debbie Raphael
Director of the San Francisco Department of the Environment
1455 Market Street, Suite 1200
San Francisco, CA 94103
Email: environment@sfgov.org

RE: File No. 200701 Ordinance amending the Building Code to require new construction to utilize only electric power

Dear Mayor Breed, Board of Supervisors, and Ms. Raphael:

I am writing on behalf of Local 38 to request amendment of the proposal to adopt a local ordinance amending the San Francisco Building and Environment Codes to require new construction to utilize only electric power.

I. Electrification of Buildings Must Address Impacts on Workers; Electrification Eliminates an Entire Sector of Skilled Construction Work.

Without amendment, Local 38 opposes the proposed ordinance banning gas piping and appliances in new construction because it fails to address the significant and immediate loss of good paying, skilled construction jobs that will result from this ban. While the UA and Local 38 support the goal of drastically reducing greenhouse

gas (GHG) emissions, eliminating gas plumbing from all new building construction poses a real and immediate threat to the livelihood of plumbers by eliminating an entire sector of new building construction work without any plan to replace these jobs.

As society takes the necessary policy steps to reducing GHGs, it cannot ignore to the unintended impacts some of these policy decisions have on workers. Where entire job sectors are being eliminated or minimized, we need to ensure steps are in place to provide the affected workers with a "just transition" to replacement work. And we need to ensure that those steps are taken concurrently because we know from experience that just transition never happens after the fact. Too often, "just transition" is just an empty promise.

Local 38 understands that the Board and many members of the community are impatient to adopt an electrification ordinance. But it cannot be ignored that this ordinance will create immediate significant job losses for Local 38's members and others. An action with such significant job loss impacts should not be rushed through without ensuring that these job losses will be mitigated. Local 38 urges the committee to have staff sit down with Local 38 to ensure that a path for just transition is incorporated into this ordinance before it leaves this committee.

II. A Path for Just Transition Exists that Aligns with the City's Energy and Water Efficiency Goals

The additional electrical work created by a mandatory electrification ordinance for new construction will be just a small fraction of the work hours lost by eliminating gas plumbing in buildings. Moreover, the minimal amount of additional work that would be created is performed by an entirely different craft and will not create substitute employment opportunities for the skilled plumbers whose livelihood is directly impacted by this ordinance. Nor can this work be replaced by "outreach, education, and support for workforce training" as recommended by the San Francisco Department of the Environment.

However, there is a path to mitigating the ordinance's elimination of an entire sector of skilled plumbing new building construction work, while at the same time furthering San Francisco's goals to reduce both energy and water use. In order to provide a just transition to plumbers that will no longer be employed installing gas piping and appliances in new building construction, the electrification ordinance should be tied to additional requirements to expand the use of graywater, rainwater and/or recycled water, with a particular focus on the use of alternative water sources within buildings for non-potable applications. Such a requirement would provide those workers most directly impacted by this ordinance with with new replacement work that will further benefit San Francisco by also providing substantial energy and water savings.

Specifically, the following requirements should be concurrently adopted by San Francisco:

A. New construction projects subject to the electrification ordinance should be required to pre-plumb buildings for indoor use of alternative water sources – either recycled water or on-site treated graywater/rainwater depending on availability.

B. New construction projects subject to the electrification ordinance should be required to install solar hot water systems or graywater heat recovery systems that preheat cold water with the heat from wastewater.

C. Buildings subject to electrification requirements should have the option to instead use renewable gas where available, including approval of pilot programs.

D. Certification – Require the use of a "skilled and trained workforce as defined in Public Resources Code Section 2600 for installation of graywater/rainwater systems over a certain size threshold, plumbing for indoor use of recycled water/graywater/rainwater, and onsite treatment systems.

III. Just-Transition Alternative Water Source Requirements Must Be Adopted Concurrently with the Effective Date of the New Construction Electrification Requirements

Local 38 strongly urges the Board to ensure that mandatory electrification requirements adopted for new construction are adopted concurrently with just-transition alternative water requirements. Experience shows that just transition solutions must be addressed concurrently with the policy changes that raise the need for a just transition. The proposed electrification ordinance for new construction will result in immediate and drastic impacts on the livelihood of plumbers who currently install gas infrastructure in buildings. Replacement work needs to be made available concurrently with the elimination of this existing work.

For that reason, the proposed electrification ordinance should be adopted with the following additional requirements incorporated into the ordinance: (1) staff shall immediately commence proceedings to develop and adopt mandatory dual plumbing and other alternative water requirements; (2) staff shall propose an ordinance with mandatory dual plumbing and other alternative water requirements for adoption no later than July 1, 2021; (3) the effective date of the proposed electrification ordinance for new construction shall be 30 days after adoption of an ordinance with mandatory dual plumbing and other alternative water requirements.

IV. Conclusion

Local 38 requests an opportunity to meet with staff prior to the next Committee hearing in order to work out a path to address this critical issue. The job losses that will result from this proposed ordinance are real and will be immediate.

Sincerely

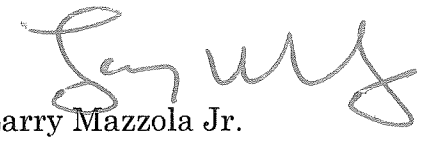

Larry Mazzola Jr.
Bus. Mgr. & Fin.Secty-Treas.
UA Plumbers & Pipefitters Local 38

From:	Board of Supervisors, (BOS)
To:	BOS-Supervisors
Subject:	12 letters regarding File No. 200701
Date:	Thursday, October 15, 2020 2:30:00 PM
Attachments:	12 letters regarding File No. 200701.pdf

Hello Supervisors,

Please see attached 12 letters regarding File No. 200701.

> **File No. 200701** - Ordinance amending the Building Code to require new construction to utilize only electric power; amending Environment Code to provide public hearings on implementation of all-electric requirement; adopting findings of local conditions under the California Health and Safety Code; affirming the Planning Department's determination under the California Environmental Quality Act; and directing the Clerk of the Board of Supervisors to forward this ordinance to the California Building Standards Commission upon final passage.

Regards,

Jackie Hickey
Board of Supervisors
1 Dr. Carlton B. Goodlett Place, City Hall, Room 244
San Francisco, CA 94102-4689
Phone: (415) 554-5184 | Direct: (415) 554-7701
jacqueline.hickey@sfgov.org| www.sfbos.org

From: ANITA KLINE
To: Major, Erica (BOS); Board of Supervisors, (BOS); Preston, Dean (BOS); Peskin, Aaron (BOS); Safai, Ahsha (BOS); Ronen, Hillary
Subject: Public Comment Re: BoS File 200701
Date: Wednesday, September 16, 2020 12:13:29 PM

This message is from outside the City email system. Do not open links or attachments from untrusted sources.

Land Use Committee, Board of Supervisors, and Sup. Ronen,

I'm a resident of San Francisco and a home owner for 35 years. I live in District 9, Hillary Ronen's district.

I'm writing to strongly support prohibiting gas in new construction. The methane leaks, air pollution, and explosion dangers of natural gas are no longer necessary for the functioning of our homes and businesses. San Francisco can lead the state and the country in building a better future.

In addition to recommending the ordinance, I would also like to ask the Commission to recommend the changes to the ordinance as laid out by Earthjustice, the Sierra Club, the San Francisco Climate Emergency Coalition, and other local groups in their letter to the Commission and Board.

It is important to me that we:

1. Eliminate the feasibility exception to the electric-ready requirement and make fully electric-ready construction a baseline requirement for new construction. We know that the future is electric. Allowing any building to be built that will require massive retrofits in the near future is unacceptable. With full electric readiness, we minimize that retrofit cost.

2. Create a Clean Energy Building Hub through the City and County of San Francisco that provides for the outreach, resources, and education needed to eliminate barriers and maximize opportunity for all-electric new construction to benefit both climate and equity.

3. Expand the ordinance's definition of "mixed-fuel buildings" to include laboratory, industrial, and decorative uses of gas. Gas shouldn't be allowed for upscale decorative uses. It's wrong to harm public health for private enjoyment.

4. Provide additional limitations and transparency in the exemption process to ensure any project found exempt for infeasibility is truly in the public interest. I'm concerned about the news of powerful and connected people being able to get favors from DBI. We need sunshine on the exemption process, and exemptions should only be given in the public interest.

5. Amend section 106A.1.17 to require that the Building Official find "sufficient evidence was submitted to substantiate the infeasibility of an All-Electric Building or Project design without

regard to financial, floor-area, or amenity-related loss unless deemed to be in the public welfare. The housing crisis is real. And we need to find ways of fixing it without sacrificing our children's future. The space taken up by a transformer should not be an acceptable reason for an exemption.

6. Eliminate the blanket exemption for commercial kitchens delaying compliance until 2022. Existing restaurants are not helped by giving builders a pass on making future commercial kitchens all-electric.

Thank you for taking up this important issue and considering the health and safety of our residents and climate.

Sincerely and with hope that you will do everything possible to prevent further harm from climate change and protect the future of the planet and our beautiful City by the Bay,
Anita Kline

ANITA KLINE
anitakline@comcast.net
19 Mirabel Ave.
SAN FRANCISCO, California 94110

From: Karen Kirschling
To: Major, Erica (BOS); Board of Supervisors, (BOS); Preston, Dean (BOS); Peskin, Aaron (BOS); Safai, Ahsha (BOS); MandelmanStaff, [BOS]
Subject: Public Comment Re: BoS File 200701
Date: Wednesday, September 16, 2020 11:14:04 PM

This message is from outside the City email system. Do not open links or attachments from untrusted sources.

Land Use Committee, Board of Supervisors, and Sup. Preston,

I am a longtime resident of San Francisco writing in strong support of a robust, loophole-free ordinance prohibiting gas in new construction. The methane leaks, air pollution, and explosion dangers of natural gas are no longer necessary for the functioning of our homes and businesses. San Francisco can lead the state and the country in building a better future.

In addition to recommending the ordinance, I would also like to ask the Commission to recommend the changes to the ordinance as laid out by Earthjustice, the Sierra Club, the San Francisco Climate Emergency Coalition, and other local groups in their letter to the Commission and Board.

It is important to me that we:

1. Eliminate the feasibility exception to the electric-ready requirement and make fully electric-ready construction a baseline requirement for new construction. We know that the future is electric. Allowing any building to be built that will require massive retrofits in the near future is unacceptable. With full electric readiness, we minimize that retrofit cost.

2. Create a Clean Energy Building Hub through the City and County of San Francisco that provides for the outreach, resources, and education needed to eliminate barriers and maximize opportunity for all-electric new construction to benefit both climate and equity.

3. Expand the ordinance’s definition of “mixed-fuel buildings” to include laboratory, industrial, and decorative uses of gas. Gas shouldn't be allowed for upscale decorative uses. It's wrong to harm public health for private enjoyment.

4. Provide additional limitations and transparency in the exemption process to ensure any project found exempt for infeasibility is truly in the public interest. I'm concerned about the news of powerful and connected people being able to get favors from DBI. We need sunshine on the exemption process, and exemptions should only be given in the public interest.

5. Amend section 106A.1.17 to require that the Building Official find “sufficient evidence was submitted to substantiate the infeasibility of an All-Electric Building or Project design without regard to financial, floor-area, or amenity-related loss unless deemed to be in the public welfare." The housing crisis is real. And we need to find ways of fixing it without sacrificing our children's future. The space taken up by a transformer should not be an acceptable reason for

an exemption.

6. Eliminate the blanket exemption for commercial kitchens delaying compliance until 2022. Existing restaurants are not helped by giving builders a pass on making future commercial kitchens all-electric.

Thank you for taking up this important issue and prioritizing the health and safety of our residents and climate.

Karen Kirschling
kumasong@excite.com
633 Oak
SF, California 94117

From:	Jonny Kocher
To:	Major, Erica (BOS); Board of Supervisors, (BOS); Preston, Dean (BOS); Peskin, Aaron (BOS); Safai, Ahsha (BOS); MandelmanStaff, [BOS]; Ronen, Hillary
Subject:	Public Comment Re: BoS File 200701
Date:	Thursday, September 17, 2020 7:50:57 AM

This message is from outside the City email system. Do not open links or attachments from untrusted sources.

Land Use Committee, Board of Supervisors, and Sup. Ronen,

I'm a resident of San Francisco writing to strongly support prohibiting gas in new construction. The methane leaks, air pollution, and explosion dangers of natural gas are no longer necessary for the functioning of our homes and businesses. San Francisco can lead the state and the country in building a better future.

In addition to recommending the ordinance, I would also like to ask the Commission to recommend the changes to the ordinance as laid out by Earthjustice, the Sierra Club, the San Francisco Climate Emergency Coalition, and other local groups in their letter to the Commission and Board.

It is important to me that we:

1. Eliminate the feasibility exception to the electric-ready requirement and make fully electric-ready construction a baseline requirement for new construction. We know that the future is electric. Allowing any building to be built that will require massive retrofits in the near future is unacceptable. With full electric readiness, we minimize that retrofit cost.

2. Create a Clean Energy Building Hub through the City and County of San Francisco that provides for the outreach, resources, and education needed to eliminate barriers and maximize opportunity for all-electric new construction to benefit both climate and equity.

3. Expand the ordinance's definition of "mixed-fuel buildings" to include laboratory, industrial, and decorative uses of gas. Gas shouldn't be allowed for upscale decorative uses. It's wrong to harm public health for private enjoyment.

4. Provide additional limitations and transparency in the exemption process to ensure any project found exempt for infeasibility is truly in the public interest. I'm concerned about the news of powerful and connected people being able to get favors from DBI. We need sunshine on the exemption process, and exemptions should only be given in the public interest.

5. Amend section 106A.1.17 to require that the Building Official find "sufficient evidence was submitted to substantiate the infeasibility of an All-Electric Building or Project design without regard to financial, floor-area, or amenity-related loss unless deemed to be in the public welfare." The housing crisis is real. And we need to find ways of fixing it without sacrificing our children's future. The space taken up by a transformer should not be an acceptable reason for

an exemption.

6. Eliminate the blanket exemption for commercial kitchens delaying compliance until 2022. Existing restaurants are not helped by giving builders a pass on making future commercial kitchens all-electric.

Thank you for taking up this important issue and considering the health and safety of our residents and climate.

Jonny Kocher
jkocher@rmi.org
2770 Bryant St
San Francisco , California 94110

From: Ellen Koivisto
To: Major, Erica (BOS); Board of Supervisors, (BOS); Preston, Dean (BOS); Peskin, Aaron (BOS); Safai, Ahsha (BOS); MandelmanStaff, [BOS]; Mar, Gordon (BOS)
Subject: Public Comment Re: BoS File 200701 (Item 1 of 9/21 Land Use)
Date: Saturday, September 19, 2020 11:48:43 AM

This message is from outside the City email system. Do not open links or attachments from untrusted sources.

Land Use Committee, Board of Supervisors, and Sup. Mar,

I'm sure by now you know my opinion -- strongly backed by science -- on "natural gas" and a whole host of other issues but, as a resident of San Francisco, it seems appropriate to write once again to strongly support prohibiting gas in ALL new construction. The methane leaks, air pollution, and explosion dangers of natural gas are no longer necessary for the functioning of our homes and businesses. San Francisco can lead the state and the country in building a better future.

In addition to recommending the ordinance, I would also like to ask the Commission to recommend the changes to the ordinance as laid out by Earthjustice, the Sierra Club, the San Francisco Climate Emergency Coalition, and other local groups in their letter to the Commission and Board.

It is important to me that we:

1. Eliminate the feasibility exception to the electric-ready requirement and make fully electric-ready construction a baseline requirement for new construction. We know that the future is electric. Allowing any building to be built that will require massive retrofits in the near future is unacceptable. With full electric readiness, we minimize that retrofit cost.

2. Create a Clean Energy Building Hub through the City and County of San Francisco that provides for the outreach, resources, and education needed to eliminate barriers and maximize opportunity for all-electric new construction to benefit both climate and equity.

3. Expand the ordinance's definition of "mixed-fuel buildings" to include laboratory, industrial, and decorative uses of gas. Gas shouldn't be allowed for upscale decorative uses. It's wrong to harm public health for private enjoyment.

4. Provide additional limitations and transparency in the exemption process to ensure any project found exempt for infeasibility is truly in the public interest. I'm concerned about the news of powerful and connected people being able to get favors from DBI. We need sunshine on the exemption process, and exemptions should only be given in the public interest.

5. Amend section 106A.1.17 to require that the Building Official find "sufficient evidence was submitted to substantiate the infeasibility of an All-Electric Building or Project design without regard to financial, floor-area, or amenity-related loss unless deemed to be in the public

welfare." The housing crisis is real. And we need to find ways of fixing it without sacrificing our children's future. The space taken up by a transformer should not be an acceptable reason for an exemption.

6. Eliminate the blanket exemption for commercial kitchens delaying compliance until 2022. Existing restaurants are not helped by giving builders a pass on making future commercial kitchens all-electric.

Thank you for taking up this important issue and considering the health and safety of our residents and climate.

Ellen Koivisto
offstaage@earthlink.net
1556 Great Hwy
San Francisco, California 94122

From:	HAYDEN ANDREWS
To:	Major, Erica (BOS); Board of Supervisors, (BOS); Preston, Dean (BOS); Peskin, Aaron (BOS); Safai, Ahsha (BOS); MandelmanStaff, [BOS]; Mar, Gordon (BOS)
Subject:	Public Comment Re: BoS File 200701 (Item 1 of 9/21 Land Use)
Date:	Monday, September 21, 2020 2:31:11 PM

This message is from outside the City email system. Do not open links or attachments from untrusted sources.

Land Use Committee, Board of Supervisors, and Sup. Mar,

I'm a resident of San Francisco writing to strongly support prohibiting gas in new construction. The methane leaks, air pollution, and explosion dangers of natural gas are no longer necessary for the functioning of our homes and businesses. San Francisco can lead the state and the country in building a better future.

In addition to recommending the ordinance, I would also like to ask the Commission to recommend the changes to the ordinance as laid out by Earthjustice, the Sierra Club, the San Francisco Climate Emergency Coalition, and other local groups in their letter to the Commission and Board.

It is important to me that we:

1. Eliminate the feasibility exception to the electric-ready requirement and make fully electric-ready construction a baseline requirement for new construction. We know that the future is electric. Allowing any building to be built that will require massive retrofits in the near future is unacceptable. With full electric readiness, we minimize that retrofit cost.

2. Create a Clean Energy Building Hub through the City and County of San Francisco that provides for the outreach, resources, and education needed to eliminate barriers and maximize opportunity for all-electric new construction to benefit both climate and equity.

3. Expand the ordinance's definition of "mixed-fuel buildings" to include laboratory, industrial, and decorative uses of gas. Gas shouldn't be allowed for upscale decorative uses. It's wrong to harm public health for private enjoyment.

4. Provide additional limitations and transparency in the exemption process to ensure any project found exempt for infeasibility is truly in the public interest. I'm concerned about the news of powerful and connected people being able to get favors from DBI. We need sunshine on the exemption process, and exemptions should only be given in the public interest.

5. Amend section 106A.1.17 to require that the Building Official find "sufficient evidence was submitted to substantiate the infeasibility of an All-Electric Building or Project design without regard to financial, floor-area, or amenity-related loss unless deemed to be in the public welfare." The housing crisis is real. And we need to find ways of fixing it without sacrificing our children's future. The space taken up by a transformer should not be an acceptable reason for

an exemption.

6. Eliminate the blanket exemption for commercial kitchens delaying compliance until 2022. Existing restaurants are not helped by giving builders a pass on making future commercial kitchens all-electric.

Thank you for taking up this important issue and considering the health and safety of our residents and climate.

HAYDEN ANDREWS
HAYDENANDREWS93@GMAIL.COM
2650 ULLOA STREET
SAN FRANCISCO, California 94116

From: Jeff Weitzel
To: Major, Erica (BOS)
Cc: Board of Supervisors, (BOS); Preston, Dean (BOS); Peskin, Aaron (BOS); Safai, Ahsha (BOS); Ronen, Hillary
Subject: Public Comment Re: BoS File 200701
Date: Monday, October 5, 2020 7:01:19 AM

This message is from outside the City email system. Do not open links or attachments from untrusted sources.

I live in District 9 in San Francisco, and I'm writing to voice my support for a natural gas ban in new buildings in San Francisco. Given the enormous footprint buildings account for in California's climate impact, natural gas has no future in our state or our nation's energy mix, and every new structure erected with gas infrastructure is a building that will have to be retrofitted for electric heating and cooking only a few years into its lifetime

Please refer to the letter of September 18th, sent to the Land Use and Transportation Committee and signed by Earthjustice, the Sierra Club, the SF Climate Emergency Coalition, PODER SF and more than 20 other organizations. I urge the Committee to adopt the changes outlined in that letter and recommend an amended All Electric ordinance to the full Board of Supervisors.

It is important to me that we:

1. Eliminate the feasibility exception to the electric-ready requirement and make fully electric-ready construction a baseline requirement for new construction. We know that the future is electric. Allowing any building to be built that will require massive retrofits in the near future is unacceptable. With full electric readiness, we minimize that retrofit cost.

2. Create a Clean Energy Building Hub through the City and County of San Francisco that provides for the outreach, resources, and education needed to eliminate barriers and maximize opportunity for all-electric new construction to benefit both climate and equity.

3. Expand the ordinance’s definition of “mixed-fuel buildings” to include laboratory, industrial, and decorative uses of gas. Gas shouldn't be allowed for upscale decorative uses. It's wrong to harm public health for private enjoyment.

4. Provide additional limitations and transparency in the exemption process to ensure any project found exempt for infeasibility is truly in the public interest. I'm concerned about the news of powerful and connected people being able to get favors from DBI. We need sunshine on the exemption process, and exemptions should only be given in the public interest.

5. Amend section 106A.1.17 to require that the Building Official find “sufficient evidence was submitted to substantiate the infeasibility of an All-Electric Building or Project design without regard to financial, floor-area, or amenity-related loss unless

deemed to be in the public welfare." The housing crisis is real. And we need to find ways of fixing it without sacrificing our children's future. The space taken up by a transformer should not be an acceptable reason for an exemption.

6. Eliminate the blanket exemption for commercial kitchens delaying compliance until 2022. Existing restaurants are not helped by giving builders a pass on making future commercial kitchens all-electric.

Thank you for taking up this important issue and considering the health and safety of our residents and climate.

Sincerely,

Jeff Weitzel

2264A Bryant St, San Francisco, 94110

From:	Helena B
To:	Major, Erica (BOS)
Cc:	Board of Supervisors, (BOS); Preston, Dean (BOS); Peskin, Aaron (BOS); Safai, Ahsha (BOS); Ronen, Hillary; Beinart, Amy (BOS)
Subject:	Public Comment Re: BoS File 200701
Date:	Monday, October 5, 2020 9:30:33 AM

This message is from outside the City email system. Do not open links or attachments from untrusted sources.

Hello Board of Supervisors and Staff,

I am writing again to support strong all-electric new construction legislation, including the changes outlined in the September 18 letter to the Board of Supervisors signed by the SF Climate Emergency Coalition, Earthjustice, Sierra Club, PODER SF, Emerald Cities, and 20 other organizations.

I am grateful and pleased to be able to report that last time I wrote to my Supervisor, Hillary Ronen, about this, she wrote back, "I agree."

Incremental change with many caveats will no longer serve. Instead, we need an ordinance that

- closes the financial feasibility loophole-- electric feasibility should be determined without regard to floor area or amenity-related loss, and the space taken up by a transformer should not be a reason for an exemption,
- requires full electric readiness in *any* cases of exemption or exception, and
- maximizes equity with a clean energy Building Hub as outlined by PODER SF.

This fire season is not an anomaly. It fits the trend of more extreme, longer fire seasons with faster spreading fires (and more smoke) that is well-explained by the science of climate change, and it is terrifying. San Francisco **must lead** on climate solutions, both for the health and wellbeing of SF residents and to do our part to make possible a livable future.

And San Francisco **needs all-electric buildings**, now more than ever, not only because natural gas destroys our climate and is a deadly explosion risk, but also because unless we shift to all-electric buildings, there will be literally nowhere to go to escape poor air quality. Children growing up in homes with gas stoves already have a 42% increased risk of asthma. Now close all the windows.

With regard to restaurants/food service, please consider what it would be like to be a line cook in a gas-fueled kitchen on a hot, smoky day. Now imagine being in an induction-based kitchen that's much cooler, with much cleaner air, and please eliminate the extension for permitting new commercial kitchens with gas.

I understand that there is a lot of pressure from developers for exemptions and loopholes, but people can be creative when it's required. I was chatting with a friend whose father is a developer-- said they will always petition for the status quo, but can work for the best outcomes if that's what's required of them. "Necessity is the mother of invention" and there's definitely necessity to change in the face of the climate emergency.

As San Francisco's elected officials, please make sure that private profit doesn't take precedence over the public good, and please listen to all the residents pleading for all-electric new construction legislation as a critical first step in addressing the climate emergency.

Our health and lives depend on it.

Sincerely,
Helena Birecki
D9 San Francisco resident

From: Nik Evasco
To: Major, Erica (BOS); Board of Supervisors, (BOS); Preston, Dean (BOS); Peskin, Aaron (BOS); Safai, Ahsha (BOS); MandelmanStaff, [BOS]
Subject: Public Comment Re: BoS File 200701 (Item 1 of 9/21 Land Use)
Date: Monday, October 5, 2020 12:56:36 PM

This message is from outside the City email system. Do not open links or attachments from untrusted sources.

Land Use Committee, Board of Supervisors, and Sup. Peskin,

Dear San Francisco Board of Supervisors,

My name is Nik Evasco.

I'm a resident of San Francisco residing in Supervisor Peskin's Distrcit writing to strongly support prohibiting gas in new construction. The methane leaks, air pollution, and explosion dangers of natural gas are no longer necessary for the functioning of our homes and businesses. San Francisco can lead the state and the country in building a better future.

In addition to recommending the ordinance, I would also like to ask the Commission to recommend the changes to the ordinance as laid out by Earthjustice, the Sierra Club, the San Francisco Climate Emergency Coalition, and other local groups in their letter to the Commission and Board.

It is important to me that we:

1. Eliminate the feasibility exception to the electric-ready requirement and make fully electric-ready construction a baseline requirement for new construction. We know that the future is electric. Allowing any building to be built that will require massive retrofits in the near future is unacceptable. With full electric readiness, we minimize that retrofit cost.

2. Create a Clean Energy Building Hub through the City and County of San Francisco that provides for the outreach, resources, and education needed to eliminate barriers and maximize opportunity for all-electric new construction to benefit both climate and equity.

3. Expand the ordinance's definition of "mixed-fuel buildings" to include laboratory, industrial, and decorative uses of gas. Gas shouldn't be allowed for upscale decorative uses. It's wrong to harm public health for private enjoyment.

4. Provide additional limitations and transparency in the exemption process to ensure any project found exempt for infeasibility is truly in the public interest. I'm concerned about the news of powerful and connected people being able to get favors from DBI. We need sunshine on the exemption process, and exemptions should only be given in the public interest.

5. Amend section 106A.1.17 to require that the Building Official find "sufficient evidence was submitted to substantiate the infeasibility of an All-Electric Building or Project design without

regard to financial, floor-area, or amenity-related loss unless deemed to be in the public welfare." The housing crisis is real. And we need to find ways of fixing it without sacrificing our children's future. The space taken up by a transformer should not be an acceptable reason for an exemption.

6. Eliminate the blanket exemption for commercial kitchens delaying compliance until 2022. Existing restaurants are not helped by giving builders a pass on making future commercial kitchens all-electric.

Thank you for taking up this important issue and considering the health and safety of our residents and climate.

All the best,
Nik

Nik Evasco
nikevasco@gmail.com
930 Post St., #26
San Francisco, California 94109

From: Amy Keith
To: Major, Erica (BOS); Board of Supervisors, (BOS); Preston, Dean (BOS); Peskin, Aaron (BOS); Safai, Ahsha (BOS); MandelmanStaff, [BOS]
Subject: Public Comment Re: BoS File 200701 (Item 2 of 10/5 Land Use)
Date: Tuesday, October 6, 2020 1:22:04 PM

This message is from outside the City email system. Do not open links or attachments from untrusted sources.

Land Use Committee, Board of Supervisors, and Sup. Mandelman,

I'm a resident of San Francisco in District 8 writing to strongly support prohibiting gas in new construction. The methane leaks, air pollution, and explosion dangers of natural gas are no longer necessary for the functioning of our homes and businesses. San Francisco can lead the state and the country in building a better future.

In addition to recommending the ordinance, I would also like to ask the Commission to recommend the changes to the ordinance as laid out by Earthjustice, the Sierra Club, the San Francisco Climate Emergency Coalition, and other local groups in their letter to the Commission and Board.

It is important to me that we:

1. Eliminate the feasibility exception to the electric-ready requirement and make fully electric-ready construction a baseline requirement for new construction. We know that the future is electric. Allowing any building to be built that will require massive retrofits in the near future is unacceptable. With full electric readiness, we minimize that retrofit cost.

2. Create a Clean Energy Building Hub through the City and County of San Francisco that provides for the outreach, resources, and education needed to eliminate barriers and maximize opportunity for all-electric new construction to benefit both climate and equity.

3. Expand the ordinance's definition of "mixed-fuel buildings" to include laboratory, industrial, and decorative uses of gas. Gas shouldn't be allowed for upscale decorative uses. It's wrong to harm public health for private enjoyment.

4. Provide additional limitations and transparency in the exemption process to ensure any project found exempt for infeasibility is truly in the public interest. I'm concerned about the news of powerful and connected people being able to get favors from DBI. We need sunshine on the exemption process, and exemptions should only be given in the public interest.

5. Amend section 106A.1.17 to require that the Building Official find "sufficient evidence was submitted to substantiate the infeasibility of an All-Electric Building or Project design without regard to financial, floor-area, or amenity-related loss unless deemed to be in the public welfare." The housing crisis is real. And we need to find ways of fixing it without sacrificing our children's future. The space taken up by a transformer should not be an acceptable reason for

an exemption.

6. Eliminate the blanket exemption for commercial kitchens delaying compliance until 2022. Existing restaurants are not helped by giving builders a pass on making future commercial kitchens all-electric.

Thank you for taking up this important issue and considering the health and safety of our residents and climate.

Sincerely,
Amy Keith
527 Dolores St
Apt 4
SF, CA
94110

Amy Keith
amykeith7@gmail.com
527 Dolores St, Apt 4
San Francisco, California 94110

From:	Karen Kirschling
To:	Major, Erica (BOS); Board of Supervisors, (BOS); Preston, Dean (BOS); Peskin, Aaron (BOS); Safai, Ahsha (BOS); MandelmanStaff, [BOS]
Subject:	Public Comment Re: BoS File 200701 (Item 2 of 10/5 Land Use)
Date:	Tuesday, October 6, 2020 2:21:55 PM

This message is from outside the City email system. Do not open links or attachments from untrusted sources.

Land Use Committee, Board of Supervisors, and Sup. Preston,

I'm a resident of San Francisco writing to strongly support prohibiting gas in new construction. The methane leaks, air pollution, and explosion dangers of natural gas are no longer necessary for the functioning of our homes and businesses. San Francisco can lead the state and the country in building a better future.

In addition to recommending the ordinance, I would also like to ask the Commission to recommend the changes to the ordinance as laid out by Earthjustice, the Sierra Club, the San Francisco Climate Emergency Coalition, and other local groups in their letter to the Commission and Board.

It is important to me that we:

1. Eliminate the feasibility exception to the electric-ready requirement and make fully electric-ready construction a baseline requirement for new construction. We know that the future is electric. Allowing any building to be built that will require massive retrofits in the near future is unacceptable. With full electric readiness, we minimize that retrofit cost.

2. Create a Clean Energy Building Hub through the City and County of San Francisco that provides for the outreach, resources, and education needed to eliminate barriers and maximize opportunity for all-electric new construction to benefit both climate and equity.

3. Expand the ordinance's definition of "mixed-fuel buildings" to include laboratory, industrial, and decorative uses of gas. Gas shouldn't be allowed for upscale decorative uses. It's wrong to harm public health for private enjoyment.

4. Provide additional limitations and transparency in the exemption process to ensure any project found exempt for infeasibility is truly in the public interest. I'm concerned about the news of powerful and connected people being able to get favors from DBI. We need sunshine on the exemption process, and exemptions should only be given in the public interest.

5. Amend section 106A.1.17 to require that the Building Official find "sufficient evidence was submitted to substantiate the infeasibility of an All-Electric Building or Project design without regard to financial, floor-area, or amenity-related loss unless deemed to be in the public welfare." The housing crisis is real. And we need to find ways of fixing it without sacrificing our children's future. The space taken up by a transformer should not be an acceptable reason for

an exemption.

6. Eliminate the blanket exemption for commercial kitchens delaying compliance until 2022. Existing restaurants are not helped by giving builders a pass on making future commercial kitchens all-electric.

Thank you for taking up this important issue and considering the health and safety of our residents and climate.

Karen Kirschling
kumasong@excite.com
633 Oak
SF, California 94117

From: Samuel Plunkett
To: Major, Erica (BOS); Board of Supervisors, (BOS); Preston, Dean (BOS); Peskin, Aaron (BOS); Safai, Ahsha (BOS); MandelmanStaff, [BOS]; Mar, Gordon (BOS)
Subject: Public Comment Re: BoS File 200701
Date: Monday, October 12, 2020 12:27:08 PM

This message is from outside the City email system. Do not open links or attachments from untrusted sources.

Land Use Committee, Board of Supervisors, and Sup. Mar,

I'm a resident of San Francisco writing to strongly support prohibiting gas in new construction. The methane leaks, air pollution, and explosion dangers of natural gas are no longer necessary for the functioning of our homes and businesses. San Francisco can lead the state and the country in building a better future.

In addition to recommending the ordinance, I would also like to ask the Commission to recommend the changes to the ordinance as laid out by Earthjustice, the Sierra Club, the San Francisco Climate Emergency Coalition, and other local groups in their letter to the Commission and Board.

It is important to me that we:

1. Eliminate the feasibility exception to the electric-ready requirement and make fully electric-ready construction a baseline requirement for new construction. We know that the future is electric. Allowing any building to be built that will require massive retrofits in the near future is unacceptable. With full electric readiness, we minimize that retrofit cost.

2. Create a Clean Energy Building Hub through the City and County of San Francisco that provides for the outreach, resources, and education needed to eliminate barriers and maximize opportunity for all-electric new construction to benefit both climate and equity.

3. Expand the ordinance's definition of "mixed-fuel buildings" to include laboratory, industrial, and decorative uses of gas. Gas shouldn't be allowed for upscale decorative uses. It's wrong to harm public health for private enjoyment.

4. Provide additional limitations and transparency in the exemption process to ensure any project found exempt for infeasibility is truly in the public interest. I'm concerned about the news of powerful and connected people being able to get favors from DBI. We need sunshine on the exemption process, and exemptions should only be given in the public interest.

5. Amend section 106A.1.17 to require that the Building Official find "sufficient evidence was submitted to substantiate the infeasibility of an All-Electric Building or Project design without regard to financial, floor-area, or amenity-related loss unless deemed to be in the public welfare." The housing crisis is real. And we need to find ways of fixing it without sacrificing our children's future. The space taken up by a transformer should not be an acceptable reason for

an exemption.

6. Eliminate the blanket exemption for commercial kitchens delaying compliance until 2022. Existing restaurants are not helped by giving builders a pass on making future commercial kitchens all-electric.

Thank you for taking up this important issue and considering the health and safety of our residents and climate.

Samuel Plunkett
samgplunkett@gmail.com
1862 46th Avenue
SAN FRANCISCO, California 94122

From:	Melissa Yu
To:	Breed, Mayor London (MYR); Environment, ENV (ENV); Board of Supervisors, (BOS)
Subject:	Sierra Club, NRDC, and EDF comments RE Ordinance Amending the Building Code
Date:	Wednesday, October 14, 2020 2:30:44 PM
Attachments:	Just Transition Plan for Electrification Ordinance.pdf

This message is from outside the City email system. Do not open links or attachments from untrusted sources.

Dear Mayor Breed, Supervisors, and Ms. Raphael,

Please find attached a letter on behalf of Sierra Club California, Natural Resources Defense Council and Environmental Defense Fund regarding the proposal to adopt a local ordinance amending the SF Building Code to require all electric new construction. Feel free to contact me if you have any questions.

Best,

Melissa

--
Melissa Yu
Conservation Program Coordinator
Sierra Club, San Francisco Bay Chapter
Office: (510) 848 - 0800 extension 328
Cell: (415) 761 - 3678



10/14/2020

Mayor London N. Breed
City Hall, Room 200
1 Dr. Carlton B. Goodlett Place
San Francisco, CA 94102
Email: MayorLondonBreed@sfgov.org

Board of Supervisors
c/o Angela Calvillo, Clerk of the Board of Supervisors
1 Dr. Carlton B. Goodlett Place
City Hall, Room 244
San Francisco, Ca. 94102-4689
Email: Board.of.Supervisors@sfgov.org

Debbie Raphael
Director of the San Francisco Department of the Environment
1455 Market Street, Suite 1200
San Francisco, CA 94103
Email: environment@sfgov.org

RE: File No. 200701 Ordinance Amending the Building Code to Require New Construction to Utilize Only Electric Power: *Job Losses for Construction Workers*

Dear Mayor Breed, Supervisors, and Ms. Raphael:

We are writing on behalf of Sierra Club California, Natural Resources Defense Council and Environmental Defense Fund regarding the proposal to adopt a local ordinance amending the San Francisco Building and Environment Codes to require newly constructed buildings to utilize only electric power. Electricity is an affordable, clean and reliable way to power a building. For well designed buildings in San Francisco, the total financial burden of these all electric homes will be less when compared to the inefficient, dual fuel buildings. The state's decarbonization mandates creates local clean energy jobs and reduces local air pollution, both of which are critically important in San Francisco right now.

While we strongly support and encourage the immediate adoption of this ordinance, we acknowledge the validity of the concerns raised by UA Plumbers & Pipefitters Local 38 on the impact of all-electric new construction on skilled plumbing and pipefitting jobs.. For that reason, we support Local 38's request that concrete steps be taken to ensure that these job losses will be mitigated. As the City moves forward with the aggressive GHG-reduction measures necessary to address the climate crisis, it must also serve as a model for doing so in a manner that provides opportunities for skilled workers impacted by the transition from fossil fuels.

We encourage the Board and staff to adopt this ordinance and simultaneously work with Local 38 to create a "just transition" plan to replace work for those plumbers whose livelihood currently relies on installing gas piping and appliances in new building construction. We are

hopeful that a path can be found that allows San Francisco to both decarbonize buildings and mitigate the impacts of decarbonization on the plumbing trades. For example, San Francisco could explore mitigating this lost work with dual-plumbing requirements to expand the use of greywater and rainwater within buildings for non-potable applications. Such a requirement would provide those workers most directly impacted by this ordinance with new replacement work that will further benefit San Francisco by also providing substantial energy and water savings. Our organizations would be happy to consult on any such plan development to help expedite the city coming to a timely resolution of this important matter.

Sincerely

Melissa Yu - Conservation Coordinator

_____

Sierra Club: SF Bay Chapter

Pierre Delforge - Senior Scientist

_____

Natural Resources Defense Council

Michael Colvin - Director Regulatory and Legislative Affairs, California Energy Program

_____

Environmental Defense Fund

From:	Gina Short
To:	Yee, Norman (BOS)
Cc:	Haney, Matt (BOS); MandelmanStaff, [BOS]; Mar, Gordon (BOS); Peskin, Aaron (BOS); Fewer, Sandra (BOS); Preston, Dean (BOS); Safai, Ahsha (BOS); Ronen, Hillary; Stefani, Catherine (BOS); Walton, Shamann (BOS); Board of Supervisors, (BOS)
Subject:	Lights at St. Ignatius Field File No. F200992 and 200996
Date:	Thursday, October 1, 2020 12:43:33 PM

This message is from outside the City email system. Do not open links or attachments from untrusted sources.

Dear President Norman Yee:

My name is Gina Short and my son is a sophomore at St. Ignatius. My husband and I have lived in San Francisco since 1993 and have lived in District 7 since 2007. My son, his teammates, his classmates all would benefit immensely from being able to use the field in the late afternoon/evening.

I'm writing in strong support for approval of lights at St. Ignatius Field in order to create more options for student athletes and also to allow St. Ignatius to implement a later start time in accordance with CA State law.

There are fewer and fewer spaces for students to practice field sports in San Francisco and allowing SI to install these lights will keep students closer to the campus rather than traveling great distances to practice. This would also help our family not having to drive to these places.

St. Ignatius College Preparatory has been an excellent center of learning not just to take tests and excel academically but to be in service to others. Many of those lessons are learned through the shared experience on the sports field. Even the students who participate as spectators gain a strong feeling of community by supporting their friends and fellow classmates.

The San Francisco Planning Commission voted 6 to 1 in favor of this approval in July and the process has been underway for over seven years. Please consider the students who will be impacted by this addition to our field sports program and the impacts it will have on the positive development of young lives.

Please vote YES! to the lights at St. Ignatius Field and thank you for your consideration.

Sincerely,

Gina V. Short
355 Casitas Ave, San Francisco, CA 94127

Email: gvshort@hotmail.com

From: BRIAN LYNCH
To: Board of Supervisors, (BOS)
Subject: Please Help Support Lights at St. Ignatius Field
Date: Thursday, October 1, 2020 3:02:13 PM

This message is from outside the City email system. Do not open links or attachments from untrusted sources.

10/01/20

President Norman Yee and Members of the San Francisco Board of Supervisors
City Hall
1 Dr. Carlton B. Goodlett Place, Room 244
San Francisco, CA 94102-4689

Re: Lights at St. Ignatius Field File No. F200992 and 200996

Dear Supervisor Yee and Board,

My wife Nathalie and I have been residents of San Francisco for 18 years. For the last 8 years we have been living in Forest Hill raising two daughters, both student athletes, in the city. Our oldest daughter is a student at St. Ignatius.

I'm writing in strong support for approval of lights at St. Ignatius Field in order to create more options for student athletes and also to allow St. Ignatius to implement a later start time in accordance with CA State law. As you know, there are fewer and fewer spaces for students to practice field sports in San Francisco and allowing SI to install these lights will keep students closer to the campus rather than traveling great distances to practice.

St. Ignatius College Preparatory has been an excellent center of learning not just to take tests and excel academically, but to be in service to others. Many of those lessons are learned through the shared experience on the sports field. Even the students who participate as spectators gain a strong feeling of community by supporting their friends and fellow classmates.

The San Francisco Planning Commission voted 6 to 1 in favor of this approval in July and the process has been underway for over seven years. Please consider the students who will be impacted by this addition to our field sports program and the impacts it will have on the positive development of young lives.

Please vote YES! to the lights at St. Ignatius Field and thank you for your consideration.

We truly appreciate you attention to this matter.

Sincerely,

Dr. Nathalie and Mr. Brian Lynch

315 Magellan Avenue

San Francisco CA 94116

From: Yvonne Toracca
To: Yee, Norman (BOS); Stefani, Catherine (BOS); Peskin, Aaron (BOS)
Cc: Haney, Matt (BOS); MandelmanStaff, [BOS]; Mar, Gordon (BOS); Preston, Dean (BOS); Fewer, Sandra (BOS); Safai, Ahsha (BOS); Ronen, Hillary; Walton, Shamann (BOS); Board of Supervisors, (BOS)
Subject: Lights at SI College Preparatory
Date: Thursday, October 1, 2020 3:48:59 PM

This message is from outside the City email system. Do not open links or attachments from untrusted sources.

October 1, 2020

President Norman Yee
and Members of the San Francisco Board of Supervisors
City Hall
1 Dr. Carlton B. Goodlett Place, Room 244
San Francisco, CA 94102-4689

Re: Lights at St. Ignatius Field File No. F200992 and 200996

Dear Supervisor Catherine Stefani and Honorable Supervisors:

My name is Yvonne Toracca, I am a proud native San Franciscan living in the Marina and North Beach District(s) for the past 55+ years.

I am also a proud parent of 2 young adult children and one teenage daughter, Nina, a senior and Varsity Soccer player, who currently attends St. Ignatius College Preparatory.

We take great pride in our beloved city and are always looking for ways to promote and improve its desirability in order to maintain residents, especially young families! Sadly, we are continuously up against families leaving San Francisco many due to the lack of usable outdoor activity space.

That being said, we have all personally experienced the recent confinement due to COVID and the Northern California Fires and realize just how important it is for our young students and athletes to get outside and exercise. It just never seems as if there is enough time. That's why it's so important for our City, neighbors and community members to help support one another.

I'm now writing in strong support for the approval of lights at St. Ignatius Field in order to create more options for students and student athletes and also to allow St. Ignatius to implement a later start time in accordance with CA State law.

There are fewer and fewer spaces for students to practice field sports in San Francisco and allowing SI to install these lights will keep students closer to the campus rather than traveling great distances to practice.

St. Ignatius College Preparatory has been an excellent center of learning not just to take tests and excel academically but to be in service to others. Many of those lessons are learned through the shared experience on the sports field. Even the students who participate as spectators gain a strong feeling of community by supporting their friends and fellow classmates.

The San Francisco Planning Commission voted 6 to 1 in favor of this approval in July and the process has been underway for over seven years. Please consider the students who will be impacted by this addition to our field sports program and the impacts it will have on the positive development of young lives.

Please vote YES! to the lights at St. Ignatius Field and thank you for your consideration.

Sincerely,

Yvonne Toracca
3264 Lyon Street San Fancisco, CA 94123
yvonnetoracca@gmail.com

From:	Board of Supervisors, (BOS)
To:	BOS-Supervisors
Cc:	BOS Legislation, (BOS)
Subject:	10 letters regarding File Nos. 200992 & 200996
Date:	Thursday, October 15, 2020 2:40:00 PM
Attachments:	10 letters regarding File Nos. 200992 & 200996.pdf

Hello Supervisors,

Please see attached 10 letters regarding File Nos. 200992 & 200996.

> **File No. 200992** – Hearing of persons interested in or objecting to the determination of exemption from environmental review under the California Environmental Quality Act issued as a Categorical Exemption by the Planning Department, for the proposed project at 2001-37th Avenue, Assessor's Parcel Block No. 2094, Lot No. 006; to permit the addition of new stadium lights on an existing football field at St. Ignatius College Preparatory, to propose a lighting system at the J.B. Murphy Field Athletic Stadium to allow for evening use and a Verizon macro wireless telecommunications services (WTS) facility consisting of nine panel antennas that will be screened; to construct four 90 foot tall poles with LED light fixtures and the north-west pole would include the WTS facility and ancillary equipment with installation of each pole requiring up to approximately 30 feet of excavation below ground surface, resulting in a total of approximately 60 cubic yards of soil disturbance. (District 4) (Appellants: Michael Graf of Michael W. Graf Law Offices, on behalf of Saint Ignatius Neighborhood Association (SINA)) (Filed August 24, 2020)
>
> **File No. 200996** - Hearing of persons interested in or objecting to the approval of a Conditional Use Authorization pursuant to Sections 209.1, 303, and 304 of the Planning Code, for the proposed project at 2001-37th Avenue, Assessor's Parcel Block No. 2094, Lot No. 006, to amend an existing planned unit development and allow a modification to the requirements for rear yard for the expansion of a private secondary school through the addition of four 90-foot tall light standards to the J.B. Murphy Field Athletic Stadium and to install a new Verizon macro wireless telecommunications service facility attached to the northwest light standard within the RH-1 (Residential-House, One Family) Zoning District and a 40-X Height and Bulk District. (District 4) (Appellant: Deborah Brown, on behalf of Saint Ignatius Neighborhood Association (SINA)) (Filed August 21, 2020)

Thank you,

Jackie Hickey
Board of Supervisors
1 Dr. Carlton B. Goodlett Place, City Hall, Room 244
San Francisco, CA 94102-4689
Phone: (415) 554-5184 | Direct: (415) 554-7701
jacqueline.hickey@sfgov.org| www.sfbos.org

From: t white
To: Board of Supervisors, (BOS)
Subject: LIGHTS
Date: Thursday, September 24, 2020 12:09:35 PM

This message is from outside the City email system. Do not open links or attachments from untrusted sources.

I'm for the lights. sports are an important part of student development. Classes in the daytime And some games at night.

Sent from Mail for Windows 10

From:	Vidya Nijjar
To:	Yee, Norman (BOS); Haney, Matt (BOS); MandelmanStaff, [BOS]; Peskin, Aaron (BOS); Mar, Gordon (BOS); Preston, Dean (BOS); Fewer, Sandra (BOS); Safai, Ahsha (BOS); Ronen, Hillary; Stefani, Catherine (BOS); Walton, Shamann (BOS); Board of Supervisors, (BOS)
Subject:	Lights at St. Ignatius Field File No. F200992 and 200996
Date:	Friday, September 25, 2020 6:48:26 PM

This message is from outside the City email system. Do not open links or attachments from untrusted sources.

September 25, 2020

President Norman Yee
and Members of the San Francisco Board of Supervisors
City Hall
1 Dr. Carlton B. Goodlett Place, Room 244
San Francisco, CA 94102-4689

Re: Lights at St. Ignatius Field File No. F200992 and 200996

My name is Vidya Nijjar, I am the wife of coach Pinder Nijjar, who coaches student athletes at St. Ignatius' Fairmont Field. My husband and I have lived in San Francisco since 2016.

I'm writing in strong support for approval of lights at St. Ignatius Field in order to create more options for student athletes and also to allow St. Ignatius to implement a later start time in accordance with CA State law.

There are fewer and fewer spaces for students to practice field sports in San Francisco and allowing SI to install these lights will keep students closer to the campus rather than traveling great distances to practice.

St. Ignatius College Preparatory has been an excellent center of learning not just to take tests and excel academically but to be in service to others. Many of those lessons are learned through the shared experience on the sports field. Even the students who participate as spectators gain a strong feeling of community by supporting their friends and fellow classmates.

The San Francisco Planning Commission voted 6 to 1 in favor of this approval in July and the process has been underway for over seven years. Please consider the students who will be impacted by this addition to our field sports program and the impacts it will have on the positive development of young lives.

Please vote YES! to the lights at St. Ignatius Field and thank you for your consideration.

Sincerely,

Vidya Nijjar
512 Van Ness Ave, Apt 302, San Francisco, CA 94102
vkulavil@gmail.com

From:	tqg@icestorm.com
To:	Koppel, Joel (CPC)
Cc:	Board of Supervisors, (BOS)
Subject:	Lights at St Ignatius Field
Date:	Saturday, September 26, 2020 1:12:33 PM

This message is from outside the City email system. Do not open links or attachments from untrusted sources.

Dear Commissioners:

I have lived in Sunset District, San Francisco, Ca since 1971. My two sons, Neil and Adrian, graduated from St Ignatius College Prep. They both participated with the St Ignatius varsity tennis team.

I am writing to voice my strong support for the approval of lights at S.I. field in order to create more options for student athletes and also to allow St Ignatius to implement a later start time in accordance to CA STATE LAW. Allowing S.I. to build these lights will keep the students closer to the campus rather than traveling far away from campus.

S. I. is a great high school. I consider S.I. one of the best in the State of California. Their students are exemplary!

Please vote YES to the lights at St Ignatius Field.

Thank you!

TOMAS Q. GONZALES
4021 Ortega Street
San Francisco, CA 94122
#415-665-3731

From:	Michael Antonini
To:	Yee, Norman (BOS); Haney, Matt (BOS); MandelmanStaff, [BOS]; Peskin, Aaron (BOS); Mar, Gordon (BOS); Preston, Dean (BOS); Fewer, Sandra (BOS); Safai, Ahsha (BOS); Hilliary.Ronen@sfgov.org; Stefani, Catherine (BOS); Walton, Shamann (BOS); Board of Supervisors, (BOS)
Cc:	wordweaver21@aol.com
Subject:	LIGHTS AT ST. IGNATIUS FIELD FILES # F00992 and 200996
Date:	Thursday, October 1, 2020 8:40:03 PM

This message is from outside the City email system. Do not open links or attachments from untrusted sources.

110 Broadmoor Drive
San Francisco, CA. 94132-2011
October 1, 2020

President Norman Yee and Supervisors
San Francisco Board of Supervisors
San Francisco City Hall-Room 244
One Dr. Carlton B. Goodlett Place
San Francisco, CA. 94102-4689

Dear Board President Yee and Honorable Supervisors,

My wife, Linda, and I have lived in District 7 since 1976. We raised our three children here, and three of our four grandchildren also presently reside near us in Lakeside Village.

All three of our children were graduates of Saint Ignatius College Preparatory(SI) and all played athletics throughout the entirety of their attendance therein. The education and training at S.I., in a highly competitive manner, provided two of them with the ability to continue competing, successfully, at a national level in sports during college.

Saint Ignatius offers students a wide variety of sports in which to participate, but the scope of playing fields on campus is very limited, and during a large portion of the school year, hours of daylight after class are few.

The installation of field lights at S.I. will allow more students to practice their outdoor sports on campus.These lights will eliminate many time consuming trips to distant locations by student athletes. Such trips also waste energy and add to pollution.

Saint Ignatius has worked for years in outreaching to residential neighbors to address and mitigate their concerns. The San Francisco Planning Commission, upon which I served as a Commissioner from 2002 until 2016, voted 6 to 1 to approve a measure allowing field lights at Saint Ignatius.

Future generations of ethnically diverse young people attending Saint Ignatius and competing in field athletics- which build character, teach teamwork and cooperation-will be in your debt for a thoughtful "YES" vote on Lights at Saint Ignatius Field.

Respectfully Yours,

Michael J. Antonini, DDS

From:	Brendan Hallinan
To:	Yee, Norman (BOS); Haney, Matt (BOS); MandelmanStaff, [BOS]; Peskin, Aaron (BOS); Mar, Gordon (BOS); Preston, Dean (BOS); Fewer, Sandra (BOS); Safai, Ahsha (BOS); Ronen, Hillary; Stefani, Catherine (BOS); Walton, Shamann (BOS); Board of Supervisors, (BOS)
Subject:	Support for Field Lights St Ignatius High School
Date:	Thursday, October 1, 2020 9:10:09 PM

This message is from outside the City email system. Do not open links or attachments from untrusted sources.

Dear Honorable Supervisor:

I am submitting this letter of support as a resident of San Francisco, a parent of three children growing up in San Francisco, and a former local High School football player for George Washington High School. I strongly support the installation of field lights at St. Ignatius High School. During my time in High School, Kezar Stadium was the only field in the City with field lights. Having to play all of our games before dark at 3pm on Fridays denied many of our family members and friends the opportunity to see us play. We always longed for the thrill of playing a Friday or Saturday night game and all the excitement that came with it. Additionally, during the winter months our practices and field time were forced to be shortened due to the early sunsets. These lights are a great opportunity to encourage and increase physical activity among young athletes and students as well as increase school spirit and participation. We can see the value that the lighting of soccer fields in the City has had in recent years, parks like Silver Terrace, Crocker Amazon, and Minnie Driver that were deserted at night are now busting with positive healthy recreational activity. This is a great opportunity to support local youth sports and recreation and to help San Francisco build up its competitive athletic programs. Please uphold the Planning Commission decision to allow for the installation of the lights.

Respectfully Submitted,

Brendan Hallinan
345 Franklin Street
San Francisco, CA 94102
415.786.0139 (Cell)

From:	Kenn Tarantino
To:	Yee, Norman (BOS); Haney, Matt (BOS); MandelmanStaff, [BOS]; Peskin, Aaron (BOS); Mar, Gordon (BOS); Preston, Dean (BOS); Fewer, Sandra (BOS); Safai, Ahsha (BOS); Ronen, Hillary; Stefani, Catherine (BOS); Walton, Shamann (BOS); Board of Supervisors, (BOS)
Subject:	Re: Lights at St. Ignatius Field File No. F200992 and 200996
Date:	Tuesday, October 6, 2020 10:11:01 AM

This message is from outside the City email system. Do not open links or attachments from untrusted sources.

President Norman Yee
and Members of the San Francisco Board of Supervisors
City Hall
1 Dr. Carlton B. Goodlett Place, Room 244
San Francisco, CA 94102-4689

Dear Supervisor Catherine Stefani:

My name is Kenn Tarantino. I am a resident of your district, District 2, and I have lived in this district since 2017. I am a parent of three children in San Francisco, and have lived here in the city for thirteen years. I am an active participant in the community, my children go to both middle school and high school here, and I have been both a youth soccer and lacrosse coach for our San Francisco families.

I am writing to show my strong support for the approval of lights at St. Ignatius Field in order to create more options for student athletes and also to allow St. Ignatius to implement a later start time in accordance with CA State law.

I have experienced first-hand how there are fewer and fewer spaces for students to practice sports in San Francisco, and I truly believe that allowing St Ignatius to install these lights will keep students closer to the campus rather than traveling greater distances for their practices.

St. Ignatius College Preparatory has been an excellent center of learning not just to take tests and excel academically but to be in service to others. Many of those lessons are learned through the shared experience on the sports field. Even the students who participate as spectators gain a strong feeling of community by supporting their friends and fellow classmates.

The San Francisco Planning Commission voted 6 to 1 in favor of this approval in July and the process has been underway for over seven years. Please consider the students who will be impacted by this addition to our field sports program and the impacts it will have on the positive development of young lives.

Please vote YES! to the lights at St. Ignatius Field and thank you for your consideration.

Sincerely,

Kenn Tarantino

From:	Regan
To:	Yee, Norman (BOS); Board of Supervisors, (BOS); Haney, Matt (BOS); MandelmanStaff, [BOS]; Peskin, Aaron (BOS); Mar, Gordon (BOS); Preston, Dean (BOS); Fewer, Sandra (BOS); Safai, Ahsha (BOS); Ronen, Hillary; Stefani, Catherine (BOS); Walton, Shamann (BOS)
Subject:	File #s 200992 and 200996, St. Ignatius lights
Date:	Tuesday, October 6, 2020 11:24:47 AM

This message is from outside the City email system. Do not open links or attachments from untrusted sources.

Dear Mr. Yee and Board of Supervisors,

Hello, my name is Regan Stuart-Killion, and I moved to San Francisco in 1999. I have lived in the Sunset since 2004. I am a pediatrician, and can't think of a better and healthier San Francisco neighborhood to raise our children. My husband and I have played multiple sports our entire lives, and both competed as college athletes. The close proximity to the beach, parks, and athletic fields enable us to continue an active life as a family. Better yet, most of my children's sports activities can be performed in our neighborhood.

I was initially ambivalent to the placement of turf fields and lights at the Beach Chalet Fields, but I have seen how this facility has brought life to our neighborhood. My children use the fields like a backyard. I think the increased use of the St. Ignatius (SI) Field would offer the same benefits. I am writing in strong support for the approval of lights at the SI Field. This will create more options for high school student athletes, and also allow SI to implement a later start time in accordance with California State Law. Allowing SI to use nighttime lights will keep students closer to the campus for athletic practices and competitions.

SI has a history of academic and athletic excellence. Its Jesuit foundation focuses on service to others, and some of the finest people I know in San Francisco have been educated there. I know that the SI community will only grow stronger by spending more time together as a community.

Please vote YES to the lights at SI Field, and thank you for your time and efforts in this matter.

Sincerely,
Regan Stuart-Killion, MD

2040 Great Hwy
San Francisco, CA 94116

From: CNPS Yerba Buena
To: BOS Legislation, (BOS); Board of Supervisors, (BOS)
Subject: COMMENTS Re: 45.200992 [Hearing - Appeal of Determination of Exemption From Environmental Review- Proposed 2001-37th Avenue Project]
Date: Tuesday, October 6, 2020 1:28:58 PM

This message is from outside the City email system. Do not open links or attachments from untrusted sources.

Re: 45.200992 [Hearing - Appeal of Determination of Exemption From Environmental Review- Proposed 2001-37th Avenue Project]

October 6, 2020

Clerk of the Board
San Francisco Board of Supervisors
(bos.legislation@sfgov.org)
bos@sfgov.org

Dear San Francisco Board of Supervisors:

The Yerba Buena Chapter of the California Native Plant Society is pleased to submit the following comments as input into

The Yerba Buena Chapter of the California Native Plant Society is a non-profit organization with over 600 members in San Francisco. Our parent organization has over 10,000 members statewide. The mission of CNPS is to conserve California native plants and their natural habitats, and increase understanding, appreciation, and horticultural use of native plants. Our vision includes a future where Californians can experience thriving biological diversity, even in human-altered landscapes.

The United Nations' Global Assessment Report on Biodiversity and Ecosystem Services has found a 45 percent decline in insect populations in just in the past 40 years. Lighting pollution has been cited as a major contributor to the decline of insect populations. Has the city hired a biologist to examine this issue? Has the city made a plan to mitigate the losses caused by this project?

Skyglow—light from populated areas that scatters through the atmosphere and can be seen from miles away—reduces many insect species' ability to orient themselves, find food, avoid predation and reproduce. According to an article published in the Annals of Applied Biology , many insects are

attracted to direct light sources such as street lamps and stadium lights, where they may be killed on contact by heat, electrocution or the force of impact; they may also get trapped and exhausted or preyed upon. Moreover, the study notes that artificial light can impede communication among insects, diminish their average lifespans, and even change their physiology.

So why is the California Native Plant Society concerned insect population decline?

Edward O. Wilson, professor emeritus at Harvard University answers the question best in his paper, “The Little Things That Run The World.” When he was asked what would happen to everything else if insects disappear he indicated that a number of things would happen. First of all, 90 percent of our flowering plants would disappear, which would drastically change energy flow through our ecosystems. In other words, it would collapse the food webs that support animals—our birds, our reptiles, our mammals, and our amphibians. They would all disappear. Our decomposers, the insect decomposers would be gone. So the rapid turnover of nutrients that recycles what plants need to grow would end. And his conclusion was that humans would not survive those changes. So the little things that run the world run us as well. We are an integral part of the world. We depend on it and we cannot selectively destroy the things that we decide don’t matter or may get in the way of a city-authorized project.

We ask that you mitigate this project by restoring habitat twice the square footage of this project. We also ask that you use yellow LED bulbs. You’ll save energy and they are the least attractive to insects.

Wishing you all the best,

California Native Plant Society, Yerba Buena Chapter board members:
Eddie Bartley, President
Paul Bouscal, V.P.
Sophie Constantinou, Secretary
Bob Hall, Treasurer
Jake Sigg, Conservation
Noreen Weeden, Field Trips
Susan Karasoff, Outreach
Beth Cataldo, Volunteering
Libby Ingalls, Newsletter Production

Elliot Goliger, Horticulture

From:	Mark Burke
To:	Yee, Norman (BOS); Haney, Matt (BOS); MandelmanStaff, [BOS]; Peskin, Aaron (BOS); Mar, Gordon (BOS); Preston, Dean (BOS); Fewer, Sandra (BOS); Safai, Ahsha (BOS); Ronen, Hillary; Stefani, Catherine (BOS); Walton, Shamann (BOS); Board of Supervisors, (BOS)
Cc:	nharlan@siprep.org
Subject:	I Support SI lights project project FRIDAY NIGHT LIGHTS
Date:	Tuesday, October 6, 2020 5:53:43 PM

This message is from outside the City email system. Do not open links or attachments from untrusted sources.

I am a lifelong Sunset Resident 36th and Kirkham, SI grad, and my two daughters recently graduated from SI just two years ago and are in college.

I support the SI Lights project because Friday night football games will be a new experience for Sunset students and residents. I am an active member of a local nonprofit organization in The Sunset, and our summer experience with outdoor dining - in response to COVID - **shows the youth need a place to go in the evening.**

The SI lights and Friday night games will keep the kids off the streets on a Friday night. The games are affordable, usually $5 for adults, and $3 for students, and are inclusive of fans of every gender and race. Let's upgrade the neighborhood and make memories on the field on Friday nights.

Thanks,

Mark Burke
SI Class of 1984
Sunset Resident 36th and Kirkham

From:	Sebastian Ayerdi
To:	Yee, Norman (BOS); Mar, Gordon (BOS)
Cc:	Haney, Matt (BOS); MandelmanStaff, [BOS]; Peskin, Aaron (BOS); Preston, Dean (BOS); Fewer, Sandra (BOS); Safai, Ahsha (BOS); Ronen, Hillary; Stefani, Catherine (BOS); Walton, Shamann (BOS); Board of Supervisors, (BOS); nharlan@siprep.org
Subject:	Lights at St. Ignatius Field File No. F200992 and 200996
Date:	Tuesday, October 6, 2020 11:26:05 PM

This message is from outside the City email system. Do not open links or attachments from untrusted sources.

October 6, 2020

President Norman Yee
and Members of the San Francisco Board of Supervisors
City Hall
1 Dr. Carlton B. Goodlett Place, Room 244
San Francisco, CA 94102-4689

Re: Lights at St. Ignatius Field File No. F200992 and 200996

Dear Supervisor Mar:

Hello there, hope this finds you safe and healthy. We are a family of 5 (2 sons, one graduated from SI and a Freshman currently attending). We have lived in the Sunset for the last 15 years and in the Mission before that. Pretty much native San Franciscans. Grew up playing sports and coaching Little League when our kids were younger, although I still coach my youngest.

I'm writing in strong support for approval of lights at St. Ignatius Field in order to create more options for student athletes and also to allow St. Ignatius to implement a later start time in accordance with CA State law.

There are fewer and fewer spaces for students to practice field sports in San Francisco and allowing SI to install these lights will keep students closer to the campus rather than traveling great distances to practice.

St. Ignatius College Preparatory has been an excellent center of learning not just to take tests and excel academically but to be in service to others. Many of those lessons are learned through the shared experience on the sports field. Even the students who participate as spectators gain a strong feeling of community by supporting their friends and fellow classmates.

The San Francisco Planning Commission voted 6 to 1 in favor of this approval in July and the process has been underway for over seven years. Please consider the students who will be impacted by this addition to our field sports program and the impacts it will have on the positive development of young lives.

Please vote YES! to the lights at St. Ignatius Field and thank you for your consideration.

Sincerely,

I Ayerdi
2780 36th Avenue, SF, 94116
sayerdi@gmail.com

From:	Board of Supervisors, (BOS)
To:	BOS-Supervisors
Cc:	BOS Legislation, (BOS)
Subject:	117 letters regarding File Nos. 200992 & 200996
Date:	Tuesday, October 6, 2020 10:06:00 AM
Attachments:	117 letters regarding File Nos. 200992 & 200996.pdf

Hello Supervisors,

Please see attached 117 letters regarding File Nos. 200992 & 200996.

> **File No. 200992** – Hearing of persons interested in or objecting to the determination of exemption from environmental review under the California Environmental Quality Act issued as a Categorical Exemption by the Planning Department, for the proposed project at 2001-37th Avenue, Assessor's Parcel Block No. 2094, Lot No. 006; to permit the addition of new stadium lights on an existing football field at St. Ignatius College Preparatory, to propose a lighting system at the J.B. Murphy Field Athletic Stadium to allow for evening use and a Verizon macro wireless telecommunications services (WTS) facility consisting of nine panel antennas that will be screened; to construct four 90 foot tall poles with LED light fixtures and the north-west pole would include the WTS facility and ancillary equipment with installation of each pole requiring up to approximately 30 feet of excavation below ground surface, resulting in a total of approximately 60 cubic yards of soil disturbance. (District 4) (Appellants: Michael Graf of Michael W. Graf Law Offices, on behalf of Saint Ignatius Neighborhood Association (SINA)) (Filed August 24, 2020)
>
> **File No. 200996** - Hearing of persons interested in or objecting to the approval of a Conditional Use Authorization pursuant to Sections 209.1, 303, and 304 of the Planning Code, for the proposed project at 2001-37th Avenue, Assessor's Parcel Block No. 2094, Lot No. 006, to amend an existing planned unit development and allow a modification to the requirements for rear yard for the expansion of a private secondary school through the addition of four 90-foot tall light standards to the J.B. Murphy Field Athletic Stadium and to install a new Verizon macro wireless telecommunications service facility attached to the northwest light standard within the RH-1 (Residential-House, One Family) Zoning District and a 40-X Height and Bulk District. (District 4) (Appellant: Deborah Brown, on behalf of Saint Ignatius Neighborhood Association (SINA)) (Filed August 21, 2020)

Thank you,

Jackie Hickey
Board of Supervisors
1 Dr. Carlton B. Goodlett Place, City Hall, Room 244
San Francisco, CA 94102-4689
Phone: (415) 554-5184 | Direct: (415) 554-7701
jacqueline.hickey@sfgov.org| www.sfbos.org

From:	Cheryl Cornelius
To:	Yee, Norman (BOS); Haney, Matt (BOS); MandelmanStaff, [BOS]; Peskin, Aaron (BOS); Mar, Gordon (BOS); Preston, Dean (BOS); Fewer, Sandra (BOS); Safai, Ahsha (BOS); Ronen, Hillary; Stefani, Catherine (BOS); Walton, Shamann (BOS); Board of Supervisors, (BOS)
Subject:	Lights at St. Ignatius Field File No. F200992 and 200996
Date:	Wednesday, September 30, 2020 5:39:04 PM

This message is from outside the City email system. Do not open links or attachments from untrusted sources.

Dear Supervisor Fewer & Honorable Supervisors,

My name is Cheryl Cornelius, I have been a San Francisco resident for over 30 years, and have lived in the Richmond District (15th Ave between California and Clement) for the last 20.

We have raised our children (Jack and Samantha) here, both currently attend St Ignatius College Preparatory. ***We have tried very hard to stay in San Francisco, even as we watched many of our friends flee to the suburbs once they started to raise families*.**

I'm writing in strong support for the approval of lights at St. Ignatius Field in order to create more options for student-athletes and also to allow St. Ignatius to implement a later start time in accordance with CA State law. There are fewer and fewer spaces for students to practice field sports in San Francisco and allowing SI to install these lights will keep students closer to the campus rather than traveling great distances to practice.

St. Ignatius College Preparatory has been an excellent center of learning not just to take tests and excel academically but to be in service to others. Many of those lessons are learned through the shared experience on the sports field. Even the students who participate as spectators gain a strong feeling of community by supporting their friends and fellow classmates.

The San Francisco Planning Commission voted 6 to 1 in favor of this approval in July and the process has been underway for over seven years. Please consider the students who will be impacted by this addition to our field sports program and the impacts it will have on the positive development of young lives.

Please vote YES! to the lights at St. Ignatius Field. Please help keep families like ours in San Francisco.

Thanks for your consideration!

Sincerely,

Cheryl Cornelius
255 15th Ave
San Francisco, CA

415-250-9467
cherylcsf@gmail.com

From:	Gina Short
To:	Yee, Norman (BOS)
Cc:	Haney, Matt (BOS); MandelmanStaff, [BOS]; Mar, Gordon (BOS); Peskin, Aaron (BOS); Fewer, Sandra (BOS); Preston, Dean (BOS); Safai, Ahsha (BOS); Ronen, Hillary; Stefani, Catherine (BOS); Walton, Shamann (BOS); Board of Supervisors, (BOS)
Subject:	Lights at St. Ignatius Field File No. F200992 and 200996
Date:	Thursday, October 1, 2020 12:43:33 PM

This message is from outside the City email system. Do not open links or attachments from untrusted sources.

Dear President Norman Yee:

My name is Gina Short and my son is a sophomore at St. Ignatius. My husband and I have lived in San Francisco since 1993 and have lived in District 7 since 2007. My son, his teammates, his classmates all would benefit immensely from being able to use the field in the late afternoon/evening.

I'm writing in strong support for approval of lights at St. Ignatius Field in order to create more options for student athletes and also to allow St. Ignatius to implement a later start time in accordance with CA State law.

There are fewer and fewer spaces for students to practice field sports in San Francisco and allowing SI to install these lights will keep students closer to the campus rather than traveling great distances to practice. This would also help our family not having to drive to these places.

St. Ignatius College Preparatory has been an excellent center of learning not just to take tests and excel academically but to be in service to others. Many of those lessons are learned through the shared experience on the sports field. Even the students who participate as spectators gain a strong feeling of community by supporting their friends and fellow classmates.

The San Francisco Planning Commission voted 6 to 1 in favor of this approval in July and the process has been underway for over seven years. Please consider the students who will be impacted by this addition to our field sports program and the impacts it will have on the positive development of young lives.

Please vote YES! to the lights at St. Ignatius Field and thank you for your consideration.

Sincerely,

Gina V. Short
355 Casitas Ave, San Francisco, CA 94127

Email: gvshort@hotmail.com

From: BRIAN LYNCH
To: Board of Supervisors, (BOS)
Subject: Please Help Support Lights at St. Ignatius Field
Date: Thursday, October 1, 2020 3:02:13 PM

This message is from outside the City email system. Do not open links or attachments from untrusted sources.

10/01/20

President Norman Yee and Members of the San Francisco Board of Supervisors
City Hall
1 Dr. Carlton B. Goodlett Place, Room 244
San Francisco, CA 94102-4689

Re: Lights at St. Ignatius Field File No. F200992 and 200996

Dear Supervisor Yee and Board,

My wife Nathalie and I have been residents of San Francisco for 18 years. For the last 8 years we have been living in Forest Hill raising two daughters, both student athletes, in the city. Our oldest daughter is a student at St. Ignatius.

I'm writing in strong support for approval of lights at St. Ignatius Field in order to create more options for student athletes and also to allow St. Ignatius to implement a later start time in accordance with CA State law. As you know, there are fewer and fewer spaces for students to practice field sports in San Francisco and allowing SI to install these lights will keep students closer to the campus rather than traveling great distances to practice.

St. Ignatius College Preparatory has been an excellent center of learning not just to take tests and excel academically, but to be in service to others. Many of those lessons are learned through the shared experience on the sports field. Even the students who participate as spectators gain a strong feeling of community by supporting their friends and fellow classmates.

The San Francisco Planning Commission voted 6 to 1 in favor of this approval in July and the process has been underway for over seven years. Please consider the students who will be impacted by this addition to our field sports program and the impacts it will have on the positive development of young lives.

Please vote YES! to the lights at St. Ignatius Field and thank you for your consideration.

We truly appreciate you attention to this matter.

Sincerely,

Dr. Nathalie and Mr. Brian Lynch

315 Magellan Avenue

San Francisco CA 94116

From: Yvonne Toracca
To: Yee, Norman (BOS); Stefani, Catherine (BOS); Peskin, Aaron (BOS)
Cc: Haney, Matt (BOS); MandelmanStaff, [BOS]; Mar, Gordon (BOS); Preston, Dean (BOS); Fewer, Sandra (BOS); Safai, Ahsha (BOS); Ronen, Hillary; Walton, Shamann (BOS); Board of Supervisors, (BOS)
Subject: Lights at SI College Preparatory
Date: Thursday, October 1, 2020 3:48:59 PM

This message is from outside the City email system. Do not open links or attachments from untrusted sources.

October 1, 2020

President Norman Yee
and Members of the San Francisco Board of Supervisors
City Hall
1 Dr. Carlton B. Goodlett Place, Room 244
San Francisco, CA 94102-4689

Re: Lights at St. Ignatius Field File No. F200992 and 200996

Dear Supervisor Catherine Stefani and Honorable Supervisors:

My name is Yvonne Toracca, I am a proud native San Franciscan living in the Marina and North Beach District(s) for the past 55+ years.

I am also a proud parent of 2 young adult children and one teenage daughter, Nina, a senior and Varsity Soccer player, who currently attends St. Ignatius College Preparatory.

We take great pride in our beloved city and are always looking for ways to promote and improve its desirability in order to maintain residents, especially young families! Sadly, we are continuously up against families leaving San Francisco many due to the lack of usable outdoor activity space.

That being said, we have all personally experienced the recent confinement due to COVID and the Northern California Fires and realize just how important it is for our young students and athletes to get outside and exercise. It just never seems as if there is enough time. That's why it's so important for our City, neighbors and community members to help support one another.

I'm now writing in strong support for the approval of lights at St. Ignatius Field in order to create more options for students and student athletes and also to allow St. Ignatius to implement a later start time in accordance with CA State law.

There are fewer and fewer spaces for students to practice field sports in San Francisco and allowing SI to install these lights will keep students closer to the campus rather than traveling great distances to practice.

St. Ignatius College Preparatory has been an excellent center of learning not just to take tests and excel academically but to be in service to others. Many of those lessons are learned through the shared experience on the sports field. Even the students who participate as spectators gain a strong feeling of community by supporting their friends and fellow classmates.

The San Francisco Planning Commission voted 6 to 1 in favor of this approval in July and the process has been underway for over seven years. Please consider the students who will be impacted by this addition to our field sports program and the impacts it will have on the positive development of young lives.

Please vote YES! to the lights at St. Ignatius Field and thank you for your consideration.

Sincerely,

Yvonne Toracca
3264 Lyon Street San Fancisco, CA 94123
yvonnetoracca@gmail.com

From:	Steve R
To:	Safai, Ahsha (BOS)
Cc:	Yee, Norman (BOS); MandelmanStaff, [BOS]; Peskin, Aaron (BOS); Mar, Gordon (BOS); Preston, Dean (BOS); Fewer, Sandra (BOS); Ronen, Hillary; Stefani, Catherine (BOS); Walton, Shamann (BOS); Board of Supervisors, (BOS); Haney, Matt (BOS)
Subject:	Regarding Lights at St. Ignatius Field File No. F200992 and 200996
Date:	Thursday, October 1, 2020 5:16:04 PM

This message is from outside the City email system. Do not open links or attachments from untrusted sources.

10/1/2020

President Norman Yee
and Members of the San Francisco Board of Supervisors
City Hall
1 Dr. Carlton B. Goodlett Place, Room 244
San Francisco, CA 94102-4689

Re: Lights at St. Ignatius Field File No. F200992 and 200996

Dear Supervisor Safai:

My name is Steve Rosewarne and I'm a long time resident of district 11 (15 years), and have lived in San Francisco for over 30 years. I'm the parent of a 15-year-old and have worked in the city and on the peninsula in technology since I moved here. I have spent a few short stints living abroad, but San Francisco is my home now and where I will always return.

I’m writing in strong support for approval of lights at St. Ignatius Field in order to create more options for student athletes and also to allow St. Ignatius to implement a later start time in accordance with CA State law.

There are fewer and fewer spaces for students to practice field sports in San Francisco and allowing SI to install these lights will keep students closer to the campus rather than traveling great distances to practice.

St. Ignatius College Preparatory has been an excellent center of learning not just to take tests and excel academically but to be in service to others. Many of those lessons are learned through the shared experience on the sports field. Even the students who participate as spectators gain a strong feeling of community by supporting their friends and fellow classmates.

The San Francisco Planning Commission voted 6 to 1 in favor of this approval in July and the

process has been underway for over seven years. Please consider the students who will be impacted by this addition to our field sports program and the impacts it will have on the positive development of young lives.

Please vote YES! to the lights at St. Ignatius Field and thank you for your consideration.

Sincerely,

Steve Rosewarne
467 Victoria Street
steverosewarne@gmail.com

From: Janna Bales
To: Stefani, Catherine (BOS)
Cc: Yee, Norman (BOS); Haney, Matt (BOS); MandelmanStaff, [BOS]; Peskin, Aaron (BOS); Mar, Gordon (BOS); Preston, Dean (BOS); Fewer, Sandra (BOS); Safai, Ahsha (BOS); Ronen, Hillary; Walton, Shamann (BOS); Board of Supervisors, (BOS)
Subject: Re: Lights at St. Ignatius Field File No. F200992 and 200996
Date: Thursday, October 1, 2020 9:26:59 PM

This message is from outside the City email system. Do not open links or attachments from untrusted sources.

Date: October 1, 2020

President Norma Yee and Members of the San Francisco Board of Supervisors City Hall
1 Dr. Carlton B. Goodlett Place, Room 244
San Francisco, CA 94102-4689

Dear Supervisor, Catherine Stefani or Honorable Supervisors:

My name is Janna Bales. I am a parent of a Junior student, Rex Bales. I have been a long-time resident of San Francisco and lived in your district since 1995. I have worked at a variety of San Francisco software companies including Salesforce.com and currently, at Slack Technologies. My son, Rex Bales, is a Junior at St. Ignatius College Preparatory high school. He is passionate about football and plays on the SI varsity team.

I'm writing in strong support for approval of lights at St. Ignatius Field in order to create more options for student athletes and also to allow St. Ignatius to implement a later start time in accordance with CA State law.

There are fewer and fewer spaces for students to practice field sports in San Francisco and allowing SI to install these lights will keep students closer to the campus rather than traveling great distances to practice.

St. Ignatius College Preparatory has been an excellent center of learning not just to take tests and excel academically but to be in service to others. Many of those lessons are learned through the shared experience on the sports field. Even the students who participate as spectators gain a strong feeling of community by supporting their friends and fellow classmates.

The San Francisco Planning Commission voted 6 to 1 in favor of this approval in July and the process has been underway for over seven years. Please consider the students who will be impacted by this addition to our field sports program and the impacts it will have on the positive development of young lives.

Please vote **YES!** to the lights at St. Ignatius Field and thank you in advance for your

consideration.

Sincerely,

Janna Bales

2827 Broderick St, SF CA 94123

jbales19@gmail.com

From: Tony Kiehn
To: Fewer, Sandra (BOS); Board of Supervisors, (BOS)
Cc: nharlan@siprep.org
Subject: Support for lights at St. Ignatius Field / File No. F200992 and 200996
Date: Thursday, October 1, 2020 10:39:36 PM

This message is from outside the City email system. Do not open links or attachments from untrusted sources.

1 October 2020

President Norman Yee
and Members of the San Francisco Board of Supervisors
City Hall
1 Dr. Carlton B. Goodlett Place, Room 244
San Francisco, CA 94102-4689

Re: Lights at St. Ignatius Field File No. F200992 and 200996

Dear Supervisor (Sandra Fewer) and all Honorable Supervisors:

My name is Tony Kiehn, I have live at 17th Ave and California for nearly twenty years and my daughters and many neighbors in your district attend St. Ignatius College Preparatory High School. I'm a small business owner and am very active in our immediate community and within our entire district.

I'm writing in strong support for approval of lights at St. Ignatius Field in order to create more options for student athletes and also to allow St. Ignatius to implement a later start time in accordance with CA State law.

There are fewer and fewer spaces for students to practice field sports in San Francisco and allowing SI to install these lights will keep students closer to the campus rather than traveling great distances to practice.

St. Ignatius College Preparatory has been an excellent center of learning not just to take tests and excel academically but to be in service to others. Many of those lessons are learned through the shared experience on the sports field. Even the students who participate as spectators gain a strong feeling of community by supporting their friends and fellow classmates.

The San Francisco Planning Commission voted 6 to 1 in favor of this approval in July and the process has been underway for over seven years. Please consider the students who will be impacted by this addition to our field sports program and the impacts it will have on the positive development of young lives.

Please vote YES! to the lights at St. Ignatius Field and thank you for your consideration.

Sincerely,

Tony, Sara, Emma, and Julia Kiehn

187 17th Avenue
San Francisco, CA 94121

From:	Miles Suter
To:	Stefani, Catherine (BOS); Yee, Norman (BOS); Haney, Matt (BOS); MandelmanStaff, [BOS]; Peskin, Aaron (BOS); Mar, Gordon (BOS); Preston, Dean (BOS); Fewer, Sandra (BOS); Safai, Ahsha (BOS); Ronen, Hillary; Walton, Shamann (BOS); Board of Supervisors, (BOS)
Subject:	Re: Lights at St. Ignatius Field File No. F200992 and 200996
Date:	Friday, October 2, 2020 8:48:03 AM

This message is from outside the City email system. Do not open links or attachments from untrusted sources.

Dear Supervisor Stefani:

My name is Miles Suter - a lifelong San Francisco resident and proud St. Ignatius alumni. I currently live in your district, and work at Square managing our bitcoin initiatives and driving the international expansion of Cash App - a fintech app that counts millions of underbanked individuals as our clients.

I'm writing in strong support for approval of lights at St. Ignatius Field in order to create more options for student athletes and also to allow St. Ignatius to implement a later start time in accordance with CA State law.

There are fewer and fewer spaces for students to practice field sports in San Francisco and allowing SI to install these lights will keep students closer to the campus rather than traveling great distances to practice.

St. Ignatius College Preparatory has been an excellent center of learning not just to take tests and excel academically but to be in service to others. Many of those lessons are learned through the shared experience on the sports field. Even the students who participate as spectators gain a strong feeling of community by supporting their friends and fellow classmates.

The San Francisco Planning Commission voted 6 to 1 in favor of this approval in July and the process has been underway for over seven years. Please consider the students who will be impacted by this addition to our field sports program and the impacts it will have on the positive development of young lives.

Please vote YES! to the lights at St. Ignatius Field and thank you for your consideration.

Sincerely,

Miles Suter

415-299-9007

From:	Oliver Bligh "22
To:	Yee, Norman (BOS); Haney, Matt (BOS); MandelmanStaff, [BOS]; Peskin, Aaron (BOS); Mar, Gordon (BOS); Preston, Dean (BOS); Fewer, Sandra (BOS); Safai, Ahsha (BOS); Ronen, Hillary; Stefani, Catherine (BOS); Walton, Shamann (BOS); Board of Supervisors, (BOS)
Cc:	nharlan@siprep.org
Subject:	Si Lights for Field
Date:	Friday, October 2, 2020 11:03:12 AM

This message is from outside the City email system. Do not open links or attachments from untrusted sources.

Hello,
My name is Oliver Bligh, I am a student-athlete at St. Ignatius. I play football and lacrosse and believe if SI had the ability to get lights it would make the sports atmosphere a lot more fun for the players and spectators. I am a Junior right now and if Lights were installed I can say confidently it would make my next two years of sports and overall school experience a lot more fun. I have always wanted to play a lacrosse game under the lights and unfortunately the only way to do that is to travel. Hopefully one day I will player a home game under the brand new lights at St. Ignatius.

Thank You,
Oliver Bligh
Obligh22@siprep.org

From: Daniel Lopez
To: Yee, Norman (BOS); Haney, Matt (BOS); MandelmanStaff, [BOS]; Peskin, Aaron (BOS); Mar, Gordon (BOS); Preston, Dean (BOS); Fewer, Sandra (BOS); Safai, Ahsha (BOS); Ronen, Hillary; Stefani, Catherine (BOS); Walton, Shamann (BOS); Board of Supervisors, (BOS)
Subject: Lights at St. Ignatius Field
Date: Friday, October 2, 2020 11:10:27 AM

This message is from outside the City email system. Do not open links or attachments from untrusted sources.

President Norman Yee and Members of the San Francisco Board of Supervisors
City Hall
1 Dr. Carlton B. Goodlett Place, Room 244
San Francisco, CA 94102-4689

Re: Lights at St. Ignatius Field File No. F200992 and 200996

Dear Honorable Supervisors,

My name is Dan Lopez. I'm a life-long San Franciscan, but more importantly, I'm a football coach at St. Ignatius College Prep who takes pride in developing the next wave of adults that will occupy our great city.

I'm writing in strong support for approval of lights at St. Ignatius Field in order to create more options for student athletes and also to allow St. Ignatius to implement a later start time in accordance with CA State law.

There are fewer and fewer spaces for students to practice field sports in San Francisco and allowing SI to install these lights will keep students closer to the campus rather than traveling great distances to practice.

St. Ignatius College Preparatory has been an excellent center of learning not just to take tests and excel academically but to be in service to others. Many of those lessons are learned through the shared experience on the sports field. Even the students who participate as spectators gain a strong feeling of community by supporting their friends and fellow classmates.

The San Francisco Planning Commission voted 6 to 1 in favor of this approval in July and the process has been underway for over seven years. Please consider the students who will be impacted by this addition to our field sports program and the impacts it will have on the positive development of young lives.

Please vote YES! to the lights at St. Ignatius Field and thank you for your consideration.

Sincerely,

Dan Lopez
501 Sunnydale Ave

San Francisco CA 94134
dlopez@siprep.org

From:	Peter G
To:	Yee, Norman (BOS); Board of Supervisors, (BOS)
Cc:	Haney, Matt (BOS); MandelmanStaff, [BOS]; Peskin, Aaron (BOS); Mar, Gordon (BOS); Preston, Dean (BOS); Fewer, Sandra (BOS); Safai, Ahsha (BOS); Ronen, Hillary; Stefani, Catherine (BOS); Walton, Shamann (BOS)
Subject:	Support for Lights at St. Ignatius Field
Date:	Friday, October 2, 2020 11:11:32 AM

This message is from outside the City email system. Do not open links or attachments from untrusted sources.

President Norman Yee
and Members of the San Francisco Board of Supervisors
City Hall
1 Dr. Carlton B. Goodlett Place, Room 244
San Francisco, CA 94102-4689

Re: File No. 200992 and 200996

Dear Members of the Board of Supervisors:

My name is Peter Gabancho and I live in the Outer Sunset district. I have lived here most of my 54 years and my wife and I own a home here and are raising our child, who is currently in middle school here.

I'm writing in strong support for approval of lights at St. Ignatius Field in order to create more options for student athletes and also to allow St. Ignatius to implement a later start time in accordance to CA State law. While I was never much of an athlete myself I have many fond memories of attending sporting events when I was a student at St. Ignatius.

There are fewer spaces for students to practice field sports in San Francisco and allowing S.I. to build these lights will keep students closer to the campus rather than traveling great distances to practice.

St. Ignatius College Preparatory has been an excellent center of learning not just to take tests and get good grades but to be in service to others. Many of those lessons are learned through the shared experience on the field. Even the students like me who participated as spectators gained a strong feeling of community by supporting our friends and fellow classmates.

Please vote YES! to the lights at St. Ignatius Field and thank you for your consideration.

Sincerely,

Peter Gabancho
2539 41st Ave.
San Francisco

CA 94116
pgofsf@yahoo.com

From:	John Aquino
To:	Fewer, Sandra (BOS)
Cc:	Yee, Norman (BOS); Haney, Matt (BOS); MandelmanStaff, [BOS]; Peskin, Aaron (BOS); Mar, Gordon (BOS); Preston, Dean (BOS); Safai, Ahsha (BOS); Ronen, Hillary; Stefani, Catherine (BOS); Walton, Shamann (BOS); Board of Supervisors, (BOS)
Subject:	Re: Lights at St. Ignatius Field File No. F200992 and 200996
Date:	Friday, October 2, 2020 11:29:26 AM

This message is from outside the City email system. Do not open links or attachments from untrusted sources.

Dear Supervisor Fewer and Honorable Supervisors:

My name is John Aquino. I'm a longtime resident of San Francisco in the Richmond district, proud alumnus of St. Ignatius College Preparatory, and a parent of a former St Ignatius student.

I am writing in strong support for approval of lights at St. Ignatius Field. Not only will this create more options for student athletes, it will also allow St. Ignatius to implement a later start time in accordance with California State law.

With the scarcity of available space for student athletes to practice field sports in San Francisco, allowing St. Ignatius to install these lights will keep students closer to the campus rather than traveling great distances to practice and play games.

Speaking from personal experience, St. Ignatius College Preparatory is not only an excellent center of learning academically, but it teaches its students to be "men and women for others" following the example of St. Ignatius himself. Many of these lessons are learned through shared experiences on team sports. Even the students who participate as spectators gain a strong feeling of community by supporting their friends and fellow classmates, together.

The San Francisco Planning Commission voted 6 to 1 in favor of this approval in July and the process has been underway for over seven years. Please consider the generations of students who will be positively affected by this addition to SI's field sports program and the strong impact it will have on the development of young lives.

Please vote YES! to the lights at St. Ignatius Field and thank you for your consideration.

Sincerely,

John Aquino
2950 Cabrillo St.
San Francisco, CA 94121
John.aquino83@gmail.com

From:	Tim Sheehan
To:	Yee, Norman (BOS)
Cc:	Haney, Matt (BOS); MandelmanStaff, [BOS]; Peskin, Aaron (BOS); Mar, Gordon (BOS); Preston, Dean (BOS); Fewer, Sandra (BOS); Safai, Ahsha (BOS); Ronen, Hillary; Stefani, Catherine (BOS); Walton, Shamann (BOS); Board of Supervisors, (BOS)
Subject:	Re: Lights at St. Ignatius Field File No. F200992 and 200996
Date:	Friday, October 2, 2020 2:37:52 PM

This message is from outside the City email system. Do not open links or attachments from untrusted sources.

Dear Supervisor Yee and other Honorable Supervisors,

My name is Tim Sheehan. I have been a San Francisco resident for over 15 years, and have lived in the West Portal neighborhood since 2007.

Many years ago, my wife and I made the conscious decision to stay in San Francisco, even as our family grew and friends began leaving for the suburbs. We have raised our children, Keira, Meghan and Quinn in San Francisco and the kids have attended both public and parochial schools. Currently, two of our daughters attend St Ignatius College Preparatory.

Non-resident friends and family have often asked, "Why do you stay in the City?" One word: community. The reason we stayed in San Francisco was due to the fantastic feeling of community which we experienced growing out of the different school and sports programs. In our experience, youth sports programs have been the best citywide community unifier for San Francisco families. Through participation in sport, all my children (and parents too!) have developed lasting friendships with families all over the city from every district.

To that end, ***I'm writing in strong support for the approval of lights at St. Ignatius Field*** in order to create more options for student-athletes and also to allow St. Ignatius to implement a later start time in accordance with CA State law. There are fewer and fewer spaces for students to practice field sports in San Francisco and allowing SI to install these lights will keep students closer to the campus rather than traveling great distances to practice. I have no doubt field lights at St. Ignatius will greatly enhance youth sport (and all the benefits) in the community.

St. Ignatius College Preparatory has been an excellent center of learning not just to take tests and excel academically but to be in service to others. Many of those lessons are learned through the shared experience on the sports field. Even the students who participate as spectators gain a strong feeling of community by supporting their friends and fellow classmates.

The San Francisco Planning Commission voted 6 to 1 in favor of this approval in July and the process has been underway for over seven years. Please consider the students who will be impacted by this addition to our field sports program and the impacts it will have on the positive development of young lives.

Please vote YES! to the lights at St. Ignatius Field. Please help keep families like ours in San Francisco.

Thanks for your consideration!

Sincerely,

Tim Sheehan

126 Lenox Way
San Francisco, CA 94127
415-860-8252
tsheehan_ucla@yahoo.com

From: polly
To: Yee, Norman (BOS); Stefani, Catherine (BOS); Board of Supervisors, (BOS)
Cc: Haney, Matt (BOS); MandelmanStaff, [BOS]; Peskin, Aaron (BOS); Mar, Gordon (BOS); Preston, Dean (BOS); Fewer, Sandra (BOS); Safai, Ahsha (BOS); Ronen, Hillary; Walton, Shamann (BOS)
Subject: Lights at St. Ignatius Field File No. F200992 and 200996
Date: Friday, October 2, 2020 3:11:36 PM

This message is from outside the City email system. Do not open links or attachments from untrusted sources.

October 2, 2020

President Norman Yee
and Members of the San Francisco Board of Supervisors
City Hall
1 Dr. Carlton B. Goodlett Place, Room 244
San Francisco, CA 94102-4689

Dear Supervisor Stefani,

I am a parent at St. Ignatius College Prep. I have had 2 boys graduate from St. Ignatius and my third son is a freshman. I have lived in the Cow Hollow district for 10 years and San Francisco for 24 years. Our family, calls it "The Greatest City of All Time."

I am writing to you to ask for approval of the lights at St. Ignatius Field. Field space is limited in San Francisco. As a mom of 3 athletes, I can't tell you how many times I have drove them to fields to find them full and no space for them to practice lacrosse, throw the football to run routes or just to play a pick up game with their pals.

Athletics and being part of a sports team adds valuable life lessons, builds community, and keeps teens busy. Even the students who participate as spectators gain a strong feeling of community by supporting their friends and fellow classmates. St. Ignatius College Prep is not just about excelling in the class room, it is about service to others. Many of life lessons are learned on the playing field and cheering for their team.

Secondly, adding lights would allow a later start time in accordance with CA State law. This impacts the health of our youth.

Lastly, adding lights would allow more teams to practice at St. Ignatius and less travel time to other practice fields away from St. Ignatius.

The San Francisco Planning Commission voted 6 to 1 in favor of this approval in July. The process has been underway for 7 years. I know my two older boys would have benefited from the lights. Please consider the students who will be impacted by

this addition to our field sports program and the impacts it will have on the positive development of young lives for years to come.

Please vote YES! to the lights at St. Ignatius Field and thank you for your consideration.

Sincerely,

Polly St. Geme

2704 Laguna, 94123

Pannap@aol.com

From:	Catherine Doyle
To:	Yee, Norman (BOS)
Cc:	Haney, Matt (BOS); MandelmanStaff, [BOS]; Peskin, Aaron (BOS); Mar, Gordon (BOS); Preston, Dean (BOS); Fewer, Sandra (BOS); Safai, Ahsha (BOS); Ronen, Hillary; Stefani, Catherine (BOS); Walton, Shamann (BOS); Board of Supervisors, (BOS)
Subject:	Lights at St. Ignatius Field - File No. F200992 and 200996
Date:	Friday, October 2, 2020 3:34:41 PM

This message is from outside the City email system. Do not open links or attachments from untrusted sources.

October 2, 2020

President Norman Yee

City Hall

1 Dr. Carlton B. Goodlett Place, Room 244

San Francisco, CA 94102-4689

Re: Lights at St. Ignatius Field File No. F200992 and 200996

Dear President Yee:

I am a fourth generation San Francisco native and have lived in your District, District 7, my entire 53 years. In fact, my husband and I have fond memories of meeting you and your family while you were campaigning in the neighborhood many years ago. I hope this email finds you and your family healthy and safe.

Today, I am writing to you as a concerned mother of a 14 year old daughter (now a freshman at St. Ignatius) and urging you to approve the use of lights at St. Ignatius Field. The use of lights at the field will have an enormous impact on the social, physical and mental wellbeing of the students and, in particular, my daughter.

Before the pandemic, my daughter played basketball and volleyball with a practice schedule of 2-4 hours a day, at least 5 days a week. However, when the restrictions were imposed in response to Covid-19, her practice schedule disappeared. These restrictions severely affected her both physically and emotionally. We didn't realize until then how much her daily exercise

affected her anxiety levels and sleep schedule. As certain restrictions lifted and she was allowed to engage in organized sports practices, all of them outside, she transformed. During the summer, she was able to exercise at any time of day. However, now with the sun setting earlier and a full academic school day, those opportunities to practice and exercise safely outside have been severely limited.

I understand that a vote is coming up on October 6th which would allow lights at St. Ignatius Field so that the students would be able to access and use their fields in the evenings and stay within their "team bubbles". For student athletes like my daughter, being able to safely exercise after her school day and homework are done is essential to her health and mental wellbeing.

I was told by the school that the San Francisco Planning Commission voted 6 to 1 in favor of this approval in July and the process has been underway for over seven years. The timing of this vote could not be more important, particularly in light of the health restrictions still in place. When you place your vote, I ask that you consider my daughter and the many students like her that need sports as an outlet socially, physically and emotionally, especially at this time when conducting these sports practices outside can be a matter of life and death.

I strongly urge you to please vote YES! to the lights at St. Ignatius Field and thank you for your consideration.

Best regards,

Catherine T. Doyle

1617 Plymouth Avenue, San Francisco, CA 94127

cdoyle@pobox.com

From:	Ray Brown
To:	Board of Supervisors, (BOS); Mar, Gordon (BOS); Yee, Norman (BOS)
Cc:	Stefani, Catherine (BOS); Preston, Dean (BOS); Haney, Matt (BOS); MandelmanStaff, [BOS]; Walton, Shamann (BOS); Safai, Ahsha (BOS); Peskin, Aaron (BOS); Fewer, Sandra (BOS); Ronen, Hillary
Subject:	Appeal of CEQA Exemption Determination/ Conditional Use Authorization - Proposed Project - 2001-37th Avenue CUA #2018-012648
Date:	Friday, October 2, 2020 3:39:43 PM

This message is from outside the City email system. Do not open links or attachments from untrusted sources.

Dear Honorable Mar and the SF Board of Supervisors

My name is Ray Brown and I live directly across from Saint Ignatius -- with a great view of their 50-yard line.
As a sports fan, I enjoy watching the sports at the school and especially their football games.
As you know, SI is an excellent school, known for a great sports program.
It has been a pleasure to have SI as a neighbor up until this year.

When SI used rented lights once or twice a year for big events it was great. Exciting, but also very loud and even though there were disorderly fans across the street against the wall obviously high and rowdy - I didn't mind - they eventually dispersed. I even didn't mind picking up trash and left behind bottles -- because I figured-- hey only a couple times a year - not a big problem.

As you know now SI wants to install permanent stadium lights which they claim extends the usage of their campus.
Wrong, this is clearly a new usage. A usage that will impact 150 nights a year of our quiet evenings.

When this project first came up several years ago, SI hosted several meetings and listened to their neighbors - they even tried to fix some of our concerns. Then SI put this Stadium Lighting project on hold for 2 1/2 years when they brought in a new president and administration.

Now this year, SI has jerked their neighbors around throughout this project proposal process. No meetings - well, one Zoom meeting where they muted all their neighbors - over 100 of us called in - and they didn't answer any of our questions or address our concerns.

It feels like SI is arrogantly ramming this project through without any concern for their neighbors or the neighborhood. SI's students and parents are largely visitors to our neighborhood. They and the school don't really care about the neighbors surrounding their campus...makes no difference to them

They claim they can't organize their practices or sports during daytime hours. What is that about? All the other high schools in San Francisco have figured it out.

Why does SI get to install night stadium lights - effectively creating a sports arena in the middle of a residential neighborhood?

Because they have money and power - and they don't have to care -- and so far no one has made them -- and that is a real shame.
I hope you will listen and support our neighborhood association in the upcoming hearing.

Thank you for your time
Ray Brown
2151 39th Ave
San Francisco, CA 94116

From:	Nina & Jay Manzo
To:	Board of Supervisors, (BOS); Mar, Gordon (BOS); Stefani, Catherine (BOS); Preston, Dean (BOS); Haney, Matt (BOS); MandelmanStaff, [BOS]; Walton, Shamann (BOS); Peskin, Aaron (BOS); Safai, Ahsha (BOS); Ronen, Hillary; Yee, Norman (BOS); Fewer, Sandra (BOS)
Cc:	Sisunset Neighbors
Subject:	Code Section 303, Appeal of CEQA Exemption Determination and Conditional Use Authorization - Proposed Project - 2001-37th Avenue CUA #2018-012648
Date:	Friday, October 2, 2020 5:57:21 PM

This message is from outside the City email system. Do not open links or attachments from untrusted sources.

Hello Dear Supervisors:

I am a homeowner, and a licensed architect, living in the neighborhood of the S.I. lights project and I ask you to please support the appeal to the Planning Commission decision. I am strongly opposed to the lighting project. As an architect, I work regularly within the requirements of Planning Codes and want to talk about the SF Code here.

I urge you and the other Supervisors to take another look directly at the **Planning Code, Section 303,** which spells out the requirements of the **Conditional Use** Authorizations. I know you have reviewed the Planning Department's findings and interpretations (in the proposed Resolution), but please take a moment to review the code directly. The Planning Department's interpretations unfairly favor S.I., to the detriment of the citizens in the neighborhood. The Planning decision favored this ***extremely wealthy, powerful, influential, exclusive, private religious institution.***

The Conditional Use Authorization is intended to protect the ***neighborhood,*** but in this case, the Planning Department's findings did not fairly consider the neighborhood and did not provide evidence to back-up their conclusions. ***I hope that the Commissioners will take time to review the materials submitted by our neighborhood. Please do not solely rely on the material provided by S.I. or the Planning Department.*** From what I heard at the Planning Commission hearing, it sounded like the Planning Commissioners relied too heavily on the Planning Staff recommendations.

The proposed project does NOT meet the requirements listed in the Planning Code, some of which I've highlighted below:

SEC. 303. CONDITIONAL USES.

(a) **General.** The Planning Commission shall hear and make determinations regarding applications for the authorization of Conditional Uses in the specific situations in which such authorization is provided for elsewhere in this Code. The procedures for Conditional Uses shall be as specified in this Section 303 and in Sections 306 through 306.6, except that Planned Unit Developments shall in addition be subject to Section 304, Hospitals and Post-Secondary Educational Institutions shall in addition be subject to the Institutional Master Plan requirements of Section 304.5.

(b) **Initiation.** A Conditional Use action may be initiated by application of the owner, or authorized agent for the owner, of the property for which the Conditional Use is sought. For a Conditional Use application to relocate a General Advertising Sign under subsection (I)

below, application shall be made by a General Advertising Sign company that has filed a Relocation Agreement application and all required information with the Planning Department pursuant to Section 2.21 of the San Francisco Administrative Code.

(c) **Determination.** After its hearing on the application, or upon the recommendation of the Director of Planning that no hearing is required, the Planning Commission shall approve the appli- cation and authorize a Conditional Use if the facts presented are such to establish that:

(1) The proposed use or feature, at the size and intensity contemplated and at the proposed location, will provide a development that is necessary or desirable for, and compatible with, the neighborhood or the community. If the proposed use exceeds the Non-Residential Use Size limitations for the district in which the use is located, the following shall be considered:

(A) The intensity of activity in the district is not such that allowing the larger use will be likely to foreclose the location of other needed neighborhood-servicing uses in the area; and

(B) The proposed use will serve the neighborhood, in whole or in significant part, and the nature of the use requires a larger size in order to function; and

(C) The building in which the use is to be located is designed in discrete elements which respect the scale of development in the district; and

(2) Such use or feature as proposed will not be detrimental to the health, safety, convenience or general welfare of persons residing or working in the vicinity, or injurious to property, improvements or potential development in the vicinity, with respect to aspects including but not limited to the following:

(A) The nature of the proposed site, including its size and shape, and the proposed size, shape and arrangement of structures;

(B) The accessibility and traffic patterns for persons and vehicles, the type and volume of such traffic, and the adequacy of proposed off-street parking and loading and of proposed alternatives to off-street parking, including provisions of car-share parking spaces, as defined in Section 166 of this Code.

(C) The safeguards afforded to prevent noxious or offensive emissions such as noise, glare, dust and odor;

(D) Treatment given, as appropriate, to such aspects as landscaping, screening, open spaces, parking and loading areas, service areas, lighting and signs; and

(3) Such use or feature as proposed will comply with the applicable provisions of this Code and will not adversely affect the General Plan; and

(4) Such use or feature as proposed will provide development that is in conformity with the stated purpose of the applicable Use District; and

(5) The use or feature satisfies any criteria specific to the use or feature in Subsections (g), *et seq.* of this Section. <<-- THIS REFERS TO HOTELS & MOTELS

As we neighbors have expressed and provided evidence of again and again, this project is ***not*** desirable for the neighborhood, and it ***is*** detrimental to the neighborhood (as described in our organization's submittals). It just doesn't comply with the above code.

Supervisors, this really is about ***Social Justice.*** The law should be applied fairly to all its citizens and not worked-around by those with the money, power, and influence, like S.I. Please don't let the needs of the people in this neighborhood be disregarded by your Board. There are so many of us authentic residents in the neighborhood who oppose the lights project because it has ***no benefit to us*** and only ***imposes negatively upon the livability of our neighborhood.***

Perhaps S.I. can find another way to spend that $750,000 that the project application states as the construction cost. That amount could fund a lot more scholarships for underserved youth.

Thank you for your service to our city.

Sincerely,

Nina Manzo
3025 Quintara St
415-335-1393 cell
415-661-8583 land line

From: White House Office of Intergovernmental Affairs
To: Board of Supervisors, (BOS)
Subject: White House IGA Weekly Recap (10/2)
Date: Friday, October 2, 2020 6:27:43 PM

This message is from outside the City email system. Do not open links or attachments from untrusted sources.



Office of Intergovernmental Affairs

White House Weekly Recap

for State, local, and Tribal officials | October 2, 2020

On behalf of the White House Office of Intergovernmental Affairs (IGA), we are providing you this top-line update of this week's resources, news, and guidance from your Federal partners to help you serve your fellow citizens. We appreciate the showing of support and prayers for the President and First Lady. Find a message from President Trump **here**.

Below, please find helpful information on:

- Readout of the White House National COVID-19 State, Local, Tribal Call
- Operation Warp Speed Update
- 150 Million COVID-19 Rapid Tests to State and Vulnerable Communities
- COVID-19 Support for America's Nursing Homes
- September Jobs Report
- Judge Amy Coney Barrett's Nomination to the Supreme Court
- The Safety Pledge - Keep Kids Safer Online
- Protecting Domestic Mining Industry & Critical Minerals Supply Chains
- $660 Million FEMA Grants to Support Resilience
- Farmers to Families Food Box Program Surpasses 100 Million Boxes Delivered
- DOJ Public Safety and Victims Support Grants for Indian Country
- Indian Country & the Census
- Remembering the First Woman to Vote

Our office will continue to share pertinent updates as they become available. As a reminder, IGA is the primary liaison between the White House and America's State and local elected officials and Tribal governments. Please do not hesitate to reach out if we can ever be of assistance.

Sincerely,

The White House Office of Intergovernmental Affairs

William F. Crozer
Special Assistant to the President & Deputy Director
O: 202-456-8491 | C: 202-881-8545 | E: **William.F.Crozer@who.eop.gov**
@WilliamCrozer45

Nick Barbknecht
Associate Director
Cell 202-881-9124
Nicolas.Barbknecht2@who.eop.gov

Gabby Uli
Deputy Associate Director
Cell 202-881-8552
Gabriella.M.Uli2@who.eop.gov

Readout from the White House National COVID-19 Briefing Call

Image

White House Coronavirus Task Force Call with our Nation's Governors

Thank you for your efforts in the whole-of-America approach to responding to COVID-19. Below you will find a readout from the White House COVID-19 National Briefing Call with State, local, and Tribal officials.

Participants on the September 30th call included:

- Ambassador Deborah Birx, *M.D., White House Coronavirus Task Force Coordinator*

- Anthony Fauci, *M.D., Director, National Institute of Allergy and Infectious Diseases, NIH*
- Tammy Beckham, *M.D., Director, Office of Infectious Disease and HIV/AIDS Policy, HHS*
- Ram Koppaka, *M.D., Associate Director for Immunization Services, CDC*

Ambassador Deborah Birx, *M.D., White House Coronavirus Task Force Coordinator*: Dr. Birx highlighted her travel to 29 states in the last three months where she has met with State, local, and Tribal leaders to continue coordination on COVID-19 response, recovery, and reopening efforts. Dr. Birx provided an update on data and trends from across the Nation, particularly from her observations during recent travel focused on education and reopening colleges and universities.

The pattern Dr. Birx is seeing for those colleges and universities that reopened in the summer which saw outbreaks among the student body is that they did not necessarily comply with precautionary measures. By week four and five, COVID-19 cases dropped dramatically since the remaining student body continues to be compliant.

Colleges and universities that spent the summer working with students, staff, teachers, and communities are doing well. Dr. Birx noted that it is important to learn from what State/Local/Tirbal governments are doing and continue to do everything possible to mitigate the spread.

Anthony Fauci, *M.D., Director, National Institute of Allergy and Infectious Diseases, NIH*: Dr. Fauci provided a fact-based update on ***Operation Warp Speed***, including Federal coordination efforts with State, local, and Tribal governments and officials to plan for the distribution of a safe and effective vaccine. Operation Warp Speed, initiated by President Trump, is a public-private partnership to safely facilitate and accelerate the development, manufacturing, and distribution of COVID-19 vaccines, therapeutics, and diagnostics. Dr. Fauci underscored that the reason Operation Warp Speed has already made significant progress is a result of technological advances that our nation has never had before. Dr. Fauci encouraged State, local, and Tribal officials to build public confidence in the eventual vaccine and to be ready to assist in distribution when it becomes available. Learn more about Operation Warp Speed **here**.

Tammy Beckham, *M.D., Director, Office of Infectious Disease and HIV/AIDS Policy, HHS*: Director Beckham delivered remarks on the Nation's COVID-19 testing strategy. On August 27 - following months of planning and only after one day after the FDA authorization - the Trump Administration awarded a contract for $760 million to Abbott for the delivery of 150 million of these Abbott BinaxNOW rapid tests. The BinaxNOW detects the presence of the COVID antigen and quickly provides a result. It uses a specific nasal swab, and that swab comes with the test. This is a major development that will help save more lives by further protecting America's most vulnerable and allow our country to remain open, get Americans back to work, and get kids back to school. More details about

this historic testing breakthrough can be found later in this weekly recap.

Ram Koppaka, *M.D., Associate Director for Immunization Services, CDC*: Dr. Koppaka discussed that while the United States remains focused on the COVID-19 pandemic, we also need to be aware of flu season. Dr. Koppaka announced this year's **2020-2021 flu vaccine campaign kickoff**. This year's flu and COVID-19 vaccines will be 100% compatible, meaning all Americans should receive both vaccines to best safeguard their health and help stop the spread of the coronavirus. Learn more from FDA **here** and CDC **here**.

Since January 2020, the Trump Administration has led over 972 briefings with over 238,362 State, local, and Tribal participants.

Operation Warp Speed



On May 15, 2020, the White House announced Operation Warp Speed (OWS). OWS is a partnership among components of the Department of Health and Human Services (HHS) and the Department of Defense (DOD), engaging with private firms and other federal agencies, and coordinating among existing HHS-wide efforts to accelerate the development, manufacturing, and distribution of COVID-19 vaccines, therapeutics, and diagnostics. More from DOD **here**.

On September 16, 2020, the HHS and DOD released two documents outlining the Trump Administration's detailed strategy to deliver safe and effective COVID-19 vaccine doses to the American people as quickly and reliably as possible.

CDC's COVID-19 Vaccination Program Interim Playbook for Jurisdiction Operations (Version 1.0). You can find the full **Interim Playbook Here**.

- **HHS Press Release on Releasing COVID-19 Vaccine Distribution Strategy** (**Here**)
- **Overview from the Factory to the Frontlines – The Operation Warp Speed Strategy for Distributing a COVID-19 Vaccine** (*11 pages;* **Here**)
- **COVID-19 Vaccination Program Interim Playbook for Jurisdiction Operations** (*57 pages*, **Here**)
- **State Vaccination Distribution Plan Development & Submission**: Within their vaccination distribution plans, states will address all requirements outlined in the Interim Playbook and clearly describe their responsibility for ensuring activities

are implemented.

- **HHS Guidance on Expanding Access to COVID-19 Vaccines** (**Here**)
- **Graphic Operation Warp Speed Vaccine Distribution Process** (**Here**)

Additional Operation Warp Speed Updates

- **Fact Sheet: Explaining Operation Warp Speed** (**Here**)
- **4th Large-Scale COVID-19 Vaccine Trial Begins in the U.S. (Here)**
- **Dr. Slaoui, Dr. Greene, & Dr. Woodcock Op-Ed in the New England Journal of Medicine**: Bridging the Gap at Warp Speed — Delivering Options for Preventing and Treating Covid-19 (**Here**)
- **Dr. Hahn & Dr. Marks Op-Ed**: The FDA's Scientific and Regulatory Oversight of Vaccines is Vital to Public Health (**Here**)
- **HHS Secretary Azar Op-Ed**: How We're Developing a COVID-19 Vaccine at 'Warp Speed' (**Here**)
- **Dr. Slaoui & Dr. Hepburn Op-Ed**: Developing Safe & Effective Covid Vaccines - Operation Warp Speed's Strategy & Approach (**Here**)
- **FDA Commissioner Hahn Op-Ed**: No Matter What, Only a Safe, Effective Vaccine Will Get Our Approval (**Here**)
- **Equitable Allocation of a COVID-19 Vaccine Draft Framework**: At the request of the NIH and CDC, the National Academies of Sciences, Engineering, & Medicine has released draft framework for equitable allocation of a COVID-19 vaccine. (**Here**)
- **Encourage Participation in Clinical Trials**: The Vice President has also asked governors to encourage your citizens to participate in clinical trials, including encouraging a diverse population to enroll in the vaccine trials. For more information, visit **CoronavirusPreventionNetwork.org**.

Protecting the Most Vulnerable Resources

- **Independent Nursing Home COVID-19 Commission Findings Validate Unprecedented Federal Response**: (**Here**). Trump Administration Response to Commission Findings (**Here**). CMS COVID-19 Guidance & Updates for Nursing Homes (**Here**)
- **CMS New Guidance for Safe Visitation in Nursing Homes** (**here**)
- **Recent CMS Action on Strengthening COVID-19 Surveillance with New Reporting & Testing Requirements**: CMS announced sweeping **regulatory changes** that require nursing homes to test staff and offer testing to residents for COVID-19 regularly.
- **Toolkit on State Action to Mitigate COVID-19 Prevalence in Nursing Homes** (**Here**)

COVID-19 Testing Resources

- **FDA Approved Tests**: To date, the FDA has currently authorized 255 tests under

EUAs; these include 204 molecular tests, 47 antibody tests, and 4 antigen tests. You can find the full list **here**.

- FDA Authorizes First Point-of-Care Antibody Test for COVID-19 (**Here**)
- **Maximizing Testing Ecosystem**: Governors and states are encouraged to maximize their entire testing ecosystem – state health lab through **pooled testing**, academic institutions including using non-CLIA certified labs for **surveillance testing**, **community-based testing sites**, and utilizing 13,000+ **FQHCs**.
- **July – December 2020 COVID-19 State Testing Plans** (**Here**)
- **Opening Up America Again Testing Blueprint** *(**Here**; 11-pages)* and **Addendum to the Testing Blueprint: Using Tests for Diagnosis and Proactive Surveillance** *(**Here**; 6-pages)*
- **Opening Up America Again Guidelines**: As a reminder, the Guidelines for Opening America Again based on up-to-date data and readiness, mitigating risk of resurgence, and protecting the most vulnerable can be found **here** (*20-pages*).
- **Updated CDC Contact Tracing Guidance, Resources, & Training Plan**: Can be found **here**.
- **Additional Testing Resources**: FDA **Frequently Asked Questions (FAQ)** and 24/7 technical assistance for labs (1-888-463-6332).
- **Best Practices in Preserving PPE** (**Here**)

Trump Administration Announces Deployment of 150 Million COVID-19 Rapid Tests to States and Vulnerable Communities

On Monday, September 28, President Trump - joined by Secretary Alex Azar, CMS Administrator Seems Verma, and other Senior Administration Officials - announced at the White House the distribution of 150 million Abbott Laboratories BinaxNOW rapid point-of-care tests to States and vulnerable communities across the country.

100 million tests are being allocated directly to States free-of-charge between now and the end of the year. States will be responsible for distributing and administering them. Find how many tests your State will receive **here**. 50 million tests are being distributed directly to vulnerable communities, including 18 million for nursing homes; 15 million for assisted living facilities; 10 million for home, health, and hospice care agencies; and nearly 1 million for historically black colleges and universities.

The U.S. Department of Health & Human Services (HHS) has established a website for BinaxNOW rapid point-of-care test distribution with background information, EUA information, CLIA guidance, distribution by state, and additional information. You can find the website **here**.



What You Need To Know

- **BinaxNOW Test 101**: Gives results in 15 minutes or less; does not require any lab equipment to process the test; involves a simple (lower nose) nasal swab and a card to put the swab in; and costs $5.00. More information **here**.
- **CLIA Certificate of Waiver**: The BinaxNOW test must be performed by labs with a CLIA certificate of waiver – this is not a home test, but is very easy to administer. CMS will permit labs to extend existing CLIA certificate to operate temporary COVID-19 testing offsite in locations like parking lots, churches and schools.
- **Press Release:** Trump Administration Deploys Abbott BinaxNOW Tests to States (**Here**)

The Administration's testing strategy is fundamentally rooted in the bedrock objective of defeating the coronavirus and saving lives, while helping our country – our schools, businesses, churches, and other institutions – open, re-open, and stay open. To date, our Nation has completed more than 100 million tests - more than any other nation on Earth - more than the entire European Union and more than all of Latin America combined. And starting this month, our testing capacity will be up to 3 million tests per day.

President Trump's Letter to America's Governors on BinaxNOW Rapid Point-of-Care Tests

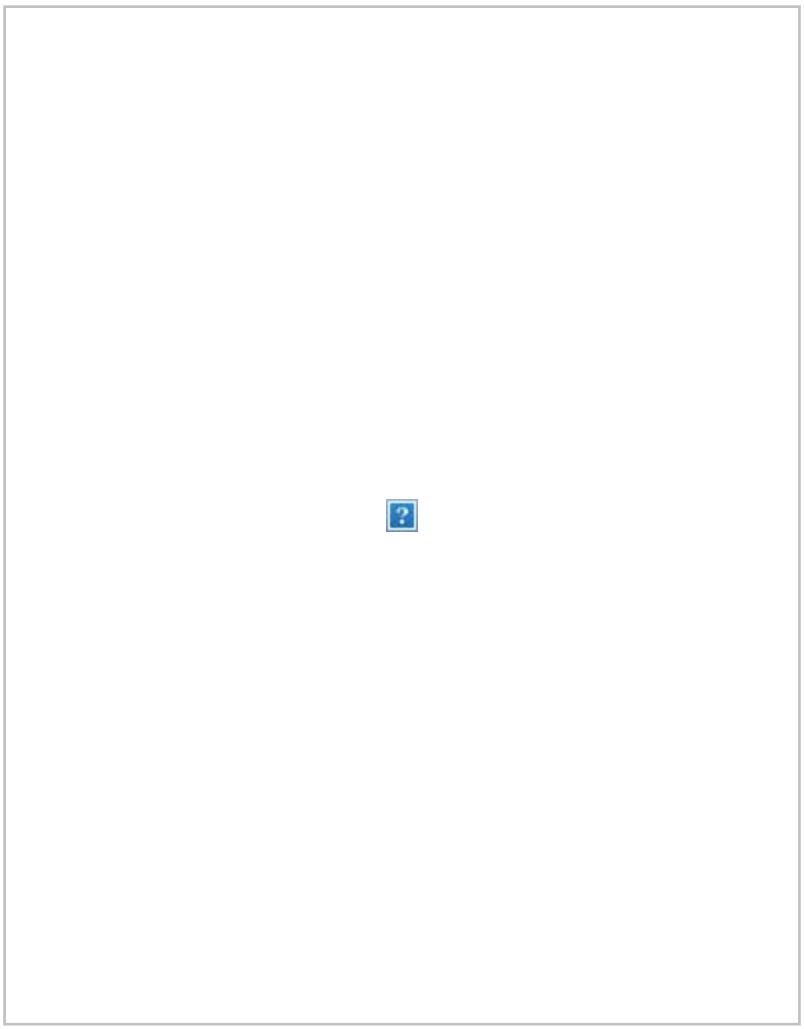

Full Letter Can Be Found Here

COVID-19 Support for America's Nursing Homes

On Friday, October 2, Vice President Mike Pence - joined by HHS Secretary Alex Azar, CMS Administrator Seema Verma, Admiral Brett Giroir, and Rear Admiral John Polowczyk - held a briefing call outlining the Trump Administration's unparalleled support to our nation's nursing homes, senior citizens, and caregivers during the COVID-19 pandemic. Throughout the COVID-19 pandemic, the Trump Administration has prioritized protecting our Nation's most vulnerable through personal protective equipment (PPE), funding, and testing support supplied directly to nursing homes and assisted living facilities across country. Find a readout from the call below.

Secretary Alex Azar, *Department of Health and Human Services*: Secretary Azar delivered remarks on funding support to nursing homes and Project ECHO. Through the Agency for Healthcare Research and Quality, the ECHO National Nursing Home COVID-19 Action Network offers free training, guidance, and real-time updates to nursing homes across the county in increase implementation of evidence-based infection prevention and

safety practices to support controlling the spread of the virus. Learn more about Project ECHO **here**.

Seema Verma, *Administrator for the Centers of Medicare and Medicaid Services*: Administrator Verma highlighted increased testing and support for nursing home staff and residents. Nursing homes have been on the frontlines fighting COVID-19 and with President Trump's quick and decisive action of cutting off travel from China, we are working to keep the most vulnerable seniors safe. HHS is also providing training programs for staff and surveying the nursing homes. Several recent updates -

- **CMS Announces New Federal Funding for 33 States to Supporting Transitioning Individuals from Nursing Homes to the Community**
- **Trump Administration Announces the Distribution of $2.5 Billion to Nursing Homes for COVID-19 Relief Funding**
- **Trump Administration Announces New Resources to Protect Nursing Home Residents Against COVID-19**

Admiral Brett Giroir, *Assistant Secretary for Health*: Admiral Giroir provided an update on the Administration's Coronavirus testing strategy. He indicated his recent participation during President Trump's historic purchase of 150 million BinaxNOW rapid point-of-care tests, which have been begun to distribute tests this month to prioritize the most vulnerable, including those living in your nursing homes and assisted living facilities. Admiral Giroir underscored the importance of testing and well as the personal responsibility of washing your hands.

Rear Admiral John Polowczyk, *Supply Chain Stabilization Task Force Lead*: Rear Admiral Polowczyk delivered remarks on the whole-of-America response the Trump Administration has taken to supply nursing homes with guidance and supplies from the beginning of March until now. He indicated the public-private partnership to build the Strategic National Stockpile has allowed for more than 90% of states to have more than a 30 day supply on hand. While significant progress has been made in the distribution of supplies, it is important to continue to use best practices to keep our most vulnerable safe.

September Jobs Report - Best Since Reagan Era!

On Friday, the U.S. Department of Labor released September jobs number data. The United States added 661,000 jobs and the unemployment rate fell to 7.9 percent. In the last five months, more than half (52 percent) of the job losses from the pandemic have been recovered. And the United States has gained over 11.4 million jobs including a combined upward revision in July and August of 145,000.

Total nonfarm payroll employment rose by 661,000 in September. In just 5 months since the recovery began, the U.S. has gained 11.4 million jobs, recovering more than half of the jobs lost in March and April as a result of the pandemic. (**here**)

The unemployment rate decreased 0.5 percentage points to 7.9 percent in September,

beating market expectations and reaching 2.1 percentage points below it Great Recession peak! (**here**)

The economic comeback reduced unemployment across the board for several demographic groups. The unemployment rates for Hispanic Americans fell by -0.2 percentage points, for Asian Americans by -1.8 percentage points, and for Black Americans by -0.9 percentage points. (**here**)

Read More: **September Jobs Numbers Best Since Reagan-Era**

Read More: **September Jobs Report Shows American Grit**

Judge Amy Coney Barrett's Nomination to the United States Supreme Court

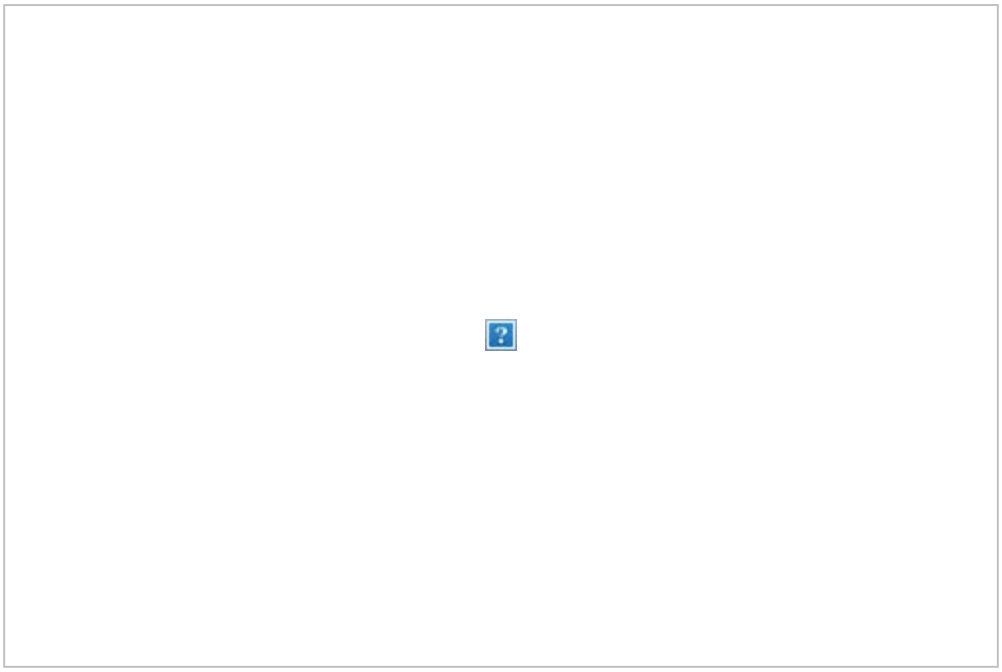

On Saturday, September 26, President Trump announced Amy Coney Barrett as his nominee to the Supreme Court. The Senate Judiciary Committee **announced** that the hearing to consider the nomination of Judge Barrett will begin on October 12, 2020.

Watch: **President Trump's Full Nomination Announcement**

What They Are Saying: **Support for President Donald J. Trump's Nomination of Judge Amy Coney Barrett to the Supreme Court**

Judge Barrett is exceptionally qualified for the High Court. A graduate of Rhodes College and Notre Dame Law School, Barrett clerked for the late Justice Antonin Scalia before pursuing a career as both a litigator and a professor. Following a bipartisan vote by the Senate in 2017, Barrett was confirmed as a Federal judge on the U.S. Court of Appeals for

the Seventh Circuit.

Senate Majority Leader Mitch McConnell issued a **statement of support** following the President's announcement. "President Trump could not have made a better decision. Judge Amy Coney Barrett is an exceptionally impressive jurist and an exceedingly well-qualified nominee to the Supreme Court of the United States."

A dedicated wife and mother of seven, Judge Barrett would also bring a new and important perspective to the Supreme Court. Here are just a few examples of how:

- Judge Barrett would be the first mother of school-aged children to become a Supreme Court justice. She would also become only the fifth woman to serve.
- As the mother of a child with special needs, she fully understands the issues and concerns that confront our nation's most vulnerable.
- Judge Barrett would be the *only* current justice to have earned a law degree from a school other than Harvard or Yale—having graduated at the top of her class from Notre Dame Law School in Indiana.
- She would become one of only two sitting justices to be born and raised in the South, having grown up in Louisiana before attending college in Tennessee.

Watch: "I'm used to being in a group of nine: my family."

Of Judge Barrett and her husband's seven children, two were adopted from Haiti. Their youngest son, Benjamin, has Down syndrome—and boasts the title of "favorite sibling" from his brothers and sisters, according to Barrett.

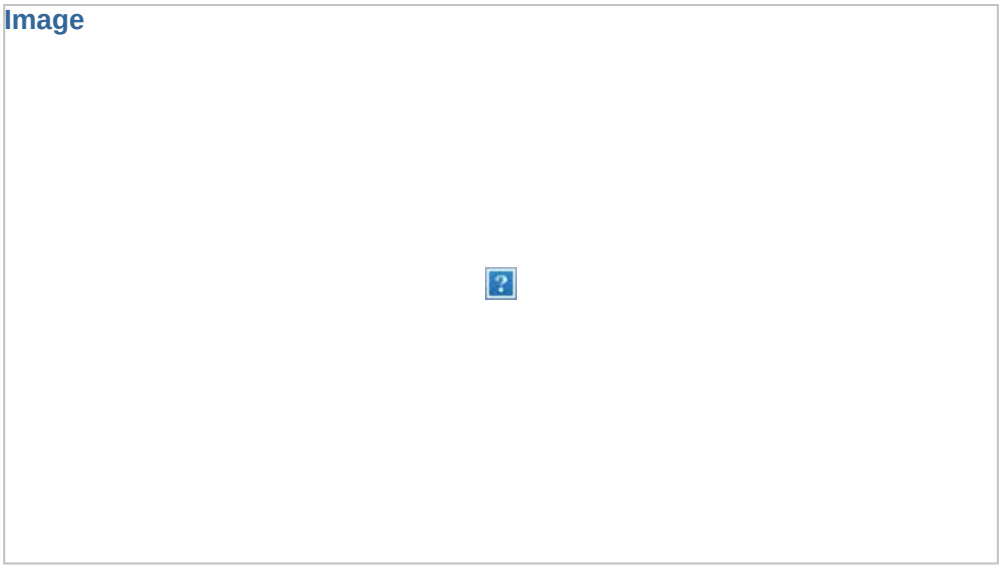

After President Trump announced her nomination, Judge Barrett spoke about the importance of judges putting the Constitution above any personal views on the law.

"I clerked for Justice Scalia more than 20 years ago, but the lessons I learned still resonate," she said. "His judicial philosophy is mine, too: A judge must apply the law as written.

Judges are not policymakers, and they must be resolute in setting aside any policy views they might hold."

Judge Barrett also had a message for the American people.

"I would assume this role to serve you," she said. "I would discharge the judicial oath, which requires me to administer justice without respect to persons, do equal right to the poor and rich, and faithfully and impartially discharge my duties under the United States Constitution."

Learn More: **Judge Amy Coney Barrett's Exceptional Legal Experience, Expertise, and Judicial Record Make Her the Right Choice to Serve on the Supreme Court**

Read More (Wall Street Journal): **The Importance of Amy Coney Barrett**

☐ **@WilliamCrozer45:** **22 Attorneys General agree:#FillTheSeat**

The Safety Pledge - Keep Kids Safer Online

On September 29, a new campaign led by the National Center for Missing and Exploited Children (NCMEC) and the White House was launched to keep kids safe online - ***Safety Pledge***. This campaign aims to provide free resources from the **NCMEC** to help parents, educators, and other caregivers learn more about the risks that children face online and empower the children in their lives to respond to those risks safely.

Throughout COVID-19, NCMEC has witnessed dramatic increases in reports of child sexual exploitation to the CyberTipline and increased vulnerability of children. With many children being educated remotely this fall and using virtual devices for school lessons and social interactions, it is essential that we work together to help keep children safe online.

The website - **www.safetypledge.org** - contains practical toolkits about internet safety. It also contains a ***Safety Pledge***, which individuals can digitally sign and make their formal commitment to safeguarding children online. **We hope that you will join us in helping promote this important initiative through social media (using the hashtag #SafetyPledge) and encourage individuals to explore resources offered by NCMEC and to sign the Safety Pledge.**



What You Can Do To Help

Sign the Pledge (**here**)

Promote the campaign through social media (using the hashtag **#SafetyPledge**), op-eds, and otherwise

Watch the Launch Webinar (**here**)

Read More: **Trump Administration Teams With Nonprofit to Launch 'Safety Pledge' to Combat Online Child Exploitation**

Watch: **Attorney General Barr Discusses the Safety Pledge**

☐ **DHS Secretary Chad Wolf**: **Online safety for our nation's youth has never been more important. Join me in taking the #SafetyPledge and make the time to talk with the children in your life - ensure they have the info they need to stay safe online.**

☐ **Attorney General Alan Wilson (SC): @AGAlanWilson signed NCMEC's Safety Pledge to help prevent online child exploitation and trafficking. #SafetyPledge**

☐ **Attorney General Lynn Fitch (MS): More time online means more direct access to our children, including for those who want to harm them. Join us in the effort to prevent online child exploitation and trafficking. Take the pledge and do your part to help keep kids safer online! #SafetyPledge**

☐ **Attorney General Herbert Slatery (TN): With many children being educated remotely this fall and using virtual devices for school lessons and social interactions, it is essential that we work together to help keep children safe online. #SafetyPledge**

☐ **Attorney General Sean Reyes (UT): Join Utah Attorney General Reyes in taking the #SafetyPledge, a new campaign by @MissingKids and the @WhiteHouse to educate and increase awareness for preventing child exploitation and trafficking! Help keep your kids safe online by visiting**

safetypledge.org. #utpol

President Trump Signs Critical Minerals Executive Order

On September 30, President Donald J. Trump signed the **Executive Order on Addressing the Threat to the Domestic Supply Chain from Reliance on Critical Minerals from Foreign Adversaries**. America cannot be dependent on imports from foreign adversaries for the critical minerals that are increasingly necessary to maintain our economic and military strength in the 21st century. The President's Executive Order declares a national emergency in the mining industry and outlines actions to expand domestic production of rare-earth minerals. These actions will support mining jobs, alleviate unnecessary permitting delays, and reduce the Nation's dependence on China for critical minerals.

Energy Secretary Dan Brouillette: **The Department of Energy is a leader in the effort to support the President's new E.O. that takes the next step in securing the supply chains for #criticalminerals vital to many technologies such as gas turbines.**

Energy Secretary Dan Brouillette: **Grateful to Chairman Not Afraid for meeting with me today in Montana. The Crow Nation and @ENERGY share an appreciation for the natural resources that grace our Nation.**

Additional Information

Executive Order: Addressing the Threat to the Domestic Supply Chain from Reliance on Critical Minerals from Foreign Adversaries

Message to Congress: Addressing the Threat to the Domestic Supply Chain from Reliance on Critical Minerals from Foreign Adversaries

Fact Sheet: President Donald J. Trump Is Protecting Our Domestic Mining Industry and Critical Minerals Supply Chains

Read More: President Trump Moves to Expand Rare Earths Mining

---

$660 Million FEMA Grants to Support

On September 30, **FEMA opened applications for two hazard mitization grant programs totaling $660 Million**. The two grant programs, the **Flood Mitigation Assistance grant** and the **Building Resilient Infrastructure and Communities grant** (BRIC) will provide funds to states, local communities, tribes and territories for eligible mitigation activities. These programs allow for funding to be used on projects that will reduce future disaster losses and strengthen our nation’s ability to build a culture of preparedness.

This will be the first time FEMA has offered the BRIC grant, which was made possible by the **Disaster Recovery Reform Act of 2018**, allowing for a stable funding source to fund mitigation projects annually. The new BRIC grant is for pre-disaster mitigation activities and replaces FEMA's existing Pre-Disaster Mitigation program. BRIC will offer $500 million in grants to help support states, tribes, territories and communities throughout the nation as they design and begin new infrastructure projects – projects that will reduce future disaster recovery costs and help save lives. The program will also provide incentives to local governments to adopt and enforce modern building codes.

FEMA is also opening the application period for the Flood Mitigation Assistance grants. There is $160 million available in flood mitigation grants, with $70 million of that amount set aside for **community flood mitigation projects**. These grants are used for projects that reduce or eliminate the risk of repetitive flood damage to buildings that are insured by the National Flood Insurance Program. Projects are selected based on the cost-effectiveness and eligibility of the proposal. FEMA has provided more than $1.3 billion on more than 2,900 flood mitigation projects since these grants began in 1996.

Both grant applications will be open from Sept. 30 – Jan. 21, 2021. Eligible applicants must apply for funding using the new **FEMA Grants Outcome (FEMA GO)**. Applications received by FEMA after this deadline will not be considered for funding.

Farmers to Families Food Box Program Surpasses 100 Million Boxes Delivered

On September 29, the Trump Administration announced that the Farmers to Families Food Box program surpassed 100 million boxes delivered to families impacted by the COVID-19 pandemic. The program is supporting farmers, savings businesses, and helping feed Americans in need.

Read More: **Farmers to Families Food Box Program Surpasses 100 Million Boxes Delivered**



35.6 million food boxes invoiced in round one (5/15-6/30)

49.9 million food boxes invoiced in round two (7/1-8/31)

14.7 million food boxes invoiced in round two extensions (9/1 - 9/18)

327,299 food boxes invoiced in BOA Contracts (9/22 - 10/31)

About the Program: USDA's Agricultural Marketing Service (AMS) is partnering with national, regional and local distributors, whose workforces have been significantly impacted by the closure of restaurants, hotels and other food service businesses, to purchase up to $4 billion in fresh produce, dairy and meat products from American producers of all sizes.The program supplies food boxes of fresh fruits and vegetables, dairy products, meat products and a combination box of fresh produce, dairy or meat products. Distributors package these products into family-sized boxes, then transport them to food banks, community and faith-based organizations, and other non-profits serving Americans in need.

DOJ Announces Public Safety and Victims Support Grants for Indian Country

On September 30, U.S. Attorney General William Barr announced the award of more than $295.8 million in grants to improve public safety, serve victims of crime, and support youth programs in American Indian and Alaska Native communities during a roundtable discussion with the Cherokee Nation leadership in Tahlequah.

Image

More than $103 million was awarded under the Justice Department's Coordinated Tribal Assistance Solicitation (CTAS) to enhance law enforcement and tribal justice practices, expand victim services and sustain crime prevention and intervention efforts. CTAS grants are administered by the department's Office of Justice Programs ($41.5 million), Office on Violence Against Women ($39.1 million) and Office of Community Oriented Policing Services ($22.5 million).

An additional $113 million was awarded to 133 applicants under the Tribal Victim Services Set-Aside Program. This program, managed by OJP's Office for Victims of Crime (OVC), is designed to help tribes develop, expand and improve services to victims of crime and promote other public safety initiatives.

In addition to the CTAS and Tribal Victim Services Set-Aside awards, the Office on Violence Against Women made additional tribal awards of more than $31 million to support a wide range of efforts to address the crimes of domestic violence, dating violence, sexual assault, stalking and human trafficking.

A full listing of all the announced CTAS awards is available **here**.

Read More: **Department of Justice Invests More than $295.8 Million in Grants to Improve Public Safety, Serve Crime Victims in American Indian and Alaska Native Communities**

Watch: **U.S. Attorney General William Barr Leads Roundtable Discussion with Cherokee Nation Leadership**

Indian Country & the Census



As the end of the 2020 Census response period approaches, the U.S. Census Bureau remains committed to a complete and accurate count of people living on tribal reservations. In the last census, the American Indian and Alaska Native population living on reservations was estimated to have been undercounted by 4.9% — one of the highest undercounts of any group.

Not everyone realizes how much a count reflecting the true number of people will impact their tribal community's day-to-day life. In addition to determining representation in the U.S. Congress, data from the 2020 Census will inform how much federal money may, or may not, be allocated to each reservation. Money for roads, housing, schools and health care is allocated based on how many people are located on tribal lands. Being undercounted could mean fewer resources over the next 10 years.

If you are a tribal leader, the Census Bureau urges you to ask your tribal citizens to respond now. They can do so **online**, by phone (844-330-2020), or by mailing back the paper questionnaire.

If responding is difficult due to challenges of geography or low internet and phone connectivity, the census takers visiting many reservations right now can help. The Census Bureau has worked hard to ensure these interviews can be **conducted safely amid the pandemic**. If a reservation is closed due to COVID-19, the Census Bureau is asking tribal leaders for contact lists and is calling tribal citizens directly to conduct the census questionnaire over the phone.

Find additional helpful resources **here**.

Remembering the First Woman to Vote

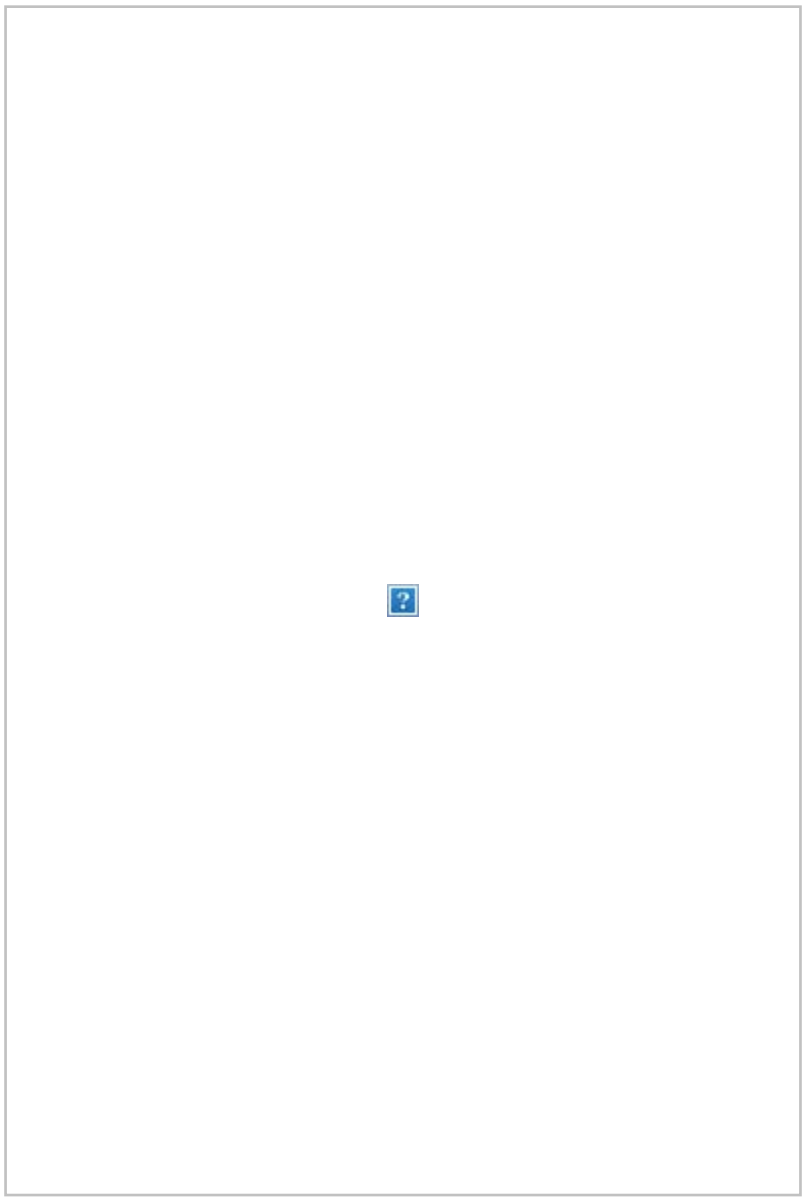

On Tuesday, September 29, Senior Trump Administration officials joined Utah Governor Gary Herbert, Utah First Lady Janette Herbert, and descendants of Seraph Young Ford in a ceremony at Arlington National Cemetery to commemorate the legacy of Seraph Young Ford as the first woman in America to vote under an equal suffrage law when she voted in the Salt Lake City municipal election in 1870.



On February 14, 1870, Seraph Young Ford cast her historic ballot for municipal elections in Salt Lake City, Utah, after the Utah Territory became the second territory in the Nation to extend voting rights to women (but the first to vote after such equal suffrage expansion). The grand-niece of Brigham Young, Young Ford moved from Utah to Maryland in the late 1870s. Mrs. Ford is buried at Arlington alongside her husband, Mr. Seth Ford, who fought for the Union during the Civil War. For many years, Seraph Young Ford's headstone spelled her name incorrectly—dishonoring the memory of this important woman in American history. The Trump White House worked with Better Days 2020 and Arlington National Cemetery this year to correct Mrs. Ford's headstone to appropriately honor legacy.

Read More: **White House Honors First Woman To Vote — in Utah and in the United States**

National Security Council: **"I was honored to pay my respects to Seraph Ford, the first woman to cast a ballot in the U.S. Her strength and determination personifies the American spirit, and it's a legacy the Trump Administration is proud to continue to champion today." - NSA Robert C. O'Brien**

Utah Governor Gary Herbert: **This morning I was privileged to attend a ceremony correcting Seraph Young's headstone in Arlington. Her historic vote represented a crucial turning point for suffrage equality. I'm grateful for the joint efforts of @BetterDays2020 and @WhiteHouse to make this change. #utpol**

Attorney General Sean Reyes (UT): **Last 2 years have been such an honor co-**

chairing the advisory committee for @BetterDays2020. Congrats to the entire team for all of their efforts to remind America of a fight that is as important today as it was over 100 years ago. #utpol

The U.S. is currently celebrating the 100th anniversary of the 19th Amendment and women's constitutional right to vote. **In August, President Trump and First Lady Melania Trump honored the 100th anniversary of women's right to vote via official proclamation.** In addition, First Lady Melania Trump launched **Building the Movement**, an exhibit honoring ratification of the 19th amendment, which showcases artwork from American youth depicting this important milestone in American history.

The Trump Administration is leading the movement of the economic empowerment of women and girls around the world through efforts such as the **Women's Global Development and Prosperity Initiative**; the **Women, Peace, and Security Strategy**, and extensive actions to **combat human trafficking** and empower survivors. This whole-of-government approach to women's economic empowerment will continue to lead to peaceful, prosperous, and stable societies around the world.

Unsubscribe

Office of Intergovernmental Affairs · 1600 Pennsylvania Ave NW · Washington, DC 20500-0003 · USA · 202-456-1111

From:	Jonathan Manaoat
To:	MandelmanStaff, [BOS]
Cc:	Yee, Norman (BOS); Haney, Matt (BOS); Peskin, Aaron (BOS); Mar, Gordon (BOS); Preston, Dean (BOS); Fewer, Sandra (BOS); Safai, Ahsha (BOS); Ronen, Hillary; Stefani, Catherine (BOS); Walton, Shamann (BOS); Board of Supervisors, (BOS)
Subject:	Yes! on lights for Saint Ignatius field, please
Date:	Friday, October 2, 2020 6:38:50 PM

This message is from outside the City email system. Do not open links or attachments from untrusted sources.

Rafael Mandelman,
SF Board of Supervisors
October 2, 2020

Dear Supervisor Mandelman:
I have lived in your district for over five years, and was educated in San Francisco for high school, college, medical school, and my psychiatry residency. I returned to the Bay Area after additional training, and moved my practice to San Francisco in February 2020.

This is my first time writing to any local public official. I believe this is the first time I have felt as passionate to do so. I am writing in fervent support for the lights at Saint Ignatius field.

As a child and adolescent psychiatrist, I support the shift in school start times that builds upon the science of the importance of sleep for younger people. Along with the American Academy of Pediatrics, California Medical Association, and Parent Teacher Association, we believe the health of our young people needs to be protected, so they can get enough sleep. However, with this schedule shift, the equally important health benefits of physical activity may be compromised.

America already has an epidemic of obesity. Allowing the students to have a lighted field allows our future generation of San Franciscans the ability to reap the benefits of physical fitness. Moreover, the spirit of camaraderie, and strategy of sport are important life skills we can instill in our children and teenagers.

I credit my achievements in my career to the quality educational foundation I received at Saint Ignatius. Yet, my rigorous academic life was balanced by the lessons I learned on the wrestling mat and volleyball court. As fall approaches, I remember running on the track as it began to get dark for wrestling practice. As a cheerleader at football games, I remember having to go to Kezar field to make use of a lighted stadium.

Illuminating Saint Ignatius field will allow teenagers to safely work out in a well-lighted area, and will prevent students from having to travel at dusk to distant fields. Furthermore, the sense of community that spectators have will be engendered even more so, as they can easily gather to cheer on their team on campus after school.

I entreat you to vote Yes for the lights at Saint Ignatius field. Thank you for your time and I appreciate your support.

Sincerely,

Jonathan Manaoat, MD

Diplomate, American Board of Psychiatry and Neurology in the specialty of General Psychiatry,

Diplomate, American Board of Psychiatry and Neurology in the specialty of Child and Adolescent Psychiatry,

Diplomate, American Board of Psychiatry and Neurology in the subspecialty of Forensic Psychiatry

This e-mail message (including any attachments) is for the sole use of the intended recipient(s) and may contain confidential and privileged information. If the reader of this message is not the intended recipient, you are hereby notified that any dissemination, distribution or copying of this message (including any attachments) is strictly prohibited. If you have received this message in error, please contact the sender by reply e-mail message and destroy all copies of the original message (including attachments).

From: Elizabeth Li
To: Yee, Norman (BOS); Haney, Matt (BOS); MandelmanStaff, [BOS]; Peskin, Aaron (BOS); Mar, Gordon (BOS); Preston, Dean (BOS); Fewer, Sandra (BOS); Safai, Ahsha (BOS); Ronen, Hillary; Stefani, Catherine (BOS); Walton, Shamann (BOS); Board of Supervisors, (BOS)
Subject: Lights at St. Ignatius Field File No. F200992 and 200996
Date: Friday, October 2, 2020 9:23:27 PM

This message is from outside the City email system. Do not open links or attachments from untrusted sources.

October 2, 2020

President Norman Yee
and Members of the San Francisco Board of Supervisors
City Hall
1 Dr. Carlton B. Goodlett Place, Room 244
San Francisco, CA 94102-4689

Re: Lights at St. Ignatius Field File No. F200992 and 200996

Dear Supervisor Norman Yee or Honorable Supervisors:

My name is Elizabeth Li, a parent of St. Ignatius College Preparatory. My daughter, an alumni who graduated in 2019 and my son, a senior. I have lived in San Francisco since 1980.

I'm writing in strong support for approval of lights at St. Ignatius Field in order to create more options for student athletes and also to allow St. Ignatius to implement a later start time in accordance to CA State law.

There are fewer and fewer spaces for students to practice field sports in San Francisco and allowing S.I. to install these lights will keep students closer to the campus rather than traveling great distances to practice.

St. Ignatius College Preparatory has been an excellent center of learning not just to take tests and excel academically but to be in service to others. Many of those lessons are learned through the shared experience on the sports field. Even the students who participate as spectators gain a strong feeling of community by supporting their friends and fellow classmates.

The San Francisco Planning Commission voted 6 to 1 in favor of this approval in July and the process has been underway for over seven years. Please consider the generations of students who will be impacted by this addition to our field sports program and the impacts it will have on the positive development of young lives.

Please vote YES! to the lights at St. Ignatius Field and thank you for your consideration.

Sincerely,

Elizabeth Li
290 Juanita Way
San Francisco, CA 94127
lizlee@rocketmail.com

From:	Henry Niehaus "21
To:	Peskin, Aaron (BOS); Safai, Ahsha (BOS); Board of Supervisors, (BOS); Stefani, Catherine (BOS); Preston, Dean (BOS); Mar, Gordon (BOS); Ronen, Hillary; MandelmanStaff, [BOS]; Haney, Matt (BOS); Yee, Norman (BOS); Fewer, Sandra (BOS); Walton, Shamann (BOS)
Subject:	St. Ignatius Field Lights
Date:	Saturday, October 3, 2020 1:12:36 PM

This message is from outside the City email system. Do not open links or attachments from untrusted sources.

Dear Supervisor Stefani,
My name is Henry Niehaus and I am a student-athlete at St. Ignatius who has lived in San Francisco's district 2 for 17 years. I'm writing in strong support for approval of lights at St. Ignatius Field in order to create more options for student athletes and also to allow St. Ignatius to implement a later start time in accordance with CA State law.
There are fewer and fewer spaces for students to practice field sports in San Francisco and allowing SI to install these lights will keep students closer to the campus rather than traveling great distances to practice.

St. Ignatius College Preparatory has been an excellent center of learning not just to take tests and excel academically but to be in service to others. Many of those lessons are learned through the shared experience on the sports field. Even the students who participate as spectators gain a strong feeling of community by supporting their friends and fellow classmates.

The San Francisco Planning Commission voted 6 to 1 in favor of this approval in July and the process has been underway for over seven years. Please consider the students who will be impacted by this addition to our field sports program and the impacts it will have on the positive development of young lives.

Please vote YES! to the lights at St. Ignatius Field and thank you for your consideration.

Sincerely,

Henry Niehaus
3875 Clay Street
hniehaus21@siprep.org

From:	Henry Niehaus "21
To:	Peskin, Aaron (BOS); Safai, Ahsha (BOS); Board of Supervisors, (BOS); Stefani, Catherine (BOS); Preston, Dean (BOS); Mar, Gordon (BOS); Ronen, Hillary; MandelmanStaff, [BOS]; Haney, Matt (BOS); Yee, Norman (BOS); Fewer, Sandra (BOS); Walton, Shamann (BOS)
Subject:	St. Ignatius Field Lights
Date:	Saturday, October 3, 2020 1:12:36 PM

This message is from outside the City email system. Do not open links or attachments from untrusted sources.

Dear Supervisor Stefani,
My name is Henry Niehaus and I am a student-athlete at St. Ignatius who has lived in San Francisco's district 2 for 17 years. I'm writing in strong support for approval of lights at St. Ignatius Field in order to create more options for student athletes and also to allow St. Ignatius to implement a later start time in accordance with CA State law.
There are fewer and fewer spaces for students to practice field sports in San Francisco and allowing SI to install these lights will keep students closer to the campus rather than traveling great distances to practice.

St. Ignatius College Preparatory has been an excellent center of learning not just to take tests and excel academically but to be in service to others. Many of those lessons are learned through the shared experience on the sports field. Even the students who participate as spectators gain a strong feeling of community by supporting their friends and fellow classmates.

The San Francisco Planning Commission voted 6 to 1 in favor of this approval in July and the process has been underway for over seven years. Please consider the students who will be impacted by this addition to our field sports program and the impacts it will have on the positive development of young lives.

Please vote YES! to the lights at St. Ignatius Field and thank you for your consideration.

Sincerely,

Henry Niehaus
3875 Clay Street
hniehaus21@siprep.org

From:	Winther, Christian
To:	Yee, Norman (BOS)
Cc:	Haney, Matt (BOS); MandelmanStaff, [BOS]; Peskin, Aaron (BOS); Mar, Gordon (BOS); Preston, Dean (BOS); Fewer, Sandra (BOS); Safai, Ahsha (BOS); Ronen, Hillary; Stefani, Catherine (BOS); Walton, Shamann (BOS); Board of Supervisors, (BOS)
Subject:	RE: Lights at St. Ignatius Field File No. F200992 and 200996
Date:	Saturday, October 3, 2020 3:12:36 PM

This message is from outside the City email system. Do not open links or attachments from untrusted sources.

Dear Supervisor Yee,

My name is Christian Winther and I have lived in San Francisco for over 20 years, including 12 years as a resident of District 7. My wife Andrea and I have three children, all of whom were born in San Francisco and have attended St. Gabriel School in the Sunset District. My son Christian is 14 years old and just started his freshman year at St. Ignatius. Christian is playing football at St. Ignatius this year and is looking forward to the beginning of football season later this year.

I am writing to express my strong support for approval of the lights at St. Ignatius Field. This will provide the students with more flexibility in utilizing the field and the school's other athletic facilities and will allow games to start at later times. Keeping students closer to campus and allowing greater use of the field will ease the travel burden on students (who, otherwise, would have to travel significant distances to practice) and foster a much stronger sense of community. This is something that both the students and the school community greatly need, particularly during these difficult times.

The San Francisco Planning Commission voted 6 to 1 in favor of this approval in July and the process has been underway for over seven years. Please consider the students who will be impacted by this addition to our field sports program and the impacts it will have on the positive development of young lives.

Please vote yes and approve the lights at St. Ignatius Field.

Best regards,

Christian M. Winther
1982 10th Avenue
San Francisco, CA 94116

Christian M. Winther
Managing Director
M&A Transaction Services
Deloitte Tax LLP

Tel: +1 415 783 4033
Fax: +1 415 783 9850

Mobile: + 1 415 933 0159
cwinther@deloitte.com
www.deloitte.com

555 Mission Street
San Francisco, CA 94105



*******Any tax advice included in this communication may not contain a full description of all relevant facts or a complete analysis of all relevant tax issues or authorities. This communication is solely for the intended recipient's benefit and may not be relied upon by any other person or entity. *******

This message (including any attachments)contains confidential information intended for a specific individual and purpose, and is protected by law. If you are not the intended recipient, you should delete this message and any disclosure, copying, or distribution of this message, or the taking of any action based on it, by you is strictly prohibited.

Deloitte refers to a Deloitte member firm, one of its related entities, or Deloitte Touche Tohmatsu Limited ("DTTL"). Each Deloitte member firm is a separate legal entity and a member of DTTL. DTTL does not provide services to clients. Please see www.deloitte.com/about to learn more.

v.T.1

From:	Winther, Christian
To:	Yee, Norman (BOS)
Cc:	Haney, Matt (BOS); MandelmanStaff, [BOS]; Peskin, Aaron (BOS); Mar, Gordon (BOS); Preston, Dean (BOS); Fewer, Sandra (BOS); Safai, Ahsha (BOS); Ronen, Hillary; Stefani, Catherine (BOS); Walton, Shamann (BOS); Board of Supervisors, (BOS)
Subject:	RE: Lights at St. Ignatius Field File No. F200992 and 200996
Date:	Saturday, October 3, 2020 3:12:36 PM

This message is from outside the City email system. Do not open links or attachments from untrusted sources.

Dear Supervisor Yee,

My name is Christian Winther and I have lived in San Francisco for over 20 years, including 12 years as a resident of District 7. My wife Andrea and I have three children, all of whom were born in San Francisco and have attended St. Gabriel School in the Sunset District. My son Christian is 14 years old and just started his freshman year at St. Ignatius. Christian is playing football at St. Ignatius this year and is looking forward to the beginning of football season later this year.

I am writing to express my strong support for approval of the lights at St. Ignatius Field. This will provide the students with more flexibility in utilizing the field and the school's other athletic facilities and will allow games to start at later times. Keeping students closer to campus and allowing greater use of the field will ease the travel burden on students (who, otherwise, would have to travel significant distances to practice) and foster a much stronger sense of community. This is something that both the students and the school community greatly need, particularly during these difficult times.

The San Francisco Planning Commission voted 6 to 1 in favor of this approval in July and the process has been underway for over seven years. Please consider the students who will be impacted by this addition to our field sports program and the impacts it will have on the positive development of young lives.

Please vote yes and approve the lights at St. Ignatius Field.

Best regards,

Christian M. Winther
1982 10th Avenue
San Francisco, CA 94116

Christian M. Winther
Managing Director
M&A Transaction Services
Deloitte Tax LLP

Tel: +1 415 783 4033
Fax: +1 415 783 9850

Mobile: + 1 415 933 0159
cwinther@deloitte.com
www.deloitte.com

555 Mission Street
San Francisco, CA 94105



*******Any tax advice included in this communication may not contain a full description of all relevant facts or a complete analysis of all relevant tax issues or authorities. This communication is solely for the intended recipient's benefit and may not be relied upon by any other person or entity. *******

This message (including any attachments)contains confidential information intended for a specific individual and purpose, and is protected by law. If you are not the intended recipient, you should delete this message and any disclosure, copying, or distribution of this message, or the taking of any action based on it, by you is strictly prohibited.

Deloitte refers to a Deloitte member firm, one of its related entities, or Deloitte Touche Tohmatsu Limited ("DTTL"). Each Deloitte member firm is a separate legal entity and a member of DTTL. DTTL does not provide services to clients. Please see www.deloitte.com/about to learn more.

v.T.1

From: Marvis Phillips
To: Board of Supervisors, (BOS)
Subject: Re: Committee Agendas for Week of 10/5/2020
Date: Saturday, October 3, 2020 9:56:38 PM

This message is from outside the City email system. Do not open links or attachments from untrusted sources.

Thank you for send this important information, I have forwarded relevant information to my Board and Community Partners. Marvis

On Fri, Oct 2, 2020 at 4:25 PM Board of Supervisors, (BOS) <board.of.supervisors@sfgov.org> wrote:

> Hello Mr. Phillips,
>
> Please see the links below to view the upcoming Agendas for the Board of Supervisors' Committees.

10/5/20 - Land Use & Transportation Committee

10/6/20 - Special Budget & Finance Committee

10/7/20 - Budget & Finance Committee

10/8/20 - Public Safety & Neighborhood Services Committee

As a reminder, should you happen to miss an email with the upcoming Agenda Links, please see the links below to the subject committees where all the agendas are posted.

Budget & Finance Committee Agendas

Budget & Appropriations Committee

(Formally Budget & Finance Sub-Committee)

Land Use & Transportation Committee Agendas

Government Audit & Oversight Committee Agendas

Public Safety & Neighborhood Services Committee Agendas

Regards,

Arthur Khoo

Board of Supervisors - Clerk's Office

1 Dr. Carlton B. Goodlett Place, Room 244

San Francisco, CA 94102

(415) 554-5184 | (415) 554-5163

board.of.supervisors@sfgov.org |

www.sfbos.org

Complete a Board of Supervisors Customer Service Satisfaction Form by clicking

http://www.sfbos.org/index.aspx?page=104

The

Legislative Research Center provides 24-hour access to Board of Supervisors legislation, and archived matters since August 1998.

Disclosures: *Personal information that is provided in communications to the Board of Supervisors is subject to disclosure*

under the California Public Records Act and the San Francisco Sunshine Ordinance. Personal information provided will not be redacted. Members of the public are not required to provide personal identifying information when they communicate with the Board of

Supervisors and its committees. All written or oral communications that members of the public submit to the Clerk's Office regarding pending legislation or hearings will be made available to all members of the public for inspection and copying. The Clerk's

Office does not redact any information from these submissions. This means that personal information—including names, phone numbers, addresses and similar information that a member of the public elects to submit to the Board and its committees—may appear on

the Board of Supervisors website or in other public documents that members of the public may inspect or copy.

--
Marvis J. Phillips
Board Chair
District 6 Community Planners

From: Marvis Phillips
To: Board of Supervisors, (BOS)
Subject: Re: Committee Agendas for Week of 10/5/2020
Date: Saturday, October 3, 2020 9:56:38 PM

This message is from outside the City email system. Do not open links or attachments from untrusted sources.

Thank you for send this important information, I have forwarded relevant information to my Board and Community Partners. Marvis

On Fri, Oct 2, 2020 at 4:25 PM Board of Supervisors, (BOS) <board.of.supervisors@sfgov.org> wrote:

> Hello Mr. Phillips,
>
> Please see the links below to view the upcoming Agendas for the Board of Supervisors' Committees.

10/5/20 - Land Use & Transportation Committee

10/6/20 - Special Budget & Finance Committee

10/7/20 - Budget & Finance Committee

10/8/20 - Public Safety & Neighborhood Services Committee

As a reminder, should you happen to miss an email with the upcoming Agenda Links, please see the links below to the subject committees where all the agendas are posted.

Budget & Finance Committee Agendas

Budget & Appropriations Committee

(Formally Budget & Finance Sub-Committee)

Land Use & Transportation Committee Agendas

Government Audit & Oversight Committee Agendas

Public Safety & Neighborhood Services Committee Agendas

Regards,

Arthur Khoo

Board of Supervisors - Clerk's Office

1 Dr. Carlton B. Goodlett Place, Room 244

San Francisco, CA 94102

(415) 554-5184 | (415) 554-5163

board.of.supervisors@sfgov.org |

www.sfbos.org

Complete a Board of Supervisors Customer Service Satisfaction Form by clicking

http://www.sfbos.org/index.aspx?page=104

The

Legislative Research Center provides 24-hour access to Board of Supervisors legislation, and archived matters since August 1998.

Disclosures: *Personal information that is provided in communications to the Board of Supervisors is subject to disclosure*

under the California Public Records Act and the San Francisco Sunshine Ordinance. Personal information provided will not be redacted. Members of the public are not required to provide personal identifying information when they communicate with the Board of

Supervisors and its committees. All written or oral communications that members of the public submit to the Clerk's Office regarding pending legislation or hearings will be made available to all members of the public for inspection and copying. The Clerk's

Office does not redact any information from these submissions. This means that personal information—including names, phone numbers, addresses and similar information that a member of the public elects to submit to the Board and its committees—may appear on

the Board of Supervisors website or in other public documents that members of the public may inspect or copy.

--
Marvis J. Phillips
Board Chair
District 6 Community Planners

From: Karen Eggert
To: Board of Supervisors, (BOS)
Subject: Yes on SI Lights!
Date: Sunday, October 4, 2020 7:06:22 AM

This message is from outside the City email system. Do not open links or attachments from untrusted sources.

10/4/20

President Norman Yee
and Members of the San Francisco Board of Supervisors
City Hall
1 Dr. Carlton B. Goodlett Place, Room 244
San Francisco, CA 94102-4689

Re: Lights at St. Ignatius Field File No. F200992 and 200996

Dear Supervisor Yee:

I am a lifelong D7 resident, a San Francisco native and parent. Please support the SI field lights!

I'm writing in strong support for approval of lights at St. Ignatius Field in order to create more options for student athletes and also to allow St. Ignatius to implement a later start time in accordance with CA State law.

There are fewer and fewer spaces for students to practice field sports in San Francisco and allowing SI to install these lights will keep students closer to the campus rather than traveling great distances to practice.

St. Ignatius College Preparatory has been an excellent center of learning not just to take tests and excel academically but to be in service to others. Many of those lessons are learned through the shared experience on the sports field. Even the students who participate as spectators gain a strong feeling of community by supporting their friends and fellow classmates.

The San Francisco Planning Commission voted 6 to 1 in favor of this approval in July and the process has been underway for over seven years. Please consider the students who will be impacted by this addition to our field sports program and the impacts it will have on the positive development of young lives.

Please vote YES! to the lights at St. Ignatius Field and thank you for your consideration.

Sincerely,

Karen Eggert

155 San Anselmo Ave SF 94127

pkeggert@pacbell.net

From:	Wendy Gamble
To:	Stefani, Catherine (BOS)
Cc:	Yee, Norman (BOS); Haney, Matt (BOS); MandelmanStaff, [BOS]; Peskin, Aaron (BOS); Mar, Gordon (BOS); Preston, Dean (BOS); Fewer, Sandra (BOS); Safai, Ahsha (BOS); Ronen, Hillary; Walton, Shamann (BOS); Board of Supervisors, (BOS); Broncos President
Subject:	Please support night lights on St. Ignatius Field
Date:	Sunday, October 4, 2020 11:49:03 AM

This message is from outside the City email system. Do not open links or attachments from untrusted sources.

October 4, 2020

President Norman Yee
and Members of the San Francisco Board of Supervisors
City Hall
1 Dr. Carlton B. Goodlett Place, Room 244
San Francisco, CA 94102-4689

Re: Lights at St. Ignatius Field File No. F200992 and 200996

Dear Supervisor Stefani or Honorable Supervisors:

I am the parent of an incoming freshman football player at St. Ignatius College Preparatory. We have lived in the Anza Vista neighborhood of the city for the past 12 years and consider ourselves proud San Francisco transplants. My son played Pop Warner football for the past 5 years with the Southern Marin Broncos, a team which recently won their Northern California Division in 2019 for the first time in many years. He and several of his teammates have chosen to attend SI specifically for the high school football experience.

Our family is thrilled to hear that Murphy Field at St. Ignatius may be approved by the Board of Supervisors for lights to be able to hold night games. **WE STRONGLY SUPPORT** this for our student athletes and to allow St. Ignatius to implement a later game start time in accordance with CA State law.

There are fewer and fewer spaces for students to practice field sports in San Francisco and allowing SI to install these lights will keep students closer to the campus rather than traveling great distances to practice.

St. Ignatius College Preparatory has been an excellent center of learning not just to take tests and excel academically but to be in service to others. Many of those lessons are learned through the shared experience on the sports field. Even the students who participate as spectators gain a strong feeling of community by supporting their friends and fellow classmates.

The San Francisco Planning Commission voted 6 to 1 in favor of this approval in July and the process has been underway for over seven years. Please consider the students who will be impacted by this addition to our field sports program and the impacts it will have on the positive development of young lives.

Please vote YES! to the lights at St. Ignatius Field

Thank you for your consideration.

Sincerely,

Wendy Gamble

60 Nido Avenue

Wendygamble1@yahoo.com

From:	sabrina bravo santos
To:	Yee, Norman (BOS); Haney, Matt (BOS); MandelmanStaff, [BOS]; Peskin, Aaron (BOS); Mar, Gordon (BOS); Preston, Dean (BOS); Fewer, Sandra (BOS); Safai, Ahsha (BOS); Ronen, Hillary; Stefani, Catherine (BOS); Walton, Shamann (BOS); Board of Supervisors, (BOS)
Subject:	Lights at St. Ignatius Field File No. F200992 and 200996 - please read
Date:	Sunday, October 4, 2020 12:02:56 PM

This message is from outside the City email system. Do not open links or attachments from untrusted sources.

Dear Honorable Supervisors,

My name is Sabrina Bravo Santos and I am a native of San Francisco. I grew up in the Mission District and I am happy to report that my mother still lives in the same house I grew up in. Although I no longer live in the city, I spend a great deal of time there. I work in the city and my daughter, Maya, attends Saint Ignatius.

I'm writing in strong support for approval of lights at St. Ignatius Field in order to create more options for student athletes and also to allow St. Ignatius to implement a later start time in accordance with CA State law. There are few spaces for students to practice field sports in San Francisco and allowing SI to install these lights will keep students on campus. You have no idea how worried I was when my daughter told me she had to run from SI to Lake Merced for crew try outs when it was dark. I tracked her on the Life360 app until she made it back to school. With a lighted field, the kids can stay on campus and train there with supervision. Also, with our current pandemic and social distancing requirements, SI's performing arts department and clubs would also benefit from having an outdoor option to meet during the shorter days of the year. It is essential for kids to engage in group activities and it is especially critical to have a safe and controlled environment available.

The San Francisco Planning Commission voted 6 to 1 in favor of this approval in July and the process has been underway for over seven years. Please consider the students who will be impacted and the impact it will have on the positive development of young lives.

Please vote YES! to the lights at St. Ignatius Field and thank you for your consideration.

Sincerely,

Sabrina Bravo Santos

From:	Chris Moustakas
To:	Stefani, Catherine (BOS); Yee, Norman (BOS); Haney, Matt (BOS); MandelmanStaff, [BOS]; Peskin, Aaron (BOS); Mar, Gordon (BOS); Preston, Dean (BOS); Fewer, Sandra (BOS); Safai, Ahsha (BOS); Ronen, Hillary; Walton, Shamann (BOS); Board of Supervisors, (BOS)
Subject:	Lights at St. Ignatius Field File No. F200992 and 200996
Date:	Sunday, October 4, 2020 12:38:29 PM

This message is from outside the City email system. Do not open links or attachments from untrusted sources.

Dear Supervisor Stefani and Honorable Supervisors,

My name is Chris Moustakas and my son, Atticus, is a freshman at St. Ignatius. We've lived in District 2 since 2008, moving there when Atticus was just two years old.

Atticus played Pop Warner football for five years, and loves the game. He's also a good student, graduating with straight A's his last year from Cathedral School for Boys. His dream for the last few years has been to attend St. Ignatius, both for the education and for the football program.

As a parent, I strongly support the approval of lights at St. Ignatius Field. This will provide more opportunities for the students to play sports in a familiar, close, safe environment, and creates a thrilling atmosphere for the spectators as well, which strengthens even more the already strong, inclusive community that SI is known for.

I understand that you're considering an appeal of the San Francisco Planning Commission's 6-1 approval of the field lights. I hope that you will uphold the approval, and I thank you very much for your consideration.

Warm regards,

Chris Moustakas
60 Nido Ave.
San Fransisco, CA 94115
chris@moustakas.biz

From:	Tim Egan
To:	Peskin, Aaron (BOS); Preston, Dean (BOS); Yee, Norman (BOS); Board of Supervisors, (BOS); Haney, Matt (BOS); MandelmanStaff, [BOS]; Mar, Gordon (BOS); Fewer, Sandra (BOS); Safai, Ahsha (BOS); Ronen, Hillary; Stefani, Catherine (BOS); Walton, Shamann (BOS)
Subject:	Re: File No 200992 and 200996 - Lights at St. Ignatius
Date:	Sunday, October 4, 2020 2:22:57 PM

This message is from outside the City email system. Do not open links or attachments from untrusted sources.

President Yee and Members of the Board of Supervisors,

I was pleased to see that the Planning Department approved of the proposal by St. Ignatius to put in lights at their football/soccer field. I also understand that the neighborhood has appealed this decision.

As I stated in my original email to the Planning Department, I have lived in District 4 for 3 and a half years now. Before we moved, our daughters had begun to attend St. Gabriel School, and by purchasing a home in the neighborhood, we have solidified our plans of making our lives in District 4. Hopefully someday my daughters will attend St. Ignatius.

I know that many of the student-athletes at SI have to take buses to practice facilities that are outside of the city.

Allowing lights to go in at the SI athletic field will relieve a lot of kids from the burden of this extra travel. My understanding is that, with the lights, the school will also be able to push their start-time back, something that developmental psychologists say is helpful for the growing adolescent brain. In addition, nighttime athletic events could be a way to bring the community together in support of young people.

As we continue to deal with the consequences of the coronaviurs, it seems safe to say that the way in which our kids safely recreate will never be the same. Adding lights to the field will increase the opportunities that St. Ignatius is able to provide their students and the surrounding community. Now, more than ever, it seems like the entire neighborhood will benefit from increased opportunities for outdoor recreation.

I humbly request that you affirm up the Planning Department's decision to allow these lights to be installed.

Respectfully submitted,

Tim Egan
415-606-3351

From:	Andrea Winther
To:	Yee, Norman (BOS)
Cc:	Haney, Matt (BOS); MandelmanStaff, [BOS]; Peskin, Aaron (BOS); Mar, Gordon (BOS); Preston, Dean (BOS); Fewer, Sandra (BOS); Safai, Ahsha (BOS); Ronen, Hillary; Stefani, Catherine (BOS); Walton, Shamann (BOS); Board of Supervisors, (BOS)
Subject:	Re: Lights at St. Ignatius Field File No. F200992 and 200996
Date:	Sunday, October 4, 2020 3:47:55 PM

This message is from outside the City email system. Do not open links or attachments from untrusted sources.

Dear Supervisor Yee,

My name is Andrea Winther and I have been a resident of District 7 for 9 years. My husband Christian and I have three children, all of whom were born in San Francisco and have attended St. Gabriel School in the Sunset District. My son Christian is 14 years old and just started his freshman year at St. Ignatius. Christian is playing football at St. Ignatius this year and is looking forward to the beginning of football season later this year.

I am writing to express my strong support for approval of the lights at St. Ignatius Field. This will provide the students with more flexibility in utilizing the field and the school's other athletic facilities and will allow games to start at later times. Keeping students closer to campus and allowing greater use of the field will ease the travel burden on students (who, otherwise, would have to travel significant distances to practice) and foster a much stronger sense of community. This is something that both the students and the school community greatly need, particularly during these difficult times.

The San Francisco Planning Commission voted 6 to 1 in favor of this approval in July and the process has been underway for over seven years. Please consider the students who will be impacted by this addition to our field sports program and the impacts it will have on the positive development of young lives.

Please vote yes and approve the lights at St. Ignatius Field.

Best regards,

Andrea Winther
1982 10th Avenue
San Francisco, CA 94116

From:	Elias Gutierrez
To:	Yee, Norman (BOS); Board of Supervisors, (BOS)
Cc:	Haney, Matt (BOS); MandelmanStaff, [BOS]; Peskin, Aaron (BOS); Mar, Gordon (BOS); Preston, Dean (BOS); Fewer, Sandra (BOS); Safai, Ahsha (BOS); Ronen, Hillary; Stefani, Catherine (BOS); Walton, Shamann (BOS)
Subject:	Email Letter of Support of Lighting at Saint Ignatius H.S. -File No. 200992 and 200996
Date:	Sunday, October 4, 2020 7:48:37 PM

This message is from outside the City email system. Do not open links or attachments from untrusted sources.

October 4, 2020

President Norman Yee
and Members of the San Francisco Board of Supervisors
City Hall
1 Dr. Carlton B. Goodlett Place, Room 244
San Francisco, CA 94102-4689

VIA EMAIL

Re: Lights at St. Ignatius Field File No. 200992 and 200996

Dear Commissioners:

I have lived in San Francisco for almost 55 years, and in that time I have been able to participate and enjoy all the recreational activities afforded to the city's residents. San Francisco's climate allows for kids and adults to partake in sports all year round with the only drawback (besides the fog) being the lack of lighting in the evenings at our fields. As a boy growing up in the Richmond District, I participated in team sports throughout the school year and summer, playing until forced to call it a day at dusk. Now as a 20 year resident of the Sunset District and parent of a high schooler at Saint Ignatius College Prep, I am happy to know that the school is considering the installation of lighting at it's fields. This will benefit my son, some of my neighbor's kids, and other San Francisco kids as they will be able to play longer and in safer conditions under lights.

I'm writing in strong support for the approval of lights at St. Ignatius Field in order to create more options for student athletes and also to allow St. Ignatius to implement a later start time in accordance to CA State law. There are fewer spaces for students to practice field sports in San Francisco and allowing Saint Ignatius to build these lights will keep students closer to the campus rather than traveling great distances to practice.

St. Ignatius College Preparatory has been an excellent center of learning not just to take tests and get good grades but to be in service to others. Many of those lessons are learned through the shared experience on the field. Even the students who participate as spectators gain a strong feeling of community by supporting their friends and fellow classmates.

Please vote YES! to the lights at St. Ignatius Field and thank you for your consideration.

Sincerely,

Esteban Elias Gutierrez
2219 34th Ave
San Francisco CA 94116
sfwindsurfer@yahoo.com

From:	Santino Franco "23
To:	Yee, Norman (BOS)
Cc:	Board of Supervisors, (BOS); Haney, Matt (BOS); MandelmanStaff, [BOS]; Peskin, Aaron (BOS); gordan.mar@sfgov.org; Fewer, Sandra (BOS); Preston, Dean (BOS); Safai, Ahsha (BOS); Stefani, Catherine (BOS); Walton, Shamann (BOS)
Subject:	Lights at St. Ignatius Field File No. F200992 and 200996
Date:	Sunday, October 4, 2020 8:16:11 PM

This message is from outside the City email system. Do not open links or attachments from untrusted sources.

October 4, 2020

President Norman Yee and Members of the San Francisco Board of Supervisors
City Hall
1 Dr. Carlton B. Goodlett Place, Room 244
San Francisco, CA 94102-4689

Re: Lights at St. Ignatius Field File No. F200992 and 200996

Dear Supervisor Norman Yee,

My name is Santino Franco, and I am a sophomore at Saint Ignatius. I have lived in San Francisco my entire life and specifically in your district for 15 years. I have been playing football & baseball at SI since my freshman year. I'm on the field six days a week for practice or games. The addition of the lights to the field will make a world of a difference, not only for student athletes like me but for the rest of the student body and the school community as a whole.

I'm writing in **strong support** for approval of lights at St. Ignatius Field in order to create more options for student athletes, and also to allow St. Ignatius to implement a later start time in accordance with CA State law.

There are fewer and fewer spaces for students to practice field sports in San Francisco and allowing SI to install these lights will keep students closer to the campus rather than traveling great distances to practice. The addition of these lights would keep us all safer.

St. Ignatius College Preparatory has been an excellent center of learning for many years. It's a place kids can grow academically, socially, and in their service to others. Many of the lessons they learn are through the experiences they have together on the sports field. Even the students who participate as spectators gain a strong feeling of community by supporting their friends and fellow classmates.

I was on the call in support of the lights when the San Francisco Planning Commission voted 6 to 1 in favor of this approval in July. What an educational moment for me to see how things get done. Please consider all the students who will be impacted by this addition to our field sports program and the impacts it will have on the positive development of our young lives.

Please vote **YES**! to the lights at St. Ignatius Field and thank you for your consideration.

Sincerely,

Santino Franco
2279 18th Avenue
San Francisco, CA 94116
sfranco23@siprep.org

From: Monlisa Yu
To: Board of Supervisors, (BOS)
Subject: Lights at St. Ignatius Field File No. F200992 and 200996
Date: Sunday, October 4, 2020 8:34:19 PM

This message is from outside the City email system. Do not open links or attachments from untrusted sources.

Members of the San Francisco Board of Supervisors
City Hall
1 Dr. Carlton B. Goodlett Place, Room 244
San Francisco, CA 94102-4689

Dear Honorable Supervisors,

I'm writing in strong support for approval of lights at St. Ignatius Field in order to create more options for student athletes and also to allow St. Ignatius to implement a later start time in accordance with CA State law.

There are fewer and fewer spaces for students to practice field sports in San Francisco and allowing SI to install these lights will keep students closer to the campus rather than traveling great distances to practice. St. Ignatius College Preparatory has been an excellent center of learning not just to take tests and excel academically but to be in service to others.

Please vote YES! to the lights at St. Ignatius Field and thank you for your consideration.

Sincerely,

Monlisa Yeung

From: Betsy Sun
To: Yee, Norman (BOS); Haney, Matt (BOS); MandelmanStaff, [BOS]; Peskin, Aaron (BOS); Mar, Gordon (BOS); Preston, Dean (BOS); Fewer, Sandra (BOS); Safai, Ahsha (BOS); Ronen, Hillary; Stefani, Catherine (BOS); Walton, Shamann (BOS); Board of Supervisors, (BOS)
Subject: Lights at St. Ignatius Field File No. F200992 and 200996
Date: Sunday, October 4, 2020 8:42:23 PM

This message is from outside the City email system. Do not open links or attachments from untrusted sources.

October 4, 2020

President Norman Yee
and Members of the San Francisco Board of Supervisors
City Hall
1 Dr. Carlton B. Goodlett Place, Room 244
San Francisco, CA 94102-4689

Re: Lights at St. Ignatius Field File No. F200992 and 200996

Dear Honorable Supervisors:

My name is Betsy Sun and currently a parent of a sophomore at St. Ignatius. All of our families (my in-laws, my parents and us) live in the Sunset district for over 35 years. We've always enjoyed seeing young athletes and students, including my two kids when they were attending West Portal Lutheran School, playing and competing in various sports on the St. Ignatius Field.

I'm writing in strong support for approval of lights at St. Ignatius Field in order to create more options for student athletes and also to allow St. Ignatius to implement a later start time in accordance with CA State law.

There are fewer and fewer spaces for students to practice field sports in San Francisco and allowing SI to install these lights will keep students closer to the campus rather than traveling great distances to practice.

St. Ignatius College Preparatory has been an excellent center of learning not just to take tests and excel academically but to be in service to others. Many of those lessons are learned through the shared experience on the sports field. Even the students who participate as spectators, such as my daughter, gain a strong feeling of community by supporting their friends and fellow classmates.

The San Francisco Planning Commission voted 6 to 1 in favor of this approval in July and the process has been underway for over seven years. Please consider the students who will be impacted by this addition to our field sports program and the impacts it will have on the positive development of young lives.

Please vote YES! to the lights at St. Ignatius Field and thank you for your consideration.

Sincerely,

Betsy Sun

2459 24th Avenue, San Francisco

From:	A Vida
To:	Yee, Norman (BOS); Haney, Matt (BOS); MandelmanStaff, [BOS]; Peskin, Aaron (BOS); Mar, Gordon (BOS); Preston, Dean (BOS); Fewer, Sandra (BOS); Safai, Ahsha (BOS); Ronen, Hillary; Stefani, Catherine (BOS); Walton, Shamann (BOS); Board of Supervisors, (BOS)
Subject:	Lights at St. Ignatius Field File No. F200992 and 200996
Date:	Sunday, October 4, 2020 9:13:54 PM

This message is from outside the City email system. Do not open links or attachments from untrusted sources.

Dear Honorable Supervisors,

My name is Addie V, and I'm a student athlete at St. Ignatius, and I'm 14 years old.

I strongly support the idea to have lights at the St. Ignatius field because I believe that it will increase the opportunities for so many athletes to be outside during this very challenging time, when COVID-19 is keeping us inside.
The lights will also bring the community together when we are able to go back to school, because parents, students and faculty will all be able to watch evening sports games.

Please vote YES! to the lights at St. Ignatius Field and thank you for your consideration.

Sincerely,

Addie V.

P.o. box 471108, San Francisco, CA 94147

addie.vvv@gmail.com

Sent from my iPad

From:	Susan Lindstrom
To:	Yee, Norman (BOS); Haney, Matt (BOS); MandelmanStaff, [BOS]; Peskin, Aaron (BOS); Mar, Gordon (BOS); Preston, Dean (BOS); Fewer, Sandra (BOS); Safai, Ahsha (BOS); Ronen, Hillary; Stefani, Catherine (BOS); Walton, Shamann (BOS); Board of Supervisors, (BOS)
Subject:	Lights at St. Ignatius Field File No. F200992 and 200996
Date:	Sunday, October 4, 2020 9:45:43 PM

This message is from outside the City email system. Do not open links or attachments from untrusted sources.

October 4, 2020

President Norman Yee
and Members of the San Francisco Board of Supervisors
City Hall
1 Dr. Carlton B. Goodlett Place, Room 244
San Francisco, CA 94102-4689

Dear Honorable Supervisors:

My name is Susie Lindstrom and I am a parent of a St. Ignatius student and two other children. I have also been a resident of San Francisco and understand first-hand how challenging it is to find safe, well-lit fields to play sports in San Francisco.

I'm writing in strong support for approval of lights at St. Ignatius Field in order to create more options for student athletes and also to allow St. Ignatius to implement a later start time in accordance with CA State law.

There are fewer and fewer spaces for students to practice field sports in San Francisco and allowing SI to install these lights will keep students closer to the campus rather than traveling great distances to practice.

St. Ignatius College Preparatory has been an excellent center of learning not just to take tests and excel academically but to be in service to others. Many of those lessons are learned through the shared experience on the sports field. Even the students who participate as spectators gain a strong feeling of community by supporting their friends and fellow classmates.

The San Francisco Planning Commission voted 6 to 1 in favor of this approval in July and the process has been underway for over seven years. Please consider the students who will be impacted by this addition to our field sports program and the impacts it will have on the positive development of young lives.

Please vote YES! to the lights at St. Ignatius Field and thank you for your consideration.

Sincerely,

Susie Lindstrom
slindstrom@newrelic.com
susielswims@gmail.com

From:	Helen Casserly
To:	Yee, Norman (BOS)
Cc:	Haney, Matt (BOS); MandelmanStaff, [BOS]; Peskin, Aaron (BOS); Mar, Gordon (BOS); Preston, Dean (BOS); Fewer, Sandra (BOS); Safai, Ahsha (BOS); Ronen, Hillary; Stefani, Catherine (BOS); Walton, Shamann (BOS); Board of Supervisors, (BOS)
Subject:	Re: Lights at St. Ignatius Field File No. F200992 and 200996
Date:	Sunday, October 4, 2020 9:50:50 PM

This message is from outside the City email system. Do not open links or attachments from untrusted sources.

October 4, 2020

President Norman Yee
and Members of the San Francisco Board of Supervisors
City Hall
1 Dr. Carlton B. Goodlett Place, Room 244
San Francisco, CA 94102-4689

Re: Lights at St. Ignatius Field File No. F200992 and 200996

Dear Supervisor Norman Yee:

My name is Helen Casserly and I moved to San Francisco from the Peninsula in March of 2020. I am the parent of a Junior at St. Ignatius College Preparatory. I also have two older children who graduated from this wonderful institution in 2010 and 2014. All three of my children participated in St Ignatius' fantastic athletic offerings. I am an extremely busy small business owner. As a result, I am incredibly grateful to the athletic department at St. Ignatius for the multitude of opportunities to engage my children through sports and further build their community.

I'm writing in strong support for approval of lights at St. Ignatius Field in order to create more options for student athletes and also to allow St. Ignatius to implement a later start time in accordance with CA State law.

There are fewer and fewer spaces for students to practice field sports in San Francisco and allowing SI to install these lights will keep students closer to the campus rather than traveling great distances to practice.

St. Ignatius College Preparatory has been an excellent center of learning not just to take tests and excel academically but to be in service to others. Many of those lessons are learned through the shared experience on the sports field. Even the students who participate as spectators gain a strong feeling of community by supporting their friends and fellow classmates.

The San Francisco Planning Commission voted 6 to 1 in favor of this approval in July and the process has been underway for over seven years. Please consider the students who will be impacted by this addition to our field sports program and the impacts it will have on the positive development of young lives.

Please vote YES! to the lights at St. Ignatius Field and thank you for your consideration.

Sincerely,

Helen Casserly
230 N. Lake Merced Hls, 4B
San Francisco, CA 94132
casserlyhelen@gmail.com

From:	Marina Greenwood
To:	Stefani, Catherine (BOS)
Cc:	Yee, Norman (BOS); Haney, Matt (BOS); MandelmanStaff, [BOS]; Peskin, Aaron (BOS); Mar, Gordon (BOS); Preston, Dean (BOS); Fewer, Sandra (BOS); Safai, Ahsha (BOS); Ronen, Hillary; Walton, Shamann (BOS); Board of Supervisors, (BOS)
Subject:	Lights at St. Ignatius Field File No. F200992 and 200996
Date:	Sunday, October 4, 2020 9:53:26 PM

This message is from outside the City email system. Do not open links or attachments from untrusted sources.

October 4, 2020

Supervisor Catherine Stefani and Members of the San Francisco Board of Supervisors

City Hall

1 Dr. Carlton B. Goodlett Place, Room 244

San Francisco, CA 94102-4689

Re: Lights at St. Ignatius Field File No. F200992 and 200996

Dear Supervisor Stefani,

My name is Marina Greenwood and my son Julian is a freshman at Saint Ignatius College Preparatory. We live on Baker Street in District 2. We have lived in San Francisco for 20 years.

I'm writing in strong support for approval of lights at St. Ignatius Field in order to create more options for student athletes and also to allow St. Ignatius to implement a later start time in accordance with CA State law.

There are fewer and fewer spaces for students to practice field sports in San Francisco and allowing SI to install these lights will keep students closer to the campus rather than traveling great distances to practice.

St. Ignatius College Preparatory has been an excellent center of learning not just to take tests and excel academically but to be in service to others. Many of those lessons are learned through the shared experience on the sports field. as a parent of a student-athlete, I can attest to the invaluable lessons learned on the court, on the field and through camaraderie gained in sports. Even the students who participate as spectators gain a strong feeling of community by supporting their friends and fellow classmates. This also applies to the parent community. Personally for our son, the sports traditions at SI were among the reasons he elected to attend the school.

The San Francisco Planning Commission voted 6 to 1 in favor of this approval in July and the process has been underway for over seven years. Please consider the students who will be impacted by this addition to our field sports program and the impacts it will have on the positive development of young lives.

Please vote YES! to the lights at St. Ignatius Field and thank you for your consideration.

Sincerely,

Marina Greenwood

3340 Baker Street, San Francisco, CA 94123

marina@activapr.com

From:	Sean Lee
To:	Stefani, Catherine (BOS)
Cc:	Yee, Norman (BOS); Haney, Matt (BOS); MandelmanStaff, [BOS]; Peskin, Aaron (BOS); Mar, Gordon (BOS); Preston, Dean (BOS); Fewer, Sandra (BOS); Safai, Ahsha (BOS); Ronen, Hillary; Walton, Shamann (BOS); Board of Supervisors, (BOS)
Subject:	Re: Lights at St. Ignatius Field File No. F200992 and 200996
Date:	Sunday, October 4, 2020 10:03:46 PM

This message is from outside the City email system. Do not open links or attachments from untrusted sources.

Dear Supervisor Stefani or Honorable Supervisors:

My name is Sean Lee, and I have lived in District 2 for over 10 years. I am a proud parent of Peyton Lee, a sophomore at St. Ignatius College Preparatory. I am also a small business owner in San Francisco for the past 10 years. My company, Xterra Solutions, Inc., is a registered Local Business Entity and a Technology Marketplace Supplier with the City and County of San Francisco. I am originally from the Chicagoland area but I've lived in San Francisco for the past 13 years. When I first moved here I never thought I would be able to call San Francisco my home but now I can't imagine calling it anything else. I have grown to love this city like I never thought I could.

I'm writing in strong support for approval of lights at St. Ignatius Field in order to create more options for student athletes and also to allow St. Ignatius to implement a later start time in accordance with CA State law.

There are fewer and fewer spaces for students to practice field sports in San Francisco and allowing SI to install these lights will keep students closer to the campus rather than traveling great distances to practice.

St. Ignatius College Preparatory has been an excellent center of learning not just to take tests and excel academically but to be in service to others. Many of those lessons are learned through the shared experience on the sports field. Even the students who participate as spectators gain a strong feeling of community by supporting their friends and fellow classmates.

The San Francisco Planning Commission voted 6 to 1 in favor of this approval in July and the process has been underway for over seven years. Please consider the students who will be impacted by this addition to our field sports program and the impacts it will have on the positive development of young lives.

Please vote YES! to the lights at St. Ignatius Field and thank you for your consideration.

Sincerely,

Sean Lee
1251 Armistead Rd. Unit D
San Francisco, CA 94129

Sean Lee, Principal Network Architect
415.844.9710 direct | slee@xterrasolutions.com
415.271.3485 mobile

Xterra Solutions, Inc.
311 California Street, Suite 300
San Francisco, CA 94104

From: Tracy Lum
To: Mar, Gordon (BOS)
Cc: Yee, Norman (BOS); Haney, Matt (BOS); MandelmanStaff, [BOS]; Peskin, Aaron (BOS); Preston, Dean (BOS); Fewer, Sandra (BOS); Safai, Ahsha (BOS); Ronen, Hillary; Stefani, Catherine (BOS); Walton, Shamann (BOS); Board of Supervisors, (BOS)
Subject: Lights at St. Ignatius Field File No. F200992 and 200996
Date: Sunday, October 4, 2020 10:27:39 PM

This message is from outside the City email system. Do not open links or attachments from untrusted sources.

10/4/2020

President Norman Yee and Members of the San Francisco Board of Supervisors

City Hall
1 Dr. Carlton B. Goodlett Place, Room 244
San Francisco, CA 94102-4689

Re: Lights at St. Ignatius Field File No. F200992 and 200996

Dear Supervisor Gordon Mar or Honorable Supervisors:

We are Tracy and Marlin Lum and have lived in the neighborhood for over 25 years. We have been at our current residence for over 17 years. As a therapist who specializes in teen mental health and a parent to a teen athlete, we love this neighborhood and the amazing community created by St. Ignatius College Prep High School. Our son learned how to swim through their weekend swimming classes for kids. The school has an amazing sports program and emphasizes the scholar athlete.

I'm writing in strong support for approval of lights at St. Ignatius Field in order to create more options for student athletes and also to allow St. Ignatius to implement a later start time in accordance with CA State law.

There are fewer and fewer spaces for students to practice field sports in San Francisco and allowing SI to install these lights will keep students closer to the campus rather than traveling great distances to practice.

St. Ignatius College Preparatory has been an excellent center of learning not just to take tests and excel academically but to be in service to others. Many of those lessons are learned through the shared experience on the sports field. Even the students who participate as spectators gain a strong feeling of community by supporting their friends and fellow classmates.

The San Francisco Planning Commission voted 6 to 1 in favor of this approval in July and the process has been underway for over seven years. Please consider the

students who will be impacted by this addition to our field sports program and the impacts it will have on the positive development of young lives.

Please vote YES! to the lights at St. Ignatius Field and thank you for your consideration.

Sincerely,

Tracy and Marlin Lum
2042 47th Ave., SF, CA 94116

tracylum3@gmail.com

From: Mary Casserly "22
To: Yee, Norman (BOS)
Cc: Peskin, Aaron (BOS); Safai, Ahsha (BOS); Board of Supervisors, (BOS); Stefani, Catherine (BOS); Preston, Dean (BOS); Mar, Gordon (BOS); Ronen, Hillary; MandelmanStaff, [BOS]; Haney, Matt (BOS); Fewer, Sandra (BOS); Walton, Shamann (BOS)
Subject: Lights at St. Ignatius Field File No. F200992 and 200996
Date: Sunday, October 4, 2020 10:34:06 PM

This message is from outside the City email system. Do not open links or attachments from untrusted sources.

October 4, 2020

President Norman Yee
and Members of the San Francisco Board of Supervisors
City Hall
1 Dr. Carlton B. Goodlett Place, Room 244
San Francisco, CA 94102-4689

Dear Supervisor Norman Yee:

My name is Mary Casserly and I am a Junior at SI. I recently moved from the peninsula to San Francisco in March of 2020. Soccer has always been apart of my life and going into SI I was very excited to play. With a busy schedule, rides have been difficult since most practices are before sun set. With that said, the lights at Fairmont would change and relieve stress on my busy schedule and allow me more time on campus with my SI community.

I'm writing in strong support for approval of lights at St. Ignatius Field in order to create more options for student athletes and also to allow St. Ignatius to implement a later start time in accordance with CA State law.

There are fewer and fewer spaces for students to practice field sports in San Francisco and allowing SI to install these lights will keep students closer to the campus rather than traveling great distances to practice.

St. Ignatius College Preparatory has been an excellent center of learning not just to take tests and excel academically but to be in service to others. Many of those lessons are learned through the shared experience on the sports field. Even the students who participate as spectators gain a strong feeling of community by supporting their friends and fellow classmates.

The San Francisco Planning Commission voted 6 to 1 in favor of this approval in July and the process has been underway for over seven years. Please consider the students who will be impacted by this addition to our field sports program and the impacts it will have on

the positive development of young lives.

Please vote YES! to the lights at St. Ignatius Field and thank you for your consideration.

Mary Casserly
230 N. Lake Merced Hills 4B
San Francisco, CA 94132
mcasserly22@siprep.org

From:	Lola Cerchiai "22
To:	Stefani, Catherine (BOS)
Cc:	Yee, Norman (BOS); Haney, Matt (BOS); MandelmanStaff, [BOS]; Peskin, Aaron (BOS); Mar, Gordon (BOS); Preston, Dean (BOS); Fewer, Sandra (BOS); Safai, Ahsha (BOS); Ronen, Hillary; Walton, Shamann (BOS); Board of Supervisors, (BOS)
Subject:	Field Lights at St. Ignatius
Date:	Sunday, October 4, 2020 10:56:21 PM

This message is from outside the City email system. Do not open links or attachments from untrusted sources.

Dear Supervisor Stefani or Honorable Supervisors,

My name is Lola Cerchiai and I am a junior at St. Ignatius High School. I have lived in the Inner Richmond district in San Francisco for 16 years. My dad was born in San Francisco as well, and also attended St. Ignatius. I am a year round athlete and I enjoy playing lacrosse, soccer, and field hockey.

I am writing in strong support for approval of lights at St. Ignatius Field in order to create more options for student athletes and also allow St. Ignatius to implement a later start time in accordance with CA state law.

There are fewer and fewer spaces for students to practice field sports in San Francisco and allowing SI to install these lights will keep students closer to the campus rather than traveling great distances to practice.

St. Ignatius College Preparatory has been an excellent center of learning not just to take tests and excel academically but to be in service for others. Many of those lessons are learned through the shared experience on the sports field. Even the students who participate as spectators gain a strong feeling of community by supporting their friends and fellow classmates.

The San Francisco Planning Commission voted 6 to 1 in favor of this approval in July and the process has been underway for over 7 years. Please consider the students who will be impacted by this addition to our field sports program and the impacts it will have on the positive development of young lives.

Please vote YES! to the lights at St. Ignatius Field and thank you for your consideration.

Sincerely,
Lola Cerchiai
142 2nd Avenue
San Francisco, CA 94118
lcerchiai22@siprep.org

From:	Sonali Herrera
To:	Yee, Norman (BOS)
Cc:	Haney, Matt (BOS); MandelmanStaff, [BOS]; Peskin, Aaron (BOS); Mar, Gordon (BOS); Preston, Dean (BOS); Fewer, Sandra (BOS); Safai, Ahsha (BOS); Ronen, Hillary; Stefani, Catherine (BOS); Walton, Shamann (BOS); Board of Supervisors, (BOS)
Subject:	Re: Lights at St. Ignatius Field File No. F200992 and 200996
Date:	Sunday, October 4, 2020 11:58:02 PM

This message is from outside the City email system. Do not open links or attachments from untrusted sources.

October 4, 2020

President Norman Yee
and Members of the San Francisco Board of Supervisors
City Hall
1 Dr. Carlton B. Goodlett Place, Room 244
San Francisco, CA 94102-4689

Re: Lights at St. Ignatius Field File No. F200992 and 200996

Dear Supervisor Honorable Supervisors:

My name is Sonali Herrera and I've lived in the district for the past 17 years. I love living in this community and have raised two wonderful kids here as well. One of the highlights is frequenting our local shops and restaurants where many of the owners are also fellow parents. Especially now, it's important for us to continue to support each other to ensure our community thrives.

I'm writing in strong support for approval of lights at St. Ignatius Field in order to create more options for student athletes and also to allow St. Ignatius to implement a later start time in accordance with CA State law.

There are fewer and fewer spaces for students to practice field sports in San Francisco and allowing SI to install these lights will keep students closer to the campus rather than traveling great distances to practice.

St. Ignatius College Preparatory has been an excellent center of learning not just to take tests and excel academically but to be in service to others. Many of those lessons are learned through the shared experience on the sports field. Even the students who participate as spectators gain a strong feeling of community by supporting their friends and fellow classmates.

The San Francisco Planning Commission voted 6 to 1 in favor of this approval in July and the process has been underway for over seven years. Please consider the students who will be impacted by this addition to our field sports program and the impacts it will have on the positive development of young lives.

Please vote YES! to the lights at St. Ignatius Field and thank you for your consideration.

Sincerely,

Sonali Herrera
111 Dellbrook Avenue, SF, CA 94131
sonaliherrera@yahoo.com

From:	Christina
To:	Yee, Norman (BOS); Haney, Matt (BOS); MandelmanStaff, [BOS]; Peskin, Aaron (BOS); Mar, Gordon (BOS); Preston, Dean (BOS); Fewer, Sandra (BOS); Safai, Ahsha (BOS); Ronen, Hillary; Stefani, Catherine (BOS); Walton, Shamann (BOS); Board of Supervisors, (BOS)
Subject:	Lights at St. Ignatius Field File No. F200992 and 200996
Date:	Sunday, October 4, 2020 11:58:13 PM

This message is from outside the City email system. Do not open links or attachments from untrusted sources.

President Norman Yee
and Members of the San Francisco Board of Supervisors
City Hall
1 Dr. Carlton B. Goodlett Place, Room 244
San Francisco, CA 94102-4689

Re: Lights at St. Ignatius Field File No. F200992 and 200996

Honorable Supervisors:

My name is Christina Sherman & I've been a resident in the Mission practically all my life (almost 40 years now). I am a parent of a St. Ignatius College Prep senior who also participates on the football team.

I'm writing in strong support for approval of lights at St. Ignatius Field in order to create more options for student athletes and also to allow St. Ignatius to implement a later start time in accordance with CA State law.

There are fewer and fewer spaces for students to practice field sports in San Francisco and allowing SI to install these lights will keep students closer to the campus rather than traveling great distances to practice.

St. Ignatius College Preparatory has been an excellent center of learning not just to take tests and excel academically but to be in service to others. Many of those lessons are learned through the shared experience on the sports field. Even the students who participate as spectators gain a strong feeling of community by supporting their friends and fellow classmates.

The San Francisco Planning Commission voted 6 to 1 in favor of this approval in July and the process has been underway for over seven years. Please consider the students who will be impacted by this addition to our field sports program and the impacts it will have on the positive development of young lives.

Please vote YES! to the lights at St. Ignatius Field and thank you for your consideration.

Sincerely,

Christina Sherman
1492 Valencia Street, SF
Email: crsteena415@yahoo.com

From:	Alfred Ugaitafa Jr
To:	Yee, Norman (BOS); Haney, Matt (BOS); MandelmanStaff, [BOS]; Peskin, Aaron (BOS); Mar, Gordon (BOS); Preston, Dean (BOS); Fewer, Sandra (BOS); Safai, Ahsha (BOS); Ronen, Hillary; Stefani, Catherine (BOS); Walton, Shamann (BOS); Board of Supervisors, (BOS)
Subject:	Lights at St. Ignatius Field File No. F200992 and 200996
Date:	Monday, October 5, 2020 12:14:32 AM

This message is from outside the City email system. Do not open links or attachments from untrusted sources.

Dear Supervisor Ronen and Members of the San Francisco Board of Supervisors,

My name is Alfred Ugaitafa Jr. & I am and have been a resident of District 9 all 18 years of my life & a current City College student. My younger brother is a St. Ignatius senior.

I'm writing in strong support for approval of lights at St. Ignatius Field. Last year, my brother had to travel to so many other locations in order to practice and it was so hard for him and our family. Allowing these lights will keep students closer to school which would be safer for them.

St. Ignatius is a great community of not just academics, but also allows them to be apart of extracurricular sports activities and more.

The SF Planning Commission voted 6 to 1 in favor of this approval in July and the process has been underway for over seven years. Please consider the students and the positive impact it makes in their lives.

Please vote YES to the lights at SI Field and thank you for your consideration.

Regards,

Alfred Ugaitafa Jr.
1492 Valencia Street, SF
Email: aj.ugaitafa1213@gmail.com

From:	Alfred Ugaitafa
To:	Yee, Norman (BOS); Haney, Matt (BOS); MandelmanStaff, [BOS]; Peskin, Aaron (BOS); Mar, Gordon (BOS); Preston, Dean (BOS); Fewer, Sandra (BOS); Safai, Ahsha (BOS); Ronen, Hillary; Stefani, Catherine (BOS); Walton, Shamann (BOS); Board of Supervisors, (BOS)
Subject:	Lights at St. Ignatius Field File No. F200992 and 200996
Date:	Monday, October 5, 2020 12:30:38 AM

This message is from outside the City email system. Do not open links or attachments from untrusted sources.

Dear Honorary Supervisors :

My name is Alfred Ugaitafa Sr.. I have a senior at St Ignatius. I live and work as a carpenter in San Francisco.

I'm writing in strong support for approval of lights at St. Ignatius Field. Theres not many places the students can go too for practice and the lights will let them be able to stay at the campus. This will be safer for the students to keep them from having to travel all over the place to find a spot where they can practice as a team.

Please consider the students who are the ones impacted by this and the huge benefit this provides them in safety and security while they play sports.

Please vote YES to the lights at St. Ignatius Field.

Thank you for your consideration,

Alfred Ugaitafa
1492 Valencia Street, SF
Email: alfredugaitafa@gmail.com

From:	siaki hunkin
To:	Yee, Norman (BOS); Haney, Matt (BOS); MandelmanStaff, [BOS]; Peskin, Aaron (BOS); Mar, Gordon (BOS); Preston, Dean (BOS); Fewer, Sandra (BOS); Safai, Ahsha (BOS); Ronen, Hillary; Stefani, Catherine (BOS); Walton, Shamann (BOS); Board of Supervisors, (BOS)
Subject:	Lights at St. Ignatius Field File No. F200992 and 200996
Date:	Monday, October 5, 2020 12:48:22 AM

This message is from outside the City email system. Do not open links or attachments from untrusted sources.

10/05/2020

President Norman Yee
and Members of the San Francisco Board of Supervisors
City Hall
1 Dr. Carlton B. Goodlett Place, Room 244
San Francisco, CA 94102-4689

Dear Supervisor Hillary Ronen,

My name is Siaki Hunkin and I come from a long line of Polynesian's that migrated to the San Francisco over the years. My grandparents purchased a house in District 9 / Bernal Heights in 1961 @ 344 Bocana St near Holy Park. I've lived at this house for about 38 years of my 42 years on this earth. Growing up, me and my siblings were limited on options back then because our parents were working 2-3 jobs nonstop to make sure we had a roof over our heads and food in our stomachs. Our sports were 2 hand touch football in the street where the cars were out of bounds and the light poles were our endzones. Our parents never took us to sports events and the only schools we knew were Horace Mann, Burbank, Denman, Balboa and Mission. Our lives changed when we were able to send our son to St. Ignatius Highschool. With a lot of help we were able to send him there and open up limitless opportunities that we never thought were possible. His sophomore year he was moved up to Varsity for football and took part in a game known as the Bruce Mahoney Game at Kezar under the lights. That night under the lights with my family and friends there watching my son play is a memory I will never forget. Seeing all those people from both sides watching a high school football game was unbelievable,

I’m writing this email on behalf of me and my family in strong support for approval of lights at St. Ignatius Field in order to create not only more options, but more memories for student athletes and also to allow St. Ignatius to implement a later start time in accordance with CA State law.

There are fewer and fewer spaces for students to practice field sports in San Francisco and allowing SI to install these lights will keep students closer to the campus rather than traveling great distances to practice.

St. Ignatius College Preparatory has been an excellent center of learning not just to take tests and excel academically but to be in service to others. Many of those

lessons are learned through the shared experience on the sports field. Even the students who participate as spectators gain a strong feeling of community by supporting their friends and fellow classmates. I've played and coached sports more than 20 years and the bond created through sports is a bond that can never be broken.

The San Francisco Planning Commission voted 6 to 1 in favor of this approval in July and the process has been underway for over seven years. Please consider the students who will be impacted by this addition to our field sports program and the impacts it will have on the positive development of young lives.

Please vote YES! to the lights at St. Ignatius Field and thank you for your consideration.

Sincerely,

Siaki Hunkin
344 Bocana St San Francisco Ca, 94110
siakihunkin@hotmail.com

From:	Peggy OBrien
To:	Yee, Norman (BOS); Haney, Matt (BOS); MandelmanStaff, [BOS]; Peskin, Aaron (BOS); Mar, Gordon (BOS); Preston, Dean (BOS); Fewer, Sandra (BOS); Safai, Ahsha (BOS); Ronen, Hillary; Stefani, Catherine (BOS); Walton, Shamann (BOS); Board of Supervisors, (BOS)
Cc:	nharlan@siprep.org
Subject:	Lights at St. Ignatius Field File No. F200992 and 200996
Date:	Monday, October 5, 2020 12:54:24 AM

This message is from outside the City email system. Do not open links or attachments from untrusted sources.

President Norman Yee
and Members of the San Francisco Board of Supervisors
City Hall
1 Dr. Carlton B. Goodlett Place, Room 244
San Francisco, CA 94102-4689

Re: Lights at St. Ignatius Field File No. F200992 and 200996

Dear Honorable Supervisors:

COVID 19 has taught us many lessons. One of those lessons is that we should never take for granted outside facilities that allow us to gather safely. The isolation of this pandemic has been especially difficult for the children of The City. They are unable to attend school and develop important relationships with teachers and classmates. Playing sports outside is the one way they have been able to safely interact with each other. Field space has always been in high demand, and even more so now during this pandemic. Extended hours on the SI field will help afford more students the opportunity to participate in healthy activities.

When we finally see the end of this pandemic, a lighted field at SI will continue to be an asset to the community. SI has long been a San Franciscan institution that operates in a respectful and responsible manner, and I am confident that they will manage the lighted field according to the new regulations.

Please do not miss this opportunity to do something beneficial for these student athletes.

Sincerely,

Peggy O'Brien, SI Parent

From:	Jon Krabbenschmidt
To:	Yee, Norman (BOS); Haney, Matt (BOS); MandelmanStaff, [BOS]; Peskin, Aaron (BOS); Mar, Gordon (BOS); Preston, Dean (BOS); Fewer, Sandra (BOS); Safai, Ahsha (BOS); Ronen, Hillary; Stefani, Catherine (BOS); Walton, Shamann (BOS); Board of Supervisors, (BOS)
Subject:	Lights at St. Ignatius Field File No. F200992 and 200996
Date:	Monday, October 5, 2020 6:50:53 AM

This message is from outside the City email system. Do not open links or attachments from untrusted sources.

10/04/2020

President Norman Yee
and Members of the San Francisco Board of Supervisors
City Hall
1 Dr. Carlton B. Goodlett Place, Room 244
San Francisco, CA 94102-4689

Re: Lights at St. Ignatius Field File No. F200992 and 200996

Dear Honorable Supervisors:

My Name is Jon Krabbenschmidt. Though I do not live in San Francisco, I have a son who is currently a freshman at St. Ignatius, and a son who was in the class of 2012. In addition, I have many friends with children in St. Ignatius as well as many friends who went to St. Ignatius.

I am writing in strong support for approval of lights at St. Ignatius Field in order to create more options for student athletes and also to allow St. Ignatius to implement a later start time in accordance with CA State law.

There are fewer and fewer spaces for students to practice field sports in San Francisco and allowing SI to install these lights will keep students closer to the campus rather than traveling great distances to practice.

St. Ignatius College Preparatory has been an excellent center of learning not just to take tests and excel academically but to be in service to others. Many of those lessons are learned through the shared experience on the sports field. Even the students who participate as spectators gain a strong feeling of community by supporting their friends and fellow classmates.

The San Francisco Planning Commission voted 6 to 1 in favor of this approval in July and the process has been underway for over seven years. Please consider the students who will be impacted by this addition to our field sports program and the impacts it will have on the positive development of young lives.

Please vote YES! to the lights at St. Ignatius Field and thank you for your

consideration.

Sincerely,

Jon Krabbenschmidt
1401 Alamo Street
Montara, CA 94037
(650) 539-4993
jon@krabbenschmidt.com

--
Jon Krabbenschmidt
PO Box 657
Moss Beach, CA 94038
650-539-4993
https://www.linkedin.com/in/jonkrabbenschmidt

From:	Karen Gemmill
To:	Peskin, Aaron (BOS); Board of Supervisors, (BOS)
Cc:	Michael Gemmill
Subject:	Lights at St. Ignatius Field File No. F200992 and 200996
Date:	Monday, October 5, 2020 6:51:42 AM

This message is from outside the City email system. Do not open links or attachments from untrusted sources.

Dear Aaron Peskin and Honorable Supervisors:

My husband Michael and I have been a residents of the North Beach neighborhood of San Francisco for over 20 years and we are proud to be raising our family here. Our oldest son is now attending Saint Ignatius High School in the sunset district and plays on their football team.

I'm writing in strong support for approval of lights at St. Ignatius Field in order to create more options for student athletes and also to allow St. Ignatius to implement a later start time in accordance with CA State law.

There are fewer and fewer spaces for students to practice field sports in San Francisco and allowing SI to install these lights will keep students closer to the campus rather than traveling great distances to practice.

St. Ignatius College Preparatory has been an excellent center of learning not just to take tests and excel academically but to be in service to others. Many of those lessons are learned through the shared experience on the sports field. Even the students who participate as spectators gain a strong feeling of community by supporting their friends and fellow classmates.

The San Francisco Planning Commission voted 6 to 1 in favor of this approval in July and the process has been underway for over seven years. Please consider the students who will be impacted by this addition to our field sports program and the impacts it will have on the positive development of young lives.

Please vote YES! to the lights at St. Ignatius Field and thank you for your consideration.

Sincerely,

Karen Gemmill
543 Chestnut Street

Karengemmill@gmail.com

From:	Rachel Quilici
To:	Yee, Norman (BOS); Haney, Matt (BOS); MandelmanStaff, [BOS]; Peskin, Aaron (BOS); Mar, Gordon (BOS); Preston, Dean (BOS); Fewer, Sandra (BOS); Safai, Ahsha (BOS); Ronen, Hillary; Stefani, Catherine (BOS); Walton, Shamann (BOS); Board of Supervisors, (BOS)
Subject:	Please vote YES to the lights at St. Ignatius Field!
Date:	Monday, October 5, 2020 7:03:54 AM

This message is from outside the City email system. Do not open links or attachments from untrusted sources.

President Norman Yee
and Members of the San Francisco Board of Supervisors
City Hall
1 Dr. Carlton B. Goodlett Place, Room 244
San Francisco, CA 94102-4689

Re: Lights at St. Ignatius Field File No. F200992 and 200996

Dear Honorable Supervisors:

I'm an involved parent in the St. Ignatius Community: my son is a current sophomore, my father-in-law is an SI alum, and our 8th grade daughter will be applying to SI for high school this year.

I'm writing in strong support for approval of lights at St. Ignatius Field in order to create more options for student athletes and also to allow St. Ignatius to implement a later start time in accordance with CA State law.

There are fewer and fewer spaces for students to practice field sports in San Francisco and allowing SI to install these lights will keep students closer to the campus rather than traveling great distances to practice.

St. Ignatius College Preparatory has been an excellent center of learning not just to take tests and excel academically but to be in service to others. Many of those lessons are learned through the shared experience on the sports field. Even the students who participate as spectators gain a strong feeling of community by supporting their friends and fellow classmates.

The San Francisco Planning Commission voted 6 to 1 in favor of this approval in July and the process has been underway for over seven years. Please consider the students who will be impacted by this addition to our field sports program and the impacts it will have on the positive development of young lives.

Please vote YES! to the lights at St. Ignatius Field and **thank you for your consideration**.

Sincerely,

Rachel Quilici
rachel_m_lee@yahoo.com
415.218.5935

From:	Monica Syler
To:	Yee, Norman (BOS); Haney, Matt (BOS); MandelmanStaff, [BOS]; Peskin, Aaron (BOS); Mar, Gordon (BOS); Preston, Dean (BOS); Fewer, Sandra (BOS); Safai, Ahsha (BOS); Ronen, Hillary; Stefani, Catherine (BOS); Walton, Shamann (BOS); Board of Supervisors, (BOS)
Subject:	Lights at St. Ignatius Field File No. F200992 and 200996
Date:	Monday, October 5, 2020 7:17:17 AM

This message is from outside the City email system. Do not open links or attachments from untrusted sources.

Dear Honorable Supervisors of San Francisco,

I am a resident of the Outer Sunset and a parent of a student at St. Ignatius College Preparatory.

I'm writing in strong support for approval of lights at St. Ignatius Field in order to create more options for student athletes and also to allow St. Ignatius to implement a later start time in accordance with CA State law.

There are fewer and fewer spaces for students to practice field sports in San Francisco and allowing SI to install these lights will keep students closer to the campus rather than traveling great distances to practice.

St. Ignatius College Preparatory has been an excellent center of learning not just to take tests and excel academically but to be in service to others. Many of those lessons are learned through the shared experience on the sports field. Even the students who participate as spectators gain a strong feeling of community by supporting their friends and fellow classmates.

The San Francisco Planning Commission voted 6 to 1 in favor of this approval in July and the process has been underway for over seven years. Please consider the students who will be impacted by this addition to our field sports program and the impacts it will have on the positive development of young lives.

Please vote YES! to the lights at St. Ignatius Field and thank you for your consideration.

Thank you and God Bless.

Monica Syler

From:	Jim Ruane
To:	Yee, Norman (BOS); Haney, Matt (BOS); MandelmanStaff, [BOS]; Peskin, Aaron (BOS); Mar, Gordon (BOS); Preston, Dean (BOS); Fewer, Sandra (BOS); Safai, Ahsha (BOS); Ronen, Hillary; Stefani, Catherine (BOS); Walton, Shamann (BOS); Board of Supervisors, (BOS)
Cc:	nharlan@siprep.org
Subject:	Lights at St. Ignatius Field File No. F200992 and 200996
Date:	Monday, October 5, 2020 7:24:38 AM

This message is from outside the City email system. Do not open links or attachments from untrusted sources.

10/5/20

President Norman Yee
and Members of the San Francisco Board of Supervisors
City Hall
1 Dr. Carlton B. Goodlett Place, Room 244
San Francisco, CA 94102-4689

Re: Lights at St. Ignatius Field File No. F200992 and 200996

Dear Honorable Supervisors:

I am a graduate of St. Ignatius and I played football during my time at SI. I also have two sons currently attending St. Ignatius and one of them is looking forward to playing football. I'm writing in strong support for approval of lights at St. Ignatius Field in order to create more options for student athletes and also to allow St. Ignatius to implement a later start time in accordance with CA State law.

There are fewer and fewer spaces for students to practice field sports in San Francisco and allowing SI to install these lights will keep students closer to the campus rather than traveling great distances to practice.

St. Ignatius College Preparatory has been an excellent center of learning not just to take tests and excel academically but to be in service to others. Many of those lessons are learned through the shared experience on the sports field. Even the students who participate as spectators gain a strong feeling of community by supporting their friends and fellow classmates.

The San Francisco Planning Commission voted 6 to 1 in favor of this approval in July and the process has been underway for over seven years. Please consider the students who will be impacted by this addition to our field sports program and the impacts it will have on the positive development of young lives.

Please vote YES! to the lights at St. Ignatius Field and thank you for your consideration.

Sincerely,

James M. Ruane
1226 Shafter Street
San Mateo, CA 94402
jr@pjruane.com

From: Maria Weydemuller
To: Fewer, Sandra (BOS)
Cc: Yee, Norman (BOS); Haney, Matt (BOS); MandelmanStaff, [BOS]; Peskin, Aaron (BOS); Mar, Gordon (BOS); Preston, Dean (BOS); Safai, Ahsha (BOS); Ronen, Hillary; Stefani, Catherine (BOS); Walton, Shamann (BOS); Board of Supervisors, (BOS)
Subject: Lights at St. Ignatius Field File No. F200992 and 200996
Date: Monday, October 5, 2020 8:15:04 AM

This message is from outside the City email system. Do not open links or attachments from untrusted sources.

Lights at St. Ignatius Field File No. F200992 and 200996

Dear Supervisor Fewer and Honorable Supervisors of the Board of Supervisors:

I have lived in the Richmond District for over 14 years. I am the parent of three boys, including a current St. Ignatius Freshman and the step-mom of a recent St. Ignatius graduate, last year's WCAL player of the year, Teddye Buchanan. The one thing that Teddye missed from his high school football experience was being able to play under his school's own lights. This is a source of pride for high school football players that cannot be understated.

I'm writing in strong support for approval of lights at St. Ignatius Field in order to create more options for student athletes and also to allow St. Ignatius to implement a later start time in accordance with CA State law.

There are fewer and fewer spaces for students to practice field sports in San Francisco and allowing SI to install these lights will keep students closer to the campus rather than traveling great distances to practice. This is even more important now with Covid-19 to have more space to provide our youth the ability to still exercise and play sports as the lights allows the use of the field for longer so more games/practices/sporting events can be scheduled in a given day - giving more kids opportunities to be outside, getting exercise.

St. Ignatius College Preparatory has been an excellent center of learning not just to take tests and excel academically but to be in service to others. Many of those lessons are learned through the shared experience on the sports field. Even the students who participate as spectators gain a strong feeling of community by supporting their friends and fellow classmates.

The San Francisco Planning Commission voted 6 to 1 in favor of this approval in July and the process has been underway for over seven years. Please consider the students who will be impacted by this addition to our field sports program and the impacts it will have on the positive development of young lives.

Please vote YES! to the lights at St. Ignatius Field and thank you for your consideration.

Sincerely,

Maria Weydemuller
622A 23rd Ave, SF CA 94121
mweydemuller@yahoo.com

From:	Joyce Nazarethian
To:	Yee, Norman (BOS); Haney, Matt (BOS); MandelmanStaff, [BOS]; Peskin, Aaron (BOS); Mar, Gordon (BOS); Preston, Dean (BOS); Fewer, Sandra (BOS); Safai, Ahsha (BOS); Ronen, Hillary; Stefani, Catherine (BOS); Walton, Shamann (BOS); Board of Supervisors, (BOS)
Subject:	Re: Lights at St. Ignatius Field File No. F200992 and 200996
Date:	Monday, October 5, 2020 8:31:08 AM

This message is from outside the City email system. Do not open links or attachments from untrusted sources.

President Norman Yee
and Members of the San Francisco Board of Supervisors
City Hall
1 Dr. Carlton B. Goodlett Place, Room 244
San Francisco, CA 94102-4689

Re: Lights at St. Ignatius Field File No. F200992 and 200996

Dear Honorable Supervisors:

My husband and I both grew up in San Francisco, specifically the Sunset District and both attended Elementary School and High School in the Sunset District. We currently still live here and love raising our boys in this neighborhood and city.

We are writing in strong support for approval of lights at St. Ignatius Field in order to create more options for student athletes and also to allow St. Ignatius to implement a later start time in accordance with CA State law.

There are fewer and fewer spaces for students to practice field sports in San Francisco and allowing SI to install these lights will keep students closer to the campus rather than traveling great distances to practice.

St. Ignatius College Preparatory has been an excellent center of learning not just to take tests and excel academically but to be in service to others. Many of those lessons are learned through the shared experience on the sports field. Even the students who participate as spectators gain a strong feeling of community by supporting their friends and fellow classmates.

The San Francisco Planning Commission voted 6 to 1 in favor of this approval in July and the process has been underway for over seven years. Please consider the students who will be impacted by this addition to our field sports program and the impacts it will have on the positive development of young lives.

Please vote YES! to the lights at St. Ignatius Field and thank you for your consideration.

Sincerely,

Joyce and Sett Nazarethian
510 Crestlake Drive
San Francisco
joycenaz@comcast.net

From:	Marina Hegstrom
To:	Yee, Norman (BOS); Haney, Matt (BOS); MandelmanStaff, [BOS]; Peskin, Aaron (BOS); Mar, Gordon (BOS); Preston, Dean (BOS); Fewer, Sandra (BOS); Safai, Ahsha (BOS); Ronen, Hillary; Stefani, Catherine (BOS); Walton, Shamann (BOS); Board of Supervisors, (BOS)
Subject:	Saint Ignatius Lights!
Date:	Monday, October 5, 2020 8:35:39 AM

This message is from outside the City email system. Do not open links or attachments from untrusted sources.

President Norman Yee
and Members of the San Francisco Board of Supervisors
City Hall
1 Dr. Carlton B. Goodlett Place, Room 244
San Francisco, CA 94102-4689

Re: Lights at St. Ignatius Field File No. F200992 and 200996

Dear Honorable Supervisors:

I am a mother and supporter of the St Ignatius Community. I moved to the city with my husband in 2001 and have always loved and supported our great city. We now have two children our oldest who attends and plays football at SI.

I'm writing in strong support for approval of lights at St. Ignatius Field in order to create more options for student athletes and also to allow St. Ignatius to implement a later start time in accordance with CA State law.

There are fewer and fewer spaces for students to practice field sports in San Francisco and allowing SI to install these lights will keep students closer to the campus rather than traveling great distances to practice.

Football and the community that supports the team are an important part of our families experience at SI. When my son started playing last year the friendships he made and the comradery that were built were invaluable to his adjustment to a new school. The ability for more children to be able to meet and play together that the lights would provide are so very important to our children....Especially after all of the time that they have spent isolated due to Covid 19.

The San Francisco Planning Commission voted 6 to 1 in favor of this approval in July and the process has been underway for over seven years. Please consider the students who will be impacted by this addition to our field sports program and the impacts it will have on the positive development of young lives.

Please vote YES! to the lights at St. Ignatius Field and thank you for your consideration.

Sincerely,

Marina Hegstrom

From: margaret kelley
To: Yee, Norman (BOS); Haney, Matt (BOS); MandelmanStaff, [BOS]; Peskin, Aaron (BOS); Mar, Gordon (BOS); Preston, Dean (BOS); Fewer, Sandra (BOS); Safai, Ahsha (BOS); Ronen, Hillary; Stefani, Catherine (BOS); Walton, Shamann (BOS); Board of Supervisors, (BOS)
Subject: Lights at St. Ignatius Field File No. F200992 and 200996
Date: Monday, October 5, 2020 8:52:44 AM

This message is from outside the City email system. Do not open links or attachments from untrusted sources.

October 4, 2020

Catherine Stefani

President Norman Yee

Members of the San Francisco Board of Supervisors

City Hall
1 Dr. Carlton B. Goodlett Place, Room 244
San Francisco, CA 94102-4689

Re: Lights at St. Ignatius Field File No. F200992 and 200996

Dear Supervisor Stefani and Members of San Francisco Board of Supervisors,

I am the parent of a current Saint Ignatius student class of 2024 and two Alumni '17 and '19.

I'm writing in strong support for approval of lights at St. Ignatius Field in order to create more options for student athletes and also to allow St. Ignatius to implement a later start time in accordance with CA State law.

There are fewer and fewer spaces for students to practice field sports in San Francisco and allowing SI to install these lights will keep students closer to the campus rather than traveling great distances to practice.

St. Ignatius College Preparatory has been an excellent center of learning, not just to take tests and excel academically, but to be in service to others. Many of those lessons are learned through the shared experience on the sports field. Even the students who participate as spectators gain a strong feeling of community by supporting their friends and fellow classmates.

The San Francisco Planning Commission voted 6 to 1 in favor of this approval in July and the process has been underway for over seven years. Please consider the students who will be impacted by this addition to our field sports program and the impacts it will have on the positive development of young lives.

Please vote YES! to the lights at St. Ignatius Field and thank you for your consideration.

Sincerely,

Margaret Kelley Mann

3745 Fillmore Street

San Francisco, Ca

margaretmarymann@gmail.com

From:	Matt Middlebrook
To:	Yee, Norman (BOS); Haney, Matt (BOS); MandelmanStaff, [BOS]; Peskin, Aaron (BOS); Mar, Gordon (BOS); Preston, Dean (BOS); Fewer, Sandra (BOS); Safai, Ahsha (BOS); Ronen, Hillary; Stefani, Catherine (BOS); Walton, Shamann (BOS); Board of Supervisors, (BOS)
Subject:	Please support the addition of lights at the football field at St Ignatius
Date:	Monday, October 5, 2020 8:54:05 AM

This message is from outside the City email system. Do not open links or attachments from untrusted sources.

As the parent of an SI Student, the parent of an SI grad, and as a longtime resident of San Francisco, I am writing in strong support for approval of lights at the fields at St. Ignatius College Preparatory School.

We need more access to outdoor fields, not less, and the addition of lights will add much greater usage of the fields.

I know the value that SI brings to the community and the value of this project to the entire campus. The Planning Commission voted 6-1 in favor of the project and I hope you will do so as well.

Thanks you for your support.

Matt Middlebrook
West Portal Resident
Parent of SI grad and current student

From: Scott Dreier
To: Yee, Norman (BOS); Board of Supervisors, (BOS)
Subject: Lights at St. Ignatius Field File No. F200992 and 200996
Date: Monday, October 5, 2020 9:28:38 AM

This message is from outside the City email system. Do not open links or attachments from untrusted sources.

Hello Mr Yee - I'm writing in strong support for approval of lights at St. Ignatius Field in order to create more options for student athletes and also to allow St. Ignatius to implement a later start time in accordance with CA State law.

Both my wife and I have lived in SF for over 30 years and thrilled to be able to raise our children here - but it is not without a lot of friction. Adding lights to a football field would certainly be a strong pro-family move that would enable more practice time for field sports in San Francisco.

I have a child at SI now and another at SHCP. While these lights would be a strong benefit at any time, during this stressful times they are even more needed to enable athletic participation at SI.

Please vote YES! to the lights at St. Ignatius Field and thank you for your consideration.

Scott Dreier
1330 Ulloa St
San Francisco, CA 94116
Scott.d.dreier@gmail.com

From:	Jeremy Veit
To:	Yee, Norman (BOS); Haney, Matt (BOS); MandelmanStaff, [BOS]; Peskin, Aaron (BOS); Mar, Gordon (BOS); Preston, Dean (BOS); Fewer, Sandra (BOS); Safai, Ahsha (BOS); Ronen, Hillary; Stefani, Catherine (BOS); Walton, Shamann (BOS); Board of Supervisors, (BOS)
Cc:	Julie Veit
Subject:	Lights at St. Ignatius Field File No. F200992 and 200996
Date:	Monday, October 5, 2020 9:32:04 AM

This message is from outside the City email system. Do not open links or attachments from untrusted sources.

Dear Honorable Supervisors:

We are the parents of a sophomore at Saint Ignatius College Preparatory. While we don't reside in San Francisco, our extended family has long-time roots in the city, and I work downtown. We are significant participants in economic, cultural and other events in San Francisco.

We are writing to express our strong support for the approval of lights at St. Ignatius Field, which will allow SI to implement a later start time for events. That, in turn, will create more options for student athletes and cut down on car and bus travel by allowing students to participate in events on campus.

The last six months have shown us the importance of outdoor activity to our son's overall well-being. SI has consistently reinforced the importance of acting in service to others, and athletics play an important role supporting that mission by developing confidence, community and teamwork.

The San Francisco Planning Commission voted 6 to 1 in favor of the proposal after a long approval process. I hope that in your review of its decision, you will keep in mind the positive impact that the installation of lights will have on thousands of current and future students, which extends far beyond sports.

Please vote "YES" to approve the lights at St. Ignatius Field, and thank you very much for your consideration.

Julie and Jeremy Veit
950 Baileyana Rd.
Hillsborough, CA 94010
jmveit@gmail.com

From:	Maureen Burke
To:	Yee, Norman (BOS); Haney, Matt (BOS); MandelmanStaff, [BOS]; Peskin, Aaron (BOS); Mar, Gordon (BOS); Preston, Dean (BOS); Fewer, Sandra (BOS); Safai, Ahsha (BOS); Ronen, Hillary; Stefani, Catherine (BOS); Walton, Shamann (BOS); Board of Supervisors, (BOS)
Subject:	Lights at SI Field - Maureen Burke
Date:	Monday, October 5, 2020 10:00:02 AM

This message is from outside the City email system. Do not open links or attachments from untrusted sources.

Dear Supervisors:

My name is Maureen Burke and I am a graduate of the St. Ignatius Class of 2018. I am also a resident of the Sunset District of San Francisco.

I'm writing in strong support for approval of lights at St. Ignatius Field in order to create more options for student athletes and also to allow St. Ignatius to implement a later start time in accordance with CA State law.

There are fewer and fewer spaces for students to practice field sports in San Francisco and allowing SI to install these lights will keep students closer to the campus rather than traveling great distances to practice.

St. Ignatius College Preparatory has been an excellent center of learning not just to take tests and excel academically but to be in service to others. Many of those lessons are learned through the shared experience on the sports field. Even the students who participate as spectators gain a strong feeling of community by supporting their friends and fellow classmates.

The San Francisco Planning Commission voted 6 to 1 in favor of this approval in July and the process has been underway for over seven years. Please consider the students who will be impacted by this addition to our field sports program and the impacts it will have on the positive development of young lives.

Please vote YES! to the lights at St. Ignatius Field and thank you for your consideration.

Sincerely,

Maureen E. Burke

From: Jahsai Shannon "21
To: Yee, Norman (BOS); Haney, Matt (BOS); MandelmanStaff, [BOS]; Peskin, Aaron (BOS); Mar, Gordon (BOS); Preston, Dean (BOS); Fewer, Sandra (BOS); Safai, Ahsha (BOS); Ronen, Hillary; Stefani, Catherine (BOS); shanann.walton@sfgov.org; Board of Supervisors, (BOS)
Date: Monday, October 5, 2020 10:10:48 AM

This message is from outside the City email system. Do not open links or attachments from untrusted sources.

SI Lights

From: John McKeon
To: Yee, Norman (BOS); Board of Supervisors, (BOS)
Cc: John McKeon
Subject: Lights at St. Ignatius Field File No. F200992 and 200996
Date: Monday, October 5, 2020 10:11:58 AM

This message is from outside the City email system. Do not open links or attachments from untrusted sources.

October 5, 2020

President Norman Yee
and Members of the San Francisco Board of Supervisors
City Hall
1 Dr. Carlton B. Goodlett Place, Room 244
San Francisco, CA 94102-4689

Re: Lights at St. Ignatius Field File No. F200992 and 200996

Dear Supervisor President Norman Yee and Honorable Supervisors:

As an alumnae and a parent of children that have attended St. Ignatius, I'm writing in strong support for approval of lights at St. Ignatius Field in order to create more options for student athletes and also to allow St. Ignatius to implement a later start time in accordance with CA State law.

There are fewer and fewer spaces for students to practice field sports in San Francisco and allowing SI to install these lights will keep students closer to the campus rather than traveling great distances to practice.

St. Ignatius College Preparatory has been an excellent center of learning not just to take tests and excel academically but to be in service to others. Many of those lessons are learned through the shared experience on the sports field. Even the students who participate as spectators gain a strong feeling of community by supporting their friends and fellow classmates.

The San Francisco Planning Commission voted 6 to 1 in favor of this approval in July and the process has been underway for over seven years. Please consider the students who will be impacted by this addition to our field sports program and the impacts it will have on the positive development of young lives.

Please vote YES! to the lights at St. Ignatius Field and thank you for your consideration.

Sincerely,

John McKeon
2619 17th Avenue San Francisco
jmckeon94116@yahoo.com

From:	Rich Kampmann
To:	Stefani, Catherine (BOS)
Cc:	Yee, Norman (BOS); Haney, Matt (BOS); MandelmanStaff, [BOS]; Peskin, Aaron (BOS); Mar, Gordon (BOS); Preston, Dean (BOS); Fewer, Sandra (BOS); Safai, Ahsha (BOS); Ronen, Hillary; Walton, Shamann (BOS); Board of Supervisors, (BOS)
Subject:	Lights at St. Ignatius Field File No. F200992 and 200996
Date:	Monday, October 5, 2020 10:12:01 AM

This message is from outside the City email system. Do not open links or attachments from untrusted sources.

Supervisor Stefani, Supervisor, President Norman Yee and the rest of the Members of the San Francisco Board of Supervisors
City Hall
1 Dr. Carlton B. Goodlett Place, Room 244
San Francisco, CA 94102-4689

Dear Supervisor Stefani or Honorable Supervisors:

My name is Richard Kampmann, my wife Patty and I arrived in San Franciso in March of 1992 and have enjoyed all there is to love about San Francisco and beautiful Northern California for nearly 30 years. Our oldest son Jack is a recent high school graduate and is now attending Wake Forest University in North Carolina and our youngest son Ricky is a Freshman at St Ignatius College Prep and hopes to play football for the Wildcats this Winter if St Ignatius is allowed to install lights on the football field so the football team can practice and play games past sundown.

I'm writing in strong support for the approval of lights at St. Ignatius Field in order to create more options for student-athletes and also to allow St. Ignatius to implement a later start time in accordance with CA State law.

There are fewer and fewer spaces for students to practice field sports in San Francisco and allowing SI to install these lights will keep students closer to the campus rather than traveling great distances to practice.

St. Ignatius College Preparatory has been an excellent center of learning not just to take tests and excel academically but to be in service to others. Many of those lessons are learned through the shared experience on the sports field. Even the students who participate as spectators gain a strong feeling of community by supporting their friends and fellow classmates.

The San Francisco Planning Commission voted 6 to 1 in favor of this approval in July and the process has been underway for over seven years. Please consider the students who will be impacted by this addition to our field sports program and the impacts it will have on the positive development of young lives.

Please vote YES! to the lights at St. Ignatius Field and thank you for your consideration.

Warm regards,

Richard Kampmann
733A Liggett Avenue
San Francisco, CA 94129
rkampmann@yahoo.com

Rich Kampmann
415-722-0024 c
rkampmann@yahoo.com

From:	Kerry Hagan
To:	Yee, Norman (BOS); Haney, Matt (BOS); MandelmanStaff, [BOS]; Peskin, Aaron (BOS); Mar, Gordon (BOS); Preston, Dean (BOS); Fewer, Sandra (BOS); Safai, Ahsha (BOS); Ronen, Hillary; Stefani, Catherine (BOS); Walton, Shamann (BOS); Board of Supervisors, (BOS)
Subject:	Dreamed of Lights Since 1958!!!
Date:	Monday, October 5, 2020 10:20:31 AM

This message is from outside the City email system. Do not open links or attachments from untrusted sources.

San Francisco Supervisors,

I know you love this city as much as my family and I do!! I know you see it as the jewel of the state!

In addition, it is clear we all believe in the values of family, education, history and tradition...for these reasons I wanted lend my support to the amazing improvement of adding lights to the SI field!! Think of the possibilities!

My father and both of my Grandfathers have a long history of playing football for SI... they all would be thrilled to know you made the decision to advance this amazing plan!!

They would pat you on the back for your foresight in giving our young people a way to gather in a fun and healthy manner...a novel idea in recent times!! Thank you for taking the time to consider this amazing plan!!
Sincerely,
Kerry M Murphy-Hagan

Sent from my iPhone

From:	SISunsetNeighbors @hotmail.com
To:	Board of Supervisors, (BOS)
Subject:	BOS File #200992 and #200996 - Saint Ignatius Stadium Lighting Project (Planning Case No. 2018-012648CUA)
Date:	Monday, October 5, 2020 10:21:02 AM
Attachments:	Outlook-ecrdxi2e.png 200996 SINA-BOS Final Letter_2020_10_05-1.pdf 200992 M. Graf Esq. CEQA Rebuttal_2020_10_05.pdf 200992 K Lagios CEQA Rebuttal _2020_09_30.pdf 200996 CHEE LLC Rebuttal 2020-10-05.pdf

This message is from outside the City email system. Do not open links or attachments from untrusted sources.

From: SISunsetNeighbors @hotmail.com <sisunsetneighbors@hotmail.com>
Sent: Monday, October 5, 2020 10:18 AM
To: BOS Legislation, (BOS) <bos.legislation@sfgov.org>; Board.of.Supevisors@sf.org <Board.of.Supevisors@sf.org>; Norman.Yee@sfgov.org <norman.yee@sfgov.org>; Gordon.Mar@sfgov.org <Gordon.Mar@sfgov.org>
Cc: Gibson, Lisa (CPC) <lisa.gibson@sfgov.org>; mandelmanStaff@sfgov.org <mandelmanstaff@sfgov.org>; Catherine.Stefani@sfgov.org <catherine.stefani@sfgov.org>; Matt.Haney@sfgov.org <matt.haney@sfgov.org>; dean.preston@sfgov.org <dean.preston@sfgov.org>; Shamann.Walton@sfgov.org <shamann.walton@sfgov.org>; Ahsha.Safai@sfgov.org <ahsha.safai@sfgov.org>; Sandra.Fewer@sfgov.org <sandra.fewer@sfgov.org>; Hillary.Ronen@sfgov.org <hillary.ronen@sfgov.org>
Subject: BOS File #200992 and #200996 - Saint Ignatius Stadium Lighting Project (Planning Case No. 2018-012648CUA)

We are hereby submitting the attached 4 letters of rebuttal in response to SF Planning and the Project Sponsor recent letters for the Saint Ignatius Stadium Lighting Project.
These are for BOS File #200992 and #200996, Planning Case No. 2018-012648CUA, in advance of the October 6, 2020 Board of Supervisors meeting for the project (agenda items 45 – 52).

BOS Administration: Kindly acknowledge receipt of these documents

Thank you
Deborah Brown, Secretary

SI Neighborhood Association

SI Neighborhood Association

October 5, 2020

TO: San Francisco Board of Supervisors

RE: BOS File #200992 and #200996 - Saint Ignatius Stadium Lighting Project

Dear Honorable Supervisors, thank you for taking the time to read this, our final letter to ask you to consider upholding our appeals.

Introduction

We, the undersigned, are members of The Saint Ignatius Neighborhood Association (SINA) with valid concerns about the permanent impact of the Saint Ignatius (SI) proposed stadium lighting on our neighborhood. We have raised funds for a lawyer and consultants who are helping us at a reduced rate or pro-bono. Our neighbors have written letters and we have filed appeals asking the project sponsors to conduct studies to better understand the impacts of these stadium lights planned to be in use 150 nights a year.

However, it is obvious we are being outmatched by a powerful and rich institution with a wide influence in our city. Saint Ignatius has the financial ability to hire a big time lawyer and the clout to barrage the BOS with form letters solicited from their 1,000 + member alumni association.

SINA has no such resources – we're a small group of neighbors opposing a powerful institution. We appreciate this one last chance to demonstrate how SI has not been open or engaged with their neighbors. And, in the end we are simply being railroaded into a project that will only benefit SI -- to the permanent determent of their neighbors and the wider residential neighborhood surrounding their campus.

SI continues to minimize both the impact and scale of this project. We have demonstrated valid arguments against this destructive project and studies should be required before the permit is approved.

We have shown, to the best of our ability that this new introduction of stadium lights has ramifications that SI and SF Planning continue to minimize. Any lights, no matter how state-of-the-art, still result in the introduction of a <u>new and unprecedented nighttime sports activities 150 nights a year</u> with the impacts we have investigated and put on the record.

SI has accused us of 'unscientific' analysis of these impacts, i.e. noise, light, parking. However, it is not up to our Association, or our consultants to conduct studies – it is, and should be, the project sponsor's responsibility. SI is not being held accountable or being required to do any sort of studies by SF Planning. It is in the best interest of the neighborhood and SI, their students/parents to fully understand the impact of night use of the athletic field on 150 nights a year which will affect us all for many years to come.

This Stadium Lighting permit should never have been approved without proper impact studies and analysis.

SI gets streamlined through SF Planning and has done so for many years.

Their practice lights were installed in 2003 without any pre-planning notification to the neighbors and with an expedited CUA permit process.

The original 2018 CUA application for this project which was re-submitted early this year was not only woefully inadequate; it was re-named as a Verizon-only project so as to grant 'essential' project status during Covid19. Once our association realized it was a Verizon antenna that just happened to be located on one of four proposed SI stadium lights – we asked questions and raised objections about the permit – it suddenly got taken down off the Accela site and re-surfaced with new provisions and language.

Over the last six months through the three Commission Hearing continuances the SINA took the time and expended our resources to research the project, understand the regulations, scrutinize the application materials, and question Planning and Saint Ignatius in our numerous communications and submittals.

This scramble to augment the permit (after SINA documented its flaws) has gone on throughout the SF Planning process -- right up until the final motion was signed after the July 23 Hearing.

Most concerning is SF Planning's most recent letter (9/28/20) which quotes directly from the letter SI sent to the BOS and signed by their attorney.

This should cause all of us to question SF Planning's impartiality and true rigor when evaluating SI's application for these stadium lights.

SI's communications about this project have been one-sided, unclear, and constantly changing.

Since early March when this project resurfaced (after SI put it on hold for 2 ½ years), our questions have not been answered, neighbors objections not heard, there has been no dialogue, and most distressing - SI's ever-changing explanation of usage of these lights.

In previous documents we have extensively detailed how our neighbor concerns and legitimate arguments have fallen on deaf ears. During the Planning Commission hearing, even the commissioners were confused and had to grill SI administration to answer basic questions regarding the use of the lights - including the number of nights and use by affiliates (non-SI usage).

SI claims in their recent letter that we have spread mis-information among our association members – that is patently untrue – we communicated what was communicated to us by SI. If SINA is confused it is not our fault.

We've asked for a neighborhood wide meeting to clear up any misunderstandings - but SI refused to meet with us for future discussion or to answer our questions. They agreed to meet with four members of our association as their 'requirement' for the second pre-planning meeting before the Commission hearing.

SI says their stadium lights will not increase their sports events but will allow them to shift them into the nights. However SI has never been clear on the number of sports events currently conducted on their football field. SI's current field usage numbers aren't even consistent between the most recent SF Planning and SI documents.

However, no matter what the current versus new usage -- for <u>almost half the year</u> SI is proposing <u>new use</u> by introducing nighttime sporting events.

In their 9/28/20 letter, SI has misrepresented their use of temporary lights saying "these portable lights are typically used 40 to 50 nights per year". In the past, SI only used temporary lights 1-2 nights a year and only late in 2019 did they start to bring in lights for an extended period of time (4 weeks in late 2019; 2 weeks in 2020). Many of those nights, the lights were on with no one on the field and other nights there were only 7-8 students practicing (they could have used SI's existing practice field with lights).

The actual 'event or practice' use of those temporary lights was in reality much less than the 40-50 nights SI claims.

SI's letter's also references their 79 athletic teams who would benefit from the lighting which suggests all 79 teams use the field (this information also appears in the SF Planning's response letter). According to the project application materials, only 17 teams actually use the field – 3 football teams, 6 soccer teams, 4 lacrosse teams, and 4 track/field teams.

It is very misleading to suggest that all 79 school teams would benefit from the lighting.

Both Planning and SI seem to believe that if they keep saying the same things over and over - even if untrue or misleading, that they will surely become true – with no evidence to back them up and despite our evidence to the contrary.

Compromise – what compromise?

We had suggested an alternative plan, which SI dismissed, and they have since refused to conduct any sort of neighborhood meeting to discuss compromises of any sort. We would potentially be interested in discussing some further comprises within their current project plan – but we've not been given any opportunity to do so.

Concluding Comments

It is important to recognize that we are not anti-sports nor do we want to change SI's current sports programs at all. We want SI students to have healthy and non-stressful sports programs as they are currently conducted.

We also applaud SI's voluntary move to follow California SB-328 that mandates later start times for public and charter schools (private schools are not subject to this law). This is healthy for their students as is their current active and reasonable sports program~~s~~

We reiterate our concern that if the lights are installed, it is unlikely that SI will comply with the CUA conditions.

Are they going to dim lights and then shut them off if a game or event is still in progress at the appointed dimming or shut off time? **No, they won't stop a game before its end – who would?** Will they abide by the limit on the total number of nights? We don't know – the neighbors would have to count each and every night the lights are on to monitor compliance with that condition. **Then, what happens on the 151st night – will SI stop that game or practice and turn off the lights - doubtful.**

Attached are some final arguments from our attorney and consultants for your consideration when making your decision during the October 6th Hearing.

We thank you for your time and consideration of our appeals.

Sincerely,
Saint Ignatius Neighborhood Association

[signing members listed below]

Attachments:

- BOS File #200992 M. Graf Esq. CEQA Rebuttal_2020_10_05
- BOS File #200992 K Lagios CEQA Rebuttal _2020_09_30
- BOS File #200992 and #200996 CHEE LLC Rebuttal 2020-10-05

Stanley & Valerie Chan
Venus Wang
Vicki Tamola
Ray & Deborah Brown
Kristina Scolari
Randall & Rachel Hung
Linda Delucci
Yuriko & Adelle Kearns
Celia Wong
Ernest & Barbara Lim
Brendan Kenneally
Kingo & Akiyo Arimoto
Alex & Effie Sue
Waiyee Chan
Joseph & Seiko Grant
Susan Lin
Stephen & Myrna L. Wilkerson
James & Joy Yee
Harry Stein
Joe Wong
Astrea Centin
Ernest & Tiffany Pavon
Kevin & Kitty Sun
Mrs. Betty Lew
Paula Katz
Julia Kwan
Jack & Amy Allen
Damien Nunez
Priscilla Fong
Matthew & Josette Goedert.
Tim & Allison Harrington
Robert Yuen
Joann Kujaski
Katherine Cuellar
Matt Ciganek
Michelle Dubonnet
William & Jennifer Hom
Kai Ng
Vincent & Kathie Mar
Larry & Shirley Yee
Samantha Chan
Sandy & Peter Koch
Jake & Kelsey Koch
Gina Rose Montarano
David Little
Denise Malmquist-Little
Dan Dooling
Kristopher & Maria O'Brien
Edmund Lim
Nellie Lew
Donald Ruhrmand
Leland & Qiu Ming Chen
Coral Ho
Derek Tan
Desmond & Philomena Fitzsimons
Jay & Nina Manzo
Rob and Julie Almeida
Dorothea O'Brien
Wing & Sandy Leung
Sun Kim
Zhi Li
Donna Bruno
Chen Qiu
Connor Grant
Carol Gilbert
Joe Lai
Jasmine Brownlee
Roger Wong
David Enloe
Una Fitzsimons
Maneesh Bhide
Alan OBrien
Sarah Klein
David Kwan
Marina Baumann
Bi Xia Tam
Ernest & Barbara Lim
Yuriko & Adelle Kearns
Anna Paderna
Isabelle Hurtubise
Dan Dumont
Joan Knutson
Nicholas Torres
Marie Malmquist
Allen Malmquist
Robert Lagamarcino
Ron Lagamarcino
Kathy Howard
Chandrika Murthy
James Clark
Helen Mar
Mary Shea
Anne Marie Benfatto
Gretchen Walton
Liz Prosek
Michael Harrington
Karen Felzer
Gina Meritt
Rachel Chong
Barbra Paul-Elzer
The Silva Family
Serena Llamera
Nora Jang
David & Christine Crosby
Shirley Recipon
Adrienne Lee
Tim Brey
Jon Lefors
Karen Ho
Elaine Breen-Brown
Diane Marbello
Rory Grant
Susan Lynn
Lance Mellon
Michelle See

Michael W. Graf
Law Offices

227 Behrens St.,
El Cerrito CA 94530

Tel/Fax: 510-525-1208
mwgraf@aol.com

October 5, 2020

Via Email
Angela Cavillo, Clerk of the Board of Supervisors
San Francisco City Hall, Room 244
1 Dr. Carlton B. Goodlett Place
San Francisco, CA 94102
Board.of.Supervisors@sfgov.org
bos.legislation@sfgov.org

Lisa Gibson, Environmental Review Officer
San Francisco Planning Department
1650 Mission Street, Suite 400
San Francisco, CA 94103-2479
Lisa.gibson@sfgov.org

RE: Planning Case Number 2018-012648CUA - Saint Ignatius Stadium Lighting Project - Rebuttal to Responses of SI and Planning Department on CEQA Issues

Honorable Members of the Board of Supervisors:

I am writing on behalf of the Saint Ignatius Neighborhood Association (SINA or Appellant) in response to the submissions of Saint Ignatius (SI) and the San Francisco Planning Department on the CEQA issues raised in this appeal.

The approach taken by the Planning Department in this case to exempt this major project from any CEQA review is contrary to law and renders the City vulnerable to a successful legal challenge. In the big picture, that would be an unfortunate result. SINA's purpose in this appeal is not to engage in successful litigation, but instead to require this project to undergo a full environmental review process to evaluate which alternatives or mitigation might avoid or substantially lessen the significant impacts that will be imposed on the local community by an expansion of stadium field operations with lights on most nights in the fall and winter evenings. Such an evaluation is required by CEQA. *See* Pub. Res. Code § 21002.

SI's and the Planning Department's submissions attempt to portray SINA as trying to stop the project at all costs. This is false and is not supported by the record. SINA requests that SI follow the law, as required by all institutions operating in the City of San Francisco (City).

A. This Project is Not Eligible for a CEQA Exemption

SI and the Planning Department argue the project is exempt from CEQA review because it is a small structure that does not involve an "expansion of an existing use."

This argument is inconsistent with the claimed exemptions, which are limited to small structural additions to an existing development that involves negligible to no expansion of use. *See* 14 Cal. Code Regs. §§ 15301, 15303. In contrast, the project in this case involves the construction of large light towers that will expand the existing use into the evening hours on a regular basis for up to 150 nights a year.

In interpreting whether this is a non-negligible expansion of use, the City must be guided by CEQA's maxim that potentially significant project impacts must be evaluated in a CEQA review process. Here, for purposes of measuring impacts, the project 'expands' use by expanding activities from the day time to the evening time frame when impacts may be more significant, as well as requiring constant lighting, which has *its own particular impacts* that do not occur for daytime use. Further, the 90 foot light towers erected to allow for nighttime sports activities in a residential neighborhood is a completely different project than the 'small structures' described in the Class 3 exemption such as a garage, patio or a residence.

B. The Planning Department Rebuttal Does Not Correctly State the Law on Whether Unusual Circumstances Justify an Exception to the Exemption.

Even if an exemption *were* to apply, SINA's appeal shows that exceptions to the exemptions apply pursuant to CEQA Guideline § 15300.2. In particular, Appellant has submitted substantial evidence demonstrating the potential that this project will have significant impacts due to unusual circumstances. *See* 14 Cal. Code Regs. § 15300.2(c).

The Planning Department's response argues that Appellant has not shown that the impacts of the project in this case are due to unusual circumstances, based on the theory that lighted fields near residential areas are not 'unusual' in San Francisco. Setting aside the disputed factual question of whether there are other large lighted sports facilities in the City so close to a residential neighborhood as is true in this case, the Planning Department's analytical approach does not comport with the existing case law as set forth by the Supreme Court in *Berkeley Hillside Preservation v. City of Berkeley* (2015) 60 Cal.4th 1086. *Berkeley Hillside* does not evaluate whether there are other similar projects existing in the region, but instead whether the project is unusual *compared to projects that normally fall within the claimed exemption* class:

> A party invoking the exception may establish an unusual circumstance without evidence of an environmental effect, by *showing that the project has some feature that distinguishes it from others in the exempt class*, such as its size or location. In such a case, to render the exception applicable, the party *need only show a reasonable possibility of a significant effect due to that unusual circumstance*. Alternatively, under our reading

> of the guideline, a party may establish an unusual circumstance with evidence that the project will have a significant environmental effect. That evidence, if convincing, necessarily also establishes "a reasonable possibility that the activity will have a significant effect on the environment due to unusual circumstances."

Id. at 1105 (emphasis added.) *See also San Francisco Beautiful v. City and County of San Francisco* (2014) 226 Cal.App.4th 1012, 1024 (to determine whether unusual circumstances exist, agency must consider whether "the circumstances of a particular project (i) differ from the general circumstances of the projects covered by a particular categorical exemption, and (ii) those circumstances create an environmental risk that does not exist for the general class of exempt projects."); *Santa Monica Chamber of Commerce v. City of Santa Monica* (2002) 101 Cal.App.4th 786, 800 ("[W]hether a circumstance is 'unusual' is judged relative to the typical circumstances related to an otherwise typically exempt project.") (emphasis added.)

This project differs considerably from the small structural alteration of an existing facility with negligible expansion of use (Class I) or a small-scale construction of infill development (Class 3) in that it creates a new, lighted use allowing for nighttime sports activities in a residential neighborhood. Under the applicable test, these are 'unusual circumstances' justifying an exception from the exemption. In contrast, under the Planning Department's approach, the mere presence of an existing lighted stadium in the vicinity of a proposed project would justify that project's exemption from CEQA even if the existing lighted stadium had itself already gone through a full CEQA review. That result would be nonsensical and contrary to CEQA policies.

C. The Light Impacts of the Project are Potentially Significant and Have Not Been Mitigated Through the Adoption of Enforceable Mitigation.

SI and the Planning Department argue that there is no possibility of light pollution impacts from this project, relying on a host dubious assertions challenging the basis of Appellant's expert's scientific findings submitted with this appeal.

In considering these issues, the Board should be aware that at the categorical exemption stage, substantial evidence showing the potential for significant impacts requires further CEQA review, based on the fair argument standard, even if there is other 'evidence' presented from the project applicant that no significant impacts will occur. *See Berkeley Hillside Preservation v. City of Berkeley, supra,* 60 Cal.4th at 1111. Appellant's expert's comments on this project constitute substantial evidence of significant impacts, notwithstanding so-claimed 'contrary' evidence such as the highly questionable assertion that glare does not become a significant impact under it reaches the jarring level of 25,000 candelas. Here, for example, the best available science is based on the CIE 2017 standards, which show that nightly glare levels of around 1,000 cd are potentially significant.

Other arguments raised are equally specious. The Planning Department's response, for example, provides general and essentially meaningless narrative arguments such as Musco's

system is 'state of the art' or that light control are designed to concentrate the light on the field area with minimal light emitted outside the targeted areas. Notwithstanding these claims, Musco's own readings demonstrate the potential for significant light pollution impacts.

Another argument is that the lighting system is capable of being switched to a 'dimmed' setting and that this feature would allow the lights to be turned down during events. However, there is no requirement that lights be dimmed, nor does the applicant's potential ability to dim light levels constitute enforceable mitigation as required by CEQA.

D. The Social Effects of Nighttime Events that Cause Impacts to the Physical Environment Must be Considered under CEQA.

SI and the Planning Department assert that the social effects of the project on the neighbor citizens need not be addressed under CEQA. This is false where such social effects are a direct consequences of changes to the physical environment. *See* 14 Cal Code Regs. §§ 15064(e); 15131(b) (social effects may be considered when those impacts are themselves caused by changes to the physical environment.); *Christward Ministry v. Superior Court* (1986) 184 Cal. App. 3d 180, 197 (the effects of a project caused by increased noise and traffic on petitioner's religious retreat activities had to be reviewed under CEQA).

Here, as testified by numerous citizens, the social effects of physical changes to the environment caused by light pollution, noise, traffic, parking and public safety impacts from the project will be undoubtedly significant. CEQA requires an analysis of these effects, which have been ignored in this instance through the adoption of a categorical exemption for the project. *See e.g.,Oro Fino Gold Mining Corp. v. County of El Dorado* (1990) 225 Cal.App.3d 872, 882-883 (evidence may be established by relevant personal observations.)

E. CEQA Review is Appropriate for a Project of this Size and Potential for Disturbance to the Local Neighborhood.

The Planning Department's response memo reads like an opposition brief in litigation, with false factual references, arguments that run contrary to CEQA law and general statements that attempt to denigrate the good faith of the neighbor citizens who have collectively filed this appeal to the Board. This is an unfortunate result. The purpose of CEQA is not to stop projects, but to ensure that, where possible, projects with the potential for significant impacts are modified through mitigation or alternatives that avoid or minimize such impacts. As the Supreme Court has noted, the EIR is a document of accountability, which communicates to citizens that the agency has considered the potential impacts of its actions, and done all that it can to avoid or substantially lessen those impacts. *See Laurel Heights Improvement Assn. v. Regents of University of California* (1988) 47 Cal.3d 376, 408*;* Pub. Res. Code § 21002.

In this case, there are clearly a host of potential mitigation and alternatives that could avoid or substantially lessen the worst impacts of this project, beginning with feasible lower light

levels given the anticipated stadium attendance, as well as design and configuration standards shown to actually reduce light impacts, noise analyses that incorporate the use of a PA system, or parking, traffic and public safety plans that have been vetted and approved through a CEQA review process.

In contrast, the proposed CEQA exemption for this project undermines citizens' faith in their elected officials, furthering cynicism with the public process of the City. Here, the Board should have concerns that the Planning Department appears intent on subverting this process, thus rendering the Board's actions unaccountable towards its own citizenry.

To avoid this result, the Board should grant this appeal.

Yours Truly,

Michael Graf
On Behalf of Saint Ignatius Neighborhood Association

Date: 2020-09-30

Kera Lagios, LEED AP, Assoc. IALD
2900 Bayview Drive
Alameda, CA 94501

To: San Francisco Planning

Re:
Response to:
“Categorical Exemption Appeal, 2001 37th Avenue/Saint Ignatius Stadium Lighting Project”
and
“SI Response letter 2020 09 25 Final SI BOS Ltr”

Members of my family have lived in San Francisco for generations, some of whom fought the fires in 1906, and I also have relatives that are alumni of SI. My evaluation is impartial, but recognizes the needs of both the school and the residents. It’s disappointing that the school which claims it is a “good neighbor” and the Planning Department of a progressive city like San Francisco, appears not to have read or considered my analysis in seriousness and appears not to care much for the concerns of its residents. SI’s response seems to show they have not read my analysis in any detail as several of the statements in their response avoid addressing the findings and recommendations, or mischaracterize or selectively pick from my analysis. I hope the following response helps to clarify my analysis and recommendation for improvements to the project which will, actually, improve relations with the neighbors rather than simply dismissing them.

Response to:
Categorical Exemption Appeal, 2001 37th Avenue/Saint Ignatius Stadium Lighting Project

P. 15
“The proposed lighting design uses a light structure system equipped with total light control for LED fixtures designed and manufactured by Musco Lighting Systems, which requires 36 1,500-watt LED fixtures to achieve the recommended 50 foot-candle (fc) average. The total light control for LED fixtures are designed to concentrate the light on the field area with minimal light emitted outside the targeted areas. The lighting system is capable of being switched to a “dimmed” setting. This feature would allow the lights to be turned down during events not requiring full lighting.”

K. Lagios response:

- According to page 2 of the Planning Response, “The attendance for football games at the stadium typically range between 500 to 1,500 spectators. For one to three times each year, attendance for football games approach 1,500 spectators.”

- As noted in my analysis, the IES RP-6-15 “Sports and Recreational Area Lighting” recommends an **average of 30fc for High school athletics with less than 2,000 spectators.**
- **On this basis alone, the design should be revised to meet the lower light level.**

Regarding the dimming, in no place in the materials or presentation by the school, which claims to be a “good neighbor”, was a schedule for dimming provided or was there any discussion that the maximum light output would only be used for certain games.

In fact, I think it would be the **right solution to dim the lights during uses where spectators are not present to 20fc average,** in addition to reducing the maximum guaranteed light output to 30fc, instead of 50fc as recommended by this class of play by the IES.

P. 15
The average spillover immediately adjacent to the light poles (outside of the stadium) would be approximately 14 fc.

K. Lagios response:
14fc at night is extremely high. For reference, most street lighting attains between 1fc and 3fc. With all due respect, the response does not cite any standards or reference points for the acceptability of the light levels cited.

P. 15
In addition, glare impacts on adjacent residents would also be considered limited. The glare from the proposed lighting would be approximately 5,000 candela at the residents adjacent to the stadium, which is not substantial.

K. Lagios response:
The IES Manual on Sports and Recreational Area Lighting **references the CIE 150: 2003, which was updated in 2017 (see Section 2.3 Glare in Proposed Design).** The bulk of the analysis in Section 2.3, evaluates glare, exactly on this metric, CIE 150: 2017. **By CIE 150:2017, the limits for the project in Zone E3, are between 845cd and 1245cd (see Table 5). With the values of approximately 5,000 candelas, the project greatly exceeds these levels.**

Response to:
SI Response letter 2020 09 25 Final SI BOS Ltr

p.4 “SINA and its supporters have made it clear that they are not looking for compromise – they insist that no lights be permitted on the field whatsoever.”

K. Lagios response:
This is not my recommendation as the lighting expert. I clearly stated in my evaluation that the project and the relationship with the residential community would benefit from a compromise in which light levels were reduced and further study was done to see if there are other opportunities for ameliorations.

P.4
"The lights being proposed are state of the art. They are designed with shields that direct the light to the field, and only to the field. On the next page is a photograph from another high school football field that Musco Lighting, our contractor, updated. It shows how the lights are targeted on the field and do not spill over to neighboring areas."
.
K. Lagios response:
No one is questioning that Musco's technology is an improvement on older technologies, however, **accepting the technology at face value is not a smart or acceptable approach**, and this does not mean that additional provisions cannot be added to reduce the impacts.

In addition, the **image on page 6 is somewhat misleading**. While it shows Musco's "TLC LED" at 7 candela, there is no associated information showing even the model number of this fixture, the wattage or even the number of fixtures which would be installed for comparison with the St. Ignatius project. We know from Musco's own studies that the lights do not produce a mere 7 candela of glare as a whole.

Also, note, the photograph on page 5, was taken from above, not at the level where someone would be standing, viewing the field. In general, non-HDR (high dynamic range) photographs cannot be used to evaluate lighting since they do not take into account human visual adaptation, all view positions and the dynamic range of the eye.

P.10
"For example, Ms. Lagios shifts from one type of lighting standard to another to suit her preconceived outcomes."

K. Lagios response:
This is incorrect. In all cases, **metrics were based on Musco's photometric studies unless they proved insufficient in some way**. The BUG rating and LEED metrics were included ***after*** a lengthy and detailed discussion of glare based on Musco's proposed metrics, and never formed the main arguments of the evaluation.

The BUG rating was clearly stated in a section "Other glare metrics", added as an alternate and commonly used metric (Title 24, LEED, etc.). Also incorrect in SI's response is that BUG ratings are only for non-aimable fixtures. In fact, BUG ratings can be derived for aimed fixtures with the

use of software such as Lighting Analysts Photometric Toolbox, something I have done on many projects.

SI clearly has not done enough research to understand the metric, and it brings into question the validity of their contestation.

P.11
“She asserts that the lights may impact circadian health, but she improperly focuses on only one characteristic of lights that could cause a circadian response: color temperature of the light source. She cites no studies, and the school’s lighting experts are aware of none, that show exposure to sports lighting has any impact on circadian health.”

K. Lagios response:
This is patently false. In 2 places in the analysis, I note that circadian health is affected by multiple factors, including “***quantity, spectrum, timing and duration”*** (see sections 1.1.1 and 2.7). I also cite the IES’s report TM-18-18, IES Light and Human Health Committee, *Light and Human Health: An Overview of the Impact of Optical Radiation on Visual, Circadian, Neuroendocrine and Neurobehavioral Responses,* TM-18-18. New York: Illuminating Engineering Society. Furthermore, I couch the impacts on circadian health appropriately in section 1.1.1.

P. 11
“she gives data not from the property lines of those homes, but from the property line of the school – across the street from homes.”

K. Lagios response:
Pursuant to the IES, light levels for light trespass are measured at the **property line of the property where the lighting is installed**, not at the property line of the homes. Again, this is something SI apparently does not know and therefore weakens their critique.

P 11
“the IES Manual on Sports and Recreational Area Lighting, and the Guide on the Limitation of the Effects of Obtrusive Light from Outdoor Lighting Installations defines limitations for light source intensity as not to exceed 7,500 candelas for rural areas, 10,000 candelas for suburban areas, and 25,000 candelas for urban areas. The value of 4,748 candelas for the school’s lights at the property line of neighboring homes is dramatically below the threshold for urban areas – even well below the threshold for rural areas.”

K. Lagios response:
The IES Manual on Sports and Recreational Area Lighting r**eferences the CIE 150: 2003, which was updated in 2017.** The bulk of the analysis in Section 2.3, evaluates glare, exactly

on this metric, CIE 150: 2017. **By CIE 150:2017, the limits for the project in Zone E3, are between 845cd and 1245cd (see Section 2.3 and Table 5). By the values of 4,748 candelas which SI's response notes, the project greatly exceeds these levels.**

P.11
"Also, Ms. Lagios uses candela calculations with reference points at 12 feet above grade, but then uses data based on calculations at points three feet above grade. This apples and oranges comparison does not accurately show the impact on neighboring homes. The lights are designed such that more light and glare would be evident at three feet than at 12 feet.

K. Lagios response:
This is a ridiculous statement since **lighting metrics are always taken at different heights and different orientations** based on the viewpoint or the task at hand. Even in Musco's own analysis, light levels are measured at 0'-0" above grade, 3'-0" above grade and on the horizontal and vertical plane. Again, SI's response does not show possession of knowledge to refute the analysis accurately.

P. 11
"Importantly, Ms. Lagios ignores one critical fact about the lights: they can, and often will, be dimmed."

K. Lagios response:
To date, no information has been presented that indicates that the lighting would be dimmed except for half an hour after practice or games end in order to allow people to leave and equipment to be put away. In no place in the materials or presentation by the school was a schedule for dimming provided or was there any discussion that the maximum light output would only be used for certain games, and not for regular practices or games with few spectators.

In fact, I think it would be the right solution to dim the lights to 20fc average during uses including practices and games, where either few or no spectators are present, in addition to reducing the maximum guaranteed light output to 30fc as recommended by this class of play by the IES, instead of 50fc. See my analysis in Section 2.5 Sports Field Lighting.

Sincerely,



Kera Lagios, LEED AP, Assoc. IALD

The Center for Health, Energy & the Environment, LLC

PO Box 424 Strafford, NH 03884
Voice: 603.664.5097 Fax: 603.664.5109
CHEE@myfairpoint.net

October 5, 2020

San Francisco Board of Supervisors
Attn: Angela Cavillo, Clerk of the Board of Supervisors
San Francisco City Hall, Room 244
1 Dr. Carlton B. Goodlett Place
San Francisco, CA 94102

RE: BOS File #200992 and #200996 - Saint Ignatius Stadium Lighting Project

Honorable Members of the Board of Supervisors:

The Center for Health, Energy and the Environment, LLC ("CHEE") had submitted letters related to the Project's CEQA and CUA appeals on September 17, 2020[1], [2]. Our CUA appeal letter addressed the Planning Department's CUA response memo dated September 14, 2020.

Here, we must also respond to the Planning Department's CEQA response document dated September 28, 2020[3] and the response letter from the attorney for Saint Ignatius ("SI") dated September 25, 2020[4] to correct the numerous false and/or misleading statements made in those documents that relate to CHEE's appeal letters. The Board of Supervisors must have accurate and complete information upon which to base the decision of whether or not to uphold the Commission's CEQA and CUA approvals of the Saint Ignatius Stadium Lighting Project ("Project").

The Department CEQA response states numerous times that Project impacts (noise, parking, public safety, aesthetics, light/glare, and impact on biological resources) are not exceptions to CEQA categorical exemptions but that they "*may be more appropriately considered by the board in its deliberation of the conditional use authorization appeal.*"

While we disagree that the Project qualifies for CEQA exemption, we strongly agree that these impacts can and should be considered by the Board within the context of the CUA, applicable codes and the General Plan. Please refer to CHEE's CUA appeal letter, SINA's appeal letter, and SINA's three prior Commission submittals for the many ways this Project does not meet these requirements.

---

[1] https://sfgov.legistar.com/View.ashx?M=F&ID=8795227&GUID=08D6D714-853E-4C7B-A92C-680F8A91E726
[2] https://sfgov.legistar.com/View.ashx?M=F&ID=8795228&GUID=75D8EEC6-7C80-49BF-B139-3A6F21706F09
[3] https://sfgov.legistar.com/View.ashx?M=F&ID=8814618&GUID=F6DF402F-1724-4448-B6C4-2B7F67461142
[4] https://sfgov.legistar.com/View.ashx?M=F&ID=8813283&GUID=095A6874-F7C4-44AB-BD0F-A157741A9163

A. Planning Department Response Letter

Planning Response 2, pp. 6-7: The Department claims there is nothing unusual about the Project that would trigger CEQA review simply because other "similar" projects have been approved in residential neighborhoods. The footnote on p. 6 calls the appeal "*moot*" since residential neighborhoods exist "*almost everywhere in San Francisco*". Attachment 1 to the Department's response lists 18 facilities in the City with field lighting as support for their "*not unusual*" contention.

> **CHEE Rebuttal:** CHEE's CUA appeal letter challenged the Department to list similar non-public lighting projects in RH-1 districts that had received CUA approvals. The Saint Ignatius Neighborhood Association (SINA) June 9, 2020 Commission submittal[5] also questioned the Department's CEQA exemption statement (see CUA Motion #20769) that: "*based on the planning departments [sic] experience of conducts environmental review on similar projects near residential areas*", this Project's impacts would not substantially impact people, properties or biological resources.
>
> SINA has argued all along that this Project provides no public benefit. In fact, the Department confirms this since 15 of the 18 facilities are public recreation areas or fields that provide public benefits unlike this Project. Two other facilities are a public school in the SFUSD and the public San Francisco State University. Only one of the 18 facilities is private - San Francisco University (SFU) which incidentally is a Jesuit college. This begs the question of why Saint Ignatius, a private Jesuit high school cannot rent the existing lighted facilities at SFU.
>
> The Department could not even identify the hours of lighting use for two facilities, nor identify the lighting technology or height of light towers at any facility and cannot demonstrate any similarity between those projects and the potential effects of this Project.
>
> That other field lighting projects exist and were CEQA exempt (on whatever basis was used) does not eliminate the need to consider the specific circumstances and potential effects of this Project on this neighborhood. Simply because another lighting project has been found to be CEQA exempt does not imply that all such projects can or should be exempt as well.

Planning Response 3, pp. 8-9: With regard to cumulative impacts, the Department considers "*reasonably foreseeable projects*" to be those currently under CEQA review, or which have recently completed CEQA review, or for which review is anticipated "*soon*". A footnote to that statement references p. 22 in the Transportation Impact Analysis Guidelines.

The Department references the school's 10-year Master Plan[6] published in 2017 and characterizes construction of the proposed projects therein as "*speculative*" echoing the Saint Ignatius response letter.

---

[5] https://sfgov.legistar.com/View.ashx?M=F&ID=8795833&GUID=A2C9C0D9-173C-4921-B6FB-5A7339579A21

[6] https://citypln-m-extnl.sfgov.org/SharedLinks.aspx?accesskey=44983aa73874e902da916ddc551b2fcd11620f616550cc8d836a40e7db038f16&VaultGUID=A4A7DACD-B0DC-4322-BD29-F6F07103C6E0

CHEE Rebuttal: The Transportation Guideline applies only to transportation impact analysis, yet the Department uses its guidelines as a distraction to avoid evaluating all other Project impacts.

The Department also completely dismisses the other past and reasonably foreseeable future projects at the school. By definition, a Master Plan is not "speculative"; rather it is a guide or strategy to implement large or complex projects in a logical, stepwise fashion. The school's Master Plan purpose is to "*facilitate its efforts to maintain and renovate*" the existing buildings and add new buildings. The 2017 Plan spells out these projects:

1. The school "*intends to replace McGucken Hall and The Commons*" buildings and expand the Academic Building.
2. The school "*is in need of a [new] theater facility*" which also necessitates relocation of the practice field.
3. The school has unsuccessfully tried to improve its indoor pool facility and so "*is proposing to significantly enhance the existing pool facility*" by constructing a larger outdoor pool.
4. The school "*will request an increase*" in enrollment. This was approved under an existing CUA in 2018).
5. The school "*would like to add sports field lighting*" to Murphy Field. This is the current Project being appealed.

The Department falsely states that it "*has not received a project application or any other information from the school indicating that these facilities would be reasonably foreseeable under CEQA*". The following two items are on the Planning record and clearly "*reasonably foreseeable*".

- The project to replace, remodel and expand the buildings was opened within the Department's record (2019-003579PRV) in March 2019 and remains "under review" at this time, according to the Accela website.
- The stadium lighting Project's application included a request for a CUA modification to extend practice field lighting from 7:30 pm to 10 pm. The school apparently pulled back on that request before the Commission hearing on this Project, and it is not part of this Project's CUA approval. However, school administrators stated to SINA representatives in a July 7, 2020 Zoom meeting that they "may make that request in the future".

  It is inconceivable that the recent past and future planned projects, along with this lighting Project will not produce reasonably foreseeable circumstances that could result in potential cumulative effects on people, property and/or biological resources.

Planning Response 4, pp. 9-11: The Department makes several unsubstantiated claims that noise impacts would not be significant. The Department also claims that:

- The baseline condition "*includes the approximately 40 to 50 evenings where the school uses temporary lights"* that require diesel-powered generators.

- The school does not "*expect the project to create an overall increase in event attendance*", with a footnote on p. 10 that states event noise would not be expected to exceed 10 decibels (dBA) above existing ambient noise levels, which "*would be considered substantial*".
- Noise generated from evening use of the stadium "*would be largely from unamplified voices*".
- The Department does acknowledge that evening field use would occur "*at a more noise-sensitive time*" but claims that noise that does not interfere with sleep disturbance or result in physiological effects is not considered unusual in the City and "*is not considered a significant impact under CEQA*".

CHEE Rebuttal: All of these claims are false.

- CHEE's CEQA appeal letter contained a comparative noise analysis that provides substantial evidence that noise impacts are likely to be significant.
- The appropriate baseline condition is not the use of temporary lighting, but rather no lighting at all. As CHEE and SINA have argued in prior submittals, the temporary lighting use was apparently unlawful under Planning Code Section 205.4(b). Neighbor testimony is that prior to the 2019-2020 winter season, temporary lights were used only rarely. For the first time in 2019-2020, temporary lights were brought in for a 4 to 6-week period and the lights were often left on with no one on the field or for a small group that could of used the existing lighted practice field. The Department apparently obtained the 40-50 nights value from SI's response letter. Regardless, the Project would increase the field use to 150 nights, or three times the alleged "baseline".
- The school does expect the project to result in larger event attendance, as we noted before and as stated in the CUA application: "*the lights will enable the school to have night games; increasing parental participation…*" It is also very likely that non-football games and even practices would have greater parental attendance if held in the evenings.
- We do not know how the Department determined that a 10 decibel noise level change is the appropriate threshold for CEQA significance. Even if applicable to this Project (we believe the appropriate threshold is 8 decibels per the City's Noise Guideline), our analysis clearly showed that noise levels are likely to exceed that threshold over ambient conditions for all games, at least along 39th Avenue and most of Rivera Street.
- The Department's claim that only noise that interferes with sleep disturbance or results in physiological effects would be significant is unsubstantiated. Furthermore, neighbor testimony provided as part of the appeal reported that sleep has been disrupted, especially for the neighborhood's small children who go to bed early, during past field use under temporary lights.
- The claim that noise would be largely unamplified is patently false. SINA has audio/video of recent daytime practices that used amplified sound and neighbor testimony reported the impacts from frequent and typical amplified sound including music for games and events other than the large football games.

Planning Response 8, pp. 13-14: With regard to aesthetics, the Department states that the Project "*would not substantially degrade the existing visual character or quality of the site and its surroundings*" but admits that it would "*change the existing character*" of the site, and the surrounding neighborhood.

The Department then claims that CEQA does not consider impacts to the *"private views"* from surrounding residences, and that the light towers would be "*consistent with the primary purpose of the project site as a school athletic stadium*".

CHEE Rebuttal: The Department's arguments are flawed. SINA's prior submittals provided substantial evidence (including photo renditions) showing that the light towers would have visual impacts to public views not just private views for a wide area around the school.

More troubling, the Department seems to suggest that if a proposed new project is somehow consistent with the existing site's primary purpose, then it is perfectly acceptable on aesthetic grounds - regardless of its aesthetic impacts. This perspective could set a dangerous precedent for all kinds of undesirable development in the future.

B. Saint Ignatius (SI) Response Letter

SI Response p. 7: With regard to landscaping SI states: *"The school is presently in discussions with Climate Action Now…and the SFPUC to install drainage swales on Rivera Street and landscaping for 39th Avenue."*

CHEE Rebuttal: SI has not provided a landscaping plan and there is no guarantee to provide landscaping, so any discussions are merely "speculative" at this time. Further, the school does not address the need for installing street trees along both Rivera Street and 39th Avenue in accordance with the City's Urban Forestry Ordinance, Planning Code Streetscape standards, and SF Better Streets program.

SI Response p. 7: With regard to CEQA, SI states: "*There will be no expansion of use and therefore no significant new noise, parking or traffic impacts.*"

CHEE Rebuttal: Both the school and the Department fail to recognize that the additional impacts of the project will result precisely from shifting field use from daytime into the evening and night time hours.

The noise impacts will be greater since it is typically quieter in the neighborhood during the evenings, the traffic impacts of large football games will overlap with peak commute times, and the current parking issues experienced during the day would continue on into the evening and night under the Project's expanded times of field use.

It is completely misleading to suggest that 79 SI teams would benefit from the lighting. SI's response (p. 2) and the table on p. 7 both list 79 teams (this table also appears in the

Department's response letter). According to the Project application materials only 17 teams actually use the field – 3 football teams, 6 soccer teams, 4 lacrosse teams, and 4 track/field teams.

SI Response p. 8: With regard to noise, SI states that noise at the athletic field "*already exists and has existed for decades*" and there will be no increase in noise levels by shifting use into the evening and night time. Another statement suggests that CHEE's analysis of other comparable schools is flawed and inappropriate since ambient noise levels are higher at the SI Project than at the other schools. Lastly, SI states: "*a proper noise impact analysis must use actual data at and surrounding a particular site to measure impacts*" (SI response footnote 1).

CHEE Rebuttal: The actual noise level itself may not increase, but the noise impact will increase since day time ambient noise levels are higher due to current school activities, local MUNI service, and day time traffic. Evening and night time ambient levels are lower than during the day in this quiet neighborhood as documented by neighbor testimony and by my own personal experience visiting the neighborhood numerous times on school days, weekday evenings, nights, and weekends.

SI clearly does not understand our comparative noise analysis. It did not evaluate ambient noise levels at the other schools at all. It took the measured noise levels from games and practices at those other schools; then mathematically converted those measurements using standard sound transmission equations to obtain equivalent noise levels at this Project's property lines; and then compared those adjusted noise levels to the published ambient noise levels in this Project's immediate neighborhood.

We agree that a proper noise impact analysis must use actual data; however, as CHEE and SINA have reiterated – it is the responsibility of the Project sponsor to conduct such studies.

SI Response p. 8-9: SI states that CHEE's parking and traffic study was "*unscientific*" since it was a desktop analysis, that parking issues are an existing condition, and that the Project would only change the times of parking impacts, not increase them.

CHEE Rebuttal: First, our analysis was not intended and should not be construed as a CEQA study. Second, desktop analysis is a valid and well-accepted scientific method used in many fields[7] including natural resource investigations where onsite field work is impossible, cost prohibitive, or unnecessary. Again, it is not the Appellant's responsibility to undertake the actual studies necessary to determine potential impacts which would rightfully require onsite work.

Our analysis simply used available information to evaluate current conditions on different occasions reflective of a school practice, a school game, and no school activity at the Project site.

---

7 https://www.researchgate.net/profile/Glenn_Bowen/publication/240807798_Document_Analysis_as_a_Qualitative_Research_Method/links/59d807d0a6fdcc2aad065377/Document-Analysis-as-a-Qualitative-Research-Method.pdf

To correct SI's completely false statement that I "*admitted*" that I did the analysis from my desk in New Hampshire (as if that even makes a difference), the parking and traffic analysis was actually conducted with the assistance of SINA members in San Francisco who used desktop methods supplemented with field checks and measurements in the neighborhood surrounding the school.

Most important, the Musco photometrics and Verde design documents are themselves desktop analyses conducted via computer-based methods. So, the obvious conclusion to SI's argument is that those studies must also be flawed and unscientific. Please refer to Kera Lagios' response letter being submitted simultaneously with this letter for more information on the flaws in the school's lighting "study".

Interestingly, SI made no comment about CHEE's critique of the Large Event Management Plan. It can only be concluded by this silence that SI has no arguments against our critique and agrees that it is a flawed plan that will not work in practice.

SI Response p. 9: SI also accuses me personally of "*complaining*" about the aesthetic impacts of the four lighting towers.

CHEE Rebuttal: We never mentioned aesthetics in our CEQA appeal letter. Aesthetics was mentioned once in our CUA appeal letter in the context of Planning Code Section 101.1(b) where we noted that 90-foot towers in a residential 40-foot height district does not protect the neighborhood character as required under the Code. We stand by our argument.

SI Response p. 9: With regard to sensitive species, SI claims that I said *"without evidence"* that sensitive species exist near the field and that they need darkness and that the field is artificial turf that provides no habitat.

CHEE Rebuttal: We provided documentation that sensitive species (e.g., rare, threatened or endangered species list by the federal and state agencies) do exist near the school or are likely to be present. Some of those listed species do require darkness. Artificial turf does not mean there is no habitat for most of these species – primarily birds and bats that would not inhabit the ground surface of the field. There is plenty of available habitat directly surrounding the field.

The added impact of 90-foot tall lights used 150 nights per year can reasonably be expected to affect these species more than they are affected under current conditions, and the added impact could put such species at greater risk. Again, it is not the Appellant's responsibility to conduct the studies needed to determine the level of significance.

SI Response p. 9: With regard to lighting impacts, SI claims that it is not true that similar athletic field projects typically require an EIR, and that two schools cited by SINA or by CHEE in prior submittals "*did not involve the simple addition of lights to an existing field like this project"*, and that more extensive projects found that adding lights was insignificant.

CHEE Rebuttal: SI's contention is false. SINA's June 9, 2020 Commission submittal and

CHEE's CEQA appeal letter collectively referenced eleven high schools with similar projects. A review of those projects shows that all but one involved only new lighting, or only new lighting and ancillary equipment such as new bleachers and/or replacement (not new) sound systems.

Mysteriously, SI then references a school (Exhibit A of the response) for which an EIR was conducted and aesthetics were found to be not significant. It is very important to note that the EIR in that case found that non-construction related noise impacts would be significant and unavoidable as our noise impact analysis above also showed for other schools.

As both SINA and CHEE noted in our prior submittals, numerous other similar projects have also found some impacts whether noise, traffic, parking or the lighting itself to have significant impacts. We standby the prior statement that such projects do typically require EIRs.

Sincerely,

Maryalice Fischer

Maryalice Fischer
Executive Director, CHEE LLC

From: Gary Martinovsky
To: Yee, Norman (BOS); Haney, Matt (BOS); MandelmanStaff, [BOS]; Peskin, Aaron (BOS); Mar, Gordon (BOS); Preston, Dean (BOS); Fewer, Sandra (BOS); Safai, Ahsha (BOS); Ronen, Hillary; Stefani, Catherine (BOS); Walton, Shamann (BOS); Board of Supervisors, (BOS)
Subject: nharlan@siprep.org
Date: Monday, October 5, 2020 10:32:53 AM

This message is from outside the City email system. Do not open links or attachments from untrusted sources.

October 5, 2020

President Norman Yee
and Members of the San Francisco Board of Supervisors
City Hall
1 Dr. Carlton B. Goodlett Place, Room 244
San Francisco, CA 94102-4689

Re: Lights at St. Ignatius Field File No. F200992 and 200996

Dear Honorable Supervisors:

I am an anesthesiologist at California Pacific Medical Center. We live in Glen Park. My son is a junior high school student at St. Ignatius.

I'm writing in strong support for approval of lights at St. Ignatius Field in order to create more options for student athletes and also to allow St. Ignatius to implement a later start time in accordance with CA State law.

There are fewer and fewer spaces for students to practice field sports in San Francisco and allowing SI to install these lights will keep students closer to the campus rather than traveling great distances to practice.

St. Ignatius College Preparatory has been an excellent center of learning not just to take tests and excel academically but to be in service to others. Many of those lessons are learned through the shared experience on the sports field. Even the students who participate as spectators gain a strong feeling of community by supporting their friends and fellow classmates.

The San Francisco Planning Commission voted 6 to 1 in favor of this approval in July and the process has been underway for over seven years. Please consider the students who will be impacted by this addition to our field sports program and the impacts it will have on the positive development of young lives.

Please vote YES! to the lights at St. Ignatius Field and thank you for your consideration.

Sincerely,

Gary Martinovsky, M.D.

From:	Laura Resnansky
To:	Yee, Norman (BOS); Stefani, Catherine (BOS); Haney, Matt (BOS); MandelmanStaff, [BOS]; Peskin, Aaron (BOS); Mar, Gordon (BOS); Preston, Dean (BOS); Fewer, Sandra (BOS); Safai, Ahsha (BOS); Ronen, Hillary; Walton, Shamann (BOS); Board of Supervisors, (BOS)
Cc:	nharlan@siprep.org
Subject:	Lights at St. Ignatius Field File No. F200992 and 200996
Date:	Monday, October 5, 2020 10:36:11 AM

This message is from outside the City email system. Do not open links or attachments from untrusted sources.

Dear President Norman Lee, Supervisor Stefani or Honorable Supervisors:

I am a San Francisco resident since 1998 and a parent of a junior at St. Ignatius College Prep. My son, Hayden has enjoyed his academic experience at SI and he is in his third year playing football and lacrosse. I have two other younger children and we are devoted to our SI community, both through the church and the school. I am 20+ year executive at Genentech and committed to bringing medicines to all patients while supporting many local community service efforts in the bay area.

I'm writing in strong support for the approval of lights at St. Ignatius Field in order to create more options for student-athletes and also to allow St. Ignatius to implement a later start time in accordance with CA State law.

There are fewer and fewer spaces for students to practice field sports in San Francisco and allowing SI to install these lights will keep students closer to the campus rather than traveling great distances to practice.

St. Ignatius College Preparatory has been an excellent center of learning not just to take tests and excel academically but to be in service to others. Many of those lessons are learned through the shared experience on the sports field. Even the students who participate as spectators gain a strong feeling of community by supporting their friends and fellow classmates.

The San Francisco Planning Commission voted 6 to 1 in favor of this approval in July and the process has been underway for over seven years. Please consider the students who will be impacted by this addition to our field sports program and the impacts it will have on the positive development of young lives.

Please vote YES! to the lights at St. Ignatius Field and thank you for your consideration.

Sincerely,

Laura Resnansky

2964 Jackson Street Apt #1 SF, CA 94115

laurares@gene.com

Laura Resnansky | Product Development, Global Clinical Operations |
Immunology, Infectious Diseases, Ophthalmology and Neuroscience (I2ON) | 650-296-8029 | laurares@gene.com |

From: Mr. Michael Clark
To: Yee, Norman (BOS); Board of Supervisors, (BOS); Haney, Matt (BOS); MandelmanStaff, [BOS]; Peskin, Aaron (BOS); Mar, Gordon (BOS); Preston, Dean (BOS); Fewer, Sandra (BOS); Safai, Ahsha (BOS); Ronen, Hillary; Stefani, Catherine (BOS); Walton, Shamann (BOS)
Subject: Lights Project at SI
Date: Monday, October 5, 2020 10:41:57 AM

This message is from outside the City email system. Do not open links or attachments from untrusted sources.

President Norman Yee and Members of the San Francisco Board of Supervisors
City Hall
1 Dr. Carlton B. Goodlett Place, Room 244
San Francisco, CA 94102-4689

Re: File No. 200992 and 200996

Dear President Norman Yee and Members of the San Francisco Board of Supervisors,

My name is Michael Clark and I am an assistant football coach and director of the student-athlete academic achievement program at St. Ignatius College Preparatory (SI).

I'm writing with great enthusiasm to express my strong support for approval of the low glare state of the art lights at the St. Ignatius College Preparatory Field. There are countless benefits to why the lights project is important and how voting "Yes" will have a far-reaching positive effect to a wide-scope of people and communities. I have outlined some key reasons in the following paragraphs.

The most significant benefit to voting "Yes" is the positive effect the lights will bring to the SI students overall wellbeing. Lights create a pathway to a more-balanced school/co-curricular activities day through eliminating extensive travel time, alleviating the financial burden of finding transportation to various off-campus field locations in San Francisco and prioritizes our youth's physical, mental and emotional safety first.

Additionally, the benefits of lights will extend to the student's families. Speaking personally as a parent, having the peace of mind that my child is practicing in a safe environment that doesn't require them to get into a car and travel the frantic streets of San Francisco is priceless. It also eliminates the stress of finding transportation to off-campus sites. Voting "Yes" is a "green" environmentally friendly choice, fewer cars on the road equals less emissions.

Another important aspect that must be taken into consideration is SI, in compliance with California State law, will be pushing each school-day's start-time back. In turn, this will push the day's end-time back. Low glare lights will allow for extended field space with the shortened daylight for SI teams to practice. This flexibility in

scheduling promotes a healthier lifestyle for students, coaches, teachers and parents. Lights will also create additional fun and educational life experiences for San Francisco's youth through the field space usage of various San Francisco OST programs.

Lastly, as with many of you, some of the SI student bodies most cherished memories are rooted in Friday night football games. These shared experiences play a significant role in the SI students overall development, is an important piece to their high school experience and promotes a strong sense of community.

In closing, I ask you to take full consideration of the undeniable positive benefits outlined above and vote "YES" to moving forward with lights at the St. Ignatius College Prep. Field

Thank you for your time and consideration.

Respectfully,

Michael Clark

From:	Josette Goedert
To:	Board of Supervisors, (BOS)
Subject:	Re: Appeal of CEQA Exemption Determination and Conditional Use Authorization - Proposed Project - 2001-37th Avenue CUA #2018-012648
Date:	Monday, October 5, 2020 11:16:22 AM

This message is from outside the City email system. Do not open links or attachments from untrusted sources.

Hi Board of Supervisors,

I have included below the view of SI's football field from outside my front window. Your decision on whether or not to allow them to have lights will **greatly** affect our livelihood and will force our decision on whether or not we will be able to raise our child here in San Francisco.



I understand that SI's viewpoint is that this will be beneficial for their students, but I have included data to showcase that the other Western Catholic School's that they play against either have the appropriate area to serve their after school activities or do not have as many sports programs. Please note that if SI did a better job at managing their activities by **NOT** renting out their field every weekend, then they wouldn't **NEED** lights. They are exploiting their children to each and every one of you to gain sympathy where no sympathy should be warranted. SI is infamous for making their private school a commercial business and quite frankly it's deplorable behavior at this point.

I've listed the schools that SI usually plays in football and whether or not they have lights. Please note that **NO** opposing schools have lights:

Schools SI Plays in	**Address of opposing**	**Lights/No lights**	**School field**

Football	**school**		
ArchbishopMitty HS	5000 Mitty Way, San Jose, CA 95129	No lights – and their field backs up directly to homes.	
Napa High School	2475 Jefferson St, Napa, CA 94558	No lights – and their field backs up directly to homes.	
Palo Alto High School	50 Embarcadero Rd, Palo Alto, CA 94301	No lights.	
Riordan	175 Frida Kahlo Way, San Francisco, CA 94112	No lights – and their field backs up directly to homes.	
Sacred Heart Cathedral	1055 Ellis St, San Francisco, CA 94109	Play at Kezar Stadium.	*They always rent out a field for their home games
Sacred Heart Prep	150 Valparaiso	No lights.	

	Ave, Atherton, CA 94027		
Saint Francis High School	1885 Miramonte Ave, Mountain View, CA 94040	No lights.	
St. Mary's High School	1294 Albina Ave, Albany, CA 94706	No lights – and their field backs up directly to homes.	
Valley Christian	100 Skyway Dr, San Jose, CA 95111	No lights.	

I'm asking you to please **VOTE NO** for SI to receive lights. And also please note that if you do indeed vote yes, that you are inherently voting against young families in the Outer Sunset neighborhood to have a fighting chance to raise their kids here. San Francisco should protect young families and not allow a private school to dictate how we should live. Afterall - we pay taxes here and they do not.

Best,

Josette Goedert

On Tue, Sep 8, 2020 at 11:45 AM Josette Goedert <josette.goedert@gmail.com> wrote:

Hi Board of Supervisors,

My name is Josette Goedert and I live in the Sunset District at 2837 Rivera Street and I support the SI Neighborhood Association appeals against the proposed Saint Ignatius Stadium Lights.

We have lived directly across from Saint Ignatius for 8 years now (39th and Rivera) and their level of consideration has gone significantly down. At first we were able to come home and enjoy our home on the weekends or evenings, but now it's almost out of question. Every single weekend they either have a game or have rented out their fields to external organizations such as pee-wee football, lacrosse, soccer, frisbee golf, all day activities or sports camps, etc. If we need to leave the house we know that we will not get parking anywhere near our home or have any peace and quiet. The events start early in the morning (sometimes blowing whistles and the loudspeaker on as early as 6:45 AM on a Saturday) to not ending until way past 4 or 5 PM in the evening. This goes on almost every weekend. Saint Ignatius also starts some practices Monday through Friday with whistles blowing again as early as 6:45 AM.

We've had our driveway blocked so many times that we have resorted to calling SFMTA to issue tickets because we have no other choice. I personally have had SI parents blatantly ask me if I was going anywhere "anytime soon", so that they could illegally block my driveway because they were late for an event at the school and they couldn't find close parking. I had to let those parents know that if they remained parked in my driveway that I would tow them and that it didn't matter if I had anywhere to go - I need access to my car in the garage. I have called the school several times to get their students to move their cars out of my driveway or out of my neighbors driveway. Anytime I have politely asked a student to move their vehicle 9 times out of 10 they have argued with me and then I tell them that they can get their car out of the impound if they park there. They then move their vehicles out of my driveway. I have included a photo of their student's vehicle in my driveway from May 5th, 2015. When I called the school and SFMTA - the student arrived just before SFMTA did and moved their vehicle. On this particular occasion I was significantly late for a meeting that day due to their student parking in my driveway and I told the SI office that, but they didn't seem to care, but only offered the rebuttal of "the student's know the rules and we had them move their vehicle."

On weekends it's worse because the people who come from outside the city never obey the red on the driveway. We had a pickup truck park in between my driveway and our neighbors (mind you a Prius can fit there, but nothing bigger). I then had to argue with the driver to move his truck and he told me that he was late for his son's football game and I had to let him know that his truck would be in the impound if he didn't move it. Almost every week and weekend I have to let someone know to not park in my driveway. The last time I called SFMTA was last November on a weekend and the driver argued with SFMTA for giving them a ticket. Due to Covid this year we have not had to call or let someone know to not park in our driveway.

When Saint Ignatius had their temporary lights up last year they were shining directly into our home. We could turn the lights off in our house and have it still be illuminated brightly. SI did not turn the lights off when they were supposed to and sometimes they stayed on for at least another hour after they were supposed to be turned off. This would be as late as 10 PM some nights. The level of consistent noise from the loud speaker is blaring. I have

included a video from their practice on June 15, 2020 at 4:05 PM. This is a small example of how loud it is, but please note it's much louder for games and for all day weekend events and games.

Overall, SI isn't a good neighbor and now that we have a 1 year old daughter - I would like to be able to keep her naptime and bedtime routine without consistent noise, crowds, loud speakers and bright lights. Saint Ignatius has not taken into consideration how this will affect the small children in the community when the lights won't go off until late shining directly into their bedrooms. Having the lights be used for up to 150 nights per year is absolutely ludicrous and in the end potentially causes our child's nighttime routine to be drastically changed. They have not taken into consideration how the small children in the neighborhood would be affected by their NON-ESSENTIAL 90 foot lights. The SF Planning's yes vote has shown our community that the city favors Saint Ignatius and their students that pay an exorbitant amount of tuition for a project that doesn't directly affect their education, but negatively affects the Outer Sunset. The Saint Ignatius students and parents do not have to live with these lights and 5G technology across from their homes. They will drive home, which is mostly outside of San Francisco city limits.

Please note the negative effects on our neighborhood, especially those living directly across the street:

- These lights will be enormous (90 feet!) / out of character for our residential neighborhood and will be shining directly into our windows
- If the lights are built - enforcement of SF Planning's rules is left up to the neighbors to report
- SI was granted the permit without any environmental, parking or health studies to prove that this project should not move forward
- SI will not engage with the neighbors to discuss our concerns and have flat out refused to hear our alternatives / the complete opposite of what they tout themselves as "Good Neighbor Program"
- Extending the activities to late evening will further compound the issues we already have to endure every weekend from SI and will now be Monday through Sunday - this is not okay!
- These lights will permanently alter the livability of our Sunset neighborhood

Please note that it remains beneficial to preserve the family oriented environment that has been developing over the years for young families here in the Outer Sunset. I cannot in good conscience find anything positive with their proposal for 90 foot lights, up to 150 nights a year field usage and 5G technology. Saint Ignatius likes to tout themselves as good neighbors, but they are anything but that. PLEASE VOTE NO.

Best,

Josette

From:	Carole Miyahara
To:	Yee, Norman (BOS); Haney, Matt (BOS); MandelmanStaff, [BOS]; Peskin, Aaron (BOS); Mar, Gordon (BOS); Preston, Dean (BOS); Fewer, Sandra (BOS); Safai, Ahsha (BOS); Ronen, Hillary; Stefani, Catherine (BOS); Walton, Shamann (BOS); Board of Supervisors, (BOS)
Cc:	nharlan@siprep.org
Subject:	Support of lights at St. Ignatius field
Date:	Monday, October 5, 2020 11:35:28 AM

This message is from outside the City email system. Do not open links or attachments from untrusted sources.

October 5, 2020

President Norman Yee
and Members of the San Francisco Board of Supervisors
City Hall
1 Dr. Carlton B. Goodlett Place, Room 244
San Francisco, CA 94102-4689

Re: Lights at St. Ignatius Field File No. F200992 and 200996

Dear Supervisor Catherine Stefani,

My name is Carole Miyahara and I have lived in the Marina district for 20 years. I have 2 boys, 14 and 11 years old. I'm writing in strong support for approval of lights at St. Ignatius Field in order to create more options for student athletes and also to allow St. Ignatius to implement a later start time in accordance with CA State law.

My oldest son plays lacrosse at SI and being on the team has had such a positive impact on him. He has learned to work as a team, manage his schedule, and the list goes on and on. Currently, the team cannot find a local field to practice at and has been having practice in Pacifica. For working and non working parents, this really puts a lot of strain on our families to make sure our boys can attend practice. There are approximately 100 boys (and families) having to find ways to get to Pacifica. If there were lights at the SI field, the students athletes could practice in the evening, which would be much safer and logistically more convenient for families that lives in SF

Having lights at the field would also allow the teams to have the option to have games in the evening rather than in the afternoon. If the games are in the evening, the student athletes will be able to use their time to do their homework and study. If would be a positive thing if the student athletes can study after school when they are more mentally rested.

The San Francisco Planning Commission voted 6 to 1 in favor of this approval in July and the process has been underway for over seven years. Please consider the

students who will be impacted by this addition to our field sports program and the impacts it will have on the positive development of young lives.

Please vote YES! to the lights at St. Ignatius Field and thank you for your consideration.

Sincerely,

Carole Miyahara, mom to Jonathan Benerofe (2027)

2324 Bay St

SF, CA 94123

Carolemiyahara@sbcglobal.net

From:	Arno Harris
To:	Fewer, Sandra (BOS)
Cc:	Yee, Norman (BOS); Haney, Matt (BOS); MandelmanStaff, [BOS]; Peskin, Aaron (BOS); Mar, Gordon (BOS); Preston, Dean (BOS); Safai, Ahsha (BOS); Ronen, Hillary; Stefani, Catherine (BOS); Walton, Shamann (BOS); Board of Supervisors, (BOS)
Subject:	Re: Lights at St. Ignatius Field File No. F200992 and 200996
Date:	Monday, October 5, 2020 11:40:16 AM

This message is from outside the City email system. Do not open links or attachments from untrusted sources.

Dear Supervisor Fewer and Honorable Supervisors:

My wife and I have lived in the Inner Richmond for almost 10 years, raising our four boys in our home near Mountain Lake Park. Our twin 17-year olds are now in their senior year at St. Ignatius, where they've played lacrosse, football and track.

We've seen firsthand how important high school sports have been to their development and health. With its growing population, San Francisco needs more facilities for all youth sports and the ability to operate those facilities into the evening.

I'm writing in strong support for approval of lights at St. Ignatius Field in order to create more options for student athletes and also to allow St. Ignatius to implement a later start time in accordance with CA State law.

St. Ignatius College Preparatory has been an excellent center of learning not just to take tests and excel academically but to be in service to others. Many of those lessons are learned through the shared experience on the sports field. Even the students who participate as spectators gain a strong feeling of community by supporting their friends and fellow classmates.

The San Francisco Planning Commission voted 6 to 1 in favor of this approval in July and the process has been underway for over seven years. Please consider the students who will be impacted by this addition to our field sports program and the impacts it will have on the positive development of young lives.

Please vote YES! to the lights at St. Ignatius Field and thank you for your consideration.

Sincerely,

Arno Harris

--
Arno Harris
104 Funston Ave, San Francisco, CA 94118
arno@arnoharris.com

From:	Carlos Herrera
To:	Yee, Norman (BOS); Haney, Matt (BOS); MandelmanStaff, [BOS]; Peskin, Aaron (BOS); Mar, Gordon (BOS); Preston, Dean (BOS); Fewer, Sandra (BOS); Safai, Ahsha (BOS); Ronen, Hillary; Stefani, Catherine (BOS); Walton, Shamann (BOS); Board of Supervisors, (BOS)
Subject:	Lights at St. Ignatius Field File No. F200992 and 200996
Date:	Monday, October 5, 2020 11:47:04 AM

This message is from outside the City email system. Do not open links or attachments from untrusted sources.

October 5, 2020

President Norman Yee
and Members of the San Francisco Board of Supervisors
City Hall
1 Dr. Carlton B. Goodlett Place, Room 244
San Francisco, CA 94102-4689

Re: Lights at St. Ignatius Field File No. F200992 and 200996

Dear Supervisor Norman Yee and Honorable Supervisors:

My name is Carlos Herrera and I have been a resident of San Francisco since my family arrived here in 1982. I am now a parent of 2 children, currently enrolled at SI. My daughter is a Junior this year and my son is a Freshman.

I'm writing in strong support for approval of lights at St. Ignatius Field in order to create more options for student athletes and also to allow St. Ignatius to implement a later start time in accordance with CA State law.

There are fewer and fewer spaces for students to practice field sports in San Francisco and allowing SI to install these lights will keep students closer to the campus rather than traveling great distances to practice.

St. Ignatius College Preparatory has been an excellent center of learning not just to take tests and excel academically but to be in service to others. Many of those lessons are learned through the shared experience on the sports field. Even the students who participate as spectators gain a strong feeling of community by supporting their friends and fellow classmates.

The San Francisco Planning Commission voted 6 to 1 in favor of this approval in July and the process has been underway for over seven years. Please consider the students who will be impacted by this addition to our field sports program and the impacts it will have on the positive development of young lives.

Please vote YES! to the lights at St. Ignatius Field and thank you for your consideration.

Sincerely,

Carlos Herrera
111 Dellbrook Avenue, SF CA 94131
carlosfherrera@yahoo.com

From:	Erin
To:	Yee, Norman (BOS); Haney, Matt (BOS); MandelmanStaff, [BOS]; Peskin, Aaron (BOS); Mar, Gordon (BOS); Preston, Dean (BOS); Fewer, Sandra (BOS); Safai, Ahsha (BOS); Ronen, Hillary; Stefani, Catherine (BOS); Walton, Shamann (BOS); Board of Supervisors, (BOS)
Subject:	Lights at St. Ignatius Field File No. F200992 and 200996
Date:	Monday, October 5, 2020 12:03:01 PM

This message is from outside the City email system. Do not open links or attachments from untrusted sources.

President Norman Yee and Members of the San Francisco Board of Supervisors
City Hall
1 Dr. Carlton B. Goodlett Place, Room 244
San Francisco, CA 94102-4689

Good morning,
Thanks to all of you for your efforts and support of the many San Francisco communities. I have had the pleasure of enjoying all of your communities over my lifetime as a resident and a worker and a wekender. We currently are residents of San Mateo and continue to enjoy San Francisco regularly. We have chosen St Ignatius for our children's high school experience not just for the education but for the community. A community whose foundation is the action of giving back. My daughter is a graduate and was an athlete but was not offered the opportunity to play and cheer on fellow classmates on their own lit field. We are very hopeful that our son, currently a freshman and football player will be gifted this opportunity. We live near to a high school football field, Aragon, and have often enjoyed their Friday night games as a family. The community comes to enjoy the excitement of watching young adults play and compete. I know that SI has been working diligently for years for this to become a reality and we feel very grateful to you for your consideration.

Please vote YES! to the lights at St. Ignatius Field and thank you for your time.

Sincerely,
Erin and Brian Schenone
114 Seville Way
San mateo, CA 94402
erin_schenone@hotmail.com

From: Shelley Goldberg
To: Yee, Norman (BOS); Haney, Matt (BOS); MandelmanStaff, [BOS]; Peskin, Aaron (BOS); Mar, Gordon (BOS); Preston, Dean (BOS); Fewer, Sandra (BOS); Safai, Ahsha (BOS); Ronen, Hillary; Stefani, Catherine (BOS); Walton, Shamann (BOS); Board of Supervisors, (BOS)
Cc: Doug Goldberg
Subject: Lights at St. Ignatius Field File No. F200992 and 200996
Date: Monday, October 5, 2020 12:33:17 PM

This message is from outside the City email system. Do not open links or attachments from untrusted sources.

October 5, 2020

President Norman Yee
and Members of the San Francisco Board of Supervisors
City Hall
1 Dr. Carlton B. Goodlett Place, Room 244
San Francisco, CA 94102-4689

Re: Lights at St. Ignatius Field File No. F200992 and 200996

Dear Supervisor Yee and all San Francisco supervisors:

I am a parent of a current St. Ignatius College Preparatory student. I grew up in St. Francis Woods, my brother went to St. Ignatius and my parents and sister still live in your district. I helped with the SI drama stage crew in my high school years so this school and neighborhood are part of the fabric of my life. Even though my family lives in San Mateo, our lives center around our youngest son who attends SI. He works out there during the school week and is on the football team.

During this pandemic, the ability to exercise outside with his classmates at safe distances and with masks has been a life line not only for fitness, but for seeing his friends and classmates and feeling connected during these "zoom times". All athletes at SI are taking advantage of this pandemic fitness program that started a few weeks ago, with the football field being central to these workouts. As we lose daylight savings time, the ability to continue these safe practices is imperative. These practices are not noisy and well managed. Going forward, the ability to build family community around Friday night games is central to a high school life and to community building not only for the school families, but for the local neighborhood looking to enjoy local sports. I have seen first hand at schools in San Mateo that those high schools that have these night time game opportunities build safe teen activities and strong family communities.

I'm writing in strong support for approval of lights at St. Ignatius Field in order to create more options for student athletes and also to allow St. Ignatius to implement a later start time in accordance with CA State law.

There are fewer and fewer spaces for students to practice field sports in San Francisco and allowing SI to install these lights will keep students closer to the campus rather than traveling great distances to practice.

St. Ignatius College Preparatory has been an excellent center of learning not just to take tests and excel academically but to be in service to others. Many of those lessons are learned through the shared experience on the sports field. Even the students who participate as spectators gain a strong feeling of community by supporting their friends and fellow classmates.

The San Francisco Planning Commission voted 6 to 1 in favor of this approval in July and the process has been underway for over seven years. Please consider the students who will be impacted by this addition to our field sports program and the impacts it will have on the positive development of young lives.

Please vote YES! to the lights at St. Ignatius Field and thank you for your consideration.

Sincerely,

Shelley Dougery Goldberg

243 Irving Street, San Mateo, CA 94402

shelleydgoldberg@gmail.com

From:	Patricia Cumiskey
To:	Haney, Matt (BOS); MandelmanStaff, [BOS]; Peskin, Aaron (BOS); Mar, Gordon (BOS); Preston, Dean (BOS); Fewer, Sandra (BOS); Safai, Ahsha (BOS); Ronen, Hillary; Stefani, Catherine (BOS); Walton, Shamann (BOS); Board of Supervisors, (BOS)
Subject:	Lights at St. Ignatius Field File No. F200992 and 200996
Date:	Monday, October 5, 2020 12:40:36 PM

This message is from outside the City email system. Do not open links or attachments from untrusted sources.

October 5, 2020

Members of the San Francisco Board of Supervisors
City Hall
1 Dr. Carlton B. Goodlett Place, Room 244
San Francisco, CA 94102-4689

Re: Lights at St. Ignatius Field File No. F200992 and 200996

Dear Honorable Board of Supervisors Members:

I am a parent to two high school students. I have been a San Francisco resident for over seven years and a San Francisco homeowner for over two years. I care deeply about children, so much so that I have been a SFUSD substitute teacher for over three years and I intentionally only accept teaching assignments in schools that filled with low income Hispanic children. Children our the key to the future. It is out of this concern for children/ student athletes that I am hoping St. Ignatius College Prep is allowed to place lights on its field. The lights will provide more opportunities for students. Furthermore I believe providing outdoor opportunities is extra important during during these challenging times.

I'm writing in strong support for approval of lights at St. Ignatius Field in order to create more options for student athletes and also to allow St. Ignatius to implement a later start time in accordance with CA State law.

There are fewer and fewer spaces for students to practice field sports in San Francisco and allowing SI to install these lights will keep students closer to the campus rather than traveling great distances to practice.

St. Ignatius College Preparatory has been an excellent center of learning not just to take tests and excel academically but to be in service to others. Many of those lessons are learned through the shared experience on the sports field. Even the students who participate as spectators gain a strong feeling of community by supporting their friends and fellow classmates.

The San Francisco Planning Commission voted 6 to 1 in favor of this approval in July and the process has been underway for over seven years. Please consider the

students who will be impacted by this addition to our field sports program and the impacts it will have on the positive development of young lives.

Please vote YES! to the lights at St. Ignatius Field and thank you for your consideration.

Sincerely,

Patricia Cumiskey
2145 Jackson Street
San Francisco, CA 94115

patricia.cumiskey@gmail.com

From:	Wilfred Bucoy
To:	Yee, Norman (BOS); Haney, Matt (BOS); MandelmanStaff, [BOS]; Peskin, Aaron (BOS); Mar, Gordon (BOS); Preston, Dean (BOS); Fewer, Sandra (BOS); Safai, Ahsha (BOS); Ronen, Hillary; Stefani, Catherine (BOS); Walton, Shamann (BOS); Board of Supervisors, (BOS)
Subject:	Please Vote YES: Lights at St. Ignatius Field File No. F200992 and 200996
Date:	Monday, October 5, 2020 12:56:10 PM

This message is from outside the City email system. Do not open links or attachments from untrusted sources.

October 5, 2020
President Norman Yee
and Members of the San Francisco Board of Supervisors
City Hall
1 Dr. Carlton B. Goodlett Place, Room 244
San Francisco, CA 94102-4689

Re: Lights at St. Ignatius Field File No. F200992 and 200996

Dear President Norman Yee and Honorable Supervisors:

As a District 7 resident, native San Franciscan, and parent of a St. Ignatius student and athlete, I'm writing in strong support for approval of lights at St. Ignatius Field in order to create more options for student athletes and also to allow St. Ignatius to implement a later start time in accordance with CA State law.

Team sports not only show positive effects on teen mental health, but also provide opportunities to play side-by-side with a diverse group of kids to create an inclusive environment for all. Now more than ever is a critical time to expand availability of fields through the approval of lights at St. Ignatius Field.

As a native of San Francisco, I have witnessed over the years a growing number of sports programs, as well as neighborhood children, and schools competing for the few fields we have available, and even more so that are lit at night. Allowing SI to install these lights will keep students closer to their school, rather than traveling great distances to practice and usurp another lit field from someone else.

St. Ignatius College Preparatory has been an excellent beacon of learning, not just to take tests and excel academically, but to be in service to others by building a strong community. Many of those lessons are learned through the shared experience on the sports field. Even the students who participate as spectators gain a strong feeling of community by supporting their friends and fellow classmates.

The San Francisco Planning Commission voted 6 to 1 in favor of this approval in July and the process has been underway for over seven years. Please consider the students who will be impacted by this addition to our field sports program and the impacts it will have on the positive development of young lives.

Please vote YES! to the lights at St. Ignatius Field and thank you for your consideration.

Sincerely,

Wilfred Edward Bucoy

366 Claremont Blvd
San Francisco, CA 94127
wilfred@bucoyfamily.com

From:	Stegner-Schwartz Emily
To:	Yee, Norman (BOS)
Cc:	Board of Supervisors, (BOS); Walton, Shamann (BOS); Stefani, Catherine (BOS); Ronen, Hillary; Safai, Ahsha (BOS); Fewer, Sandra (BOS); Preston, Dean (BOS); Mar, Gordon (BOS); Peskin, Aaron (BOS); MandelmanStaff, [BOS]; Haney, Matt (BOS)
Subject:	Please support light project at J.B. Murphy Field.
Date:	Monday, October 5, 2020 12:56:24 PM

This message is from outside the City email system. Do not open links or attachments from untrusted sources.

10/05/20

President Norman Yee
and Members of the San Francisco Board of Supervisors
City Hall
1 Dr. Carlton B. Goodlett Place, Room 244
San Francisco, CA 94102-4689

Re: Lights at St. Ignatius Field File No. F200992 and 200996

Dear Supervisor Yee & Honorable Supervisors:

I have lived in Forest Hill for over 10 years and have a child at St. Ignatius College Prep.

I'm writing in strong support for approval of lights at St. Ignatius Field in order to create more options for student athletes and also to allow St. Ignatius to implement a later start time in accordance with CA State law.

There are fewer and fewer spaces for students to practice field sports in San Francisco and allowing SI to install these lights will keep students closer to the campus rather than traveling great distances to practice.

St. Ignatius College Preparatory has been an excellent center of learning not just to take tests and excel academically but to be in service to others. Many of those lessons are learned through the shared experience on the sports field. Even the students who participate as spectators gain a strong feeling of community by supporting their friends and fellow classmates.

The San Francisco Planning Commission voted 6 to 1 in favor of this approval in July and the process has been underway for over seven years. Please consider the students who will be impacted by this addition to our field sports program and the impacts it will have on the positive development of young lives.

Please vote YES! to the lights at St. Ignatius Field and thank you for your consideration.

Sincerely,

Emily Stegner-Schwartz
29 Mendosa Ave., San Francisco, CA 94116
emilystegner@gmail.com

From:	Diem O"Carroll
To:	Yee, Norman (BOS); Haney, Matt (BOS); MandelmanStaff, [BOS]; Peskin, Aaron (BOS); Mar, Gordon (BOS); Preston, Dean (BOS); Fewer, Sandra (BOS); Safai, Ahsha (BOS); Ronen, Hillary; Stefani, Catherine (BOS); Walton, Shamann (BOS); Board of Supervisors, (BOS)
Subject:	Lights at St. Ignatius Field File No. F200992 and 200996
Date:	Monday, October 5, 2020 1:00:19 PM

This message is from outside the City email system. Do not open links or attachments from untrusted sources.

Dear Supervisor Norman Yee and Honorable Supervisors:

I'm a long time resident of West Portal, with children attending St. Ignatius and St. Brendan schools.

I’m writing in strong support for approval of lights at St. Ignatius Field in order to create more options for student athletes and also to allow St. Ignatius to implement a later start time in accordance with CA State law.

There are fewer and fewer spaces for students to practice field sports in San Francisco and allowing SI to install these lights will keep students closer to the campus rather than traveling great distances to practice.

St. Ignatius College Preparatory has been an excellent center of learning not just to take tests and excel academically but to be in service to others. Many of those lessons are learned through the shared experience on the sports field. Even the students who participate as spectators gain a strong feeling of community by supporting their friends and fellow classmates.

The San Francisco Planning Commission voted 6 to 1 in favor of this approval in July and the process has been underway for over seven years. Please consider the students who will be impacted by this addition to our field sports program and the impacts it will have on the positive development of young lives.

Please vote YES! to the lights at St. Ignatius Field and thank you for your consideration.

Sincerely,

Diem O'Carroll
146 Taraval Street, SF 94116
diemocarroll@gmail.com

From:	Sean Cumiskey
To:	Yee, Norman (BOS); Stefani, Catherine (BOS)
Cc:	MandelmanStaff, [BOS]; Peskin, Aaron (BOS); Mar, Gordon (BOS); Preston, Dean (BOS); Fewer, Sandra (BOS); Safai, Ahsha (BOS); Ronen, Hillary; Walton, Shamann (BOS); Board of Supervisors, (BOS)
Subject:	Lights at St. Ignatius Field File No. F200992 and 200996
Date:	Monday, October 5, 2020 1:27:29 PM

This message is from outside the City email system. Do not open links or attachments from untrusted sources.

Supervisor Stepfani

President Norman Yee
and Members of the San Francisco Board of Supervisors
City Hall
1 Dr. Carlton B. Goodlett Place, Room 244
San Francisco, CA 94102-4689

Re: Lights at St. Ignatius Field File No. F200992 and 200996

Dear Supervisor Stepfani:

I am a parent of two Saint Ignatius College Preparatory School students, and have lived in District 2 for the past nine years, and for fifteen of the past twenty years.

One of the reasons we moved back to SF from New York was the availability of outdoor athletic facilities for our children to grow and develop. In such a tumultuous year, with children stuck and home and learning through Zoom, the availability of these fields after the sun sets is even more important. Lights have been wonderful for the Beach Chalet athletic fields and it will be an asset for children of San Francisco when they are finally installed at SI as well.

I'm writing in strong support for approval of lights at St. Ignatius Field in order to create more options for student athletes and also to allow St. Ignatius to implement a later start time in accordance with CA State law.

There are fewer and fewer spaces for students to practice field sports in San Francisco and allowing SI to install these lights will keep students closer to the campus rather than traveling great distances to practice.

St. Ignatius College Preparatory has been an excellent center of learning not just to take tests and excel academically but to be in service to others. Many of those lessons are learned through the shared experience on the sports field. Even the students who participate as spectators gain a strong feeling of community by supporting their friends and fellow classmates.

The San Francisco Planning Commission voted 6 to 1 in favor of this approval in July and the process has been underway for over seven years. Please consider the students who will be impacted by this addition to our field sports program and the impacts it will have on the positive development of young lives.

Please vote YES! to the lights at St. Ignatius Field and thank you for your consideration.

Sincerely,

Sean Cumiskey

2145 Jackson Street, San Francisco, CA 94115

From: Kevin Barry
To: Yee, Norman (BOS); Haney, Matt (BOS); MandelmanStaff, [BOS]; Peskin, Aaron (BOS); Mar, Gordon (BOS); Preston, Dean (BOS); Fewer, Sandra (BOS); Safai, Ahsha (BOS); Ronen, Hillary; Stefani, Catherine (BOS); Walton, Shamann (BOS); Board of Supervisors, (BOS)
Subject: Lights at St Ignatius Field File No. F200992 and 200996
Date: Monday, October 5, 2020 1:37:16 PM

This message is from outside the City email system. Do not open links or attachments from untrusted sources.

October 5, 2020

President Norman Yee
and Members of the San Francisco Board of Supervisors
City Hall
1 Dr. Carlton B. Goodlett Place, Room 244
San Francisco, CA 94102-4689

Re: Lights at St. Ignatius Field File No. F200992 and 200996

Dear Honorable Supervisors:

My name is Kevin Barry and I am part owner and manage a business based here in San Francisco based in the Presidio. While I reside outside of the City, we have chosen to send our Son to St Ignatius College Prep.

He has had an incredible experience thus far at St Ignatius from both an academic and athletic perspective and we are grateful for what the school has offered to him as a student and as an athlete.

I'm writing in strong support for approval of lights at St. Ignatius Field in order to create more options for student athletes and also to allow St. Ignatius to implement a later start time in accordance with CA State law.

There are fewer and fewer spaces for students to practice field sports in San Francisco and allowing SI to install these lights will keep students closer to the campus rather than traveling great distances to practice.

St. Ignatius College Preparatory has been an excellent center of learning not just to take tests and excel academically but to be in service to others. Many of those lessons are learned through the shared experience on the sports field. Even the students who participate as spectators gain a strong feeling of community by supporting their friends and fellow classmates.

The San Francisco Planning Commission voted 6 to 1 in favor of this approval in July and the process has been underway for over seven years. Please consider the students who will be impacted by this addition to our field sports program and the impacts it will have on the positive development of young lives.

Please vote YES! to the lights at St. Ignatius Field and thank you for your consideration.

Sincerely,

Kevin Barry
90 Green Valley Court
San Anselmo, CA 94960

Kevin Barry
Managing Partner
SPMB
W: (415) 462-8311
M: (415) 819-2985
Email: kevin@spmb.com

CONFIDENTIALITY: This email and its attachments are intended for the above addressee(s) only and are confidential. Please do not forward.

From:	Kathryn Ann Dougery
To:	Yee, Norman (BOS); Haney, Matt (BOS); MandelmanStaff, [BOS]; Peskin, Aaron (BOS); Mar, Gordon (BOS); Preston, Dean (BOS); Fewer, Sandra (BOS); Safai, Ahsha (BOS); Ronen, Hillary; Stefani, Catherine (BOS); Walton, Shamann (BOS); Board of Supervisors, (BOS)
Cc:	nharlan@siprep.org
Subject:	Light for JB Murphy Field
Date:	Monday, October 5, 2020 1:48:24 PM

This message is from outside the City email system. Do not open links or attachments from untrusted sources.

President Norman Yee
and Members of the San Francisco Board of Supervisors
City Hall
1 Dr. Carlton B. Goodlett Place, Room 244
San Francisco, CA 94102-4689

Re: Lights at St. Ignatius Field File No. F200992 and 200996

Dear Honorable Supervisors:

I was born and raised in San Francisco and purchased a home in District 7 in1999. My brother is an alum and my nephew is a current student at SI. I have worked in education, although not at SI, for many years and understand the importance and challenges of HS sports.

I'm writing in strong support for approval of lights at St. Ignatius Field in order to create more options for student athletes and also to allow St. Ignatius to implement a later start time in accordance with CA State law.

There are fewer and fewer spaces for students to practice field sports in San Francisco and allowing SI to install these lights will keep students closer to the campus rather than traveling great distances to practice.

St. Ignatius College Preparatory has been an excellent center of learning not just to take tests and excel academically but to be in service to others. Many of those lessons are learned through the shared experience on the sports field. Even the students who participate as spectators gain a strong feeling of community by supporting their friends and fellow classmates.

The San Francisco Planning Commission voted 6 to 1 in favor of this approval in July and the process has been underway for over seven years. Please consider the students who will be impacted by this addition to our field sports program and the impacts it will have on the positive development of young lives.

Please vote YES! to the lights at St. Ignatius Field and thank you for your consideration.

Sincerely,

Kathryn Ann Dougery
155 San Fernando Way, SF 94127
Kathryn_Ann@Dougery.com

Kathryn Ann Dougery
kdougery@gmail.com



From:	William Woodruff
To:	MandelmanStaff, [BOS]
Cc:	Yee, Norman (BOS); Haney, Matt (BOS); Mar, Gordon (BOS); Peskin, Aaron (BOS); Preston, Dean (BOS); Fewer, Sandra (BOS); Safai, Ahsha (BOS); Ronen, Hillary; Stefani, Catherine (BOS); Walton, Shamann (BOS); Board of Supervisors, (BOS)
Subject:	Lights for Saint Ignatius - Field File No. F200992 and 200996
Date:	Monday, October 5, 2020 1:58:13 PM

This message is from outside the City email system. Do not open links or attachments from untrusted sources.

Dear Supervisor Mandelman,

I have lived in Noe valley for more than two decades and raised my family here. Both of my boys attend or attended Saint Ignatius and have played sports in San Francisco all their lives. I coach many youth sports including the San Francisco Brown Bombers youth football team, SFUSD Lowell High School flag football team, and the PFF youth flag football league on Treasure Island. I have also previously coached with the San Francisco Little league. I assure you from firsthand experience the research showing the positive correlation between participating in sports and success in school and life is true.

Space is precious in San Francisco and it is a struggle for coaches and leagues to find places to play. Adding lights to Saint Ignatius' field is a simple option to increase the local San Francisco field availability. So many sports projects seem to face adversity, the Crocker Amazon fields, the Beach Chalet fields, turfing the SFUSD fields to name a few, but they have all turned out well and serve many of San Francisco's youth.

I am writing in strong support for approval of lights at St. Ignatius Field in order to create more options for student athletes and also to allow St. Ignatius to implement a later start time in accordance with CA State law. Allowing SI to install these lights will keep students closer to the campus rather than forcing them to travel great distances to practice.

The San Francisco Planning Commission voted 6 to 1 in favor of this approval in July and the process has been underway for over seven years. Please consider the students who will be impacted by this addition to our field sports program and the impacts it will have on the positive development of young lives.

Please vote YES! to the lights at St. Ignatius Field and thank you for your consideration.

Sincerely,

William Woodruff
970 Guerrero St. San Francisco

woodruff@inscitech.com

From: Erin Burns
To: Yee, Norman (BOS); Haney, Matt (BOS); MandelmanStaff, [BOS]; Mar, Gordon (BOS); Peskin, Aaron (BOS); Fewer, Sandra (BOS); Stefani, Catherine (BOS); Ronen, Hillary; Preston, Dean (BOS); Walton, Shamann (BOS); Safai, Ahsha (BOS); Board of Supervisors, (BOS)
Subject: Lights at St. Ignatius Field File No. F200992 and 200996
Date: Monday, October 5, 2020 2:03:47 PM

This message is from outside the City email system. Do not open links or attachments from untrusted sources.

Dear Honorable Supervisors,

As the Executive Director of the San Francisco Lacrosse Club, Co-Director of STEPS Lacrosse Club, & the Head Coach of the Varsity Women's Lacrosse Team at St. Ignatius, I am intimately familiar with the benefit of field sports to student athletes. Having lived and coached throughout the country, I have never experienced the field access issues that I, and the thousands of parents and players in the programs I oversee, experience daily.

As the Executive Director of the San Francisco Lacrosse Club, the only non-profit youth recreational program in the city, the largest obstacle we face every year is providing field space and coaches to accommodate the interest of San Francisco families. While San Francisco Parks and Recreation works tirelessly to allocate fields in a fair and equitable manner, they cannot come close to accommodating the needs of San Francisco residents. St. Ignatius has graciously created opportunities for youth players throughout the city to use their fields, which allows coaches to reduce commute times and coach multiple teams simultaneously addressing two of the largest barriers facing youth sports programs in the city. Further, when the kids ages 5-14 get to play at St. Ignatius, they begin to dream of attending this school one day and playing for strongest lacrosse programs in all of California. This dream keeps residents *in the city.*

Allowing lights at St. Ignatius Field in order to create more options for elementary, middle, and high school student athletes is critical for kids and parents alike who find themselves constantly comparing the myriad options experienced by players and families living in neighboring counties.

As a coach at St. Ignatius and administrator of programs operating in San Francisco, I am acutely aware of the physical, emotional, and cognitive benefits of team sports. These benefits, and the abrupt loss of field access during the pandemic, has forced many of us to re-evaluate our priorities, to appreciate the small things, and to reflect on what's important. What I have come to realize is that what happens on these fields is far beyond an individual or team benefit. For many SF Residents, it is *where we build community.*

The San Francisco Planning Commission voted 6 to 1 in favor of this approval in July and the process has been underway for over seven years. Please consider the

students, coaches, administrators, and fans who will be impacted by this addition to St. Ignatius and the broader San Francisco community.

Please vote YES! to the lights at St. Ignatius Field and thank you for your consideration.

Sincerely,

Erin Burns

--
Erin Burns
Head Women's Lacrosse Coach
St. Ignatius College Preparatory
2001 37th Avenue
San Francisco, CA 94116
C: 415-533-9963
www.siprep.org

From:	Bryan Blake
To:	Yee, Norman (BOS); Haney, Matt (BOS); MandelmanStaff, [BOS]; Peskin, Aaron (BOS); Mar, Gordon (BOS); Preston, Dean (BOS); Fewer, Sandra (BOS); Safai, Ahsha (BOS); Ronen, Hillary; Stefani, Catherine (BOS); Walton, Shamann (BOS); Board of Supervisors, (BOS)
Cc:	nharlan@siprep.org
Subject:	Lights at St. Ignatius Field File No. F200992 and 200996
Date:	Monday, October 5, 2020 2:13:35 PM

This message is from outside the City email system. Do not open links or attachments from untrusted sources.

October 5, 2020

President Norman Yee
and Members of the San Francisco Board of Supervisors
City Hall
1 Dr. Carlton B. Goodlett Place, Room 244
San Francisco, CA 94102-4689

Honorable Supervisors:

Please allow me to briefly introduce myself. I am a native San Franciscan, a St. Ignatius alum and parent, and a former coach with over 30 years working with young people in San Francisco. I attended St. Ignatius in the 1980's, my oldest son graduated in 2019, and my youngest son is just beginning his freshman year. We are an athletic family and we have all learned many life lessons on the athletic field. The addition of lights to the field at SI would only guarantee that future generations will continue to have the opportunity to learn those same lessons.

I'm writing in strong support for approval of lights at St. Ignatius Field in order to create more options for student athletes and also to allow St. Ignatius to implement a later start time in accordance with CA State law.

There are fewer and fewer spaces for students to practice field sports in San Francisco and allowing SI to install these lights will keep students closer to the campus rather than traveling great distances to practice.

St. Ignatius College Preparatory has been an excellent center of learning not just to take tests and excel academically but to be in service to others. Many of those lessons are learned through the shared experience on the sports field. Even the students who participate as spectators gain a strong feeling of community by supporting their friends and fellow classmates.

The San Francisco Planning Commission voted 6 to 1 in favor of this approval in July and the process has been underway for over seven years. Please consider the students who will be impacted by this addition to our field sports program and the impacts it will have on the positive development of young lives.

Please vote YES! to the lights at St. Ignatius Field and thank you for your consideration.

Sincerely,

Bryan Blake
SF Native, SI Alum, Coach, Parent

From:	Joycelyn chan
To:	Yee, Norman (BOS); Haney, Matt (BOS); MandelmanStaff, [BOS]; Peskin, Aaron (BOS); Mar, Gordon (BOS); Preston, Dean (BOS); Fewer, Sandra (BOS); Safai, Ahsha (BOS); Ronen, Hillary; Stefani, Catherine (BOS); Walton, Shamann (BOS); Board of Supervisors, (BOS)
Subject:	Lights at St. Ignatius Field File No. F200992 and 200996
Date:	Monday, October 5, 2020 2:39:49 PM

This message is from outside the City email system. Do not open links or attachments from untrusted sources.

October 5, 2020

President Norman Yee
and Members of the San Francisco Board of Supervisors
City Hall
1 Dr. Carlton B. Goodlett Place, Room 244
San Francisco, CA 94102-4689

Re: Lights at St. Ignatius Field File No. F200992 and 200996

Dear Honorable Supervisors:

My name is Joyce and I have two boys attending St. Ignatius currently. One is a freshman and football is his passion. My older one is a senior and he is a varsity baseball player. St. Ignatius is our second home.

I'm writing in strong support for approval of lights at St. Ignatius Field in order to create more options for student athletes and also to allow St. Ignatius to implement a later start time in accordance with CA State law.

There are fewer and fewer spaces for students to practice field sports in San Francisco and allowing SI to install these lights will keep students closer to the campus rather than traveling great distances to practice.

St. Ignatius College Preparatory has been an excellent center of learning not just to take tests and excel academically but to be in service to others. Many of those lessons are learned through the shared experience on the sports field. Even the students who participate as spectators gain a strong feeling of community by supporting their friends and fellow classmates.

The San Francisco Planning Commission voted 6 to 1 in favor of this approval in July and the process has been underway for over seven years. Please consider the students who will be impacted by this addition to our field sports program and the impacts it will have on the positive development of young lives.

Please vote YES! to the lights at St. Ignatius Field and thank you for your consideration.

Sincerely,

Joyce

96 Maywood Ave

Daly City, CA 94015

Joycelyn.chanmok@gmail.com

From:	VINCENT QUILICI
To:	Yee, Norman (BOS)
Cc:	Haney, Matt (BOS); MandelmanStaff, [BOS]; Peskin, Aaron (BOS); Mar, Gordon (BOS); Preston, Dean (BOS); Fewer, Sandra (BOS); Safai, Ahsha (BOS); Ronen, Hillary; Stefani, Catherine (BOS); Walton, Shamann (BOS); Board of Supervisors, (BOS); nharlan@siprep.org; Quilici Vincent
Subject:	Lights at St. Ignatius Field
Date:	Monday, October 5, 2020 2:51:13 PM

This message is from outside the City email system. Do not open links or attachments from untrusted sources.

October 5, 2020

President Norman Yee and Members of the San Francisco Board of Supervisors
City Hall
1 Dr. Carlton B. Goodlett Place, Room 224
San Francisco, CA 94102-4689

Re: Lights at St. Ignatius Field File No. F200992 and 200996

Dear President Yee and Honorable Supervisors:

I was born in San Francisco. My brother and I both graduated from St. Ignatius College Prep, 1955 and1959, respectively. During our four years there, we were fortunate to have been able to participate in the sports program, both playing varsity football. Along with the academic foundation provided in the classroom at SI, we learned a lot about the value of hard work, the importance of being a member of a team and many other benefits of character building on the practice field and during hard played league games. We both drew heavily on those lessons learned as we both progressed through medical education, all in the beautiful city of San Francisco (USF, UCSF).

When we played, practice fields and game venues were plentiful and easily accessed. Now there are less places for students to practice and play in field sports. Allowing SI to install lights at St. Ignatius Field will help to alleviate the paucity of fields and allow greater participation in those field sports which are so important in the physical and character building aspects of student life. Student spectators at games will likewise share in the strong feeling of community by supporting their friends and fellow classmates.

Tomorrow, your YES! vote in approving the installation of the lights will signal your agreement with the nearly unanimous vote of the San Francisco Planning Commission to proceed and will indicate your support of the importance of field sports in the positive development of our future adult citizens.

Sincerely,

Vincent L. Quilici, MD

From: Christina Callahan
To: Yee, Norman (BOS); Haney, Matt (BOS); MandelmanStaff, [BOS]; Peskin, Aaron (BOS); Mar, Gordon (BOS); Preston, Dean (BOS); Fewer, Sandra (BOS); Safai, Ahsha (BOS); Ronen, Hillary; Stefani, Catherine (BOS); Walton, Shamann (BOS); Board of Supervisors, (BOS)
Cc: peter callahan
Subject: PLEASE VOTE YES: Lights at St. Ignatius Field File No. F200992 and 200996
Date: Monday, October 5, 2020 2:57:56 PM

This message is from outside the City email system. Do not open links or attachments from untrusted sources.

October 5, 2020

Members of the San Francisco Board of Supervisors

City Hall
1 Dr. Carlton B. Goodlett Place, Room 244
San Francisco, CA 94102-4689

Re: Lights at St. Ignatius Field File No. F200992 and 200996

Dear Honorable Supervisors:

We are Peter and Christina Callahan, parents to St. Ignatius Sophomore Jack Callahan Class of 2023, soon to be starting his Junior Varsity Football season on JB Murphy St. Ignatius field for the first ever WINTER football season. We hope to then watch our daughter Emily, hopeful Ignatian Class of 2026 play on that field a sport of her choosing, followed by another Ignatian hopeful who dreams of also playing football on that field some day and graduating in the class of 2030. In just one year as parents of a student at St. Ignatius, the school has captured our hearts, and that field is a special place that creates many special experiences and memories for so many.

We are writing in strong support for approval of lights at St. Ignatius Field in order to create more options for student athletes. There are fewer and fewer spaces for students to practice field sports in San Francisco and allowing SI to install these lights will keep students closer to the campus rather than traveling great distances to practice. St. Ignatius College Preparatory is a great learning institution academically but also strives to serve others. Many lessons are learned through the shared experience on the sports field. Even the students who participate as spectators gain a strong feeling of community by supporting their friends and fellow classmates. Providing lights on this field extends the amount of time these students and the community can be on this field safely.

The San Francisco Planning Commission voted 6 to 1 in favor of this approval in July and the process has been underway for over seven years. Please consider the students who will be impacted by this addition to our field sports program and the impacts it will have on the positive development of young lives.

Please vote YES! to the lights at St. Ignatius Field and thank you for your consideration.

Sincerely,

Peter & Christina Callahan

St. Ignatius Parents to Jack Callahan Class of 2023

Christina.callahan@gmail.com

Peter.callahan@gmail.com

From:	Tim Lucey
To:	Board of Supervisors, (BOS)
Cc:	nharlan@siprep.org
Subject:	Vote yes for lights at SI Field
Date:	Monday, October 5, 2020 3:03:34 PM
Attachments:	letter to SF Board of Sup re SI Field 10 4 2020.docx ATT00001.htm

This message is from outside the City email system. Do not open links or attachments from untrusted sources.

Honorable Supervisors:

I urge the Board to support lights at SI field. Please see the attached letter of support.

Best

October 4, 2020

President Norman Yee
and Members of the San Francisco Board of Supervisors
City Hall
One Dr. Carlton B. Goodlett Place, Room 244
San Francisco, CA 94102-4689

Re: Lights at St. Ignatius Field File No. F200992 and 200996

Dear Honorable Supervisors:

I am writing to you as a proud, native San Franciscan, born and bred in the Sunset District, a proud 1987 graduate of St. Ignatius College Preparatory ("SI"), and the parent of two current students at SI.

I am the son of immigrant parents who adopted San Francisco after coming to The City in the 1960s from Ireland. After attending SI, I went on to attend Georgetown University for undergraduate and law school and then returned to San Francisco, where I have practice law for more twenty years, including 15 years in public service as an Assistant United States Attorney prosecuting white collar crime and protecting citizens of San Francisco and Northern California from investment schemes, fraud, and corruption. My late father, Patrick Lucey, taught me the value of public service, as he served and protected the citizens of the City and County of San Francisco as a deputy sheriff for 30 years.

I'm writing to urge you to grant approval of the lights at St. Ignatius Field.

As you all know, there are so few spaces for high school age kids to practice field sports within the city limits of San Francisco. Allowing SI to install these lights will keep students closer to the campus rather than traveling great distances to practice. These lights will allow current and future students to spend more time on practice and schoolwork and do so more safely – fewer trips on the freeway – and protect the environment – fewer greenhouse gases!

St. Ignatius College Preparatory has long been both a center of learning and place of service to others. Many of those lessons are learned through the shared experience on the sports field. Even the students who participate as spectators gain a strong feeling of community by supporting their friends and fellow classmates. The San Francisco Planning Commission voted 6 to 1 in favor of this approval in July and the process has been underway for over seven years.

Please consider the students who will be impacted by this addition to our field sports program and the impacts it will have on the positive development of young lives. The current pandemic has demonstrated, among other things, the need for human connection is central to our lives. Sports and athletic competition provide a critical means for athletes to connect with each other and their classmates and larger school community to come together celebrate the athletic competition, win, lose, or draw.

Please vote YES! to the lights at St. Ignatius Field, and I thank you for your consideration.

Sincerely,

Timothy J. Lucey
San Mateo, CA 94402
Luceytj@hotmail.com

From:	Marianne Philipp
To:	Yee, Norman (BOS); Haney, Matt (BOS); MandelmanStaff, [BOS]; Peskin, Aaron (BOS); Mar, Gordon (BOS); Preston, Dean (BOS); Safai, Ahsha (BOS); Ronen, Hillary; Stefani, Catherine (BOS); Walton, Shamann (BOS); Board of Supervisors, (BOS)
Cc:	Fewer, Sandra (BOS)
Subject:	Lights at St. Ignatius Field File No. F200992 and 200996
Date:	Monday, October 5, 2020 3:17:50 PM

This message is from outside the City email system. Do not open links or attachments from untrusted sources.

President Norman Yee
and Members of the San Francisco Board of Supervisors
City Hall
1 Dr. Carlton B. Goodlett Place, Room 244
San Francisco, CA 94102-4689

Re: Lights at St. Ignatius Field File No. F200992 and 200996

Dear President Yee and the San Francisco Board of Supervisors:

I have been a resident of San Francisco for over 25 years. Both of my sons, Luke and Zach, have grown up playing almost every kind of sport there is through SF Rec and Parks, Club Teams and their school teams. Over the years, as more and more kids and more and more teams compete for field space in the city, I have watched their practices get shorter and have had to witness them have to practice on smaller and smaller field sizes.

When SF City teams play teams outside of San Francisco, they sometimes are at a disadvantage because they have not been practicing on full size fields. Zach is now a high school Junior, and many times his club soccer team or school team only has a half size field to practice on. Any action to expand or extend field space and time of use would help alleviate this situation.

Therefore, I'm writing in strong support for approval of lights at St. Ignatius Field in order to create more options for student athletes and also to allow St. Ignatius to implement a later start time in accordance with CA State law.

Allowing St. Ignatius College Prep to install these lights will make their fields available longer each day and will keep students closer to the campus rather than traveling great distances to practice.

SI has been an excellent center of learning not just to take tests and excel academically but to be in service to others. Many of those lessons are learned through the shared experience on the sports field. Even the students who participate as spectators gain a strong feeling of community by supporting their friends and fellow classmates.

The San Francisco Planning Commission voted 6 to 1 in favor of this approval in July and the process has been underway for over seven years. Please consider the students who will be impacted by this addition to our field sports program and the impacts it will have on the positive development of young lives.

Please vote YES! to the lights at St. Ignatius Field and thank you for your consideration.

Sincerely,

Marianne Vann Philipp
4814 Fulton Street
San Francisco, CA 94121
mrvphilipp@yahoo.com

From:	Valeria Melendez
To:	Peskin, Aaron (BOS); Yee, Norman (BOS); Haney, Matt (BOS); MandelmanStaff, [BOS]; Mar, Gordon (BOS); Preston, Dean (BOS); Fewer, Sandra (BOS); Safai, Ahsha (BOS); Ronen, Hillary; Stefani, Catherine (BOS); Walton, Shamann (BOS); Board of Supervisors, (BOS)
Subject:	Lights at St. Ignatius Field File No. F200992 and 200996
Date:	Monday, October 5, 2020 3:23:35 PM

This message is from outside the City email system. Do not open links or attachments from untrusted sources.

Dear Honorable Supervisors,

My name is Valeria Melendez, I'm 16 years old and I've lived in the city ever since I was 3 months old. Currently I am a student athlete at St.Ignatius College Preparatory and I play soccer which is just one of the many sports that depend highly on Fairmont field. During these chaotic and unpredictable times, my team has been left without games and finds it difficult to feel as motivated as before. We have a strong passion for the game and many of us are looking to continue to play whether it be in college or all the way professionally. Currently all we are able to do is train cautiously with careful attention towards the pandemic in hopes that we'll still accomplish these ambitious aspirations. However, it's been quite difficult to train to our best ability as we often find ourselves ending practices early due to low visibility with the fog and dark. Setting up lights in the field is extremely critical as Fairmont field is in such close proximity to our school which makes it such an accessible place to a large majority of us and it would ultimately allow us to reach our true potential. Please vote YES! to the lights at St.Ignatius Field and thank you for your consideration.

Sincerely,
Valeria
Sent from my iPhone

From:	Brooke Bianco
To:	MandelmanStaff, [BOS]
Cc:	Haney, Matt (BOS); MandelmanStaff, [BOS]; Peskin, Aaron (BOS); Mar, Gordon (BOS); Preston, Dean (BOS); Fewer, Sandra (BOS); Safai, Ahsha (BOS); Ronen, Hillary; Stefani, Catherine (BOS); Walton, Shamann (BOS); Board of Supervisors, (BOS); Yee, Norman (BOS)
Subject:	Lights at St Ignatius Field No. F200992 and 200996
Date:	Monday, October 5, 2020 3:26:52 PM

This message is from outside the City email system. Do not open links or attachments from untrusted sources.

Supervisor Mandelman
and Members of the San Francisco Board of Supervisors
City Hall
1 Dr. Carlton B. Goodlett Place
San Francisco, CA 94102

Dear Supervisor Mandelman and Honorable Supervisors:

My name is Brooke Bianco. I live in District 8 (Diamond Heights/Noe Valley) neighborhood with my husband and 3 sons (ages 17,14,12). My husband and I have lived in our house on Douglass Street since 1998 (22 years). I served as a volunteer board member for SF Rec and Park's San Francisco Youth Baseball League for 11 years. I'm now in my third year teaching Physical Education at St Thomas the Apostle for Grades K-8th. Two of our sons currently attend St Ignatius College Preparatory. Our 6th grader is a student at Children's Day School.

I am writing in strong support for the approval of lights at St Ignatius Field in order to create more options for student athletes and also to allow St Ignatius to implement a later start time in accordance with CA State law. I know from my experience on SFYBL board that demand for field space for sports activities in San Francisco is extremely high. Having lights at St Ignatius Field will increase the amount of field time available for student athletes while freeing up other fields in the city for other high demand sports activities. Allowing SI to install the lights will also reduce traffic congestion in the city by keeping students closer to home and less committing to and from city fields.

As a PE teacher of K-8th grade students, I see first hand the positivity and well being that physical fitness and athletics provides. Kids need the comradery and socialization of team sports perhaps now more than ever to help de-stress and stay mentally and physically healthy. Many life lessons are learned through the shared experience on the sports field.

The San Francisco Planning Commission voted 6 to 1 in favor of this approval in July and the process has been underway for over seven years. Please consider the students who will be impacted by this addition to our field sports program and the impacts it will have on the positive development of young lives.

Please vote YES! to the lights at St. Ignatius Field and thank you for your consideration.

Sincerely,

Brooke Bianco

1209 Douglass Street
San Francisco, CA 94131

brookebianco@comcast.net

From: Molly Burke
To: Yee, Norman (BOS); Haney, Matt (BOS); MandelmanStaff, [BOS]; Peskin, Aaron (BOS); Mar, Gordon (BOS); Preston, Dean (BOS); Fewer, Sandra (BOS); Safai, Ahsha (BOS); Ronen, Hillary; Stefani, Catherine (BOS); Walton, Shamann (BOS); Board of Supervisors, (BOS)
Subject: Please VOTE for Lights at St. Ignatius Field
Date: Monday, October 5, 2020 3:31:08 PM

This message is from outside the City email system. Do not open links or attachments from untrusted sources.

October 5, 2020

President Norman Yee
and Members of the San Francisco Board of Supervisors
City Hall
1 Dr. Carlton B. Goodlett Place, Room 244
San Francisco, CA 94102-4689

Re: **Lights at St. Ignatius Field** File No. F200992 and 200996

Dear Supervisor Mar and fellow Supervisors:

My name is Molly Burke. I am a Sunset District native and resident. My family has been long affiliated with St. Ignatius College Preparatory for more then 8 decades. My husband, father, two grandfathers, uncles, cousins and my two beautiful daughters had the honor and luck to graduate from St. Ignatius College Preparatory. And it doesn't stop there. Our own nephew Johnny O'Brien has just entered this great learning institution to learn, grow, give back and hopefully take JB Murphy Field to play football "under the lights" one day.

I'm writing in **strong support** for approval of lights at St. Ignatius Field in order to create more options for student athletes and also to allow St. Ignatius to implement a later start time in accordance with CA State law.

There are fewer and fewer spaces for students to practice field sports in San Francisco and allowing SI to install these lights will keep students closer to the campus rather than traveling great distances to practice.

St. Ignatius College Preparatory has been an excellent center of learning not just to take tests and excel academically but to be in service to others. Many of those lessons are learned through the shared experience on the sports field. Even the students who participate as spectators gain a strong feeling of community by supporting their friends and fellow classmates.

The San Francisco Planning Commission voted 6 to 1 in favor of this approval in July and the process has been underway for over seven years. Please consider the students who will be impacted by this addition to our field sports program and the

impacts it will have on the positive development of young lives.

Please don't miss this wonderful opportunity to make this great improvement to this amazing institution that promotes family, faith, community, and healthy activity. **Please vote YES! to the lights at St. Ignatius Field and thank you for your consideration.**

Sincerely,

Molly M. Burke

Neighbor, Proud Wildcat Parent & Active San Franciscan

From:	greg quilici
To:	Yee, Norman (BOS); Haney, Matt (BOS); Peskin, Aaron (BOS); MandelmanStaff, [BOS]; Mar, Gordon (BOS); Preston, Dean (BOS); Fewer, Sandra (BOS); Safai, Ahsha (BOS); Ronen, Hillary; Stefani, Catherine (BOS); Walton, Shamann (BOS); Board of Supervisors, (BOS)
Cc:	Greg Quilici
Subject:	Lights at St. Ignatius Field File No. F200992 and 200996
Date:	Monday, October 5, 2020 3:43:25 PM

This message is from outside the City email system. Do not open links or attachments from untrusted sources.

10/5/2020

President Norman Yee
and Members of the San Francisco Board of Supervisors
City Hall
1 Dr. Carlton B. Goodlett Place, Room 244
San Francisco, CA 94102-4689

Re: Lights at St. Ignatius Field File No. F200992 and 200996

Dear Honorable Supervisors:

I am a parent in the St. Ignatius College Preparatory Community: our son is a current sophomore, my father is an SI alum, and our 8th grade daughter will be applying to SI for high school this year.

I am writing in strong support for approval of lights at St. Ignatius Field in order to create more options for student athletes and also to allow St. Ignatius to implement a later start time in accordance with CA State law.

Unfortunately there are fewer and fewer spaces for students to practice field sports in San Francisco, particularly in light of the pandemic we are currently experiencing. Installing these lights will provide more opportunities for both SI students and other organizations to practice and to come together as a community. They will also keep students closer to the campus rather than traveling great distances to practice.

St. Ignatius College Preparatory encourages students to excel academically but to also be in service to others. Many life lessons are learned through shared experiences on the sports field. Even the students who participate as spectators gain a strong feeling of community by supporting their friends and fellow classmates.

The San Francisco Planning Commission voted 6 to 1 in favor of this approval in July and the process has been underway for over seven years. Please consider the students who will be impacted by this addition to the SI field sports program and the impact it will have on the positive development of young lives.

Please vote YES! to the lights at St. Ignatius Field and thank you for your consideration.

Sincerely,

Greg Quilici

gcquilici@gmail.com

From:	David Ciraulo
To:	Board of Supervisors, (BOS)
Cc:	nharlan@siprep.org
Subject:	Saint Ignatius College Prep field lights
Date:	Monday, October 5, 2020 4:09:06 PM

This message is from outside the City email system. Do not open links or attachments from untrusted sources.

Dear San Francisco Board of Supervisors:

I am an alumnus of Saint Ignatius College Prep and a proud contributor to the scholarship program (i.e. The Salvatore Ciraulo Full Scholarship) at that school for assisting deserving underprivileged students in achieving a quality education. For more than a century, Saint Ignatius has served as a center of educational needs of the city of San Francisco and in doing so has benefited the city as an option for quality education to supplement the city's long tradition of educational diversity and excellence. Currently the school is in need of adequate lighting for its field sports and it is in the interest of everyone to allow these deserving young students the opportunity to engage in physical education at a venue on campus. Please support the schools effort to acquire these campus improvements.

Yours respectfully,

David A. Ciraulo, M.D., F.A.C.C.
Associate Professor of Medicine
UCLA School of Medicine.

236 South Thurston Avenue
Los Angeles, CA 90049

ciraulo@roadrunner.com

From: Aidan Flocchini "22
To: Peskin, Aaron (BOS); Safai, Ahsha (BOS); Preston, Dean (BOS); Mar, Gordon (BOS); Ronen, Hillary; MandelmanStaff, [BOS]; Haney, Matt (BOS); Yee, Norman (BOS); Fewer, Sandra (BOS); Walton, Shamann (BOS); Board of Supervisors, (BOS); Stefani, Catherine (BOS)
Subject: Lights at St. Ignatius Field File No. F200992 and 200996
Date: Monday, October 5, 2020 4:35:04 PM

This message is from outside the City email system. Do not open links or attachments from untrusted sources.

October 5, 2020

President Norman Yee and Members of the San Francisco Board of Supervisors
City Hall
1 Dr. Carlton B. Goodlett Place, Room 244
San Francisco, CA 94102-4689

Dear Supervisor Norman Yee or Honorable Supervisors:

I am Aidan Flocchini. I am a student of St. Ignatius College Preparatory. I am currently a Junior, and I play football at SI. I play defensive line as well as offensive line. I have lived in San Francisco for my whole life and it has always been a dream of mine to play football under the lights.

I'm writing in strong support for approval of lights at St. Ignatius Field in order to create more options for student athletes and also to allow St. Ignatius to implement a later start time in accordance with CA State law.

There are fewer and fewer spaces for students to practice field sports in San Francisco and allowing SI to install these lights will keep students closer to the campus rather than traveling great distances to practice.

St. Ignatius College Preparatory has been an excellent center of learning not just to take tests and excel academically but to be in service to others. Many of those lessons are learned through the shared experience on the sports field. Even the students who participate as spectators gain a strong feeling of community by supporting their friends and fellow classmates.

The San Francisco Planning Commission voted 6 to 1 in favor of this approval in July and the process has been underway for over seven years. Please consider the students who will be impacted by this addition to our field sports program and the impacts it will have on the positive development of young lives.

Please vote YES! to the lights at St. Ignatius Field and thank you for your consideration.

Sincerely,

Aidan Flocchini

3035 26th Avenue

Aflocchini22@siprep.org

--
Sincerely,
Aidan Flocchini
Class of 2022

From:	James Estillore
To:	Mar, Gordon (BOS)
Cc:	Yee, Norman (BOS); Haney, Matt (BOS); MandelmanStaff, [BOS]; Peskin, Aaron (BOS); Preston, Dean (BOS); Fewer, Sandra (BOS); Safai, Ahsha (BOS); Ronen, Hillary; Stefani, Catherine (BOS); Walton, Shamann (BOS); Board of Supervisors, (BOS)
Subject:	Lights at St. Ignatius Field File No. F200992 and 200996
Date:	Monday, October 5, 2020 4:41:49 PM

This message is from outside the City email system. Do not open links or attachments from untrusted sources.

Date: 5 October 2020

President Norman Yee and Members of the San Francisco Board of Supervisors
City Hall
1 Dr. Carlton B. Goodlett Place, Room 244
San Francisco, CA 94102-4689

Re: Lights at St. Ignatius Field File No. F200992 and 200996

Dear Supervisor Mar et al:

My name is James Estillore and I am the father of a St. Ignatius Class of 2018 alum and current Class of 2024 student, I am also a resident of District 4 and live within 1 mile of St. Ignatius High School. I was born in SF and have lived here for the last 10 years, moving back from Cupertino. I have always considered SF home and realize the impact of political enthusiam in this fantastic city.

I'm writing in strong support for approval of lights at St. Ignatius Field in order to create more options for student athletes and also to allow St. Ignatius to implement a later start time in accordance with CA State law.

There are fewer and fewer spaces for students to practice field sports in San Francisco and allowing SI to install these lights will keep students closer to the campus rather than traveling great distances to practice.

St. Ignatius College Preparatory has been an excellent center of learning not just to take tests and excel academically but to be in service to others. Many of those lessons are learned through the shared experience on the sports field. Even the students who participate as spectators gain a strong feeling of community by supporting their friends and fellow classmates.

The San Francisco Planning Commission voted 6 to 1 in favor of this approval in July and the process has been underway for over seven years. Please consider the students who will be impacted by this addition to our field sports program and the impacts it will have on the positive development of young lives.

Please vote YES! to the lights at St. Ignatius Field and thank you for your consideration.

Sincerely,

James Estillore – cell: 415-465-3843

2090 42nd Ave, SF CA 94116

From:	Vic Parker
To:	Yee, Norman (BOS); Haney, Matt (BOS); MandelmanStaff, [BOS]; Peskin, Aaron (BOS); Mar, Gordon (BOS); Preston, Dean (BOS); Fewer, Sandra (BOS); Safai, Ahsha (BOS); Ronen, Hillary; Stefani, Catherine (BOS); Walton, Shamann (BOS); Board of Supervisors, (BOS)
Subject:	Lights at St Ignatius Field
Date:	Monday, October 5, 2020 5:04:07 PM
Attachments:	image001.png

This message is from outside the City email system. Do not open links or attachments from untrusted sources.

October 5, 2020

President Norman Yee
and Members of the San Francisco Board of Supervisors
City Hall
1 Dr. Carlton B. Goodlett Place, Room 244
San Francisco, CA 94102-4689

Re: Lights at St. Ignatius Field File No. F200992 and 200996

Dear President Yee and Honorable Supervisors:

I am a 24-year resident of the San Francisco metro and parent of 4 children. From thousands of hours of first-hand experience, I am a believer in what outdoor activities and organized sports do to enrich to the middle and high school educational experience and strengthen the fabric of a community. I am writing in strong support for approval of lights at St. Ignatius Field in order to create more options for student athletes and also to allow St. Ignatius to implement a later start time in accordance with CA State law.

There are fewer and fewer spaces for students to practice field sports in San Francisco and allowing SI to install these lights will keep students closer to the campus rather than traveling great distances to practice.

St. Ignatius College Preparatory has been an excellent center of learning not just to take tests and excel academically but to be in service to others. Many of those lessons are learned through the shared experience on the sports field. Even the students who participate as spectators gain a strong feeling of community by supporting their friends and fellow classmates.

The San Francisco Planning Commission voted 6 to 1 in favor of this approval in July and the process has been underway for over seven years. Please consider the students who will be impacted by this addition to our field sports program and the

impacts it will have on the positive development of young lives.

Please vote YES! to the lights at St. Ignatius Field and thank you for your consideration.

Sincerely,

Vic Parker

Vic Parker
SPECTRUM EQUITY
140 New Montgomery St., 20th FL
San Francisco, CA 94105
(415) 464-4600
www.spectrumequity.com

This message, including any attachments, may include private, privileged and confidential information and is intended only for the personal and confidential use of the intended recipient(s). If the reader of this message is not an intended recipient, you are hereby notified that any review, use, dissemination, distribution, printing or copying of this message or its contents is strictly prohibited and may be unlawful. If you are not an intended recipient or have received this communication in error, please immediately notify the sender by telephone and/or a reply email and permanently delete the original message, including any attachments, without making a copy.

From:	John Broderick
To:	Yee, Norman (BOS); Haney, Matt (BOS); MandelmanStaff, [BOS]; Peskin, Aaron (BOS); Mar, Gordon (BOS); Preston, Dean (BOS); Fewer, Sandra (BOS); Safai, Ahsha (BOS); Ronen, Hillary; Stefani, Catherine (BOS); Walton, Shamann (BOS); Board of Supervisors, (BOS)
Subject:	Lights at SI JB Murphy
Date:	Monday, October 5, 2020 5:05:15 PM

This message is from outside the City email system. Do not open links or attachments from untrusted sources.

Dear Supervisors,

We are long time Richmond district residents and parents of 3 current St. Ignatius High School students, we are writing you to request your support for the school's use of lights on JB Murphy athletic field. It is is ironic to me that I'm making this request at a time when I have lost trust in so many politicians and school administrators over there motives in concern for their constituents and students, None the less, these lights are badly needed to help the SI students maintain busy schedules at school with their athletic and demanding academic schedules. Please support this effort and give me hope for our city.

John and Liz Broderick

From:	jnlombar@aol.com
To:	Yee, Norman (BOS); Haney, Matt (BOS); MandelmanStaff, [BOS]; Peskin, Aaron (BOS); Mar, Gordon (BOS); Preston, Dean (BOS); Fewer, Sandra (BOS); Safai, Ahsha (BOS); Ronen, Hillary; Stefani, Catherine (BOS); Walton, Shamann (BOS); Board of Supervisors, (BOS)
Subject:	Lights at St. Ignatius Field
Date:	Monday, October 5, 2020 5:13:31 PM

This message is from outside the City email system. Do not open links or attachments from untrusted sources.

October 5, 2020

President Norman Yee,
Members of the San Francisco Board of Supervisors
City Hall
1 Dr. Carlton B. Goodlett Place, Room 244
San Francisco, CA 94102-4689

Re: Lights at St. Ignatius Field File No. F200992 and 200996

Dear Norman Yee and Honorable Supervisors,

My name is Jeanne Lombardi and I am a parent of a senior student who trains and plays for the varsity football and baseball teams at St. Ignatius College Preparatory.

I would like to express my support for the approval of lights at St. Ignatius Field, and allowing the high school to implement a later start time in accordance with CA State law.

Allowing SI to install these lights would provide a chance for a multitude of students, from freshman to seniors, to remain active in their pursuit and development of their athletic skills and team-building.

This past year, the football team was able to compete, win and rebuild the greater school community, drawing alumni, parents and students from all interests to the field.

Seeing grandparents and alumni return to the bleachers, in numbers, to watch a game was remarkable.

Please know that the teams (coaches and athletes) that will be able to use the field-- for longer periods of time-- would greatly appreciate the fundamental addition to the field.

Please vote YES! to the lights at St. Ignatius Field, and I appreciate your time with this request.

Sincerely,

Jeanne Lombardi

517 Chapman Drive

Corte Madera, CA 94925

jnlombar@gmail.com

From:	Scott Castro
To:	Yee, Norman (BOS); Haney, Matt (BOS); MandelmanStaff, [BOS]; Peskin, Aaron (BOS); Mar, Gordon (BOS); Preston, Dean (BOS); Fewer, Sandra (BOS); Safai, Ahsha (BOS); Ronen, Hillary; Stefani, Catherine (BOS); Walton, Shamann (BOS); Board of Supervisors, (BOS)
Subject:	San Francisco Lacrosse Club comment letter in support of proposed lights at St. Ignatius Field -- File No. F200992 and 200996
Date:	Monday, October 5, 2020 5:23:36 PM
Attachments:	img20201005_17205482.pdf

This message is from outside the City email system. Do not open links or attachments from untrusted sources.

Please see the attached letter from the San Francisco Lacrosse Club, Inc. (a youth non-profit program in San Francisco) relating to the Board's hearing tomorrow.

Thank you for your consideration of our letter.

Scott Castro, Esq.
Chair of the Board of Directors, San Francisco Lacrosse Club Inc.

San Francisco Lacrosse Club, Inc.

President Norman Yee
and Members of the San Francisco Board of Supervisors
City Hall
1 Dr. Carlton B. Goodlett Place, Room 244
San Francisco, CA 94102-4689

Re: File No. F200992 and 200996
San Francisco Lacrosse Club, Inc. Letter in Support of the Planning Commission's Decision allowing lights to be installed at St. Ignatius' Murphy Field

Dear Honorable Supervisors:

My name is Scott Castro and I am a resident of District 1. I am also an attorney who frequently practices under the California Environmental Quality Act ("CEQA"), Public Resources Code section 21000 et seq. I write on behalf of the San Francisco Lacrosse Club, Inc. ("SFLC"), a 501(c)(3) non-profit and California public benefits corporation. The SFLC's core mission is to provide lacrosse opportunities to all of the youth of San Francisco, and many of our young players move on from our program to play at St. Ignatius.

I write to you in support of the Planning Commission's decision allowing for the installation of lights on St. Ignatius' Murphy Field. As a non-profit serving the youth of the city, we have been fortunate to be able to utilize Murphy Field for a number of years. This opportunity has been invaluable to us, given that there is a dearth of field space managed by the San Francisco Recreation and Parks Department. Without use of St. Ignatius Field, our ability to provide lacrosse programming to children throughout the city would be significantly impacted. These challenges have been, and will continue to be, exacerbated in light of the current pandemic where health mandates limit the number of youth athletes able to participate on a given field at a given time.

I have reviewed, and find no merit in, the Appellant's arguments asserting that the Planning Department erred in finding that the underlying project falls within the CEQA Class I and Class III categorical exemptions (CEQA Guidelines sections 15301 and 15303). Fundamentally, Appellant errs in asserting that the exception for categorical exemptions due to "unusual circumstances" applies in this case. Appellant identifies several purported, potentially significant effects that could occur due to the project, and on this basis, argues that these potential effects create "unusual circumstances" that render the categorical exclusions inapplicable. However, Appellant's argument is directly refuted by the decision in *Berkeley Hillside Preservation v. City of Berkeley*, wherein the California Supreme Court rejected this very argument, writing that an appellant has the burden "to establish the unusual circumstances exception, [and] it is not enough..., merely to provide substantial evidence that the project may have a significant

effect on the environment, because that is the inquiry CEQA requires absent an exemption."

Here, the neighborhood association identifies no "unusual circumstances" of the project related to the City and County of San Francisco, or even of the Outer Sunset. As St. Ignatius notes, portable lighting already has been used for 40-50 evening events per year at St. Ignatius with concomitant noise and parking. Not only are such issues already part of the existing "footprint" of St. Ignatius activities, they are also occur throughout the city at a number of facilities. Perhaps equally important, even if Appellant were correct regarding the standard required to show "unusual circumstances," there is no substantial evidence that has been provided by Appellant showing the potential for significant effects to occur due to the project.

The San Francisco Planning Department conducted a thorough evaluation of the project over a number of years, and properly found it to fall within CEQA's Class I and Class III categorical exemptions. The Planning Commission voted 6 to 1 in favor of the project in July. While we appreciate that neighbors may fear the effects of the proposed project, the record simply does not provide evidence supporting these concerns.

As a youth sports program in the City and County of San Francisco, we truly value our partnership with St. Ignatius and the significant benefits we receive from being able to utilize St. Ignatius' fields. Thus, in addition to the benefits the proposed project will bring to St. Ignatius' students, please also be aware of and consider the benefits to younger athletes in the city.

Thank you for your consideration of this letter and, on behalf of the San Francisco Lacrosse Club, I urge you to vote to approve the proposed project.

Sincerely,

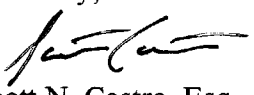

Scott N. Castro, Esq.
Chair of the Board, San Francisco Lacrosse Club, Inc.

From: SFPD - DOC
To: Board of Supervisors, (BOS)
Subject: Barricaded Suspect, SOG Activation - 480 Ellis St
Date: Monday, October 5, 2020 5:56:30 PM
Importance: High



Please click here to acknowledge receipt of this message

Current Time: 17:56:11
Notification Status: New
SFPD - Incident Type: Critical Incident (SOG Call-Out)
SFPD - Secondary Incident Type: HNT Callout
SFPD - District of Occurrence: Co. J -- Tenderloin Station (TTF)
SFPD - Incident Location: 480 Ellis St
SFPD - CAD Number: 202791896
SFPD - Case Number: 200599887
Date of the Incident: 10-05-2020 14:10:00
SFPD - Preliminary Info:: Incident started at 1410hrs.....S1 hit V1 in the face with a bottle and ran into an apt in 480 Ellis st. Officers made contact with S1 and barricaded self in the bathroom.
Additional Information: HNT 97 has been on scene and speaking with S1
At 1740 SOG activated and currently responding.
Primary channel for incident is A12
Investigative Unit(s) Notified: TBD
Invest. Unit(s) Responding: TBD
BOS - Supervisorial District: District 6
SFPD - Command Post Location: 480 Ellis St
SFPD - Safe Avenue of Approach:
Message Sender: Daniel Guzman
To view any attachments or photos, please, check your email.

CCSF Alert is owned and operated by the City and County of San Francisco. To change the way you receive CCSF Alerts, contact your Department's Disaster Preparedness Coordinator.

From:	Kay Lee
To:	Peskin, Aaron (BOS); Preston, Dean (BOS); Mar, Gordon (BOS); Ronen, Hillary; MandlemanStaff@sfgov.org; Haney, Matt (BOS); Yee, Norman (BOS); Board of Supervisors, (BOS); Stefani, Catherine (BOS)
Subject:	Fwd: Lights at St. Ignatius Field File No.F200992 and 200996
Date:	Monday, October 5, 2020 6:10:31 PM

This message is from outside the City email system. Do not open links or attachments from untrusted sources.

---------- Forwarded message ---------
From: **Kay Lee** <kay1368@gmail.com>
Date: Mon, Oct 5, 2020 at 5:54 PM
Subject: Lights at St. Ignatius Field File No.F200992 and 200996
To: Ahsha.Safai@sfgov.org <Ahsha.Safai@sfgov.org>
CC: Aaron.Peskin@sfgov.or <Aaron.Peskin@sfgov.or>, Board.of.Supervisors@sfgov.or <Board.of.Supervisors@sfgov.or>, Catherine.Stefani@sfgov.or <Catherine.Stefani@sfgov.or>, Dean.Preston@sfgov.or <Dean.Preston@sfgov.or>, Gordon.Mat@sfgov.or <Gordon.Mat@sfgov.or>, Hillary.Ronen@sfgov.or <Hillary.Ronen@sfgov.or>, MandlemanStaff@sfgov.or <MandlemanStaff@sfgov.or>, Matt.Haney@sfgov.or <Matt.Haney@sfgov.or>, Normam.yee@sfgov.org <Normam.yee@sfgov.org>, Sandra.Fewer@sfgov.org <Sandra.Fewer@sfgov.org>, Shamann.Walton@sfgov.org <Shamann.Walton@sfgov.org>

October 5th, 2020

President Norman Yee
and Members of the San Francisco Board of Supervisors
City Hall
1 Dr. Carlton B. Goodlett Place, Room 244
San Francisco, CA. 94102-4689

Dear Supervisor Safai and Honorable Supervisors,

It was our pleasure to speak with you, Supervisor Safai, as you were introducing yourself again to our neighborhood. We are the Lee family and have resided on Seminole Avenue for the past 17 years. I am Gary Lee, an essential worker for the City and County of San Francisco and proud to be able to serve the citizens of San Francisco.

Our Son, Adam is fortunate to be attending St. Ignatius College Preparatory School.

I am writing in strong support for approval of lights at St. Ignatius Field in order to create more options for student athletes and also allow St. Ignatius to implement a later start time in accordance to CA State law.

There are fewer and fewer spaces for students to practice field sports in San Francisco and allowing SI to install these lights will keep students closer and safer to the campus rather than

traveling great distances to practice.

St. Ignatius College Preparatory has been an excellent center of learning not just to take tests and excel academically but to be of service to others. Many of those lessons are learned through the shared experience on the sports field. Even the students who participate as spectators gain a strong sense of community by supporting there friends and fellow classmates.

The San Francisco Planning Commission voted 6 to 1 in favor of this approval in July and the process has been underway for over seven years. Please consider the students who will be impacted by this addition to our field sports program and the impacts it will have on the positive development of my son and young lives of fellow St. Ignatius students.

Please vote "YES!" to the lights at St. Ignatius Field.

Thank you for your kind attention and consideration!

Be safe, be kind, and stay well!

Sincerely,

Gary, Kay, and Adam Lee
17 Seminole Avenue
San Francisco, CA. 94112
Kay1368@gmail.com

From: Anne Jung
To: Yee, Norman (BOS); Haney, Matt (BOS); MandelmanStaff, [BOS]; Peskin, Aaron (BOS); Mar, Gordon (BOS); Preston, Dean (BOS); Fewer, Sandra (BOS); Safai, Ahsha (BOS); Ronen, Hillary; Stefani, Catherine (BOS); Walton, Shamann (BOS); Board of Supervisors, (BOS)
Subject: Lights at St. Ignatius Field File No. F200992 and 200996
Date: Monday, October 5, 2020 6:48:08 PM

This message is from outside the City email system. Do not open links or attachments from untrusted sources.

October 5, 2020

President Norman Yee
and Members of the San Francisco Board of Supervisors
City Hall
1 Dr. Carlton B. Goodlett Place, Room 244
San Francisco, CA 94102-4689

Re: Lights at St. Ignatius Field File No. F200992 and 200996

Dear Supervisor Sandra Fewer and Honorable Supervisors:

As residents of San Francisco since 1996, we attest to how much we love our diverse and fair City, so much so, we decided to raise our two children here, after many families made the exodus to the outlying suburbs. They all cited how San Francisco was not family-friendly, that the City ignored the needs of the next generation and only catered to the transient workers that came to build and conquer, then move-on themselves.

I am writing to express how important it is to keep families in San Francisco and to commit to our youth. Now more than ever, we are responsible for how the next generation will either come back and continue to be rooted here or whether they move on out of state, bringing all of their well-earned educations, diverse thinking, and mindsets elsewhere. We can make a choice now to come together and approve projects like the lights at St. Ignatius Field so that we may give our communities the necessary tools to grow and stay together.

I am writing in strong support for the approval of lights at St. Ignatius Field so that student-athletes have more options and opportunities to develop. Both of my boys play high school basketball, and football and I cannot express enough how playing sports has given them the gift of friendship, camaraderie, discipline, and respect for adults and their

teammates. St. Ignatius College Preparatory is committed to mind, spirit, and body, all being so important in the growth of a child.

The San Francisco Planning Commission voted 6 to 1 in favor of this approval in July and the process has been underway for over seven years. Please consider the students who will be impacted by this addition to our field sports program and its impacts on the positive development of young lives.

Please vote YES! to the lights at St. Ignatius Field and thank you for your consideration.

Sincerely,

Anne Jung
730 Funston Avenue
San Francisco, CA 94118
jung_anne@yahoo.com

Anne Jung (415) 235-5864

From:	Keller, Dawnell
To:	Yee, Norman (BOS); Haney, Matt (BOS); MandelmanStaff, [BOS]; Peskin, Aaron (BOS); Mar, Gordon (BOS); Preston, Dean (BOS); Fewer, Sandra (BOS); Safai, Ahsha (BOS); Ronen, Hillary; Stefani, Catherine (BOS); Walton, Shamann (BOS); Board of Supervisors, (BOS)
Subject:	Lights at St. Ignatius Field File No. F200992 and 200996
Date:	Monday, October 5, 2020 7:02:54 PM

This message is from outside the City email system. Do not open links or attachments from untrusted sources.

10/5/2020

President Norman Yee
and Members of the San Francisco Board of Supervisors
City Hall
1 Dr. Carlton B. Goodlett Place, Room 244
San Francisco, CA 94102-4689

Re: Lights at St. Ignatius Field File No. F200992 and 200996

Dear Honorable Supervisors,

My name is Dawnell Hester (Moore). I have a son who graduated from St. Ignatius last year and another who is currently a senior. Our senior has played baseball since freshman year, and is super excited to play football for the first time this year. The idea of watching games under the lights makes it more fun for everyone. More games played at home which means more school support. I think it would really increase the number of students and families who attend to support the team. Start times could be later, so parents who work during the day would be able to attend. I also like the idea of players being on campus, rather than traveling as much as they have in the past to visitor's fields.

The San Francisco Planning Commission voted 6 to 1 in favor of this approval in July and the process has been underway for over seven years. Please consider the students who will be impacted by this addition to our field sports program and the impacts it will have on the positive development of young lives.

Please vote YES! to the lights at St. Ignatius Field and thank you for your consideration.

Sincerely,

Dawnell Hester
1256 Cortez Avenue, Burlingame, CA 94010
dkeller@netsuite.com

Thanks!
Dawnell

From: Mr. Owen Maguire
To: Yee, Norman (BOS); Haney, Matt (BOS); MandelmanStaff, [BOS]; Peskin, Aaron (BOS); Mar, Gordon (BOS); Preston, Dean (BOS); Fewer, Sandra (BOS); Safai, Ahsha (BOS); Ronen, Hillary; Stefani, Catherine (BOS); Walton, Shamann (BOS); Board of Supervisors, (BOS)
Subject: Lights at St. Ignatius Field File No. F200992 and 200996
Date: Monday, October 5, 2020 7:12:49 PM

This message is from outside the City email system. Do not open links or attachments from untrusted sources.

President Norman Yee
and Members of the San Francisco Board of Supervisors
City Hall
1 Dr. Carlton B. Goodlett Place, Room 244
San Francisco, CA 94102-4689

Re: Lights at St. Ignatius Field File No. F200992 and 200996

Dear Supervisor Gordon Mar and Honorable Supervisors:

My name is Owen Maguire, and I'm a 14-year social science teacher and football coach currently employed at Saint Ignatius College Preparatory. I'm writing in strong support for approval of lights at JB Murphy Field at SI. This key addition will create more options for student-athletes and also to allow St. Ignatius to implement a later start time in accordance with CA State law during the Covid-19 pandemic.

San Francisco has always been limited in its expansion due to its geographic layout limiting the city on three sides. As the population grows, there are fewer and fewer spaces for students to practice field sports in San Francisco. Allowing SI to install these lights will keep students on campus rather than traveling great distances to practice. In addition, as many teams have been forced to push back their seasons due to Covid-19, it will be darker out sooner than normal, and we would be severely limited with our practice time with the players.

I have been a part of the SI community for 14 years. It is an excellent center of learning not just to take tests and excel academically, but also to be in service to others in the San Francisco community and beyond. I became a coach because I know that many of those lessons are learned through the shared experience on the sports field. Even the students who participate as spectators gain a strong feeling of community by supporting their friends and fellow classmates. The world will get past this pandemic, but the lights on JB Murphy field can continue to serve the greater community for several years to come.

It has come to my attention that the San Francisco Planning Commission voted 6 to 1 in favor of this approval in July. This process has been underway for over seven

years, and it is very exciting that we are very close to the goalline. Please consider the players and coaches who will be positively impacted by this addition to our community and the considerable impact it will have on the development of so many young people.

Please vote YES! to the lights at St. Ignatius Field and thank you for your time and service.

Sincerely,

Owen Maguire
1228 53rd St., Emeryville, CA, 94608

omaguire@siprep.org

--
Owen Maguire
History Teacher/Social Science Department Chair/JV Head Football Coach
St. Ignatius College Preparatory
2001 37th Avenue
San Francisco, CA 94116
(415) 731-7500
omaguire@siprep.org
www.siprep.org

From:	Sheelagh Flanagan
To:	Stefani, Catherine (BOS)
Cc:	Yee, Norman (BOS); Haney, Matt (BOS); MandelmanStaff, [BOS]; Peskin, Aaron (BOS); Mar, Gordon (BOS); Preston, Dean (BOS); Fewer, Sandra (BOS); Safai, Ahsha (BOS); Ronen, Hillary; Walton, Shamann (BOS); Board of Supervisors, (BOS)
Subject:	VOTE YES - St. Ignatius HS Field Lights
Date:	Monday, October 5, 2020 7:46:09 PM

This message is from outside the City email system. Do not open links or attachments from untrusted sources.

To: President Norman Yee, District 2 Supervisor Catherine Stefani, and Members of the San Francisco Board of Supervisors

City Hall

1 Dr. Carlton B. Goodlett Place, Room 244
San Francisco, CA 94102-4689

Re: Lights at St. Ignatius Field File No. F200992 and 200996

Dear Supervisor Stefani and Honorable Supervisors:

I am a parent of 3 current St. Ignatius High School students and my husband is a graduate of SI. I am writing in strong support for approval of lights at St. Ignatius Field in order to create more options for student athletes and, also, to allow St. Ignatius to implement a later daily start time, in accordance with CA State law and recent COVID restrictions.

As we all know, San Francisco offers fewer and fewer spaces for students to practice field sports. By allowing SI to install field lights, we will expand our options for sports and will also keep students closer to the safety and security of campus, rather than traveling great distances to practice. The lights will also allow students to practice longer, particularly as our shorter Fall and Winter days are upon us. It is bad enough kids aren't in school due to the Covid crisis. It would be worse if we couldn't play sports because of darkness and limited availability, once we do return to school.

St. Ignatius College Preparatory has an excellent reputation as a premier center of learning, not just academically, but to teach lessons to be in service to others. Many of those lessons are learned through the shared experience on the sports field. Even the students who participate as spectators gain a strong feeling of community by supporting their friends and fellow classmates. Parents bond and build lifelong ties with friends and fellow SI community members, while attending SI athletic events.

The San Francisco Planning Commission voted 6 to 1 in favor of approval of the SI Field lights in July, and the process to install the lights has been underway for over seven years. Please consider the students who will be positively impacted by this important addition to our field sports program, as well as the impact it will have on the positive development of young lives and our San Francisco community as a whole. Many non-SI children will also benefit from having access to another sports venue with lights. SI hosts many younger student athletic programs at our fields.

Please vote YES! to the lights at St. Ignatius Field and thank you for your consideration.

Sincerely,

Sheelagh Flanagan

District 2, San Francisco, CA

sheelagh127@me.com

From:	mtgalvin@yahoo.com
To:	Yee, Norman (BOS); Haney, Matt (BOS); MandelmanStaff, [BOS]; Peskin, Aaron (BOS); Mar, Gordon (BOS); Preston, Dean (BOS); Fewer, Sandra (BOS); Safai, Ahsha (BOS); Ronen, Hillary; Stefani, Catherine (BOS); Walton, Shamann (BOS); Board of Supervisors, (BOS)
Subject:	Lights at St.Ignatius Field File No. F200992 and 200996
Date:	Monday, October 5, 2020 8:14:39 PM

This message is from outside the City email system. Do not open links or attachments from untrusted sources.

Dear Honorable Supervisors,

My name is Mary Galvin, I have lived in the Sunset / Parkside area of the city for the past 25 years. I am a parent of an SI student and a health care worker in San Francisco.

I'm writing in strong support for approval of lights at St. Ignatius Field in order to create more options for student athletes and also to allow St. Ignatius to implement a later start time in accordance with CA State law.

There are fewer and fewer spaces for students to practice field sports in San Francisco and allowing SI to install these lights will keep students closer to the campus rather than traveling great distances to practice.

St. Ignatius College Preparatory has been an excellent center of learning not just to take tests and excel academically but to be in service to others. Many of those lessons are learned through the shared experience on the sports field. Even the students who participate as spectators gain a strong feeling of community by supporting their friends and fellow classmates.

The San Francisco Planning Commission voted 6 to 1 in favor of this approval in July and the process has been underway for over seven years. Please consider the students who will be impacted by this addition to our field sports program and the impacts it will have on the positive development of young lives.

Please vote YES! to the lights at St. Ignatius Field and thank you for your consideration.

Sincerely,

Mary Galvin

From:	Jennifer Beyer
To:	Yee, Norman (BOS); Haney, Matt (BOS); MandelmanStaff, [BOS]; Peskin, Aaron (BOS); Mar, Gordon (BOS); Preston, Dean (BOS); Fewer, Sandra (BOS); Safai, Ahsha (BOS); Ronen, Hillary; Stefani, Catherine (BOS); Walton, Shamann (BOS); Board of Supervisors, (BOS)
Subject:	Re: Lights at St. Ignatius Field File No. F200992 and 200996
Date:	Monday, October 5, 2020 9:36:44 PM

This message is from outside the City email system. Do not open links or attachments from untrusted sources.

October 5, 2020

President Norman Yee and Members of the San Francisco Board of Supervisors City Hall
1 Dr. Carlton B. Goodlett Place, Room 244
San Francisco, CA 94102-4689

Re: Lights at St. Ignatius Field File No. F200992 and 200996

Dear Supervisor Stefani and Honorable Supervisors:

I have lived in San Francisco for over 25 years. My husband and I met and got married here and have enjoyed raising our kids in this beautiful city. Time has flown by and now we find ourselves with a high school freshman at St. Ignatius.

I'm writing in strong support for approval of lights at St. Ignatius Field in order to create more options for student athletes and also to allow St. Ignatius to implement a later start time in accordance with CA State law.

Over the years, our kids have participated in various sports programs and we've seen how limited field and practice space can be in San Francisco, We have also spent countless hours getting to fields both in and outside of city limits. There are fewer and fewer spaces for students to practice field sports in San Francisco and allowing SI to install these lights will keep students closer to the campus rather than traveling great distances to practice.

St. Ignatius College Preparatory has been an excellent center of learning not only academically but also from a community service and athletic perspective. We have seen first hand the bonding that occurs between all spectators (students, parents and others) on the sports field. This community spirit and bonding coupled with SI's rich history and tradition would surely serve to enrich the overall community in a positive way.

The San Francisco Planning Commission voted 6 to 1 in favor of this approval in July and the process has been underway for over seven years. Please consider the students who will be impacted by this addition to our field sports program and the impacts it will have on the positive development of young lives.

Please vote YES! to the lights at St. Ignatius Field. Thank you for your consideration.

Sincerely,

Jennifer Beyer
3532 Webster Street
San Francisco, CA 94123
jen.beyer@yahoo.com

From:	Susan Leupold
To:	Stefani, Catherine (BOS)
Cc:	Yee, Norman (BOS); Haney, Matt (BOS); MandelmanStaff, [BOS]; Peskin, Aaron (BOS); Mar, Gordon (BOS); Preston, Dean (BOS); Fewer, Sandra (BOS); Safai, Ahsha (BOS); Ronen, Hillary; Walton, Shamann (BOS); Board of Supervisors, (BOS)
Subject:	Re: Lights at St. Ignatius Field File No. F200992 and 200996
Date:	Monday, October 5, 2020 9:58:51 PM

This message is from outside the City email system. Do not open links or attachments from untrusted sources.

10/5/20

President Norman Yee
and Members of the San Francisco Board of Supervisors
City Hall
1 Dr. Carlton B. Goodlett Place, Room 244
San Francisco, CA 94102-4689

Re: Lights at St. Ignatius Field File No. F200992 and 200996

Dear Supervisor Stefani and Honorable Supervisors:

My name is Susie Leupold. My husband Chris and I have lived in San Francisco for almost 30 years. We are raising four kids here and are a committed San Francisco family. We are also dedicated to supporting initiatives that help keep families in our city!

Therefore, I'm writing in strong support for approval of lights at St. Ignatius Field in order to create more options for student athletes and also to allow St. Ignatius to implement a later start time in accordance with CA State law.

There are fewer and fewer spaces for students to practice field sports in San Francisco and allowing SI to install these lights will keep students closer to the campus rather than traveling great distances to practice.

St. Ignatius College Preparatory has been an excellent center of learning not just to take tests and excel academically but to be in service to others. Many of those lessons are learned through the shared experience on the sports field. Even the students who participate as spectators gain a strong feeling of community by supporting their friends and fellow classmates.

The San Francisco Planning Commission voted 6 to 1 in favor of this approval in July and the process has been underway for over seven years. Please consider the students who will be impacted by this addition to our field sports program and the impacts it will have on the positive development of young lives.

These days are hard for our kids. We need to do whatever we can to provide them with safe and healthy ways to be active and social. We also need to do all we can to keep families in this city and therefore keep it growing and vibrant.

Please vote YES! to the lights at St. Ignatius Field. Thank you for your consideration.

Sincerely,

Susie Leupold
2159 Bay Street, SF, CA 94123
susanleupold@yahoo.com

From:	Gregory Beyer
To:	Stefani, Catherine (BOS); Board of Supervisors, (BOS); Walton, Shamann (BOS); Safai, Ahsha (BOS); Mar, Gordon (BOS); Peskin, Aaron (BOS); Yee, Norman (BOS); Haney, Matt (BOS); MandelmanStaff, [BOS]; Preston, Dean (BOS); Fewer, Sandra (BOS); Ronen, Hillary
Cc:	nharlan@siprep.org
Subject:	Lights at St. Ignatius Field File No. F200992 and 200996
Date:	Monday, October 5, 2020 10:01:39 PM

This message is from outside the City email system. Do not open links or attachments from untrusted sources.

October 5, 2020

President Norman Yee and Members of the San Francisco Board of Supervisors City Hall
1 Dr. Carlton B. Goodlett Place, Room 244
San Francisco, CA 94102-4689

Re: Lights at St. Ignatius Field File No. F200992 and 200996

Dear Supervisor Stefani and Honorable Supervisors:

I have lived in San Francisco for over 25 years. My wife and I met and got married here and have enjoyed raising our son and daughter in this beautiful city. Our son is a high school freshman at St. Ignatius.

I'm writing in strong support for approval of lights at St. Ignatius Field in order to create more options for student athletes and also to allow St. Ignatius to implement a later start time in accordance with CA State law. Kids of all ages have sacrificed prime development months due to COVID-19. We collectively need to make every effort as a community to provide support and provide flexibility for practice/athletic events during this unprecedented period.

Over the years, our kids have participated in various sports programs and we've seen how limited field and practice space can be in San Francisco, We have also spent countless hours getting to fields both in and outside of city limits. There are fewer and fewer spaces for students to practice field sports in San Francisco and allowing SI to install these lights will keep students closer to the campus rather than traveling great distances to practice.

St. Ignatius College Preparatory has been an excellent center of learning not only academically but also from a community service and athletic perspective. We have seen first hand the bonding that occurs between all spectators (students, parents and others) on the sports field. This community spirit and bonding coupled with SI's rich history and tradition would surely serve to enrich the overall community in a positive way.

The San Francisco Planning Commission voted 6 to 1 in favor of this approval in July and the process has been underway for over seven years. Please consider the students who will be impacted by this addition to our field sports program and the impacts it will have on the positive development of young lives.

Please vote YES! to the lights at St. Ignatius Field. Thank you for your consideration.

Sincerely,

Gregory Beyer
3532 Webster Street
San Francisco, CA 94123
greg_beyer@yahoo.com

From:	Josh Moats
To:	Yee, Norman (BOS)
Cc:	Haney, Matt (BOS); MandelmanStaff, [BOS]; Peskin, Aaron (BOS); Mar, Gordon (BOS); Preston, Dean (BOS); Fewer, Sandra (BOS); Safai, Ahsha (BOS); Ronen, Hillary; Stefani, Catherine (BOS); Walton, Shamann (BOS); Board of Supervisors, (BOS)
Subject:	Re: Lights at St. Ignatius Field File No. F200992 and 200996
Date:	Monday, October 5, 2020 10:38:37 PM

This message is from outside the City email system. Do not open links or attachments from untrusted sources.

10/5/2020

President Norman Yee
and Members of the San Francisco Board of Supervisors
City Hall
1 Dr. Carlton B. Goodlett Place, Room 244
San Francisco, CA 94102-4689

Dear Supervisor Yee or Honorable Supervisors:

My name is Michael Moats. My family has lived in San Francisco since 1997, the last four years residing in Forest Hill. As a long-time believer that team sports/activities are great character builders that bring together people from different cultural and racial backgrounds, I wanted to bring an issue to your attention.

I'm writing in strong support for approval of lights at St. Ignatius Field in order to create more options for student athletes and also to allow St. Ignatius to implement a later start time in accordance with CA State law.

There are fewer and fewer spaces for students to practice field sports in San Francisco and allowing SI to install these lights will keep students closer to the campus rather than traveling great distances to practice.

St. Ignatius College Preparatory has been an excellent center of learning not just to take tests and excel academically but to be in service to others. Many of those lessons are learned through the shared experience on the sports field. Even the students who participate as spectators gain a strong feeling of community by supporting their friends and fellow classmates.

The San Francisco Planning Commission voted 6 to 1 in favor of this approval in July and the process has been underway for over seven years. Please consider the students who will be impacted by this addition to our field sports program and the impacts it will have on the positive development of young lives.

Please vote YES! to the lights at St. Ignatius Field and thank you for your consideration.

Sincerely,

Michael Moats
21 Castenada Ave
San Francisco, CA 94116

From:	Reindeer Charities
To:	Board of Supervisors, (BOS); Mar, Gordon (BOS); Stefani, Catherine (BOS); Preston, Dean (BOS); Haney, Matt (BOS); MandelmanStaff, [BOS]; Walton, Shamann (BOS); Peskin, Aaron (BOS); Safai, Ahsha (BOS); Ronen, Hillary; Yee, Norman (BOS); Fewer, Sandra (BOS)
Subject:	Re: Appeal of CEQA Exemption Determination and Conditional Use Authorization - Proposed Project - 2001-37th Avenue CUA #2018-012648
Date:	Monday, October 5, 2020 10:47:10 PM

This message is from outside the City email system. Do not open links or attachments from untrusted sources.

I want to provide a statement in opposition to the football lights.

Lights needed for the students -

SI sole argument is that there is not enough time during the day for the school to schedule time for its students to practice and play games. The problem with this argument is two-fold. First, the only reason why SI does not have enough time is that they rent their field, a lot. Here is just one example of many. https://www.nextlevelsports.com/Default.aspx?tabid=316485. SI has already rented out their field in 2021 to an all-day sports league that will prohibit their students from using the field one day a week for ten weeks. SI should not use their students to push lights when the only reason for the lights is not prioritizing their students over their commercial rental business to third parties. Second, SI maintains more high school teams than any other school in the city. The neighborhood should not be required to support more activities than is typical of an ordinary school

How close is the field?

I would like to give the supervisors an idea of just how close SI football field is to the residential houses that border it. Image you are looking out of your front window of your home. Now, picture that house across the street is a football field. Yep, it is that close. I can see if the kids have braces. From our home, we can hear the kids talking about just about everything. If approved, other high schools, like Mission, Balboa, Lincoln, Washington, Galileo, Riordan, and Lowell, will be able to add football lights to their existing fields. This would chage the city forever.

Other problems SI doesn't want you to know

Almost all of SI students drive to school. Almost all schools in the city have neighborhood permitted parking which prohibit students from parking on the street. Currently, SI students (and I third party renters of the field) enjoy parking in the neighborhood during the day. Since almost all of SI students drive to school most of the parking in the neighborhood is filled during the day. Meaning families with small children either wait until night time to go to the grocery store or are required to park blocks away from their home. If lights are approved, there will be no window for families to run necessary errands. If lights are added, I request that the supervisors add neighborhood permitted parking to the area and that SI be required to reimburse each resident for the cost of the permit.

Other suggestions if approved

Add a requirement that the field (day and night) may only be used by current students participating in one of the school's 66 teams sponsored by its athletic department.

Add automatic dimmers and shut offs to the lights set to 8:30 pm and 9 pm.

Add neighborhood permitted parking to the area and SI to reimburse each resident for the cost.

Require SI to pay residences to sound proof their homes. The homes were built before the school and were not designed to block out the noises.

Overall,

SI failed to hold meetings the neighbors, discuss any of the issues, or even offer alternatives. SI'sposition was they only want to talk to neighbors if they support the lights. Many of the neighbors have emailed SI with questions and concerns. SI has never answered any of them. I understand that SI has many powerful alumni and likely has lobbied each of you to approve the lights. I ask you as a voter and resident who is trying to raise a family in San Francisco to vote no to the lights.

Sent from my iPhone

From:	Joan Mulkerrins
To:	Yee, Norman (BOS); Haney, Matt (BOS); MandelmanStaff, [BOS]; Peskin, Aaron (BOS); Mar, Gordon (BOS); Preston, Dean (BOS); Fewer, Sandra (BOS); Safai, Ahsha (BOS); Ronen, Hillary; Stefani, Catherine (BOS); Walton, Shamann (BOS); Board of Supervisors, (BOS)
Subject:	Lights at St. Ignatius Field File No. F200992 and 200996
Date:	Tuesday, October 6, 2020 12:22:00 AM

This message is from outside the City email system. Do not open links or attachments from untrusted sources.

Dear Supervisor Norman Yee and Honorable Supervisors,

My name is Joan D'Angelo Mulkerrins, a native, third generation San Franciscan, a District 7 girl. I grew up with my parents on Stratford Drive (District 7), bought my first home with my husband on 14th and Judah (District 7), and we are currently raising our family on Morningside Drive (District 7). My father still lives in my mother's childhood home on Beachmont Drive. My husband is also a native San Franciscan and grew up on 28th and Taraval. I think it is safe to say we love San Francisco and are dedicated by continuing to raise our family here.

We both have also dedicated our lives to education, I have been working with school-aged children my entire life -- summer camp counselor, teaching physical education, teaching elementary school, and even coaching a couple of seasons of elementary school sports. Our children are multiple sport athletes and have been since the day they started walking. Our daughter and son have been playing organized sports on the fields of San Francisco since they were 4 years old. To say I understand children and sports, is an understatement.

I'm writing in strong support for approval of lights at St. Ignatius Field in order to create more options for student athletes and also to allow St. Ignatius to implement a later start time in accordance with CA State law.

There are fewer and fewer spaces for the students to practice field sports in San Francisco and allowing SI to install these lights will keep students closer to the campus rather than traveling great distances to practice.

Lights on the SI field benefits all the children in San Francisco by opening more spaces on park and rec department fields for other youth teams in our

beloved city to use and helps everyone find a space. More space for everyone to work together, to play together.

When SI went coed 30-years ago and the addition of female students doubled the size of their athletic department. If you look at the times and our changing city, the number of females participating in youth sports has increased as well and their need for more fields and spaces for teams, for all teams has increased. The lights will benefit all by giving teams places to go, to practice, to play.

As a parent of multiple sport athletes at the high school level, this benefits the well-being of all our children. Lights on the SI campus would really help the students manage their day between school and practice. SI plans to implement study-halls for teams with later practices on our campus so students can get a majority of their homework done before practice. The students will have a place to be when school is out before practice. What a huge benefit for the students and families if students can have a place to get homework done and have practice on their field. It also helps provide structure for the students. Simply stated, lights on the SI field would benefit all for practices and games.

Lights at SI will bring together a community. Think of those coming together to watch a game, it is a place to connect, catch-up and watch sports. Think of those times when you are walking by a field and stop to watch a play and end up seeing someone you know and it leads to watching a game catching up with a friend. More importantly, think of the students who participate as spectators gain a strong feeling of community by supporting their friends and fellow classmates.

The San Francisco Planning Commission voted 6 to 1 in favor of this approval in July and the process has been underway for over seven years.

Thank you for all the work you do to make our City a great place to live, one where we continue to raise our family and keep the San Francisco traditions alive.

Please consider the students, the youth, our future leaders, who will benefit and the impacts it will have on the positive development of young lives.

Please vote YES! to the lights at St. Ignatius Field and thank you for your consideration.

Sincerely,
Joan D’Angelo-Mulkerrins
62 Morningside Drive
San Francisco, CA 94132
joanmulk@yahoo.com

From: Tricia Mason
To: Board of Supervisors, (BOS)
Subject: Lights at St. Ignatius Field File No. F200992 and 200996
Date: Tuesday, October 6, 2020 12:26:00 AM

This message is from outside the City email system. Do not open links or attachments from untrusted sources.

President Norman Yee
and Members of the San Francisco Board of Supervisors
City Hall
1 Dr. Carlton B. Goodlett Place, Room 244
San Francisco, CA 94102-4689

Re: Lights at St. Ignatius Field File No. F200992 and 200996

Dear Supervisor Honorable Supervisors:

By way of introduction I am a St. Ignatius parent. I have had two children graduate in '16 and '19; as well as, a current senior and a currant sophomore.

I'm writing in strong support for approval of lights at St. Ignatius Field in order to create more options for student athletes and also to allow St. Ignatius to implement a later start time in accordance with CA State law.

There are fewer and fewer spaces for students to practice field sports in San Francisco and allowing SI to install these lights will keep students closer to the campus rather than traveling great distances to practice.

St. Ignatius College Preparatory has been an excellent center of learning not just to take tests and excel academically but to be in service to others. Many of those lessons are learned through the shared experience on the sports field. Even the students who participate as spectators gain a strong feeling of community by supporting their friends and fellow classmates.

The San Francisco Planning Commission voted 6 to 1 in favor of this approval in July and the process has been underway for over seven years. Please consider the students who will be impacted by this addition to our field sports program and the impacts it will have on the positive development of young lives.

Please vote YES! to the lights at St. Ignatius Field and thank you for your consideration.

Sincerely,

Tricia Mason
1532 Alturas Drive, Burlingame, CA 94010

triciahmason@yahoo.com

From:	Board of Supervisors, (BOS)
To:	BOS-Supervisors
Cc:	Wong, Linda (BOS)
Subject:	FW: reject the Twin Peaks gas-station lease (File No. 200965)
Date:	Friday, October 2, 2020 8:17:00 AM

From: Hunter Oatman-Stanford <hoatmanstanford@gmail.com>
Sent: Thursday, October 1, 2020 1:39 PM
To: Haney, Matt (BOS) <matt.haney@sfgov.org>; Haneystaff (BOS) <haneystaff@sfgov.org>; Board of Supervisors, (BOS) <board.of.supervisors@sfgov.org>; Mahogany, Honey (BOS) <honey.mahogany@sfgov.org>; Mcdonald, Courtney (BOS) <courtney.mcdonald@sfgov.org>
Subject: reject the Twin Peaks gas-station lease

This message is from outside the City email system. Do not open links or attachments from untrusted sources.

Dear Supervisor Haney,

I've watched with dismay as many of your colleagues move to support continuing a lease of public land in the Twin Peaks neighborhood to a gas station—showing total disregard for the climate crisis and housing crisis. The Western neighborhoods have not committed to growing their share of desperately needed affordable housing, and rejecting this lease renewal offers one opportunity to start fixing that.

As you well know, D6 provides the largest supply of new affordable and market-rate housing, a situation which Supervisors on the wealthier West side are happy to continue. This is completely unsustainable and ignorant of the depth of our housing crisis AND the need to move away from gas-powered vehicles ASAP. There is no excuse to continue using public land for gas stations rather than housing, so I implore you to reject this 25 year lease.

Beyond this single lease, I hope you will push the city to take a renewed look at other publicly-owned land in D6, such as the massive SFMTA parking garages that at their busiest, are typically only *half* full (5th & Mission in particular) and could offer a major opportunity to build new housing, parks, and more. These public garages are unpleasant and destroy the neighborhood fabric in SoMa, the Tenderloin, and Mission Bay—and their land could much better serve the community rather than tourist vehicles. The Gene Friend Rec center redevelopment is also a missed opportunity to build affordable housing above a new neighborhood facility. Let's not keep making these mistakes!

Thanks for your work on this,

Hunter Oatman-Stanford
855 Folsom St
SF CA 94107

From:	Board of Supervisors, (BOS)
To:	BOS-Supervisors
Subject:	FW: File # 200965, Twin Peaks Petroleum, Inc.
Date:	Friday, October 2, 2020 8:48:00 AM
Attachments:	Letter to BOS in Support of Twin Peaks Auto.pdf

From: LegacyBusiness (ECN) <LegacyBusiness@sfgov.org>
Sent: Thursday, October 1, 2020 3:35 PM
To: Board of Supervisors, (BOS) <board.of.supervisors@sfgov.org>
Cc: Dick-Endrizzi, Regina (ECN) <regina.dick-endrizzi@sfgov.org>; Wong, Linda (BOS) <linda.wong@sfgov.org>
Subject: File # 200965, Twin Peaks Petroleum, Inc.

Honorable Members of the Board of Supervisors:

The San Francisco Office of Small Business would like to bring to your attention the following public benefits of Twin Peaks Auto Care located at 598 Portola Drive as you consider renewal of their lease:

- Twin Peaks Auto Care is one of San Francisco's official Legacy Businesses, which are longstanding, community-serving establishments that have operated in the city for 30 or more years and contribute to the city's history and identity. Legacy Businesses foster civic engagement and serve as valuable cultural assets. Twin Peaks Auto Care is the only fuel station on the Legacy Business Registry.

- Twin Peaks Auto Care is a local, minority-owned, small business.

- Twin Peaks Auto Care is the only fuel station located on Twin Peaks.

- Twin Peaks Auto Care is an essential business and an important part of the community's energy infrastructure. During the coronavirus pandemic, the business remained open during the Shelter-In-Place Order and provided fuel and automotive services critical for the police, fire fighters, healthcare workers, and other essential workers in getting to work.

- Twin Peaks Auto Care provides more than just fuel; the business provides regular auto maintenance including tire repair/replacement, propane fuel for cooking and gas heaters, and small convenience store items.

- Because of the statewide mandate that all single-walled storage tanks in fuel stations be double-walled by 2025, which is an expensive upgrade, a number of small fuel stations throughout San Francisco may close within the next five years. That may include the fuel station near the West Portal tunnel, the station at Castro and Market, and the station on

Fell and Divisadero streets. Twin Peaks Auto Care will be investing up to $750,000 to make the needed upgrade.

- Twin Peaks Auto Care is capable of transitioning to the fuel of the future, whether it's a charging station, renewable soy diesel, or hydrogen fuel. The proposed new lease provides that flexibility.

Thank you for considering the many public benefits of Twin Peaks Auto Care to the City and County of San Francisco in your review of their proposed lease renewal.

Kindly,

Regina Dick-Endrizzi | **she, her, hers**
Executive Director | Office of Small Business
regina.dick-endrizzi@sfgov.org | D: 415.554.6481 |O: 415.554.6134 |c: 415.902.4573
www.sfosb.org | businessportal.sfgov.org | facebook | twitter

COVID-19 Assistance for Businesses & Employees

SAN FRANCISCO
OFFICE OF SMALL BUSINESS

CITY AND COUNTY OF SAN FRANCISCO
LONDON N. BREED, MAYOR

OFFICE OF SMALL BUSINESS
SMALL BUSINESS COMMISSION
REGINA DICK-ENDRIZZI, DIRECTOR

September 30, 2020

Board of Supervisors
1 Dr. Carlton B. Goodlett Place
City Hall, Room 244
San Francisco, CA 94102-4689

Honorable Board of Supervisors:

The San Francisco Office of Small Business would like to bring to your attention the following public benefits of Twin Peaks Auto Care located at 598 Portola Drive as you consider renewal of their lease:

- Twin Peaks Auto Care is one of San Francisco's official Legacy Businesses, which are longstanding, community-serving establishments that have operated in the city for 30 or more years and contribute to the city's history and identity. Legacy Businesses foster civic engagement and serve as valuable cultural assets. Twin Peaks Auto Care is the only fuel station on the Legacy Business Registry.

- Twin Peaks Auto Care is a local, minority-owned, small business.

- Twin Peaks Auto Care is the only fuel station located on Twin Peaks.

- Twin Peaks Auto Care is an essential business and an important part of the community's energy infrastructure. During the coronavirus pandemic, the business remained open during the Shelter-In-Place Order and provided fuel and automotive services critical for the police, fire fighters, healthcare workers, and other essential workers in getting to work.

- Twin Peaks Auto Care provides more than just fuel; the business provides regular auto maintenance including tire repair/replacement, propane fuel for cooking and gas heaters, and small convenience store items.

- Because of the statewide mandate that all single-walled storage tanks in fuel stations be double-walled by 2025, which is an expensive upgrade, a number of small fuel stations throughout San Francisco may close within the next five years. That may include the fuel station near the West Portal tunnel, the station at Castro and Market, and the station on Fell and Divisadero streets. Twin Peaks Auto Care will be investing up to $750,000 to make the needed upgrade.

- Twin Peaks Auto Care is capable of transitioning to the fuel of the future, whether it's a charging station, renewable soy diesel, or hydrogen fuel. The proposed new lease provides that flexibility.

Thank you for considering the many public benefits of Twin Peaks Auto Care to the City and County of San Francisco in your review of their proposed lease renewal.

Kind regards,

Regina Dick-Endrizzi
Director

1 DR. CARLTON B. GOODLETT PLACE, ROOM 140, SAN FRANCISCO, CALIFORNIA 94102-4681
T: 415.554.6134 F: 415.558.7844 E: SFOSB@SFGOV.ORG W: WWW.SFOSB.ORG

From:	Board of Supervisors, (BOS)
To:	BOS-Supervisors
Cc:	Wong, Linda (BOS)
Subject:	FW: File # 200965, Twin Peaks Petroleum, Inc.
Date:	Friday, October 2, 2020 8:56:00 AM

From: Keith Malone <kmalone@cafcp.org>
Sent: Thursday, October 1, 2020 7:32 PM
To: Board of Supervisors, (BOS) <board.of.supervisors@sfgov.org>
Subject: File # 200965, Twin Peaks Petroleum, Inc.

This message is from outside the City email system. Do not open links or attachments from untrusted sources.

October 1, 2020

Board of Supervisors
City and County of San Francisco
San Francisco, California

Subject: File # 200965, Twin Peaks Petroleum, Inc.

Supervisors:

The California Fuel Cell Partnership is a public-private partnership of more than 20 years that brings together private industry, local, state and federal agencies, transit agencies, academia and others to further the commercialization of fuel cell electric cars, buses, trucks and other forms of mobility, fueling infrastructure and hydrogen production. Our members including the South Coast and Bay Area Air Quality Management Districts, the California Air Resources Board, Hyundai, Nissan, GM, Toyota, Honda, and others.

While we are not permitted to comment in favor or opposition to this particular agenda item, we believe we can offer insights to the role that gas stations will play in the rollout of hydrogen fueling infrastructure here and across North America.

In most cases, light-duty hydrogen stations are located at existing gas stations. These locations make sense for a number of reasons:

- Gas stations are familiar to the public and their location requires little behavior change from drivers
- Hydrogen fueling takes approximately five minutes, matching the business service model of gas stations and giving owners a new income stream in a market that has seen ever-increasing efficiency in gasoline vehicles and less need for this fuel
- Hydrogen fuel, on a pathway to 100% renewable and decarbonized content, offers gas station

owners an on-ramp to a renewable future and, most importantly, the opportunity for a just transition for their business

California, at the moment, has 45 retail hydrogen stations open for drivers of the Honda Clarity, Hyundai NEXO and Toyota Mirai. More cars and passenger trucks are expected over the next several years, with recent announcements from Audi, BMW, GM/Nikola and others. Another 15 stations - two-to-eight times larger than earlier stations, offering multiple fueling positions and many offering a lower fuel price – will open over the coming year. Recently, the California Energy Commission released a notice of proposed awards for additional hydrogen stations, recommending 36 stations in the first batch of funding and upwards of 87 stations in subsequent funding batches, accounting for nearly 200 hydrogen stations for California in the next several years. Stations that are open, in development and proposed for award can be found at www.cafcp.org/stationmap.

We hope this provides some context on the role of gas stations in the rollout of hydrogen fueling infrastructure in California.

If we can assist in answering any questions the Board of Supervisors may have, please do not hesitate to contact us.

Keith Malone
California Fuel Cell Partnership
Public Affairs
Direct Line: (323) 441-0000 (try this first)
Cell: (951) 368-3636
cafcp.org | twitter.com/cafcp | facebook.com/cafcp | linkedin.com/in/keithmalone

The National Resources Defense Council identifies five policies that could help stimulate the production of green hydrogen in the United States. http://ow.ly/ZRF550ATzGx

Confidential: Limited

From:	Board of Supervisors, (BOS)
To:	BOS-Supervisors
Cc:	Wong, Linda (BOS)
Subject:	FW: No 25 year lease extension for Twin Peaks Auto Care (File No. 200965)
Date:	Friday, October 2, 2020 9:04:00 AM

From: Harold Findley <hfindley@hotmail.com>
Sent: Friday, October 2, 2020 8:56 AM
To: Peskin, Aaron (BOS) <aaron.peskin@sfgov.org>
Cc: Breed, Mayor London (MYR) <mayorlondonbreed@sfgov.org>; Board of Supervisors, (BOS) <board.of.supervisors@sfgov.org>
Subject: No 25 year lease extension for Twin Peaks Auto Care

This message is from outside the City email system. Do not open links or attachments from untrusted sources.

Aaron,

We're suffering yet another day of unhealthy air. Our sky was orange a few weeks ago. The breakdown of our climate is here.

The Board of Supervisors needs to recognize that we're in a crisis. We need you our elected representatives to act with urgency and decisiveness. The time for weakly signing off on destructive policies of the past is over. The time for tentative steps was twenty-five years ago. The time for immediate, bold, responsible action is now.

Members of the Board should be introducing measures to drastically reduce driving and other major factors in climate change (e.g. moratorium on repaving car travel lanes). This would show a respect for the gravity of the problem (and respect for all humans affected by it).

Yet instead of dismissing out of hand the idea of continuing to use public land for a gas station in these times, the Board is actually considering it. Instead of facing climate destruction head on with seriousness, the Board is acting like we still have plenty of time. Acting like the personal lifestyles of people who drive cars is sacrosanct, and actual human life on this planet isn't.

Our city needs all of you to rise up and meet the challenge.

Harold

From: Board of Supervisors, (BOS)
To: BOS-Supervisors
Subject: FW: Public comment on 200965: Twin Peaks Petroleum
Date: Friday, October 2, 2020 1:03:00 PM

-----Original Message-----
From: Zach Lipton <zach@zachlipton.com>
Sent: Friday, October 2, 2020 11:45 AM
To: Board of Supervisors, (BOS) <board.of.supervisors@sfgov.org>; Haney, Matt (BOS) <matt.haney@sfgov.org>
Subject: Public comment on 200965: Twin Peaks Petroleum

This message is from outside the City email system. Do not open links or attachments from untrusted sources.

Dear Members of the Board of Supervisors,

I'm writing as a District 6 resident to ask you to reject the lease renewal for Twin Peaks Petroleum.

We are in a climate emergency, and I write this comment while huddled around an air purifier as my phone chimes with emergency alerts from the city about the unhealthy air. We are also in a housing crisis, with thousands living on the streets unprotected from that unhealthy air. This site gives us the opportunity to take small but meaningful steps to address both emergencies at the same time. We should not continue to reinvest in fossil fuel infrastructure through the year 2050, long after gas-powered cars will no longer even be sold in California. This is one of the thousands of small decisions where we're asked if we're really going to live up to our San Francisco values.

We need to look at everything we do with our public resources to make sure we're fully reflecting the alarm voiced in the climate emergency. Social housing on this site, or combined with the nearby juvenile hall site, provides far more public benefit than a private gas station. This land is in a high resource area with good transit connections and should be put to good use. Those in need of gas, meanwhile, can find it just a three minute drive away at either of two adjacent gas stations at Ulloa St.

I urge the Board to reject the lease extension and to move forward with immediate plans to remediate the site and build desperately needed social or otherwise affordable housing.

Thank you,

Zach Lipton

From: Board of Supervisors, (BOS)
To: BOS-Supervisors
Subject: FW: Deny lease for Twin Peaks Petroleum - agenda item 39
Date: Friday, October 2, 2020 1:04:00 PM

-----Original Message-----
From: Christopher Pederson <chpederson@yahoo.com>
Sent: Friday, October 2, 2020 12:00 PM
To: Board of Supervisors, (BOS) <board.of.supervisors@sfgov.org>
Cc: Yee, Norman (BOS) <norman.yee@sfgov.org>; Fewer, Sandra (BOS) <sandra.fewer@sfgov.org>; Stefani, Catherine (BOS) <catherine.stefani@sfgov.org>; Peskin, Aaron (BOS) <aaron.peskin@sfgov.org>; Mar, Gordon (BOS) <gordon.mar@sfgov.org>; Preston, Dean (BOS) <dean.preston@sfgov.org>; Haney, Matt (BOS) <matt.haney@sfgov.org>; MandelmanStaff, [BOS] <mandelmanstaff@sfgov.org>; Ronen, Hillary <hillary.ronen@sfgov.org>; Walton, Shamann (BOS) <shamann.walton@sfgov.org>; Safai, Ahsha (BOS) <ahsha.safai@sfgov.org>
Subject: Deny lease for Twin Peaks Petroleum - agenda item 39

This message is from outside the City email system. Do not open links or attachments from untrusted sources.

Dear President Yee and Supervisors:

San Francisco faces an affordable housing crisis and the world is confronting a climate calamity. Gov. Newsom has issued an executive order that, if implemented, will ban the sale of new gasoline-powered cars 15 years from now. It therefore boggles the mind that the City is even considering a 25-year lease for a fossil fuel dispensary on City-owned property. It is even more astonishing when one remembers that official City policy, as ratified by the voters of San Francisco, is to prioritize affordable housing on City-owned property that isn't being used for official City purposes.

I urgently request you to deny the proposed lease and to commence the process for building affordable housing on the site. To grant the lease would make a mockery of City leaders' rhetoric about the imperative need to provide more affordable housing and to counter the ongoing climate crisis.

Thank you.

Sincerely,
Christopher Pederson
District 7 resident

From:	pmonette-shaw
To:	Yee, Norman (BOS); Fewer, Sandra (BOS); Stefani, Catherine (BOS); Peskin, Aaron (BOS); Mar, Gordon (BOS); Preston, Dean (BOS); Haney, Matt (BOS); Mandelman, Rafael (BOS); Ronen, Hillary; Walton, Shamann (BOS); Safai, Ahsha (BOS)
Cc:	Calvillo, Angela (BOS); Yu, Angelina (BOS); Fregosi, Ian (BOS); Boilard, Chelsea (BOS); Herzstein, Daniel (BOS); Bennett, Samuel (BOS); Mullan, Andrew (BOS); Falzon, Frankie (BOS); Angulo, Sunny (BOS); Hepner, Lee (BOS); Yan, Calvin (BOS); Souza, Sarah (BOS); Quan, Daisy (BOS); Wong, Alan (BOS); Wright, Edward (BOS); RivamonteMesa, Abigail (BOS); Mcdonald, Courtney (BOS); Mahogany, Honey (BOS); Zou, Han (BOS); Low, Jen (BOS); Maybaum, Erica (BOS); Vejby, Caitlin (BOS); Smeallie, Kyle (BOS); Temprano, Tom (BOS); Mundy, Erin (BOS); Adkins, Joe (BOS); Goossen, Carolyn (PDR); Monge, Paul (BOS); Beinart, Amy (BOS); Li-D9, Jennifer (BOS); Burch, Percy (BOS); Gallardo, Tracy (BOS); Gee, Natalie (BOS); Evans, Abe (BOS); Sandoval, Suhagey (BOS); Ho, Tim (BOS); Chinchilla, Monica (BOS); Smeallie, Kyle (BOS); Kilgore, Preston (BOS); Yu, Avery (BOS)
Subject:	Testimony on Agenda Item #39, Twin Peaks Gas Station Lease Renewal — Hypocritical to Prioritize Gas Stations Over Affordable Housing
Date:	Friday, October 2, 2020 1:45:31 PM
Attachments:	Testimony to Board of Supes Twin Peaks Gas Station 20-10-06.pdf

This message is from outside the City email system. Do not open links or attachments from untrusted sources.

October 6, 2020

San Francisco Board of Supervisors
The Honorable Norman Yees, Board President
The Honorable Sandra Lee Fewer, Supervisor, District 1
The Honorable Catherine Stefani, Supervisor, District 2
The Honorable Aaron Peskin , Supervisor, District 3
The Honorable Gordon Mar, Supervisor, District 4
The Honorable Dean Preston, Supervisor, District 5
The Honorable Matt Haney, Supervisor, District 6
The Honorable Rafael Mandelman, Supervisor, District 8
The Honorable Hillary Ronen, Supervisor, District 9
The Honorable Shamann Walton, Supervisor, District 10
The Honorable Ahsha Safai, Supervisor, District 11

1 Dr. Carlton B. Goodlett Place
San Francisco, CA 94102

Re: **Testimony on Agenda Item #39, *Twin Peaks Gas Station Lease Renewal* — Hypocritical to Prioritize Gas Stations Over Affordable Housing**

Dear President Yee and Members of the Board of Supervisors,

I strongly urge the full Board of Supervisors to **reject the lease** extension for the Twin Peaks Auto Care gas station at 598 Portola Drive. It's a 25-year lease with a five-year option, amounting to a 30-year lease through the year 2050.

It would be the height of hypocrisy for the Board of Supervisors to approve this lease extension, after the passage "Prop. E" in 2019 that authorized use of public land for 100% affordable housing projects.

As it is, Supervisor Yee is trying to cram 375 units of affordable housing onto LHH's campus

which is just blocks away. LHH's public land should be reserved to build more skilled nursing facilities on that land to help stop the out-of-county patient dumping epidemic that has occurred even before LHH lost 420 of its SNF beds in 2010. The LHH site is completely inappropriate for senior housing for a number of reasons, including the lack of neighborhood-serving retail. Seniors would have to walk about four blocks to even get off of LHH's campus, and then hike another eight blocks or more up steep hills to reach the closest neighborhood-serving retail in the Tower Market strip mall.

By contrast, placing housing on the 598 Portola Drive gas station site is far more accessible to neighborhood-serving retail, and seniors would only have to walk about a block to the Tower Market, mostly along flat land, not steep hills.

As well, the gas station site is more accessible to public transportation than is public transportation to reach LHH's campus, and seniors would have to walk less than a block along flat land to reach rental housing on the gas station site, rather then having to walk five or more block up steep hills — and a 100-foot increase in elevation — to reach housing placed on LHH's far northwest parking lot.

So, its clearly hypocritical to build senior housing on LHH's campus, while exempting 100% affordable housing development on the Twin Peaks Auto Care gas station at 598 Portola Drive site.

The City may be relying on an out-of-date appraisal of the property conducted seven years ago in 2013. That parcel must surely now be worth more than the $1.8 million appraisal conducted in 2013. The City Assessor should be required to conduct a new appraisal of the gas station property.

Although the 2013 study suggested the site could provide a mixed-use development of commercial and residential units, numerous density bonus laws enacted since 2013 could push the gas station site to far more than just 26 residential units that are sorely needed during our affordable housing crisis. And we shouldn't have to wait another 30 years to use that land for affordable housing.

Mr. Gharib has had the good fortune of owning that business 35 years at a ridiculously low annual rent of just $113,586 (or lower). He shouldn't be handed a new 30-year lease extension just to stay in business for 65 years. Increasing his initial base rent to $200,000 — still a ridiculously low rent — represents just over ***one-thousandth of one percent*** (actually, 0.00154%) of the City's now $13.7 billion annual budget. Surely the City doesn't need that rent revenue.

Gharib should just get out of the business now and save himself the $750,000 required to replace the underground fuel storage tanks.

Residents in the surrounding neighborhoods — the Forest Hill Homeowners Association and the Midtown Terrace Homeowner Association (MTHOA) — have at least five other gas stations to choose from within a five-minute drive of the Twin Peaks Auto Care gas station and there are plenty of other gas stations throughout San Francisco they could use. As it is, these higher-income homeowners should be encouraged to switch to electric vehicles that they can well afford, and wouldn't need fossil-fuel guzzling vehicles and gas stations.

Supervisor Fewer is completely wrong that the gas station is "*such as small site*" for

affordable housing, and that the parcel would sit empty for decades to come if Gharib's lease isn't extended. Phooey!

That land could easily accommodate housing within five- to seven-years if the City put its mind to fast-tracking affordable housing development on the site, which would be far preferable to handing Gharib a new 30-year lease.

Finally, the gas station is located on public land. But that public parcel is ***not*** Supervisor Yee's personal plaything simply because it's located in his District, it's public land that belongs to the *entire* City. Rather than "*going out to bat*" for a single business owner (Gharib) — and by extension, going out to bat for Midtown Terrace homeowners — Yee should be going to bat for the ***thousands*** of San Franciscans who desperately need affordable housing.

The public benefits of placing housing on this site exceeds the public benefit of protecting Gharib's so-called legacy business. As climate change (and our affordable housing crises) worsens, what will you tell your children and grandchildren? That you decided your own short-term legacies would be enhanced by preserving the legacy and environmental damage wrought by fossil fuels?

Do the right thing: Reject this lease extension!

Respectfully submitted,

Patrick Monette-Shaw
Columnist,
Westside Observer Newspaper

cc: Angela Calvillo, Clerk of the Board

Patrick Monette-Shaw

975 Sutter Street, Apt. 6
San Francisco, CA 94109
Phone: (415) 292-6969 • e-mail: pmonette-shaw@eartlink.net

October 6, 2020

San Francisco Board of Supervisors
The Honorable Norman Yee, Board President
The Honorable Sandra Lee Fewer, Supervisor, District 1
The Honorable Catherine Stefani, Supervisor, District 2
The Honorable Aaron Peskin , Supervisor, District 3
The Honorable Gordon Mar, Supervisor, District 4
The Honorable Dean Preston, Supervisor, District 5
The Honorable Matt Haney, Supervisor, District 6
The Honorable Rafael Mandelman, Supervisor, District 8
The Honorable Hillary Ronen, Supervisor, District 9
The Honorable Shamann Walton, Supervisor, District 10
The Honorable Ahsha Safai, Supervisor, District 11
1 Dr. Carlton B. Goodlett Place
San Francisco, CA 94102

Re: **Testimony on Agenda Item #39, *Twin Peaks Gas Station Lease Renewal* — Hypocritical to Prioritize Gas Stations Over Affordable Housing**

Dear President Yee and Members of the Board of Supervisors,

I strongly urge the full Board of Supervisors to **reject the lease** extension for the Twin Peaks Auto Care gas station at 598 Portola Drive. It's a 25-year lease with a five-year option, amounting to a 30-year lease through the year 2050.

It would be the height of hypocrisy for the Board of Supervisors to approve this lease extension, after the passage "Prop. E" in 2019 that authorized use of public land for 100% affordable housing projects.

As it is, Supervisor Yee is trying to cram 375 units of affordable housing onto LHH's campus which is just blocks away. LHH's public land should be reserved to build more skilled nursing facilities on that land to help stop the out-of-county patient dumping epidemic that has occurred even before LHH lost 420 of its SNF beds in 2010. The LHH site is completely inappropriate for senior housing for a number of reasons, including the lack of neighborhood-serving retail. Seniors would have to walk about four blocks to even get off of LHH's campus, and then hike another eight blocks or more up steep hills to reach the closest neighborhood-serving retail in the Tower Market strip mall.

By contrast, placing housing on the 598 Portola Drive gas station site is far more accessible to neighborhood-serving retail, and seniors would only have to walk about a block to the Tower Market, mostly along flat land, not steep hills.

As well, the gas station site is more accessible to public transportation than is public transportation to reach LHH's campus, and seniors would have to walk less than a block along flat land to reach rental housing on the gas station site, rather then having to walk five or more block up steep hills — and a 100-foot increase in elevation — to reach housing placed on LHH's far northwest parking lot.

So, its clearly hypocritical to build senior housing on LHH's campus, while exempting 100% affordable housing development on the Twin Peaks Auto Care gas station at 598 Portola Drive site.

The City may be relying on an out-of-date appraisal of the property conducted seven years ago in 2013. That parcel must surely now be worth more than the $1.8 million appraisal conducted in 2013. The City Assessor should be required to conduct a new appraisal of the gas station property.

Although the 2013 study suggested the site could provide a mixed-use development of commercial and residential units, numerous density bonus laws enacted since 2013 could push the gas station site to far more than just 26 residential units

that are sorely needed during our affordable housing crisis. And we shouldn't have to wait another 30 years to use that land for affordable housing.

Mr. Gharib has had the good fortune of owning that business 35 years at a ridiculously low annual rent of just $113,586 (or lower). He shouldn't be handed a new 30-year lease extension just to stay in business for 65 years. Increasing his initial base rent to $200,000 — still a ridiculously low rent — represents just over ***one-thousandth of one percent*** (actually, 0.00154%) of the City's now $13.7 billion annual budget. Surely the City doesn't need that rent revenue.

Gharib should just get out of the business now and save himself the $750,000 required to replace the underground fuel storage tanks.

Residents in the surrounding neighborhoods — the Forest Hill Homeowners Association and the Midtown Terrace Homeowner Association (MTHOA) — have at least five other gas stations to choose from within a five-minute drive of the Twin Peaks Auto Care gas station and there are plenty of other gas stations throughout San Francisco they could use. As it is, these higher-income homeowners should be encouraged to switch to electric vehicles that they can well afford, and wouldn't need fossil-fuel guzzling vehicles and gas stations.

Supervisor Fewer is completely wrong that the gas station is "*such as small site*" for affordable housing, and that the parcel would sit empty for decades to come if Gharib's lease isn't extended. Phooey!

That land could easily accommodate housing within five- to seven-years if the City put its mind to fast-tracking affordable housing development on the site, which would be far preferable to handing Gharib a new 30-year lease.

Finally, the gas station is located on public land. But that public parcel is ***not*** Supervisor Yee's personal plaything simply because it's located in his District, it's public land that belongs to the *entire* City. Rather than "*going out to bat*" for a single business owner (Gharib) — and by extension, going out to bat for Midtown Terrace homeowners — Yee should be going to bat for the ***thousands*** of San Franciscans who desperately need affordable housing.

The public benefits of placing housing on this site exceeds the public benefit of protecting Gharib's so-called legacy business. As climate change (and our affordable housing crises) worsens, what will you tell your children and grandchildren? That you decided your own short-term legacies would be enhanced by preserving the legacy and environmental damage wrought by fossil fuels?

Do the right thing: Reject this lease extension!

Respectfully submitted,

Patrick Monette-Shaw
Columnist,
Westside Observer Newspaper

cc: Angela Calvillo, Clerk of the Board

From:	Board of Supervisors, (BOS)
To:	BOS-Supervisors
Cc:	Wong, Linda (BOS)
Subject:	FW: Twin Peaks Petroleum (File No. 200965)
Date:	Monday, October 5, 2020 9:43:00 AM

From: Kristin Tieche <ktieche@gmail.com>
Sent: Friday, October 2, 2020 5:46 PM
To: Board of Supervisors, (BOS) <board.of.supervisors@sfgov.org>
Cc: Fewer, Sandra (BOS) <sandra.fewer@sfgov.org>; Mandelman, Rafael (BOS) <rafael.mandelman@sfgov.org>; Yee, Norman (BOS) <norman.yee@sfgov.org>
Subject: Twin Peaks Petroleum

This message is from outside the City email system. Do not open links or attachments from untrusted sources.

Dear Supervisor Fewer and all SF Supervisors,

I'm writing to you as a District 1 resident to ask you to reject the lease renewal for Twin Peaks Petroleum.

Just 18 months ago this Board declared a climate emergency, saying the "climate crisis poses a serious and urgent threat to the well-being of San Francisco, its inhabitants, and its environment." In 2016 the Board passed a "Keep it in the Ground" ordinance. Yet the Board is considering giving a new 25-year lease to a fossil fuel business to operate on public land shared with a healthcare facility.

Additionally, thanks to the work of Supervisor Shamann Walton, the Board of Supervisors voted 10-1 to close the adjacent youth detention center by the end of 2021. That facility's proximity to Twin Peaks Petroleum and the lease's expiration provides us a unique opportunity to secure the site for transit-oriented social housing in a high-opportunity area for families that will remain a community asset for generations to come.

This publicly owned land is in a highly transit-accessible location, being directly adjacent to stops on the 44 (with connection to Glen Park BART) and 48 (connection to West Portal metro), in addition to being a short walk from the Forest Hill metro station. It is also in a neighborhood classified as High Resource according to the state's opportunity mapping, indicating positive outcomes for low-income residents.

In the face of global climate change, we must invest in the health and security of our neighborhoods. Now more than ever we need to put public land towards the benefit of our people while divesting from all fossil fuel investments.

We need to look at everything we do with our public resources to make sure we're fully reflecting the alarm voiced in the climate emergency. It's clear that hasn't

happened here and we call on the board to reject this lease extension. Please vote to oppose the lease extension and put this site on the City's priority list for social or otherwise affordable housing.

Thank you,
Kristin Tieche
94117

--
Kristin Tièche
Director, The Invisible Mammal
Learn more: http://www.theinvisiblemammal.com/

From:	Christopher Mika
To:	Haney, Matt (BOS)
Cc:	BOS-Supervisors; Board of Supervisors, (BOS)
Subject:	Reject the lease renewal for Twin Peaks Petroleum.
Date:	Monday, October 5, 2020 1:59:01 PM

This message is from outside the City email system. Do not open links or attachments from untrusted sources.

Dear Supervisor Haney

I'm writing to you as a District 6 resident to ask you to reject the lease renewal for Twin Peaks Petroleum.

Just 18 months ago this Board declared a climate emergency, saying the "climate crisis poses a serious and urgent threat to the well-being of San Francisco, its inhabitants, and its environment." In 2016 the Board passed a "Keep it in the Ground" ordinance. Yet the Board is considering giving a new 25-year lease to a fossil fuel business to operate on public land shared with a healthcare facility.

Additionally, thanks to the work of Supervisor Shamann Walton, the Board of Supervisors voted 10-1 to close the adjacent youth detention center by the end of 2021. That facility's proximity to Twin Peaks Petroleum and the lease's expiration provides us a unique opportunity to secure the site for transit-oriented social housing in a high-opportunity area for families that will remain a community asset for generations to come.

This publicly owned land is in a highly transit-accessible location, being directly adjacent to stops on the 44 (with connection to Glen Park BART) and 48 (connection to West Portal metro), in addition to being a short walk from the Forest Hill metro station. It is also in a neighborhood classified as High Resource according to the state's opportunity mapping, indicating positive outcomes for low-income residents.

In the face of global climate change, we must invest in the health and security of our neighborhoods. Now more than ever we need to put public land towards the benefit of our people while divesting from all fossil fuel investments.

We need to look at everything we do with our public resources to make sure we're fully reflecting the alarm voiced in the climate emergency. It's clear that hasn't happened here and we call on the board to reject this lease extension. Please vote to oppose the lease extension and put this site on the City's priority list for social or otherwise affordable housing.

Thank you,

Christopher Mika, SRO resident.

From: Christopher Mika
To: Haney, Matt (BOS)
Cc: BOS-Supervisors; Board of Supervisors, (BOS)
Subject: Reject the lease renewal for Twin Peaks Petroleum.
Date: Monday, October 5, 2020 1:59:04 PM

This message is from outside the City email system. Do not open links or attachments from untrusted sources.

Dear Supervisor Haney

I'm writing to you as a District 6 resident to ask you to reject the lease renewal for Twin Peaks Petroleum.

Just 18 months ago this Board declared a climate emergency, saying the "climate crisis poses a serious and urgent threat to the well-being of San Francisco, its inhabitants, and its environment." In 2016 the Board passed a "Keep it in the Ground" ordinance. Yet the Board is considering giving a new 25-year lease to a fossil fuel business to operate on public land shared with a healthcare facility.

Additionally, thanks to the work of Supervisor Shamann Walton, the Board of Supervisors voted 10-1 to close the adjacent youth detention center by the end of 2021. That facility's proximity to Twin Peaks Petroleum and the lease's expiration provides us a unique opportunity to secure the site for transit-oriented social housing in a high-opportunity area for families that will remain a community asset for generations to come.

This publicly owned land is in a highly transit-accessible location, being directly adjacent to stops on the 44 (with connection to Glen Park BART) and 48 (connection to West Portal metro), in addition to being a short walk from the Forest Hill metro station. It is also in a neighborhood classified as High Resource according to the state's opportunity mapping, indicating positive outcomes for low-income residents.

In the face of global climate change, we must invest in the health and security of our neighborhoods. Now more than ever we need to put public land towards the benefit of our people while divesting from all fossil fuel investments.

We need to look at everything we do with our public resources to make sure we're fully reflecting the alarm voiced in the climate emergency. It's clear that hasn't happened here and we call on the board to reject this lease extension. Please vote to oppose the lease extension and put this site on the City's priority list for social or otherwise affordable housing.

Thank you,

Christopher Mika, SRO resident.

From: Aida Rasmussen
To: BOS-Supervisors
Subject: Twin Peaks Petroleum
Date: Monday, October 5, 2020 2:44:31 PM

This message is from outside the City email system. Do not open links or attachments from untrusted sources.

Hello,

I live in Midtown Terrence and I frequently use Twin Peaks Petroleum. It is probably the gas station that I use the most. I will be very inconvenient to lose the gas station, as well as the Auto Care. Please I will like the lease extended so we can keep the local business.

Sincerely,
Aida Rasmussen
36 Dellbrook ave

--
Sent from Gmail Mobile

From: Nitin Mohan
To: BOS-Supervisors
Subject: Twin Peaks Auto
Date: Monday, October 5, 2020 2:47:27 PM

This message is from outside the City email system. Do not open links or attachments from untrusted sources.

Hello,

I live in Midtown Terrence and I frequently use Twin Peaks Petroleum. It is probably the gas station that I use the most. I will be very inconvenient to lose the gas station, as well as the Auto Care. Please I will like the lease extended so we can keep the local business.

Sincerely,
Nitin
36 Dellbrook ave

From: Elizabeth Mayer
To: BOS-Supervisors
Subject: Twin Peaks Petroleum
Date: Monday, October 5, 2020 2:58:48 PM

This message is from outside the City email system. Do not open links or attachments from untrusted sources.

Dear Supervisors,

I'm writing to ask you to vote in favor of extending the lease of Twin Peaks Petroleum for another 20 years which would be time that could allow this family-owned business to recoup the tremendous capital expenses of completing the required undergrounding of their fuel tanks by 2025.

We appreciate Twin Peaks Petroleum as a good community member and look forward to making it possible in this way for them to convert over time to alternative fuels which can be supported with the new infrastructure, including adding fast-charge stations for electric vehicles.

Please vote to save this forward-thinking neighborhood business!

Thanks,

Elizabeth A. Mayer, MD
President, Community Action to Rescue Edgehill (CARE)
eamayer2@gmail.com
415-516-0022

https://www.rescuethehill.org/

From: Brian McDermott
To: BOS-Supervisors
Subject: Twin Peaks Gas Station
Date: Monday, October 5, 2020 3:17:24 PM

This message is from outside the City email system. Do not open links or attachments from untrusted sources.

Dear Supervisors,

As a 25 year Midtown Terrace resident and homeowner, I ask the Board to extend a new long term lease to the Twin Peaks gas station, in order to ensure that this family owned legacy business can remain open, and continue to serve its many loyal customers from Midtown Terrace, as well as the surrounding neighborhoods of Diamond Heights, Miraloma Park, Forest Hill, and Forest Hill Extension, and the countless drivers who stop here daily from other parts of the city.

The owner is facing a mandated replacement of the fuel tanks, which will not be financially feasible if he can not recover the costs over time. Additionally, I understand that the owner is actively pursuing the installation of fast charge electric charging stations, as well as other alternative fuel options in order to meet the needs of our changing fuel options.

This is an important and necessary business that is an integral provider of fuel and vehicle repair services, in a city where these types of businesses are disappearing.

Please help your constituents by saving this business.

Thank you.

Brian McDermott
Midtown Terrace

Sent from my iPhone

From:	Board of Supervisors, (BOS)
To:	BOS-Supervisors
Cc:	BOS Legislation, (BOS)
Subject:	FW: TUESDAY"S MEETING - ITEM 39. - 200965 Real Property Lease - Twin Peaks Petroleum, Inc. - 598 Portola Drive
Date:	Monday, October 5, 2020 4:07:00 PM

From: ROGER DAWSON - CPOST <roger@cpost.com>
Sent: Monday, October 5, 2020 12:07 PM
To: Board of Supervisors, (BOS) <board.of.supervisors@sfgov.org>
Subject: TUESDAY'S MEETING - ITEM 39. - 200965 Real Property Lease - Twin Peaks Petroleum, Inc. - 598 Portola Drive

This message is from outside the City email system. Do not open links or attachments from untrusted sources.

Dear Members of the Board of Supervisors,

I was watching the TV news and saw this story about my favorite local service station/repair shop and was alarmed to see that there are people who are against approving an extension of the lease.

https://sanfrancisco.cbslocal.com/2020/10/03/san-francisco-twin-peaks-gasoline-station-lease-housing-debate/



So I'm compelled to give you all my 2 cents-worth on this matter that comes before you on Tuesday:

Referred Without Recommendation from the Budget and Finance Committee

Present: Supervisors Fewer, Walton, Mandelman

39. 200965 **[Real Property Lease - Twin Peaks Petroleum, Inc. - 598 Portola Drive - $200,200 Per Year Base Rent]**
Sponsor: Yee
Resolution authorizing the lease of real property located at 598 Portola Drive with Twin Peaks Petroleum, Inc., a California corporation, doing business as Twin Peaks Auto Care, successor-in-interest to Michael Gharib, for an initial 25-year term at a base rent of $200,200 per year with annual adjustments of three percent, with one five-year option to extend, to commence upon approval by the Board of Supervisors and Mayor, in their respective sole and absolute discretion. (Real Estate Department)

(Fiscal Impact)

Question: Shall this Resolution be ADOPTED?

All of us up here on Twin Peaks rely on this service station at least once a week and many more often than that. Every neighborhood in this City needs the proper infrastructure to provide for a good quality of life. Here at the top of the hill within a single block is a near perfect mix of services that are essential for daily life: the Twin Peaks Service Station, Tower Market, CVS pharmacy, coffee, a bank, a couple of restaurants, dentist, a gym, a place of worship, a dry cleaners and a physical therapist for us seniors with disabilities. In this amazingly compact business district, we could live

our entire lives without ever having to descend The Peak.

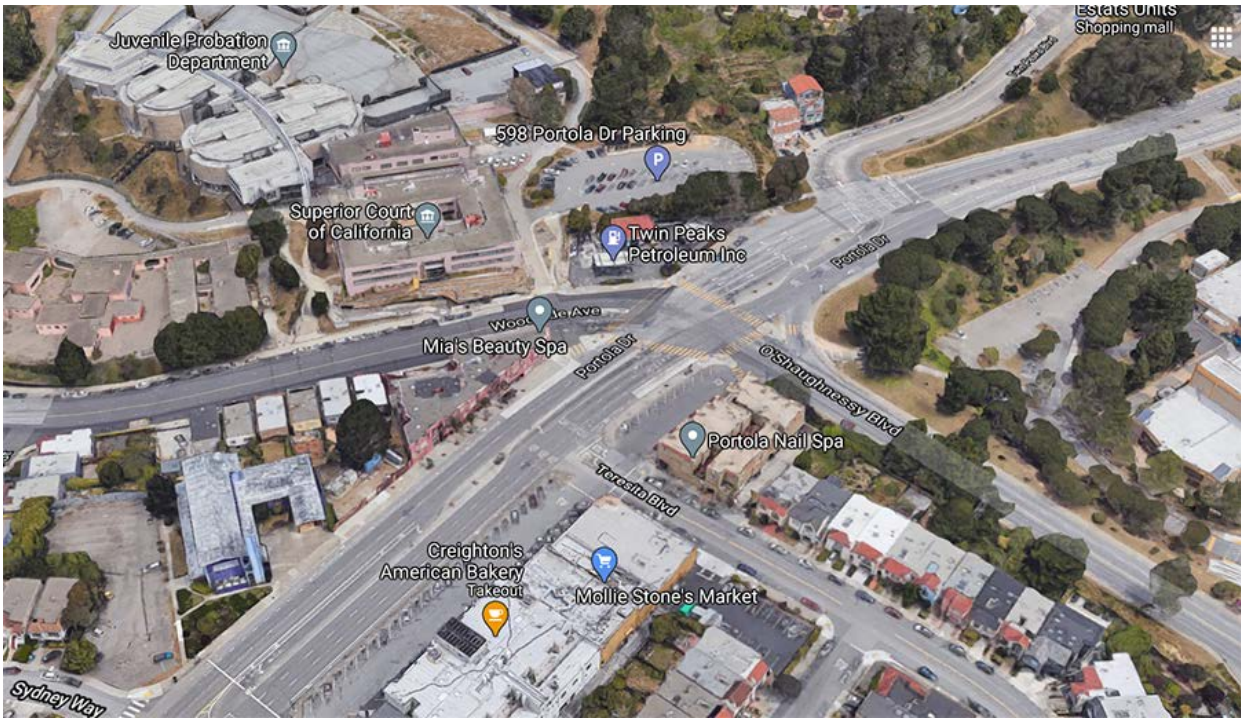

The Twin Peaks Service Station is a vital part of our community. It is a gas station, it's an automobile repair business and it's a miniature "7-Eleven" store.



On this premises resides the best automobile maintenance and repair shop I have ever found. It is a separate symbiotic business who's immigrant owners and crew are absolutely wonderful and amazingly talented people. Ronald, Ken and their crew have created a vital business here as is epitomized by their yelp and Google standings (few businesses in SF achieve such awesome ratings):

Twin Peaks Auto Care

Unclaimed

155 reviews Details

Auto Repair Edit

yelp

★ Write a Review | Add Photo | Share | Save

Photos and Videos





Liss T.
San Francisco, CA
43 friends
211 reviews
116 photos
Elite '2020

5/27/2020
1 check-in

The quarantinemobile ended up here today after a multihour adventure that included an AAA battery service truck that showed up with no replacement battery and another shop that quoted me $300, yes, $300 dollars "part only" for a battery for my nissan versa note. To which I could only answer "Are you on f^&#@$g drugs?" I know I'm a woman but, there's nooooooooo way I'd pay that for a battery for a Nissan Versa unless it happened to be made of gold. Gentle reader you may be asking "Liss you used to work at a truck depot in your misspent youth, why didn't you just change the battery yourself?" And the answer to that is, "I had no tools, bus service is reduced and there's no way I was walking back up any hills from autozone with battery in tow in 75 degree heat" The two mile walk to and from Twin peaks Auto was a much more reasonable prospect.

Anyway.

Enter this gentleman (abundant apologies for not catching your name). The part price was reasonable - on par with what AAA would have charged me if they had actually had my battery in stock and at $30 dollars for a few minutes work - incredibly fair on labor. You've officially earned a new customer for the duration of the time we live in the city. Thank youuuuuuuuu! Major props for being fair!!!!



Twin Peaks Auto Service

4.8 ★★★★★ (35)
Auto repair shop

Review summary

5 4 3 2 1

4.8
★★★★★
35 reviews

"Replaced my **fuel pump** quickly and for a good **price**."

"These **people** work together to solve any problems!!!"

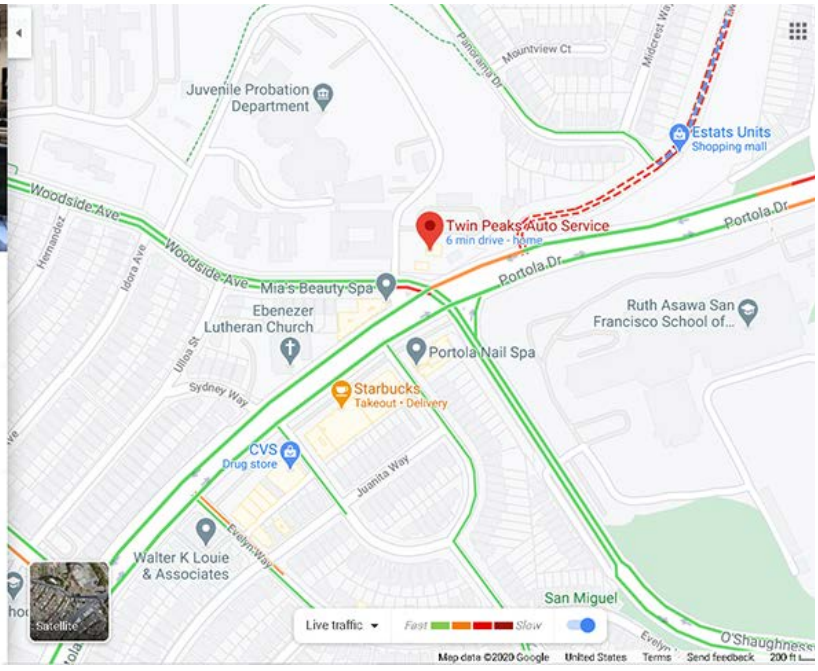





They have literally **saved my life** by pointing out my very old dry and cracked tires and warning me about the safety hazard, turns out they were 20 years old. Us Senior Citizens who can't bend down for a detailed look anymore rely on this kind of attention to detail to help us. The gas station part of this business is also top notch with brand new pumps that are always working and the whole place is immaculately clean.



I had the opportunity to talk with Michael Gharib on the telephone several months ago when he returned my call about an inconvenience. It was on a weekend and I had left a voicemail and he took the time to personally call me and explain the problem and provide a solution. He was a very nice man who I think really cares about his business and in our conversation I learned that he is an immigrant to our country who has achieved the

American dream. Thanks to Channel 5 I now know what he looks like, looks like a good person to me!

This property with its two businesses and numerous employees epitomizes the American dream. Who in their right mind would think of destroying that for the sake of more ill-thought-out and unnecessary development here in the City?

To those who say build more housing on this property, I say look around at the reality of this location: this is a business district, nobody wants to live on the corner of one of San Francisco's busiest intersections.

To those who say service stations will be unnecessary in a world of EV's, I say even all-electric cars require maintenance: tires, battery coolant systems, battery replacement, suspension systems, wheel bearings, brakes (they all got em'), air conditioning, and those high-voltage system components will break down over time - guaranteed. I know, I have a degree in Electrical Engineering from Cal Poly and 50 years of experience, now retired.

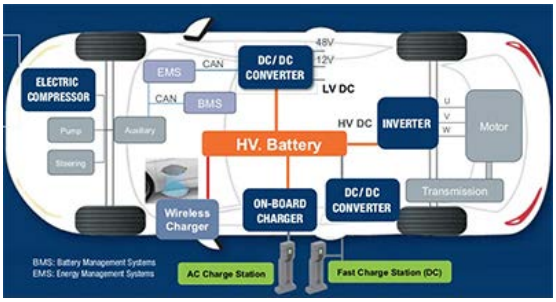

I also say look around at the reality of this neighborhood. My apartment building is 1/3 empty right now. Just down the street from the Twin Peaks Service Station there is another large apartment building that was nearly complete, but has remained unfinished and unoccupied for many, many years now. San Francisco is experiencing an exodus of people like it has never seen before. Part of the reason is that our beautiful City has been decaying from overcrowding, much of it instigated by greedy developers. Now that the party is over, we are left with an abundance of units, insanely rising crime rates and general decay in the quality of life here. Those of you on the Board of Supervisors really need to think about how the zeal to overcrowd this City has put it in the condition that it's in now. **More is not better.** As a lifelong amateur cultural anthropologist, it is my humble opinion that San Francisco reached the saturation point about two decades ago and it's been deteriorating exponentially since then. It's similar to global warming, you on the Board can correct it before we reach the point of no return.

San Francisco used to be beautiful everywhere (even the Tenderloin, remember the Black Hawk jazz club?) and I am old enough to remember when it was still charming, when you could go to a Giants game and sit next to Mayor Alioto, cheering Willie Mays on to another home run.

There is plenty of available housing that will become more affordable as market rates drop given all the developing surplus. Additionally, you on the Board could help this along by perhaps enacting some new kind of rent control on these vacancies that would compel them to be affordable to low income residents. This could have an immediate benefit as opposed to waiting years for more buildings to be built, more construction equipment spewing pollution into the air and more global warming... all to end up with partially filled buildings at best.

What an awful tragedy it would be if those of you on the Board of Supervisors were to destroy two businesses here on Twin Peaks, both of them run by incredibly hard working immigrants who have achieved success and contribute to a great quality of life for about 2000 (or more) of us residents here on the hill.

Sincerely,

Roger Dawson
801 Corbett, # 15
San Francisco, CA 94131

Cell: (650) 218-5431

This email has been checked for viruses by AVG antivirus software.
www.avg.com

From:	Shuttleworth Associates
To:	BOS-Supervisors; BOS-Legislative Aides
Cc:	Natalie personal email
Subject:	Please vote in favor of renewing the Twin Peaks Petroleum lease
Date:	Monday, October 5, 2020 4:37:33 PM

This message is from outside the City email system. Do not open links or attachments from untrusted sources.

Dear Sir/Madam:

Tomorrow, Tuesday, October 6 the San Francisco Board of Supervisors (BOS) will be voting on extending the lease of Twin Peaks Petroleum. If the lease is not extended for 25 years with an option for a five year extension, the gas station will probably close by 2025.

I ask you to please vote IN FAVOR of renewing their longterm lease (See below **Item 39. 200965)**

The City is also asking this gas station to replace its gas tanks. Such replacement is estimated to cost at least $800,0000 and Mike Gharib—the owner—will have no way to amortize the costs of replacing the tanks *without a long lease*.

I am a nearby resident homeowner (since 1977) and HOA Board Member in Midtown Terrace, walking distance from the Twin Peaks gas & service station at the corner of Portola Drive and Woodside.

I am 75 this month, single, and drive a Prius (2006 model). I cannot rely solely on public transporation for my life needs - as is true for many older and notably women citizens.
I DO take BART and MUNI whenever feasible and possible. I cannot ride a bicycle (from the hill on which I live) to get groceries and many other necessary errands.

This gas station is an important service to our neighborhood and several surrounding ones. I have friends in Noe Valley, St. Francis Wood, Glen Park and West Portal who also value and come to use this station. The owner is our neighbor. If it closes, there is no good alternative for many of us, nearby, notably not as cost-effective either nor as eager to transition to "green energy" quickly.

We have 820 homes in just the Midtown Terrace neighborhood. From an environmental perspective (and I am very "green" environmentally oriented!), it would be bad to send us longer distances to get gas or tire service.

I note the following about this business:

- Twin Peaks Auto Care is a registered Legacy Business and is family-owned. They are part of our local community - it would be a huge loss if they were forced to close.

- The long-term lease is necessary to help the small business owner recoup the huge capital costs needed to replace the underground tanks by 2025 as mandated by state law. These tanks do not have to hold fossil fuels. Twin Peaks Auto Care is dedicated to helping us get to zero emissions. The infrastructure can be converted to support biodiesel, hydrogen, or other alternative fuels or batteries. *The owner is already in talks with operators to install fast-charging stations for electric vehicles.* San Francisco can be a leader in transitioning traditional gas stations into green fueling stations of the future. WE NEED ONE IN THIS LOCATION.

- My partner (frequent visitor) drives a plugin hybrid EV - and hopes this station will install EV charging stations soon. The only one now is near 24th St in Noe Valley), in a Walgreen's parking lot with limited access.

Please save Twin Peaks Auto Care and help them transition to green energy and continue to support our large extended neighborhood!

Respectfully,

Natalie Shuttleworth
Midtown Terrace Home Owners Association Board Member
Tel: 415-647-1894 (SF Office)

==========

Item 39. 200965 [Real Property Lease - Twin Peaks Petroleum, Inc. - 598 Portola Drive - $200,200 Per Year Base Rent] Sponsor: Yee
Resolution authorizing the lease of real property located at 598 Portola Drive with Twin Peaks Petroleum, Inc., a California corporation, doing business as Twin Peaks Auto Care, successor-in-interest to Michael Gharib, for an initial 25-year term at a base rent of $200,200 per year with annual adjustments of three percent, with one five-year option to extend, to commence upon approval by the Board of Supervisors and

Mayor, in their respective sole and absolute discretion. (Real Estate Department) (Fiscal Impact) Question: Shall this Resolution be ADOPTED?

From: Jean Perata
To: BOS-Supervisors
Subject: Twin Peaks Gas Station
Date: Monday, October 5, 2020 4:49:48 PM

This message is from outside the City email system. Do not open links or attachments from untrusted sources.

Hello --

I urge the Board of Supervisors to renew the lease of Twin Peaks Petroleum. The gas station is the most convenient one to people in Miraloma Park, Twin Peaks, West Portal and many neighboring neighborhoods. It's a registered Legacy Business and is family-owned. Loss of the business would harm this part of West of Twin Peaks.

The long-term lease is necessary to help Mike Gharib, the owner, recoup the huge capital costs needed to replace the underground tanks by 2025, which is mandated by State law. Twin Peaks Auto Care is committed to helping us achieve zero emissions, by bringing in biodiesel, hydrogen or other non-fossil fuels. Mike already is in talks to install a fast-charging station for electric vehicles.

Please save this small business!

Best regards,
Jean Perata
1 Los Palmos Drive

From:	Dale Milfay
To:	BOS-Supervisors; Mandelman, Rafael (BOS)
Cc:	BOS-Legislative Aides
Subject:	please vote to keep Twin Peaks Gas station
Date:	Monday, October 5, 2020 7:25:56 PM

This message is from outside the City email system. Do not open links or attachments from untrusted sources.

To members of the board of supervisors

I live on the 500 block of Duncan Street, an area with very poor access to public transit if I want to go grocery shopping. I have been going to the Twin Peaks gas station since I moved here in l974, for both gas and repairs to my car. Please renew the lease of this well run small business. Until San Francisco has a public transit system equivalent to Germany at age 74 I am dependent on my car. And until the US invests in enough charging stations all over the nation people like me will be dependent on gas powered cars. I cannot afford a new car and I certainly cannot afford to use Uber or Lyft.

I worked at UCSF Parnassus campus for my entire career. To get there by bus takes almost an hour, even though it is only 2.5 miles from my house.

Thank you
Dale Milfay

From: Rame Hemstreet
To: BOS-Legislative Aides; BOS-Supervisors
Subject: Save a Legacy Business - Twin Peaks Auto Care
Date: Monday, October 5, 2020 10:18:50 PM

This message is from outside the City email system. Do not open links or attachments from untrusted sources.

- Twin Peaks Auto Care is a registered Legacy Business and is family-owned. They are part of our local community and it would be a huge loss if they were forced to close.
- The long-term lease is necessary to help the small business owner recoup the huge capital costs needed to replace the underground tanks by 2025 as mandated by state law. These tanks do not have to hold fossil fuels. Twin Peaks Auto Care is dedicated to helping us get to zero emissions. The infrastructure can be converted to support biodiesel, hydrogen, or other alternative fuels. The owner is already in talks with operators to install fast-charging stations for electric vehicles. San Francisco can be a leader in transitioning traditional gas stations into green fueling stations of the future.
- Please save Twin Peaks Auto Care and help them transition to green energy!

From:	Stephen Martin-Pinto
To:	BOS-Legislative Aides; BOS-Supervisors; Stephen Martin-Pinto
Subject:	Keep Twin Peaks Gas Station Open
Date:	Tuesday, October 6, 2020 12:01:15 PM

This message is from outside the City email system. Do not open links or attachments from untrusted sources.

Board of Supervisors

Please Keep the Twin Peaks Gas Station open. It provides a valuable service to the neighborhood. I have several family members, including myself, who use it frequently, as it has some of the cheapest gas in the city, and used to have (it might still) have discount days for seniors. I understand our desire to move away from fossil fuels, however, until our infrastructure becomes based on renewable sources of energy, the demand for gas will still be there, and many working class people and seniors still need cars to move around. To close it would disproportionately affect those individuals.

Thank you

--
Stephen Martin-Pinto
Secretary
West of Twin Peaks Central Council
760-271-1877

From:	Board of Supervisors, (BOS)
To:	BOS-Supervisors
Cc:	Wong, Linda (BOS)
Subject:	FW: Twin Peaks Petroleum is the problem, not the solution
Date:	Tuesday, October 6, 2020 1:36:00 PM

From: Michael Smith <msmithtransit@gmail.com>
Sent: Monday, October 5, 2020 4:48 PM
To: Board of Supervisors, (BOS) <board.of.supervisors@sfgov.org>
Subject: Twin Peaks Petroleum is the problem, not the solution

This message is from outside the City email system. Do not open links or attachments from untrusted sources.

Board of Supervisors,

Re: Opposing the 25-year lease extension of City-owned land to Twin Peaks Petroleum

The voters approved Prop K in 2015 to direct the City to use land for permanently affordable housing. Perpetuating the gas station by Twin Peaks goes against the will of the voters. It also goes against reason. We are suffering through a climate crises, and gasoline powered transportation is the worst offender. We need to create more housing in order to minimize driving. And a gas station in 25 years will be a relic.

I urge you to vote for housing, which means not extending the lease of the Twin Peaks gas station.

Michael Smith

From:	Board of Supervisors, (BOS)
To:	BOS-Supervisors
Cc:	Wong, Linda (BOS)
Subject:	FW: In Favor of October 6 2020 BoS Agenda Item 39. 200965 [Real Property Lease - Twin Peaks Petroleum, Inc. - 598 Portola Drive]
Date:	Tuesday, October 6, 2020 1:36:00 PM

From: Karen Wood <karenmillerwood@gmail.com>
Sent: Monday, October 5, 2020 8:44 PM
To: Yee, Norman (BOS) <norman.yee@sfgov.org>; Board of Supervisors, (BOS) <board.of.supervisors@sfgov.org>
Cc: BOS-Legislative Aides <bos-legislative_aides@sfgov.org>
Subject: In Favor of October 6 2020 BoS Agenda Item 39. 200965 [Real Property Lease - Twin Peaks Petroleum, Inc. - 598 Portola Drive]

This message is from outside the City email system. Do not open links or attachments from untrusted sources.

Item 39. 200965 [Real Property Lease - Twin Peaks Petroleum, Inc. - 598 Portola Drive - $200,200 Per Year Base Rent]. Resolution authorizing the lease of real property located at 598 Portola Drive.

Dear President Yee and Hon. Members,

I urge you to approve the above Resolution authorizing renewal of Twin Peaks Auto Care lease. Many Miraloma Park and other local residents, including seniors, depend upon this business for auto care. In addition to being a registered Legacy Business and family-owned, Twin Peaks Auto Care (TPAC) is integral to our community, and its forced closure would be a major and disruptive loss to our residents.

A long-term lease is necessary to enable the owner, Mike Gharib, to absorb the capital costs of replacing the underground tanks by 2025 as mandated by State law. The tanks and other infrastructure can be repurposed to accommodate biodiesel, hydrogen, or other alternative fuels, and in this way, TPAC will help to advance the City's—and State's--goal to achieve zero emissions. Mr. Gharib is already negotiating with operators to install fast-charging stations for electric vehicles.

San Francisco can be a leader in transitioning traditional gas stations into green fueling stations of the future. Please help this valued local business, to transition to green energy and advance the City's—and State's--goal to achieve zero emissions

Sincerely,

Karen Wood
Miraloma Park
District 7

From: Katherine Clements
To: BOS-Supervisors
Subject: Twin Peaks gas station
Date: Tuesday, October 6, 2020 5:27:16 PM

This message is from outside the City email system. Do not open links or attachments from untrusted sources.

So many of our gas stations in District 7 are gone!

Please support **Item 39. 200965 [Real Property Lease - Twin Peaks Petroleum, Inc. - 598 Portola Drive - $200,200 Per Year Base Rent]**

Katherine Clements
District 7 voter

From:	Board of Supervisors, (BOS)
To:	BOS-Supervisors
Cc:	Wong, Linda (BOS)
Subject:	FW: File # 200965, Twin Peaks Petroleum, Inc.
Date:	Friday, October 9, 2020 9:46:00 AM
Attachments:	Neighborhood Business Alliance - Item 200965.pdf AAGA Letter - File 200965.pdf

---

From: Miriam Zouzounis <miriam@neighborhoodbusiness.org>
Sent: Thursday, October 8, 2020 4:25 PM
To: Board of Supervisors, (BOS) <board.of.supervisors@sfgov.org>
Cc: Fewer, Sandra (BOS) <sandra.fewer@sfgov.org>; Walton, Shamann (BOS) <shamann.walton@sfgov.org>; MandelmanStaff, [BOS] <mandelmanstaff@sfgov.org>; Mandelman, Rafael (BOS) <rafael.mandelman@sfgov.org>
Subject: File # 200965, Twin Peaks Petroleum, Inc.

This message is from outside the City email system. Do not open links or attachments from untrusted sources.

Please see attached public written comment on File #200965

Thank you

ATTN: Budget and Finance Committee

Subject: File # 200965, Twin Peaks Petroleum, Inc.

Honorable Committee Members,

The Neighborhood Business Alliance is a membership-based 501c6 trade association founded by retailers in the Arab, Asian and Black communities in the Bay Area. We also serve as a technical support and advocacy organization for disproportionately impacted business communities and bring them to the table around local economic policies and beyond. As the small business crisis in San Francisco came to a head, ethnic trade associations, family businesses, and workers joined forces to create a single voice on economic, cultural, and political issues affecting them the most. Although officially formed in 2019, the Neighborhood Business Alliance inherited membership from the Arab American Grocers Association which was born out of the California Farmworker and Produce strike of 1973 in which small grocers held the picket line in solidarity. Today, we represent over 1000 businesses across the State and support grassroot trade associations nationally in community-based solutions facing our neighborhood businesses and the communities around them.

Our members are anchor businesses in their respective neighborhoods, and our aim is to skill-share between businesses to help bring those that are harder-to-reach, into the fold as it pertains to food access and equitable development practices. We are writing in support of Twin Peaks Auto Care, and the renewal of their lease. We are very concerned with the apparent scapegoating of this community serving business as an obstacle to climate change, and encourage the Board to make decisions around City leases and prospective developments, that takes into account the retention of long-standing, essential businesses like Twin Peaks Auto Care. The focus on the individual, the singular business, and the intended headline of “No public leases to Big Oil” further shows that the Board is more interested in a representational show of combatting climate change as opposed to the larger systematic and scaled approaches that yield greater impact. Convenience stores, corner stores, and gas stations serving as essential-businesses have been under constant attack from the City and County of San Francisco during the course of the pandemic, with targeted curfews like the 6th Supplemental Health Order, that have forced shut downs of our businesses with police force and no prior notice. Our businesses are on the front lines serving essential customer needs daily, yet our elected leaders have shown a constant disregard for this labor and the role we play in the reproduction of a healthy, functioning society and economy. We hope that this business will be supported in a compromise that will work for the neighborhood that they serve.

Thank you.

Neighborhood Business Alliance Executive Board

ATTN: Budget and Finance Committee

Subject: File # 200965, Twin Peaks Petroleum, Inc.

Honorable Members of the Board,

The Arab American Grocers Association represents over 400 small family owned retailers in San Francisco. Policies taken by the City and County of San Francisco have created an uphill battle for our small businesses to stay open, facing increased fees, taxes, reduction of inventory and pressures due to rising rents. We cannot compete with formula retailers that can buy in bulk and cumulatively. We are the last frontier of businesses that serve the community directly and are accessible spaces for everyone.

We are writing this letter in support of the Gharib family and their business Twin Peaks Auto Care. The overt tone of the BOS vote and subsequent media around this lease renewal have proven once again, small, immigrant-owned businesses who hold regulatory licenses are dehumanized and treated as threats to the community rather than the community-serving businesses they are. We are appalled by the lack of meaningful solutions presented to the business from the beginning, and hope that any current recommendations for incorporating alternative fuel models, etc. are in good faith and the business continues to have a seat at the table. The business has made considerable investments and tenant improvements and is committed to working with the City on improved compliance measures. This business is an independent, minority-owned and official Legacy Business with good standing in a program authorized by the voters of San Francisco. This should not be diluted into the “with us or against us affordable housing” arguments we see too often in the Bay Area, as small businesses are some of the largest proponents of new and mixed-income and affordable housing that bring more foot traffic to our corridors. However, given a large portion of our independent family-owned and legacy businesses are in single story sites, they are prone to eviction, and frequent targets of developers and City programs that incentivize development on “soft-sites”. We urge the Board of Supervisors to find collaborative solutions to increasing the housing stock in our City that allows for community-serving businesses to retain a brick and mortar presence in our City and in commercial leases.

Thank You.

Best,

Arab American Grocer Association (AAGA) Executive Board

From:	Board of Supervisors, (BOS)
To:	BOS-Supervisors
Cc:	Wong, Linda (BOS)
Subject:	FW: File #200965, Twin Peaks Petroleum, Inc.
Date:	Thursday, October 15, 2020 10:51:00 AM
Attachments:	CHC Support of Twin Peaks Lease Renewal_(21691183_1).pdf

From: Setoudeh, Gianna C. <gsetoudeh@bhfs.com>
Sent: Monday, October 5, 2020 3:19 PM
To: Board of Supervisors, (BOS) <board.of.supervisors@sfgov.org>
Cc: Cooke, Teresa A. <tcooke@bhfs.com>
Subject: File #200965, Twin Peaks Petroleum, Inc.

This message is from outside the City email system. Do not open links or attachments from untrusted sources.

Please find the attached letter on behalf of the California Hydrogen Coalition.

Thank you,

Gianna C. Setoudeh
Policy Advisor
Brownstein Hyatt Farber Schreck, LLP
1415 L Street, Suite 800
Sacramento, CA 95814
916.594.9719 tel
gsetoudeh@bhfs.com

STATEMENT OF CONFIDENTIALITY & DISCLAIMER: The information contained in this email message is attorney privileged and confidential, intended only for the use of the individual or entity named above. If the reader of this message is not the intended recipient, you are hereby notified that any dissemination, distribution or copy of this email is strictly prohibited. If you have received this email in error, please notify us immediately by calling (303) 223-1300 and delete the message. Thank you.

October 5, 2020

Board of Supervisors
1 Dr. Carlton B. Goodlett Place
City Hall, Room 244
San Francisco, CA 94201-4689

RE: File # 200965, Twin Peaks Petroleum, Inc.

Honorable Board of Supervisors:

The California Hydrogen Coalition (CHC) writes to express support for the role that fueling stations play in the transition to zero emission vehicles in California.

The mission of CHC is to enable California's transition to zero emission vehicles by expanding the availability of reliable, convenient and affordable hydrogen fueling to support the state's emission reduction goals.

As you are well aware, California has significant climate related goals, including goals to deploy five million zero emission vehicles by 2030, to increase zero emission vehicle infrastructure deployment, including the installment of 200 hydrogen-fueling stations by 2025, and most recently to end the sale of new gas powered vehicles by 2035. CHC is committed to being an active participant in the reaching the state's goals.

That said, CHC strongly believes that supporting the development of hydrogen fueling stations, often minority owned, in turn supports the transition to an electric vehicle future and provides reliability to Californians throughout the state that might not otherwise have access to clean vehicle technologies.

As alluded to earlier, in California's transition to a clean energy future, it is important that we support stations that have the capacity an willingness to make the transition to cleaner fueling options, such as hydrogen fuel, so that we can provide greater access to Californians and support clean technology markets.

If the Board of Supervisors would like to use CHC as a resource, please do not hesitate to contact us.

Sincerely,

Teresa Cooke
Executive Director, California Hydrogen Coalition

From:	Board of Supervisors, (BOS)
To:	BOS-Supervisors
Cc:	Wong, Linda (BOS)
Subject:	FW: Gas station on Portola
Date:	Thursday, October 15, 2020 2:47:00 PM

From: Leslie French <les9193@gmail.com>
Sent: Monday, October 5, 2020 8:58 PM
To: BOS-Legislative Aides <bos-legislative_aides@sfgov.org>
Subject: Gas station on Portola

This message is from outside the City email system. Do not open links or attachments from untrusted sources.

Hi,

I just found out about the possible closure of the gas station on Portola/Woodside over a lease dispute. PLEASE!!! Don't shut down my gas station! They are hard enough to find, but this one also sells propane, and the location can't possibly be well suited--or the tainted land--for anything else. It is extremely convenient to the neighborhoods, however.. I don't understand why the City is so intent on picking on every small business, when small business has a hard enough time! And--they take care of us citizens!

Please, common sense! Save this station.

Leslie French
1420 Monterey Blvd.

From:	Board of Supervisors, (BOS)
To:	BOS-Supervisors
Cc:	Wong, Linda (BOS)
Subject:	FW: Gas station on Portola
Date:	Thursday, October 15, 2020 2:47:00 PM

From: Leslie French <les9193@gmail.com>
Sent: Monday, October 5, 2020 8:54 PM
To: BOS-Legislative Aides <bos-legislative_aides@sfgov.org>
Subject: Gas station on Portola

This message is from outside the City email system. Do not open links or attachments from untrusted sources.

Hi,

I just found out about the possible closure of the gas station on Portola /Woodside due to the owner wanting a longer lease. PLEASE!! Don't shut down my gas station! First, gas stations are becoming difficult to find, and one that sells propane tanks to boot! Why is the City so intent on shutting out small business owners everywhere AND ruining the quality of life for the citizens?!

Common sense please! Extend the lease if that is what is needed.

Thank you,
Leslie French
1420 Monterey Blvd

From:	Board of Supervisors, (BOS)
To:	BOS-Supervisors
Cc:	Wong, Linda (BOS)
Subject:	FW: In Favor of October 6 2020 BoS Agenda Item 39. 200965 [Real Property Lease - Twin Peaks Petroleum, Inc. - 598 Portola Drive]
Date:	Thursday, October 15, 2020 2:48:00 PM

From: Karen Wood <karenmillerwood@gmail.com>
Sent: Monday, October 5, 2020 8:44 PM
To: Yee, Norman (BOS) <norman.yee@sfgov.org>; Board of Supervisors, (BOS) <board.of.supervisors@sfgov.org>
Cc: BOS-Legislative Aides <bos-legislative_aides@sfgov.org>
Subject: In Favor of October 6 2020 BoS Agenda Item 39. 200965 [Real Property Lease - Twin Peaks Petroleum, Inc. - 598 Portola Drive]

This message is from outside the City email system. Do not open links or attachments from untrusted sources.

Item 39. 200965 [Real Property Lease - Twin Peaks Petroleum, Inc. - 598 Portola Drive - $200,200 Per Year Base Rent]. Resolution authorizing the lease of real property located at 598 Portola Drive.

Dear President Yee and Hon. Members,

I urge you to approve the above Resolution authorizing renewal of Twin Peaks Auto Care lease. Many Miraloma Park and other local residents, including seniors, depend upon this business for auto care. In addition to being a registered Legacy Business and family-owned, Twin Peaks Auto Care (TPAC) is integral to our community, and its forced closure would be a major and disruptive loss to our residents.

A long-term lease is necessary to enable the owner, Mike Gharib, to absorb the capital costs of replacing the underground tanks by 2025 as mandated by State law. The tanks and other infrastructure can be repurposed to accommodate biodiesel, hydrogen, or other alternative fuels, and in this way, TPAC will help to advance the City's—and State's--goal to achieve zero emissions. Mr. Gharib is already negotiating with operators to install fast-charging stations for electric vehicles.

San Francisco can be a leader in transitioning traditional gas stations into green fueling stations of the future. Please help this valued local business, to transition to green energy and advance the City's—and State's--goal to achieve zero emissions

Sincerely,

Karen Wood
Miraloma Park
District 7

From:	Board of Supervisors, (BOS)
To:	BOS-Supervisors
Cc:	Wong, Linda (BOS)
Subject:	FW: Twin Peaks Gas Station Lease
Date:	Thursday, October 15, 2020 2:48:00 PM

-----Original Message-----
From: Brian McDermott <brianjmcdermott@yahoo.com>
Sent: Monday, October 5, 2020 7:10 PM
To: BOS-Legislative Aides <bos-legislative_aides@sfgov.org>
Subject: Twin Peaks Gas Station Lease

This message is from outside the City email system. Do not open links or attachments from untrusted sources.

Dear Supervisors,

As a 25 year Midtown Terrace resident and homeowner, I ask the Board to extend a new long term lease to the Twin Peaks gas station, in order to ensure that this family owned legacy business can remain open, and continue to serve its many loyal customers from Midtown Terrace, as well as the surrounding neighborhoods of Diamond Heights, Miraloma Park, Forest Hill, and Forest Hill Extension, and the countless drivers who stop here daily from other parts of the city.

The owner is facing a mandated replacement of the fuel tanks, which will not be financially feasible if he can not recover the costs over time. Additionally, I understand that the owner is actively pursuing the installation of fast charge electric charging stations, as well as other alternative fuel options in order to meet the needs of our changing fuel needs.

This is an important and necessary business that is an integral provider of fuel and vehicle repair services, in a city where these types of businesses are disappearing.

Please help your constituents by saving this business.

Thank you.

Brian McDermott
Midtown Terrace

Sent from my iPhone
Sent from my iPhone

From: aeboken
To: BOS-Supervisors; BOS-Legislative Aides
Subject: SUPPORTING Rules Committee Agenda Item #4 Urging to Declare June 19 to be Observed as Juneteenth File #200679
Date: Saturday, October 3, 2020 6:08:20 PM

This message is from outside the City email system. Do not open links or attachments from untrusted sources.

TO: Board of Supervisors members

I am supporting that Juneteenth be celebrated as a local and federal holiday.

Eileen Boken
Coalition for San Francisco Neighborhoods*

* For identification purposes only.

Sent from my Verizon, Samsung Galaxy smartphone

From:	aeboken
To:	BOS-Supervisors; BOS-Legislative Aides
Subject:	SUPPORTING Public Safety and Neighborhood Services Committee Agenda Item #3 Police Code - Third-Party Food Delivery Services File #200398
Date:	Saturday, October 3, 2020 6:21:44 PM

This message is from outside the City email system. Do not open links or attachments from untrusted sources.

TO: Board of Supervisors members

I am in support of amending the Polce Code to regulate third-party food delivery services.

Restaurants are already facing enough challenges.

Eileen Boken
Coalition for San Francisco Neighborhoods*

* For identification purposes only.

Sent from my Verizon, Samsung Galaxy smartphone

From:	aeboken
To:	BOS-Supervisors; BOS-Legislative Aides
Subject:	CONCURRING WITH BOS Agenda Item #68 Supporting Small Businesses Success with Shared Spaces File #201140
Date:	Saturday, October 3, 2020 7:06:23 PM

This message is from outside the City email system. Do not open links or attachments from untrusted sources.

TO: Board of Supervisors members

I am concurring with the Board of Supervisors legislation to support small business success with shared spaces.

Eileen Boken
Coalition for San Francisco Neighborhoods*

* For identification purposes only.

Sent from my Verizon, Samsung Galaxy smartphone

From:	aeboken
To:	BOS-Supervisors; BOS-Legislative Aides
Subject:	CONCURRING WITH BOS Agenda Item #66 Supporting California State Proposition 16 - Opportunities for All November 3, 2020 Ballot File #201136
Date:	Saturday, October 3, 2020 7:06:23 PM

This message is from outside the City email system. Do not open links or attachments from untrusted sources.

TO: Board of Supervisors members

I am concurring with the Board of Supervisors resolution to support California State Proposition 16 Opportunities for All officially listed as Allows Diversity as a Factor in Public Employment, Education and Contracting Decisions.

Eileen Boken
Coalition for San Francisco Neighborhoods*

* For identification purposes only.

Sent from my Verizon, Samsung Galaxy smartphone

From:	aeboken
To:	BOS-Supervisors; BOS-Legislative Aides; Jalipa, Brent (BOS); Lew, Lisa (BOS); Wong, Jocelyn (BOS)
Subject:	SUPPORTING BOS Agenda Items # 47 and #51 for file #200994 and #200998
Date:	Friday, October 2, 2020 3:16:39 PM

This message is from outside the City email system. Do not open links or attachments from untrusted sources.

TO: Board of Supervisors members

cc: Clerk of the Board

FROM: Sunset-Parkside Education and Action Committee (SPEAK)

Eileen Boken, President

SPEAK is strongly SUPPORTING the appeal to the Board of Supervisors by the St Ignatius Neighborhood Association (SINA) regarding the installation of stadium lighting for the football field at St Ignatius Prep.

SPEAK is strongly SUPPORTING Item #47 Conditionally Reversing the Exemption Determination - 2001 - 37th Avenue (File # 200994).

SPEAK is also strongly SUPPORTING Item #51 Conditionally Disapproving Conditional Use Authorization - 2001 - 37th Avenue (File #200998).

The project would create significant impacts for nighttime noise, nighttime light, traffic, parking and Vehicle Miles Traveled (VMT).

For these reasons and the many other reasons stated by the appellants, Sunset-Parkside Education and Action Committee is strongly supporting the appeals by the St Ignatius Neighborhood Association.

Sent from my Verizon, Samsung Galaxy smartphone

From:	pmonette-shaw
To:	Yee, Norman (BOS); Fewer, Sandra (BOS); Stefani, Catherine (BOS); Peskin, Aaron (BOS); Mar, Gordon (BOS); Preston, Dean (BOS); Haney, Matt (BOS); Mandelman, Rafael (BOS); Ronen, Hillary; Walton, Shamann (BOS); Safai, Ahsha (BOS)
Cc:	Elsbernd, Sean (MYR); Calvillo, Angela (BOS); Yu, Angelina (BOS); Fregosi, Ian (BOS); Boilard, Chelsea (BOS); Herzstein, Daniel (BOS); Bennett, Samuel (BOS); Mullan, Andrew (BOS); Falzon, Frankie (BOS); Angulo, Sunny (BOS); Hepner, Lee (BOS); Yan, Calvin (BOS); Souza, Sarah (BOS); Quan, Daisy (BOS); Wong, Alan (BOS); Wright, Edward (BOS); RivamonteMesa, Abigail (BOS); Mcdonald, Courtney (BOS); Mahogany, Honey (BOS); Zou, Han (BOS); Low, Jen (BOS); Maybaum, Erica (BOS); Vejby, Caitlin (BOS); Smeallie, Kyle (BOS); Temprano, Tom (BOS); Mundy, Erin (BOS); Adkins, Joe (BOS); Goossen, Carolyn (PDR); Monge, Paul (BOS); Beinart, Amy (BOS); Li-D9, Jennifer (BOS); Burch, Percy (BOS); Gallardo, Tracy (BOS); Gee, Natalie (BOS); Evans, Abe (BOS); Sandoval, Suhagey (BOS); Ho, Tim (BOS); Chinchilla, Monica (BOS); Smeallie, Kyle (BOS); Kilgore, Preston (BOS); Yu, Avery (BOS)
Subject:	(Supervisor Yee and Joe Bravo Ignore the Ostrich) — My New Article: "Laguna Honda Hospital: Inappropriate Site for Senior Housing ... Isolating Seniors Is Inhumane"
Date:	Thursday, October 8, 2020 9:54:00 PM
Attachments:	Laguna_Honda_Inapproriate_Site_for_Senior_Housing_20-10-07.pdf

This message is from outside the City email system. Do not open links or attachments from untrusted sources.

My new article ("***Laguna Honda Hospital: Inappropriate Site for Housing — Isolating Seniors Is Inhumane***") is now available on my web site at www.stopLHHdownsize.com and is "in-press" at the *Westside Observer* newspaper web site. A printer-friendly PDF file is attached.



Ostrich's 20–20 Vision? Even a myopic ostrich searching for a sand dune on Laguna Honda Hospital's campus to bury its head in can see the site is an inappropriate location for senior housing. Why can't Supervisor Norman Yee and his legislative aides see that?

On February 8, 2020 Midtown Terrace homeowners Timothy and Anne Poirier — who live near Laguna Honda Hospital's campus — wrote to Mayor Breed and Supervisor Yee, saying "*neighbors surrounding the proposed site have not received any formal notification of the*

proposed plans." Yee's housing proposal has languished for over four years since 2016, but the Poirier's were clearly frustrated they've received no notice about the project.

The Poirier's were also concerned about the size of the project, writing the "*… proposed 250 apartments is an enormous project totally out of scale with the surrounding neighborhoods*."

Now eight months after writing to Breed and Yee the Poirier's have probably still not received any notice and may be unaware the "*massive*" 250-unit project has mushroomed to 375 units.

Yee pitched a proposal to the Mayor's Office of Housing and Community Development (MOHCD) in March 2018 to build 160 units of senior housing on Laguna Honda Hospital's (LHH's) campus. MOHCD promptly shot down Yee's proposal, saying LHH's campus "*wasn't big enough*" for 160 units.

Like a dog with a bone — or an ostrich in search of a sand dune — Yee pressed ahead, pushing his housing proposal. News quietly surfaced on July 7 that Mercy Housing California has been chosen as the developer for the LHH housing project, after Mercy proposed building up to 375 units; MOHCD has kept the news quiet and it hasn't been covered by our local major news media.

Yee's pitch to place housing on LHH's campus has been a terribly misguided idea from the very beginning. The site is totally inappropriate for senior housing. Here's why:

- **Eliminates Future Expansion of the Hospital for Surge Capacity:** The spots where Yee envisions placing housing on are the last two large pieces of undeveloped land on LHH's campus for construction. If Yee succeeds in placing senior housing on either or both spots, it will permanently impede the City's ability to build out additional medical facilities on LHH's campus as the City's elderly population increases to address hospital surge capacity citywide.

  Any so-called "extra" land zoned for hospitals like LHH should be used to meet the need more permanent acute-care hospital and skilled nursing bed capacity, rather than doing a land grab for housing on public land.

- **Lack of Neighborhood-Serving Retail:** There's absolutely no neighborhood-serving retail within an eight-block radius of the campus. After hiking three- to four-blocks down the hills to get off the campus, the closest grocery store and pharmacy — Mollie Stone's and CVS — are on Portola Drive, at least an eight-block walk up steep hills.

- **Transportation and Parking Impacts:** The proposed housing project will affect both transportation and traffic flow in the surrounding neighborhoods, and also exacerbate problems with parking on campus. In addition to adding 375 (or more) people in the proposed housing, the Department of Public Health announced in June 2018 it would renovate LHH's old "M" and "O" patient "*finger wings*" into administrative offices for up to 480 DPH employees being relocated from the Civic Center area, funding the project by issuing $60 million in *Certificates of Participation* (COP's).

  Obviously, adding almost 500 more employees, plus 375 seniors, to the campus will affect transportation in the neighborhoods, and on-campus parking, in part because Yee's project also proposes a childcare center for an unknown number of preschoolers and an outpatient Adult Day Health Care (ADHC) facility on the campus for an unknown number of patients

needing daily healthcare. Both the preschoolers and the ADHC patients will increase drop-off and pick-up transportation in the neighbrhoods twice daily.

This article goes into details about how the scope of the finger-wings renovation has mushroomed, pushing the budget for needed COP funding for the same project to $84 million. The COP's require approximately $52.4 million in interest payments, pushing the LHH renovation to a total price tag of $136.4 million.

- **Plan to Avoid an EIR or CEQA Review:** MOHCD and the Department of Public Health are hoping to shoehorn the 375-unit housing project onto the EIR conducted in 2002 for the rebuild of LHH's replacement hospital to prevent having to perform another CEQA review. Adding a minimum of 875 more people to the campus every day can't possibly ***not*** have an impact on the environment and transportation in surrounding neighborhoods.

  MOHCD believes an additional CEQA review or a new EIR are unneccessary.

- **Proposed Housing Site Is Even More Isolated:** Over 30% of patients cannot comfortably walk more than one block up a steep hill. 85% of patients have at least one symptom impacting their ability to walk. 26% of patients reported using at least one assistive device (cane, walker, wheelchair, etc.).

  Placing he proposed housing on LHH's northwest parking lot will double the walking distance to the housing units. Illustrations in this article show the campus isn't walk-friendly for the elderly and disabled.

  Given LHH's steep and variable topography and elevation, I have to wonder if it ever occurred to Supervisor Yee he should consider whether the elderly he wants to housing create for on LHH's campus can comfortably walk more than one block up LHH's very steep hills.

- **Little Flat Land and Steep Ravines:** There is next to no flat land remaining on the LHH campus, which has largely already been built out. The large swaths shown in two campus maps are actually heavily forested open space land riddled with steep ravines that form the Laguna Honda Trails encircling the campus. You can't build housing in steep ravines.

Joe Bravo Ignores Project Scope Creep

- On January 6, 2020 the *San Francisco Chronicle* reported that Joe Bravo, a prominent Forest Hill neighbor, supports Yee's LHH housing proposal, quoting Bravo as saying the LHH housing [would be] "*on a **level surface, not on a hill**," "That is a proper place for it and a **proper use of land** at Laguna Honda Hospital*," *a*nd "*It's **less isolated** than the other project [the Forest Hill Christian Church site at 250 Laguna Honda Boulevard] would have been*."

  Bravo could not be more wrong about the LHH campus being "less isolated." Placing housing on LHH's campus is ***more*** isolated, not less isolated, given the increased elevation and site terrain, and the long distance to cross the campus to any housing. "*Proper*" use of the land should be restricted to medical facilities, not housing.

  Bravo may not be endowed with *spatial thinking* when it comes to the location of the proposed housing sites. The site Yee is proposing for housing on LHH's campus at 350

Laguna Honda Boulevard is almost parallel to the Forest Hill Church site at 250 Laguna Honda Boulevard. And he ignores the 100-foot-plus increase in elevation definitely makes Yee's proposed site more, not less, isolated.

- The Forest Hill Church project proposal was initially presented to District 7 Supervisor Norman Yee as a *50-unit* project, but it inexplicably grew without warning to a *150-unit* project, catching even Yee off guard. MOHCD ended up completely scrapping that project in 2018 due to seismic safety concerns and associated abatement costs.

  Six days after the Forest Hill Church site was scrapped, Yee's office pitched a formal written proposal to MOHCD for a 160-unit, six-story building on LHH's campus, which MOHCD rapidly rejected as too big. When the *Chronicle* quoted Bravo in January 2020 MOHCD claimed it was seeking to build "*about*" 250 housing units on LHH's campus. When MOHCD's selection panel finally interviewed bidder proposals in early March 2020 and selected Mercy Housing, the scope of the project grew to 375 units and proposed up to three seven-story buildings.

An Elephant in the Room: No Price Tag

- We haven't been told what the full price tag is. Back on March 5, 2019 MOHCD's then-director, Kate Hartley, prepared a back-of-an-envelope estimate, estimating Yee's proposal would cost $224.9 million. Unfortunately, Hartley's calculations were based on just 250 independent senior housing units, 30 RCFE beds, a childcare center, and an Adult Day Health Center, plus a 15% contingency of $29.3 million.

  But the project has mushroomed to 300 independent senior housing units (not 250), 75 RCFE beds (not 30), plus the childcare and ADHC components. Using her formulas, the now combined 375 units increases projected cost estimates by $60.6 million, to a total of $285.6 million.

- Both Yee and MOHCD have failed to date to identify what funding source(s) are being considered. One prominent Midtown Terrace homeowner believes Yee hopes to use $100 million from the $600 million *2019 Affordable Housing Bond*, which opens up a completely different can of worms about why 300 residential units are being reserved for a single supervisorial district (D7), rather than smaller projects scattered throughout all City neighborhoods.

No Community-Driven Input and Review

- Yee's community outreach to date on his housing proposal is completely nonexistent, and pathetic. There has been nothing *transparent* about his proposal since Yee first pitched it back in March 2018.

- Yee organized, scheduled, and held two small-group meetings with only neighbors in the Forest Hill, Forest Hill Extension, and Midtown Terrace neighborhoods to solicit initial responses to his continuum of care concept in the "*vicinity of Laguna Honda Hospital*." The meetings were apparently held on May 24, 2019 and August 6, 2019 prior to release of MOHCD's RFQ. The two meetings were reportedly by-invitation-only, not open-to-the-public meetings. Yee's office indicated the meeting attendees included Fr. Mesrop Ash, Evernease McKnight, Walter Caplan, Dena Williams, George Wooding, Andrew Sparks, Dave Yoo, Peggy de Silva, and Janis and Frank Lee. (But not the Poirier's.)

- Yee claims he addressed five other organizations held between December 2018 and January 2020 before news surfaced in July 2020 the project has grown to 375 units. Those meetings also appear to have been invitation-only meetings targeted to their members, not members of the general public.

- There also have been zero public hearings before the full Board of Supervisors or before San Francisco's Public Health Commission (which essentially owns LHH's land) during the past two-and-a-half years, and neither the Board nor the Commission have approved Yee's hairbrained proposal to build housing on LHH's campus. Both approvals are required.

- Yee managed to *hand-pick* and *stack* MOHCD's selection panel by including two District 7 neighborhood residents — Walter Caplan, to represent the Forest Knolls Neighborhood, and Dave Yoo, to represent the Forest Hills Homeowners Association. No other community members were chosen from other neighborhoods across San Francisco. Caplan and Yoo had to have known from the bidder interviews in March 2020 Mercy Housing had proposed 375 units of housing.

Finally, the six candidates running to replace Yee as D7 Supervisor appear to have agreed developments that change neighborhoods for generations to come deserve robust community-driven review. But there have been zero community-driven reviews to date.

Will there ever be robust community review of Yee's housing proposal? Or will ostrich's like Yee and Bravo rule the day?

Patrick Monette-Shaw
Columnist
Westside Observer Newspaper

To unsubscribe, send me an e-mail.

October 2020

Isolating Seniors on Northwest Parking Lot Is Inhumane

Laguna Honda: Inappropriate Site for Housing

by Patrick Monette-Shaw

In order to slow the spread of COVID in our beloved City nursing home and protect its residents, Laguna Honda Hospital's entire campus — including its hiking and dirt bike trails system encircling the campus — has been locked down to members of the public and under quarantine for nearly seven months, since March 6, due to the coronavirus pandemic. Visitation to patients remains a huge problem.

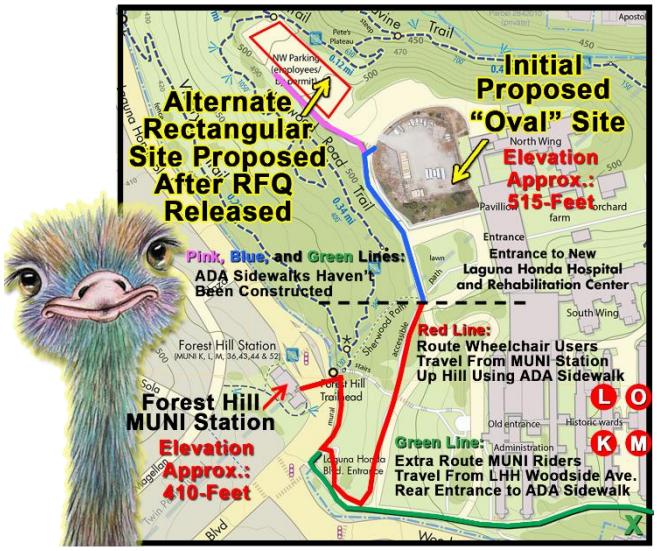

Ostrich's 20–20 Vision? Even a myopic ostrich searching for a sand dune on Laguna Honda Hospital's campus to bury its head in can see the site is an inappropriate location for senior housing. Why can't Supervisor Norman Yee and his legislative aides see that?

Is LHH really a good spot to build senior housing at? If housing is added to the campus, how long will it take before the housing, too, is quarantined in the next inevitable pandemic?

Thirty months ago, Supervisor Norman Yee pitched a proposal to the Mayor's Office of Housing and Community Development (MOHCD) in March 2018 to build 160 units of senior housing on Laguna Honda Hospital's (LHH's) campus.

> **"News surfaced on July 7 the developer chosen has proposed 375 housing units for LHH. Even a myopic ostrich can see LHH's campus is inappropriate for 375 senior housing and assisted living units."**

MOHCD promptly shot down Yee's proposal, saying LHH's campus "*wasn't big enough*," as I wrote in July 2018. Indeed, the Assisted Living Workgroup of the so-called *Long-Term Care Coordinating Council* (LTCCC) — created by then-Mayor Newsom to guide the development of development of an integrated system of home, community-based, and institutional long term care services for older adults and adults with disabilities — appears to oppose Yee's LHH housing proposal. The LTCCC prefers smaller six-bed facilities spread throughout the City, not "*Monster-in-the-Mission*"-sized developments.

> **"Supervisor Yee's pitch to place housing on LHH's campus has been a terribly misguided idea from the very beginning."**

Like a dog with a bone — or an ostrich in search of a sand dune — Yee pressed ahead, pushing his housing proposal. At long last, news quietly surfaced on July 7 that Mercy Housing California has been chosen as the developer for the LHH housing project, after Mercy proposed building up to 375 units of independent housing and assisted living units on LHH's campus. Few San Franciscans have heard that Mercy Housing was chosen, because MOHCD has kept the news quiet and it hasn't been covered by our local major news media.

If LHH was too small for 160 units, how is it now suddenly big enough for up to 375 units?

Several hurdles remain. The first hurdle is that MOHCD admits Mercy hasn't yet demonstrated or proven the entire project — including the independent senior housing units, separate assisted living units, a childcare center, and an Adult Day Health Center (ADHC) — is financially feasible, which project bidders had known all along is ***the*** key requirement. As of July 17, Mercy hadn't submitted a financial feasibility analysis. What's taking Mercy so long?

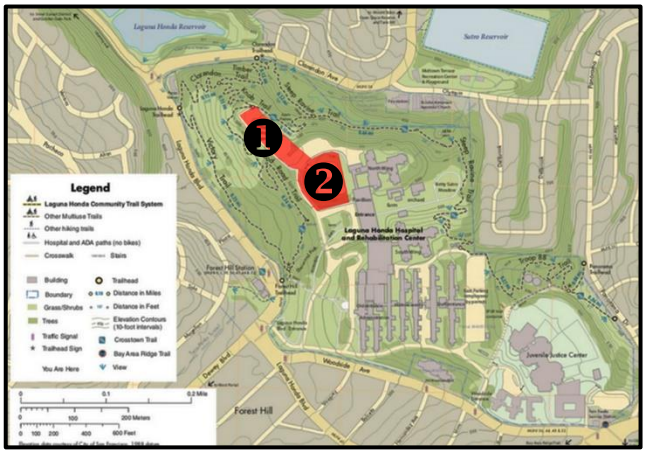

Another Look: Another map of LHH more clearly illustrates the last two remaining spaces on the campus not yet built out (highlighted in red shading); the dark green shading is largely steep ravines along the Laguna Honda Trails inside the dashed borders.

Image: Pease Press / Hoodline [red shading added]

Multiple Reasons Why LHH Is an Inappropriate Site

As I wrote in May 2020 (and said long before), I have thought all along Yee's pitch to place housing on LHH's campus was a terribly misguided idea from the very beginning. Illustrations in this article are worth a 1,000 words, showing why LHH is the wrong place for Yee's housing project.

While LHH is touted as having a 62-acre campus, there's actually very little land that could be pressed into service for housing. Take a good close look at the map of LHH's campus, to the right. Essentially, only two spots on the campus are viable for construction, both on the northwest side of the campus, because most of the campus has already been built out for the replacement hospital completed in 2010. Many of the old hospital buildings that had been slated for demolition were never torn down. They were repurposed, instead, into being office spaces for the Department of Public Health, despite not being seismically safe and riddled with asbestos.

"Only two spots on the campus are viable for construction, both on the northwest side of the campus, because most of the campus has already been built out."

There are many more reasons why the housing proposed for LHH's campus is inappropriate.

Eliminates Future Expansion of the Hospital for Surge Capacity

The spots where Yee and MOHCD envision placing housing on LHH's campus are the last two large pieces of undeveloped land on the campus for construction. If Yee succeeds in placing senior housing on the same spot as the 420-bed skilled nursing tower that was eliminated due to cost overruns on the LHH replacement facility rebuild, it will permanently impede the City's ability to build out additional medical facilities on LHH's campus as the City's population increases to address hospital surge capacity citywide.

"If Yee succeeds in placing senior housing on the same spot as the 420-bed skilled nursing tower that was eliminated, it will permanently impede the City's ability to build out additional medical facilities on LHH's campus to address hospital surge capacity citywide."

As it is, San Francisco is woefully short of skilled nursing facilities (SNFs) as our population continues to age. Since 2006, when the LHH rebuild project began and the 420 SNF beds were eliminated due to cost overruns, hospitals across the City have discharged over 1,722 patients to out-of-county facilities because of our severe shortage of SNF beds in-county. Those folks were disenfranchised, not re-integrated into their San Francisco communities. If anything, LHH's campus should be used to build out the 420-bed SNF tower eliminated, to stop the massive out-of-county patient dumping, not housing.

"Since 2006, hospitals across the City have discharged over 1,722 patients to out-of-county facilities because of our severe shortage of SNF beds in-county. If anything, LHH's campus should be used to build out the 420-bed SNF tower eliminated, to stop the massive out-of-county patient dumping."

In addition, if housing is placed on the site of the northwest parking lot, it would remove a 145-car parking lot for staff and visitors, which may well lead to the City having to build a replacement parking garage on the remaining parking lot located on the far east side of the campus at the rear of the hold hospital (sometimes referred to as the M-5 parking lot) to accommodate both LHH staff, and visitors to both the hospital and the housing units.

Any so-called "extra" land zoned for hospitals like at LHH should be used to meet the need for long-term care beds by building out more permanent acute-care hospital and skilled nursing bed capacity — or temporary hospital facilities — rather than doing a land grab for housing on public lands to create legacies for outgoing politicians like Mr. Yee.

Lack of Neighborhood-Serving Retail

There's absolutely no neighborhood-serving retail within a two-block radius of the Laguna Honda Hospital campus, or even an eight-block radius. After hiking three to flour blocks down the hills to even get off of LHH's campus and perhaps over to the Forest Hill MUNI station, there are no retail shops anywhere close to the campus. The two or three restaurants at the bottom of the hill near the campus typically close early each evening — assuming they are still in business after COVID.



Neighborhood-Serving Retail: The closest retail stores to the proposed housing at LHH are in the Tower Market strip mall on Portola Drive at Teresita Boulevard with a Mollie Stone's grocery store and a CVS pharmacy, but little else in the way of retail. It's about eight blocks away from the LHH campus, all up steep hills.

The closest grocery store and pharmacy — Mollie Stone's and CVS — are on Portola Drive, at least an eight-block walk up steep hills, and difficult to access by public transportation.

It's not as if neighborhood-serving retail is going to come to the area any time soon, or ever, since it's an enclave of singe-family homes.

> **"There's absolutely no neighborhood-serving retail within an eight block radius of LHH's campus. After hiking three to flour blocks down the hills to get off of LHH's campus, the closest grocery and pharmacy are at least an eight-block walk up steep hills to Portola Drive."**

Inadequate Public Transportation

It's unclear if MOHCD had concerns about the lack of transportation when it turned Yee down the first time in 2018, and it's also unclear whether public transportation will be studied fully before building housing on LHH's campus.

Laguna Honda Hospital operates and funds a wheelchair accessible shuttle van using hospital employees to provide transportation for hospital employees and visitors between the Forest Hill MUNI Station and the hospital's main entrance in its new Pavilion building. Problem is, the shuttle van only operates five days a week, every 30 minutes between 6:30 a.m. and 6:00 p.m., leaving employees, patients, and visitors without a transportation van on weekends and during evening hours.

> **"The shuttle van only operates five days a week, every 30 minutes between 6:30 a.m. and 6:00 p.m., leaving employees, patients, and visitors without a transportation van on weekends and during evening hours."**

Transportation and Parking Impacts

The proposed housing project is a second construction project for LHH's campus that will affect both transportation and traffic flow in the surrounding neighborhoods, and also exacerbate problems with parking on the campus.

My July 2018 article announced that while researching the LHH housing project I unexpectedly stumbled across news hiding in public records that rather than demolishing the old "*finger wings*" at the rear of the old main hospital, the Department of Public Health produced records in June 2018 announcing it would renovate LHH's old "M" and "O" patient "*finger wings*" into administrative offices for up to 480 DPH employees being relocated from the Civic Center area, funding the project by issuing $60 million in *Certificates of Participation*, which don't require voter approval but do require being repaid with interest on the principal. Construction was anticipated to start in 2020 and be completed by mid-2021.

> **"I unexpectedly stumbled across news hiding in public records in July 2018 that the Department of Public Health planned to renovate two of LHH's old '*finger wings*' into administrative offices for up to 480 DPH employees being relocated from the Civic Center area by issuing $60 million in *Certificates of Participation*."**

Of interest, the two buildings are 82- to 90-years-old, originally built in 1930 and 1938, and require seismic retrofitting. The two buildings had previously been targeted for complete asbestos and hazardous materials abatement before being completely demolished. Along came COVID-19 and the renovation of the two buildings hasn't started, now nine months into the year.

Obviously, adding almost 500 more employees to the campus will affect transportation in the neighborhoods, and on-campus parking.

If the three seven-story building housing project is placed on both of the so-called "alternative" spots on the campus — on the Northwest Parking Lot — and on the initial "oval" lot proposed, it will remove approximately 145 parking spaces on LHH's campus. Where will all of those cars for staff and visitors park?

> **"Adding almost 500 more employees to the campus will affect transportation in the neighborhoods. If the three seven-story building housing project is placed on both of the so-called 'alternative' spots on the campus, approximately 145 parking will be removed."**

In addition, Yee's senior housing proposal seeks to build a childcare center for an unknown number of preschoolers being dropped off, and an outpatient Adult Day Health Care (ADHC) facility on the campus for an unknown number of patients needing daily healthcare, both of which will increase drop-off and pick-up transportation for the kids and the elderly, daily.

Massive COP Funding Increase

When the Health Department first announced in July 2018 the renovation of LHH's old patient wings into office space, the project was pegged at $60 million. That price tag didn't last long.

A City Controller's memo dated August 31, 2020 surfaced recently, showing the price tag of the COP's for the LHH office conversion project had jumped to at least at least $73 million, if not higher due to financing costs, plus interest on the principal amount.

"A City Controller memo dated August 31, 2020 surfaced showing the price tag for COP's of the LHH office conversion project had jumped to at least $73 million."

The new report said the project had been switched to the "K" and "M" finger wings. A subsequent records request uncovered that during the past two years the City fretted that it would lose a potential new site for future additional development on the campus using the location of the "L" and "O" finger wings. Wanting to preserve the "O" wing for potential demolition for future development or other re-use, the City switched the COP's to renovating the "K" and "M" wings. (Again, take another look at the illustration at the top of this article, showing the four wings labeled in red circles on the lower right-hand side.)

As designs progressed, structural engineering consultants informed the City that seismic renovation of the "M" wing was somehow tied structurally to the "O" wing. That delay tacked on $13 million, pushing costs from $60 million to $73 million.

During this two-year delay, Department of Public Works staff also realized the project could not simply replace *selective* windows — apparently included in the initial $60 million budget — but *all* windows would need to be replaced to meet the goal of a "*natural ventilation* "system. DPW also identified additional seismic upgrades are necessary, and full hazardous abatement is required, rather than localized abatement. DPW's concerns tacked on an additional $11 million, pushing the budget for needed COP funding for the same project to $84 million, plus interest, across just two years, which represents a 40% change increase since 2018.

"During this two-year delay, Department of Public Works staff realized the project has to replace *all* windows, additional seismic upgrades are necessary, and full hazardous abatement is required, rather than localized abatement. DPW's concerns tacked on an additional $11 million, pushing the budget for needed COP funding for the same project to $84 million."

As a result, the Controller's August 31 memo indicated the project had been forced to revert back this September to the "M" and "O" finger wings, as initially envisioned.

Turns out, the pro-rata share apportionment of interest on the COP's just for the LHH renovation portion of the larger DPH *Exit Strategy* project will require approximately $52.4 million in interest payments, pushing the LHH renovation to a total price tag of $136.4 million.

"Interest on the COP's for the LHH renovation project requires approximately $52.4 million in interest, pushing the total price tag to $136.4 million."

Since I used to work in LHH's "K" wing for a decade, I can vouch for just how worried rehabilitation and other medical clinicians (and I) were about the *friable* asbestos throughout the building, even lurking in the radiator system.

All of those wings were to have been fully abated, and then completely torn down as part of the initial LHH rebuild project that opened in 2010, but the abatement and demolition were eliminated from the rebuild project due to massive cost over-runs!

"Those wings were to have been fully abated and then completely torn down, but the abatement and demolition were eliminated from the rebuild project."

Indeed, the original budget for the LHH replacement hospital was just $401 million, including abatement and complete demolition of the finger wings. But massive costs over-runs by DPW and the construction manager — Turner Construction and Anshen + Allen — resulted in $195 million in cost over-runs, pushing the LHH replacement hospital project budget to $596 million.

Adding the now $136.4 million in principal and interest on COP's to renovate just the "O" and "M" wings to the $194 million in costs over-runs effectively pushes the total cost over-runs for the complete LHH rebuild to a staggering $330 million. That $330 million could have fully-funded building the 240-bed patient tower eliminated before 2010.

"Adding the now $136.4 million in principal and interest on COP's to renovate just the 'O' and 'M' wings to the $194 million in costs over-runs effectively pushes the total cost over-runs for the complete LHH rebuild to a staggering $330 million. That $330 million could have fully-funded building the 240-bed patient tower eliminated before 2010."

On December 4, 2007 San Francisco's Health Commission adopted a resolution urging acceptance of a report that 240 units of assisted living be built as a *Residential Care Facility* (RCFE) for the Elderly on LHH'S campus on the exact same spot as the "K," "L," "M," and "O" wings, and that "*the buildings should be constructed as [soon as] financing becomes available*." But over the past 13 years, neither the City nor the Heath Commission has lifted so much as a pinky finger to identify sources of funding for the assisted living units.

Rather than spending $136.4 million to renovate the two 90-year-old buildings, wouldn't it make more prudent fiscal sense to demolish both of the two wings completely, and dedicate that $136.4 million toward new buildings that could last for another 90 years? This a prime example of why COP-funded projects are so bad for San Franciscans, which should be funded by capital improvement funds from the General Fund.

"Rather than spending $136.4 million to renovate the two 90-year-old buildings, wouldn't it make more prudent fiscal sense to demolish both wings completely, and dedicate that $136.4 million toward new buildings that could last for another 90 years?"

Plan to Avoid an EIR or CEQA Review

As I've also previously written, MOHCD and the Department of Public Health are hoping to shoehorn the 375-unit housing project onto the EIR conducted in 2002 for the rebuild of LHH's replacement hospital to prevent having to perform another CEQA review. In addition, there's the increase of almost 500 additional DPH employees to office space on LHH's campus.

Adding a minimum of 875 more people to the campus every day can't possibly ***not*** have an impact on the environment and on transportation in the surrounding neighborhoods.

"MOHCD and the Health Department are hoping to shoehorn the 375-unit housing project onto the EIR conducted in 2002 to prevent having to perform another CEQA review. Adding a minimum of 875 more people to the campus can't possibly *not* have an impact on the environment."

Proposed Housing Site Is Even More Isolated

The Department of Public Health completed a transit analysis in 2014 to give San Francisco neighborhoods an average "health facility transit score." Transit service areas were defined by (1) Total trip time to a health facility is less than 30 minutes, (2) No walking portions of the trip are over a quarter of a mile, and (3) There is not more than one transfer between transit lines. The Potrero Hill Health Center (PHHC), a safety net clinic serving primarily low-income residents, was one of the facilities surveyed to assess the extent that transportation barriers impact patients' access to the clinic and health outcomes.

Among other things, the survey found:

- Over 30% of PHHC patients cannot comfortably walk more than one block up a steep hill.
- 85% of patients have at least one symptom impacting their ability to walk (back pain, shortness of breath, pain in legs or feet, balance problems, chest pain, etc.).
- 26% of patients reported using at least one assistive device (cane, walker, wheelchair, white cane, crutches, braces).

"Over 30% of patients can't comfortably walk more than one block up a steep hill. 85% of patients have at least one symptom impacting their ability to walk. Take a good look at the illustrations. LHH's campus isn't walk-friendly for the elderly; placing the housing on the northwest parking lot will double the walking distance to the proposed housing."

- 58% of survey respondents reported spending more than 30 minutes of travel time to the clinic.

- Compared to patients at higher income levels, the lowest income patients who reported the most mobility limitations were more likely to cite public transportation as a barrier to receiving care, causing them to miss appointments or go without health services.

Take another good look at the illustrations in this article. The campus isn't walk-friendly for the elderly and disabled.

The pink, blue, red, and dark green lines represent sidewalk areas on the campus. As the drawing illustrates, placing the housing on either of the two potential sites will double the distance MUNI riders will face climbing the ADA sidewalk up the hill to LHH, and will significantly increase transportation barrier impacts on patients' access to the housing. This bears repeating: Placing the housing on LHH's northwest parking lot will double the walking distance to the proposed housing.

"Given LHH's steep, variable elevation and topography, I have to wonder if it ever occurred to Supervisor Yee that he should consider whether the elderly can walk more than one block up LHH's very steep hills — all uphill."

The red line in the illustration is the ADA sidewalk built during the 2010 LHH rebuild only to the entrance of the new hospital, which is thought to be ¼-mile long. The red segment has a barely ADA-compliant sidewalk only up the lower half of LHH's front lawn along West Clarendon Road that splits the hillside in half.

The blue and pink lines represent the distance from the entrance of the new hospital to the proposed housing site(s), which currently do not have any sidewalks, let alone ADA-compliant sidewalks.

And if MUNI riders access the LHH campus using the Woodside Avenue and Ulloa Street entrance to the campus using MUNI's #44-O'Shaughnessy bus route, they'll have to ambulate even further (shown by the green line). The green segment between Woodside Avenue and Dewey Boulevard has extremely narrow, decades-old decrepit sidewalks, which are essentially dangerous for people using wheelchairs or walking with canes.

Just like geographic proximity and/or public transit availability to a health care facility is a significant measure of health care access, so too is geographic proximity and public transit availability to senior housing.

Given LHH's steep and variable topography and elevation, I have to wonder if it ever occurred to Supervisor Yee he should consider whether the elderly he wants to housing create for on LHH's campus can comfortably walk more than one block up LHH's very steep hills, since the distance is four or more blocks away — all uphill — from the Forest Hill MUNI station.

Little Flat Land and Steep Ravines

There is next to no flat land remaining on the LHH campus, which has largely already been built out. The large swaths shaded in green in the two campus maps are actually heavily forested open space land riddled with steep ravines that form the Laguna Honda Trails encircling the campus.

Even chopping down the urban tree canopy along the east side of Laguna Honda Boulevard between Woodside Avenue and Clarendon Avenue wouldn't yield space to build housing, because of the steep ravines and slope of the hillsides shown in the photo (courtesy of Hoodline). You can't build housing in steep ravines.



Ravines, Anyone? You can't build housing in ravines like this.

Joe Bravo Ignores Project Scope Creep

On January 6, 2020 the *San Francisco Chronicle* reported that Joe Bravo, a prominent Forest Hill neighbor, supports the resurrection of Yee's LHH housing proposal:

> " '*That is where I think it belongs — on a level surface, not on a hill,' [Bravo] said. 'That is a proper place for it and a* ***proper use of land*** *at Laguna Honda Hospital. It's* ***less isolated*** *than the other project would have been. It's consistent with what we were saying when we opposed' the Christian Church development.*"

"Bravo could not be more wrong about the LHH campus being '*less isolated*,' and placing housing on LHH's campus is a '*proper use*' of the flat land."

Bravo could not be more wrong about the LHH campus being "less isolated," and placing housing on LHH's campus is a "proper use" of the flat land. For one thing, moving the senior housing project from 250 Laguna Honda Boulevard to 350 Laguna Honda Boulevard is ***more*** isolated, not less isolated, given the increased elevation and site terrain, and the long distance to cross the campus to any housing. Bravo also was misleading: The Forest Hill Church site was, in fact, flat land, not "on a hill." Admittedly, there was a steep hill behind that site.

Bravo may not be endowed with *spatial thinking* when it comes to the location of the proposed housing sites. The site Yee is proposing to build the senior housing on the far northwest parking lot on LHH's campus at 350 Laguna Honda Boulevard is almost parallel to the Forest Hill Church site at 250 Laguna Honda Boulevard. Bravo also ignores the 100-foot-plus increase in elevation definitely makes the site for housing on LHH's campus more, not less, isolated.

"Bravo may not be endowed with *spatial thinking* about the LHH proposed housing sites. The site Yee is proposing to build the senior housing on LHH's campus at 350 Laguna Honda Boulevard is almost parallel to the Forest Hill Church site at 250 Laguna Honda Boulevard. Bravo also ignores the 100-foot-plus increase in elevation makes the site for housing on LHH's campus *more*, not less, isolated."

Forest Hill neighbors are clearly sensitive to their image as wealthy single-family homeowners who oppose affordable housing in their neighborhoods. That was hogwash, but they were unfairly criticized as having been solely responsible for the collapse of the proposed 150-unit senior housing project on the Forest Hill Church property at 250 Laguna Honda Boulevard after Yee withdrew his support for that project, now two-and-a-half- years ago on March 8, 2018.

In reality, MOHCD later clarified that neighborhood opposition had no effect on MOHCD's decision to withdraw funding support of the project, and that MOHCD's decision was based entirely on the geotechnical report saying the hillside behind the church posed a danger of homes collapsing down that hillside. MOHCD noted the impact that had on the financial viability of the project.

Within days of withdrawing his support for the Forest Hill Church project, Yee's staff first contacted MOHCD on March 13, 2018 about placing "assisted living" and/or RCFE (*Residential Care Facilities for the Elderly*) units on LHH's campus, just six days *after* MOHCD had ended the 150-unit senior housing project. By May 2018, Yee's office pitched a formal written proposal to MOHCD for a 160-unit, six-story building on LHH's campus, a proposal MOHCD rapidly rejected as to big for LHH's campus.

"By May 2018, Yee's office pitched a formal written proposal to MOHCD for a 160-unit, six-story building on LHH's campus, which MOHCD rapidly rejected.

Bravo seems to have forgotten about, or ignored, the creep in project scope. The *Chronicle* quoted Bravo on January 6, 2020 when MOHCD claimed it was seeking to build '*about*' 250 housing units on LHH's campus."

Bravo seems to have forgotten about, or ignored, the creep in project scope. The Forest Hill Church project proposal was initially presented to District 7 Supervisor Norman Yee as a ***50-unit*** project, but it inexplicably grew without warning to a ***150-unit*** project. When the *Chronicle* quoted Bravo on January 6, 2020 it claimed MOHCD's RFQ was seeking to build "*about*" 250 housing units on LHH's campus.

MOHCD's selection panelists chosen to interview bidders on the LHH Housing RFQ included seven people, including two District 7 neighborhood residents hand-picked by Supervisor Norman Yee — Walter Caplan, to represent the Forest Knolls Neighborhood, and Dave Yoo, to represent the Forest Hills Homeowners Association. No other community members were chosen from other neighborhoods across San Francisco.

"Panelists chosen to interview bidders on the LHH housing included two District 7 neighborhood residents — Walter Caplan and Dave Yoo. No community members were chosen from other neighborhoods across San Francisco.

However, when MOHCD's selection panel finally interviewed bidder proposals in early March 2020 and selected Mercy Housing, public records finally revealed the scope of the project has grown to 375 units. Caplan and Yoo had to have known from the bidder interviews that Mercy Housing had proposed 375 units of housing and was selected as the developer.

Caplan and Yoo had to know from the interviews in March 2020 that Mercy Housing proposed 375 units of housing."

MOHCD confirmed on August 3, 2020 that Mercy's proposal was for up to 300 units for the independent senior housing component of the project plus an additional 75 units for assisted living, for a total of 375 units. Mercy's proposal was "*conceptual*" and has not been finalized, so the total units may increase or decrease depending on available project funding secured, and whether the project demonstrates financial viability.

It's as if Mr. Bravo — and perhaps neighborhoods surrounding LHH's campus — is not at all concerned that the initial 50-unit senior housing proposal pitched to Yee back in 2016 had mushroomed to 160 units in May 2018, and then mushroomed again to 375 units on January 22, 2020, more than septuple the 50 units first pitched to Yee. Mercy's 375-unit sevenfold increase proposal was not made available to members of the public until July 7, 2020, and then perhaps only to this author (me).

"It's as if Mr. Bravo isn't concerned that the initial 50-unit senior housing proposal pitched to Yee back in 2016 mushroomed to 375 units on January 22, 2020. Mercy's proposal was not made available to the public until July 7, 2020, and perhaps only to this author (me)."

Indeed, Mercy submitted a proposal on January 22 to build three, seven-story buildings, using Type III over Type 1 construction. Type III projects are buildings with only fire-resistant exterior walls, and are typically not more than five-story buildings. How has Bravo missed it that the project has evolved from one six-story building, to three seven-story buildings? (An answer to that question may be that MOHCD doesn't seem to have posted the winning bidder's proposal and name on-line as of September 15 and it hasn't been covered in the mainstream media, so perhaps Bravo hasn't heard.)

"Mercy proposed building three, seven-story buildings. Did Bravo miss it that the project has evolved from one six-story building, to three seven-story buildings?

Take another look at the maps, above. It's unlikely three buildings can be squeezed on to just *one* of the two available alternative sites. Both sites may have to be used for a project of this scale.

It's unlikely three buildings can be squeezed on to just ***one* of the two available alternative sites. Both sites may have to be used."**

This calls into question whether Caplan and Yoo have not shared the news the project scope had crept to 375 units with Bravo, George Wooding, and Wooding's Midtown Terrace neighbors Timothy and Anne Poirier, homeowners who live on Olympia Way and who wrote to Mayor Breed and Supervisor Yee on February 8, 2020 that the "*... proposed 250 apartments is an enormous project totally out of scale with the surrounding neighborhoods*."

"This calls into question whether Caplan and Yoo have *not* shared the news the project scope had crept to 375 units with Bravo, George Wooding, and Wooding's Midtown Terrace neighbors Timothy and Anne Poirier."

The Poirier's were clearly frustrated that "*neighbors surrounding the proposed site have not received any formal notification of the proposed plans*." Now eight months after writing their letter, the Poirier's have probably still not received any notice and may be unaware the "*massive*" 250-unit project mushroomed to 375 units.

An Elephant in the Room: No Price Tag

While Yee's housing proposal has been floating around City Hall for now two-and-a-half years, we haven't been told what the price tag is.

Back on March 5, 2019 MOHCD's then-director, Kate Hartley, prepared a back-of-an-envelope estimate. She estimated Yee's proposal would cost $224.9 million, but $32 million in potential tax credits meant the City would only have to identify the remaining $192.9 million to complete the funding package.

> **"The Poirier's were clearly frustrated that the '*... proposed 250 apartments is ... totally out of scale with surrounding neighborhoods*' and '*neighbors surrounding the proposed site have not received any formal notification of the proposed plans*.' They may be unaware the '*massive*' 250-unit project has now mushroomed to 375 units."**

Unfortunately, Hartley's calculations were based on just 250 independent senior housing units, 30 RCFE beds, the childcare center, and the Adult Day Health Center, plus a 15% contingency of $29.3 million. But the project mushroomed to 300 independent senior housing units (not 250), 75 RCFE beds (not 30), plus the childcare and ADHC components.

Using her formulas, the now combined 375 units increases projected cost estimates by $60.6 million, to a total of $285.6 million. Assuming the tax credits stay constant at $32 million, the City will still have to locate $253.6 million to complete the project. Both Yee and MOHCD have failed to date to identify what funding source(s) are being considered, although one prominent Midtown Terrace homeowner believes Yee will use $100 million from the $600 million *2019 Affordable Housing Bond*, which opens up a completely different can of worms about why 300 residential units are being reserved for a single supervisorial district (D7), rather than smaller projects scattered throughout all San Francisco neighborhoods.

> **"We haven't been told what full the price tag is. In March 2019 MOHCD's then-director, Kate Hartley, prepared a back-of-an-envelope estimate. She estimated Yee's proposal would cost $224.9 million for 250 housing units and 30 RCFE beds.**
>
> **Using her formulas, the now 300 housing units plus 75 RCFE beds increases project cost estimates by $60.6 million, to a total of at least $285.6 million."**

No Community-Driven Input and Review

Yee's community outreach to date on his housing proposal is completely nonexistent, and pathetic.

As I have written several times during the past three years, and again in September, there has been absolutely zero community-driven input or review regarding Yee's proposal to build housing on LHH's campus, and there has been nothing *transparent* about it since Yee first pitched his proposal back in March 2018.

> **"Both Yee and MOHCD have failed to identify what funding source(s) are being considered, although one prominent Midtown Terrace homeowner believes Yee will use $100 million from the $600 million *2019 Affordable Housing Bond*, which opens up a completely different can of worms: *Why are 300 residential units being reserved for a single supervisorial district (D7)*?"**

First, another records request revealed Yee organized, scheduled, and held two small-group meetings with only neighbors in the Forest Hill, Forest Hill Extension, and Midtown Terrace neighborhoods to solicit initial responses to his continuum of care concept in the "*vicinity of Laguna Honda Hospital*." The meetings were apparently held on May 24, 2019 and August 6, 2019 prior to release of MOHCD's RFQ. The two meetings were reportedly by-invitation-only, not open-to-the-public meetings. Yee's office indicated the meeting attendees included Fr. Mesrop Ash, Evernease McKnight, Walter Caplan, Dena Williams, George Wooding, Andrew Sparks, David Yoo, Peggy de Silva, and Janis and Frank Lee.

> **"There has been absolutely zero input or community-driven review regarding Yee's housing proposal on LHH's campus."**

Yee claims he addressed five other organizations as part of limited public outreach, which were held between December 2018 and January 2020 before news surfaced in July 2020 that the project has grown to 375 units. Those meetings also appear to have been invitation-only meetings targeted to their members, not members of the general public.

From: Board of Supervisors, (BOS)
To: BOS-Supervisors
Subject: FW: 27-line restoration to 5th St. route?
Date: Tuesday, October 6, 2020 8:09:00 AM

-----Original Message-----
From: Bob Planthold <political_bob@att.net>
Sent: Monday, October 5, 2020 9:32 PM
To: Long, Jean (MTA) <Jean.Long@sfmta.com>; Kennedy, Sean (MTA) <Sean.Kennedy@sfmta.com>; Kaplan, Deborah (ADM) <deborah.kaplan@sfgov.org>; LYFong <lyfong@pacbell.net>
Cc: Kirschbaum, Julie (MTA) <Julie.Kirschbaum@sfmta.com>; mawest78@netscape.net; Bohn, Nicole (ADM) <nicole.bohn@sfgov.org>; Pi Ra <srira@sdaction.org>; Iris biblowitz <Irisbiblowitz@hotmail.com>; Frances Taylor <duck.taylor@yahoo.com>; Sid Corrales <isidrocorrales@yahoo.com>; Starr Wilson <csr2462@gmail.com>; Joyce Calagos <joycecalagos1@gmail.com>; karenfishkin@yahoo.com; Ali Chiu <momojojomonkey73@gmail.com>; Margaret Graf <opoygan1@yahoo.com>; Richard Rothman <rrothma@pacbell.net>; Pat Jones <patandpip@msn.com>; DPH-jxlowell.jal <jxlowell.jal@gmail.com>; becky Hogue <Becky.hogue@comcast.net>; Zach <zkarnazes@gmail.com>; roger@streetsblog.org; tim redmond <timredmondsf@gmail.com>; Cabanatuan, Michael <mcabanatuan@sfchronicle.com>; MTABoard <mtaboard@sfmta.com>; Breed, Mayor London (MYR) <mayorlondonbreed@sfgov.org>; Elsbernd, Sean (MYR) <sean.elsbernd@sfgov.org>; phil.matier@sfchronicle.com; Peskin, Aaron (BOS) <aaron.peskin@sfgov.org>; Mandelman, Rafael (BOS) <rafael.mandelman@sfgov.org>; MandelmanStaff, [BOS] <mandelmanstaff@sfgov.org>; Temprano, Tom (BOS) <tom.temprano@sfgov.org>; Tumlin, Jeffrey (MTA) <Jeffrey.Tumlin@sfmta.com>; tilly.chang@sfcta.org; roger_marenco@yahoo.com; Peter Wilson <pwilson@twusf.org>; Alex M. Madrid <amadrid20@gmail.com>; annajoy1@aol.com; Kate Williams <KWilliams@lighthouse-sf.org>; 'denise' <denisesadvocate@sbcglobal.net>; orkidsfoto@me.com; Maybaum, Erica (BOS) <erica.maybaum@sfgov.org>; Yu, Angelina (BOS) <angelina.yu@sfgov.org>; Boilard, Chelsea (BOS) <chelsea.boilard@sfgov.org>; Beinart, Amy (BOS) <amy.beinart@sfgov.org>; Monge, Paul (BOS) <paul.monge@sfgov.org>; Li-D9, Jennifer (BOS) <jennifer.li-d9@sfgov.org>; Mcdonald, Courtney (BOS) <courtney.mcdonald@sfgov.org>; RivamonteMesa, Abigail (BOS) <abigail.rivamontemesa@sfgov.org>; Adkins, Joe (BOS) <joe.adkins@sfgov.org>; Zou, Han (BOS) <han.zou@sfgov.org>; Mahogany, Honey (BOS) <honey.mahogany@sfgov.org>; Haney, Matt (BOS) <matt.haney@sfgov.org>; Howard L. Chabner <hlchabner@comcast.net>; Board of Supervisors, (BOS) <board.of.supervisors@sfgov.org>; Yee, Norman (BOS) <norman.yee@sfgov.org>; Stefani, Catherine (BOS) <catherine.stefani@sfgov.org>; Walton, Shamann (BOS) <shamann.walton@sfgov.org>; Safai, Ahsha (BOS) <ahsha.safai@sfgov.org>; Preston, Dean (BOS) <dean.preston@sfgov.org>; PrestonStaff (BOS) <prestonstaff@sfgov.org>
Subject: 27-line restoration to 5th St. route?

This message is from outside the City email system. Do not open links or attachments from untrusted sources.

Folks,

The 27 line serves the Univ. of the Pacific DENTAL SCHOOL, on 5th St. ,

between Mission and Howard.

The Dental School accepts "Denti-Cal", meaning

Medi-cal recipients can get FREE basic dental care:

full mouth exam -- tactile and via x-rays,

semi-annual teeth cleaning,

cavity/ caries treatment, including fillings,

AND sliding scale fees for other treatments.

They are now OPEN and seeing patients.

Making this an important "major destination" for people with disabilities.

At a recent Transit Justice mtg. of the Senior & Disability Action agency,

MTA planning staff asked for our opinions.

At that time, we were unaware of the RE-opening of this important service.

BUT, this also raises the question of WHY --and whether --

MTA staff EVER bothered to look at any map of facilities / businesses along 5th St., and

whether MTA staff thought about or were allowed to

contact such services/ facilities, such as this DENTAL School --

whose services are ESPECIALLY responsive to low-income San Franciscans.

[The above analysis / problems is also why

I send this to various media, so media can both:

be informed, and also

consider why MTA seemed clueless in its initial plan/ option

to send the 27 along 7th St. /8th St and away from the DENTAL SCHOOL.]

I send this now, in the hopes that any earlier comments may now include this analysis.

If recipients also want to ask:
How is it that SF is paying planners who have

such poor knowledge of SF facilities, services, and people's needs?
And / or why is it that a person with a disability has to be the mentor to

the entirety of MTA, the MTA board, media, and Mayoral staff?
What does that mean about the level of analysis and quality of insight

of all those who get paid $$$ for services from City Hall ?
Going back to an earlier political contretemps:

WOULD YOU buy a "used car" from any of these people--

* MTA board members

* upper MTA management,

* SF mayoral staff advisers on transportation matters

* SF Supes. who do NOT have a positive history of

accomplished advocacy on behalf of people with disabilities?

Let's hope prudence, if not embarrassment ,

get MTA to actually restore the 27-line to its original 5th st. route.

Bob Planthold

From:	Board of Supervisors, (BOS)
To:	BOS-Supervisors
Subject:	FW: Anti-Black Racism Assessment Results - for Board Hearing 10/15 (File No. 170282)
Date:	Wednesday, October 14, 2020 10:32:00 AM
Attachments:	Anti-Black Survey Presentation_FL.pdf Anti-Black Survey Presentation_FL.ppsx

From: Black Employee Alliance <blackemployeealliance@gmail.com>
Sent: Tuesday, October 13, 2020 9:32 PM
To: Breed, Mayor London (MYR) <mayorlondonbreed@sfgov.org>; Bruss, Andrea (MYR) <andrea.bruss@sfgov.org>; Board of Supervisors, (BOS) <board.of.supervisors@sfgov.org>; Haney, Matt (BOS) <matt.haney@sfgov.org>; MandelmanStaff, [BOS] <mandelmanstaff@sfgov.org>; Mar, Gordon (BOS) <gordon.mar@sfgov.org>; Peskin, Aaron (BOS) <aaron.peskin@sfgov.org>; Preston, Dean (BOS) <dean.preston@sfgov.org>; Fewer, Sandra (BOS) <sandra.fewer@sfgov.org>; Ronen, Hillary <hillary.ronen@sfgov.org>; Safai, Ahsha (BOS) <ahsha.safai@sfgov.org>; Stefani, Catherine (BOS) <catherine.stefani@sfgov.org>; Walton, Shamann (BOS) <shamann.walton@sfgov.org>; Yee, Norman (BOS) <norman.yee@sfgov.org>; Chicuata, Brittni (HRC) <brittni.chicuata@sfgov.org>; Davis, Sheryl (HRC) <sheryl.davis@sfgov.org>; Simley, Shakirah (HRC) <shakirah.simley@sfgov.org>
Cc: Black Employee Alliance <blackemployeealliance@gmail.com>; SFPD, Commission (POL) <SFPD.Commission@sfgov.org>; Airport Commission Secretary (AIR) <airportcommissionsecretary@flysfo.com>; Commission, Fire (FIR) <fire.commission@sfgov.org>; DPH, Health Commission (DPH) <HealthCommission.DPH@sfdph.org>; MTABoard@sfmta.com; info@sfwater.org; Koppel, Joel (CPC) <joel.koppel@sfgov.org>; Moore, Kathrin (CPC) <kathrin.moore@sfgov.org>; Chan, Deland (CPC) <deland.chan@sfgov.org>; Diamond, Susan (CPC) <sue.diamond@sfgov.org>; Fung, Frank (CPC) <frank.fung@sfgov.org>; Imperial, Theresa (CPC) <theresa.imperial@sfgov.org>
Subject: Anti-Black Racism Assessment Results - for Board Hearing 10/15

This message is from outside the City email system. Do not open links or attachments from untrusted sources.

Good evening Honorable Mayor Breed and Supervisors Walton, Ronen, Haney, Peskin, Fewer, Mandelman, and Mar -

Attached, you will find a survey results from a survey that was distributed by the Black Employee Alliance and Coalition Against Anti-Blackness. We are submitting results from this survey that was collected from September 4th, 2020 through October 5th, 2020. The purpose of sharing these results with you is to further corroborate the many issues that were raised two years at the hearings held by the Government Audit and Oversight Committee and larger Board of Supervisors hearings.

The attached presentation outlines survey objectives, format, summary highlights, demographics, as well as survey results presented in narrative form. You will also find a recap of all of the recent articles which have been published regarding corruption at the Department of Human Resources. The BEA would like to ensure you have adequate and ample time to review the survey results before

Thursday's hearing, and to ensure that this information is submitted as a record for this hearing.

While we realize many of our members will take time off from work to participate in these hearings to share experiences as well as share suggestions and recommendations about how to combat anti-Black racism at the City and County of San Francisco, this is a luxury that is not available to some of our members. To that end, we want to ensure the perspectives of those employees are considered also.

If you have any questions, please contact us by replying to this message or call (510) 833-9175.

Best,

Black Employee Alliance and Coalition Against Anti-Blackness

Anti-Black Racism Assessment: Daily/Weekly Harms Caused by Anti-Black Racial Bias & Reinforced White Supremacy Cultural Norms at the City and County of San Francisco

Presented by the Black Employees Alliance and Coalition Against Anti-Blackness

Survey Overview; Objectives; and Review Format

- Survey consisted of 15 questions, a combination of demographic and narrative-based questions about Black employees' experiences with anti-Black racism, racial bias, and White supremacy across various departments within the City and County of San Francisco.
- Collected to provide a mechanism for Black Employees to provide feedback to Mayor London Breed, Board of Supervisors, and other City leadership.
- Survey was sent to more than 500 City and County of San Francisco employees on September 4th ; reflects feedback provided between September 4th and October 5th
- 45 City and County of San Francisco employees responded representing 21 different departments.
- Results presented here reflect summary data for each question as answered by various respondents. Answers reflecting that are color-coded the same and are also in sequential order reflect an answer from the same respondent. For example, slides 20-23 are color coded purple and represent one answer from a single respondent.

Survey Highlights and Summary

- Women made up the majority of survey respondents, representing 28 out of 45 respondents; While men represented 16 of all respondents (one identified as other).
- While most respondents identified as Black, representing over 80% of all survey respondents (38 out of 45), employees identifying in other racial/ethnic categories represented almost 20% of respondents (7 out of 45; 3/White, 2/Hispanic, 2/Asian Pacific Islander)
- Survey respondents represent a diverse group of City and County of San Francisco employees from more than 20 departments, signifying that anti-Black racial bias and racism are both **severe and pervasive** across departments throughout the City and County of San Francisco.
- Narrative data presented within these survey results amplify the disparities revealed within Workforce Demographic data collected by the City and County of San Francisco's Office of Racial Equity.

Survey Respondents' Departments

45 people responded in total, between September 4th and October 5th; from 21 agencies across the City and County of San Francisco

- Airport (SFO)
- Department of Public Health (DPH)
- Department of Public Works (DPW
- Public Utilities Commission (PUC)
- Municipal Transportation Agency (MTA)
- Human Services Agency (HSA)
- Department of Human Resources (DHR)
- Police Department (POL)
- Fire Department (FIR)
- Recreation and Parks (REC)
- Adult Probation (APD)
- Sheriff (SHF)
- Child Support Services (CSS)
- Homelessness and Supportive Housing (HSH)
- Mayor's Office
- Other

TOTAL

Respondents from additional departments included:

- Office of Economic and Workforce Development
- Office of Early Care and Education
- Family Children Services
- Planning
- Emergency Management
- Juvenile Probation
- Library

Survey Respondents' Demographics

ANSWER CHOICES		RESPONSES	
American Indian or Alaskan Native		4.44%	2
Asian / Pacific Islander		4.44%	2
Black or African American		66.67%	30
Hispanic		4.44%	2
White / Caucasian		6.67%	3
Multiple ethnicity / Other (please specify)	Responses	13.33%	6
TOTAL			45

Which race/ethnicity best describes you? (Please choose only one.)

Answered: 45 Skipped: 0

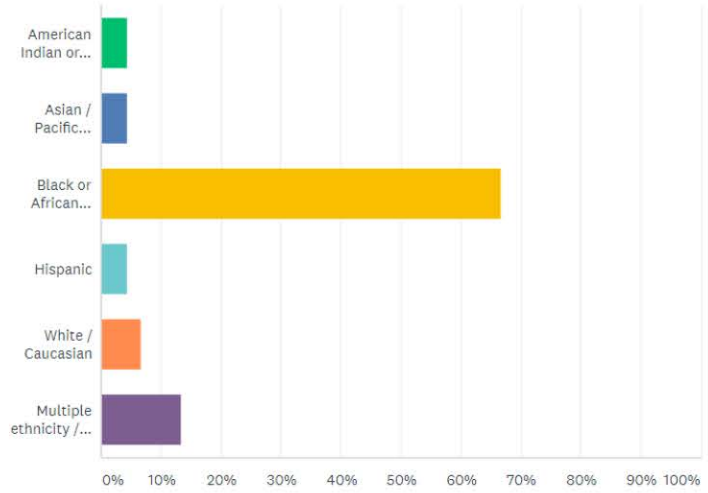

ANSWER CHOICES		RESPONSES	
Female		62.22%	28
Male		35.56%	16
Intersex		0.00%	0
Transgender		0.00%	0
Non-binary		0.00%	0
Prefer not to answer		2.22%	1
Prefer to self-describe	Responses	0.00%	0
TOTAL			45

Gender

Answered: 45 Skipped: 0

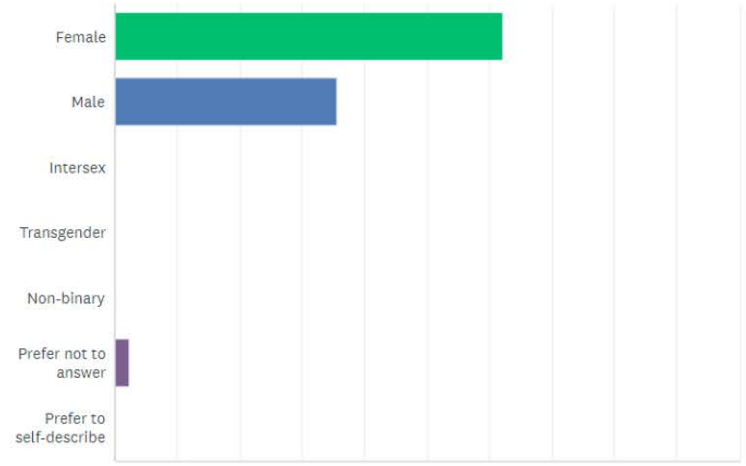

Are you the only Black person in either of the following: workgroup, unit, division, department or classification? (if yes, please describe overall experience below)

Answered: 36 Skipped: 9

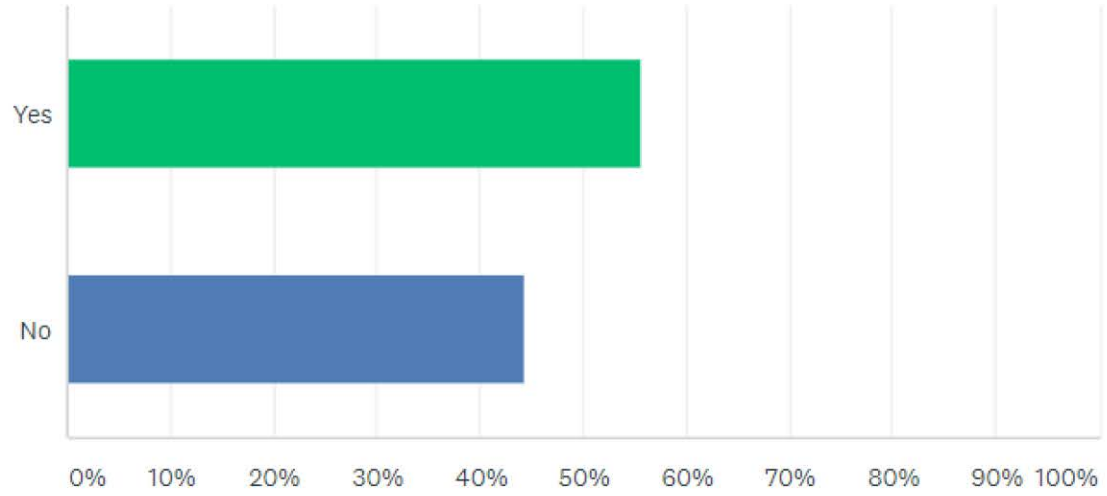

ANSWER CHOICES	RESPONSES	
Yes	55.56%	20
No	44.44%	16
TOTAL		**36**


23 respondents possessed between 1-10 years at the City
11 respondents possessed between 10-20 years at the City
11 respondents possessed more than 20 years (3 of which possessed more than 30 years
The average number of years across all participants was 12 years

Survey Feedback/ Comments



Q7

If you identify or mainstream society would classify you as someone with African heritage (i.e. African American, Afro-Latina/Latino/Latinx, Afro-European, Afro-Asian, Afro-Hawaiian, Afro-Cuban, etc.) or Black, please describe how you have experienced and/or witnessed Anti-blackness (anti-black racial bias and racism in your department.

Q7 Answers (1 of 2)

- As a PST, via workforce while on public assistance for the first time and going through major hardship, I was miraculously, placed and welcomed with open arms at OECE. Although I was only paid minimum wage for 32hrs/wk. I was willing to accept scraps, given my dire situation. At the time we were in crisis dealing with homelessness and facing an illegal retainer, imposed upon us by our housing property manager of over 15 years, who was trying hard to evict us contributing to the breakdown of my family. Yet, in the midst of my struggles all was going well at OECE, I was thriving; promoted, w/o pay from Receptionist to Administrative Assistant. Talk about don't, kick a man when he's down! I was in thee most vulnerable state ever in my entire life.

Q7 Answers (2 of 2)

When questioned, "What is she doing here?" Ms. Jarrett in an invasion and breach of my privacy, as if I didn't have rights, explained in detail to Mendoza and added, "She's not really here, she was only placed here through a program that serves to elevate, break barriers and secure a city position." After this slanderous visit from Mendoza, things changed drastically as did opportunities. Including my then supervisor Maya Castleman, who shared other personals about my family with staff and to add insult to injury, even threatened to fire me. I was distraught, took a medical leave as per my doctor and was faced with hostility, resistance and discouraged from filing a complaint or speaking with Micki Callahan.

Q7 Answers

- I have noticed I am often given more work or duties than my white co-workers. I also noticed excuses are often made as to why that worker is not assigned certain tasks. In addition, I often see the supervisor assisting and covering for this works lack of workload.
- In my department I am experiencing anti black racial bias by being passed over several times for promotions that are going to whites and Asians who have less experience and less education. Not being included in projects that will alert administration to my skills, education, cultural competency, decision making, coordinating, prioritizing, development of staff, multitasking, flexibility, work experience and general willingness to learn new duties and responsibilities.
- As many of my colleagues of color would agree, in any work environment, we get written off pretty quickly for being not as smart or having less work ethic, etc. It is something that is a given when starting at most new places of employment. I think OEWD has done a good job of vetting hires and this may be in part due to the nature of the work we do - our department attracts people who typically have a heart. We do have leaders that are POC and the demographic breakdown of our department has to be more diverse than the city's breakdown. That being said, there is room for improvement. The way we speak about certain communities or community-based organizations is not ok and that is a reflection of our moral compass and it needs some re-calibrating.

Q7 Answers

- 2 female Asian women fairly new to the department. Decide to get HR involved in what I cab only describe as bullying. Inferring that I did something out of my role as a supervisor. However, never came out to say this exactly. Called in HR to do the dirty work. In so doing put all kinds of negative information in my personnel file. Causing me a chance for promotional opportunities. All while white balling me although I don't have proof.
- difficulty accessing my work - due to non black security guards denying me entry, being confronted about my 'tone' in interaction with a supervisor from another program.
- AS OF YET. I HAVE NOT

Q7 Answers (1 of 2)

- I have experienced it through subtle micro-aggressions and racial bias toward myself and others. For example, I was disciplined for asking my supervisor a question when he had minutes before agreed with the course of action and subsequently wrote an email inferring that I was not doing my job that could aversely impact my future performance review and opportunities. When I went to Ask him, later my department HR called me in to meet with the representative and was deceptive, first stating that she only wished to speak with me about the incident and then when

Q7 Answers (2 of 2)

I went to speak with her saying that I was being investigated and that she had decided that I was unprofessional because I spoke with a too loud tone. She said that she had interviewed others and they said that I seemed upset. I asked her did others indicate that my supervisor was speaking at the same tone as me and she said yes but I was the aggressor and my supervisor was defending himself.

Q7 Answers (1 of 2)

- While transferring in ADA transfer, dealing with HR (Security clearance, Amy)and reasonable accommodations(Mona) the transition that should have taken a couple of weeks actually took months(even though I had been in this position prior since 2012,as a standby dispatcher/pco) it took from August 2019 to Jan 25, 2020 for this position to go through. My current Supervisors Nestor,Daisy and even Debbie Brothne(former sup.) Were constantly having meetings with HR regarding why it was taking so long for me to get the 1704 or 1705 position which I was qualified for and HR response was they felt I did not have enough experience on a 2way desk radio. Then HR staying that my "A" number would be reassigned because my number was so old.. but I was given my original number. I wondered why my clearance was taking so long so one day I called and spoke to Ofc Davis at the time and he stated my background clearance was complete 24hr after I took it, so I called

Q7 Answers (2 of 2)

Amy at HR and told her that my clearance went through and why hadn't she contacted me, she stated she forgot. And said I needed to come take my picture for SFMTA. But I had to schedule an appointment which was in 2weeks. All this happening and I had just purchased my first home and praying it wasn't a short lived dream. 4 months no income, WC stop paying because they stated my company said I had a job, but I was not working, I asked ADA accommodations (Mona) who was going to cover my income because of what they stated to WC. She stated to me they were not responsible for income . If I'm offered a job I don't have, and I'm disabled, what am I supposed to do. She stated it wasn't her problem. My next statement was "I hope this never happens to you where no one will help. After all this time, I had no financial help other than my grandchild who I cared for SSI payment. Finally after those months of waiting, I started my new position Jan 25th 2020, just to find out HR had filled the original position for me with someone with no exp. He didn't work out.

Q7 Answers (1 of 9)

- I was employed with the CCSF-SFPUC from approximately December 2006 until my medical separation on February 8, 2018. During his tenure with the City, I held only an entry-level 5201 Junior Engineer position throughout various SFPUC divisions for over ten (10) years despite having three (3) academic degrees, two of which are graduate level degrees in Engineering and Urban Planning. (1) I was racially discriminated against in the City's refusal to provide him various training, professional development, and denied promotional opportunities as a Junior Engineer despite him applying to more than 30 positions with the City and County of San Francisco; (2) I was retaliated against in his transfer and wrongful demotion under California common law

Q7 Answers (2 of 9)

from the Field Engineering Division to the Collection Systems Division (“CSD”) within SFPUC’s Wastewater Enterprise (“WWE”) and giving menial work duties despite his credentials; (3) upon his arrival at CSD, I was harassed and further retaliated against by supervisor, coworkers, management, HR staff after I filed several complaints internally within SFPUC and with the EEOC regarding the City’s hiring practices and the harassment I experienced, which led to me to suffer from stress, mental and some physical impairments; (4) upon I going on medical leave in July 2015 and December 2017, the City failed to prevent

Q7 Answers (3 of 9)

discrimination and harassment and failed to provide the requested reasonable accommodation of a transfer to another department within SFPUC despite knowing my affected health and doctor's notes; and (5) I was subjected to threats of termination, bullying, intimidation, constantly harassed, falsely accused, isolated, stalked, lied to, micromanaged, keep under surveillance, unfairly written up/disciplined, termination of employment and medical separation that led to my wrongful termination of employment on February 8, 2018 for discriminatory and retaliatory reasons. The individuals that were either involved in or aware of such mistreatment that I faced at SFPUC-Wastewater Enterprise (WWE) Collection System Division (CSD) and Engineering Division (ED) included my CSD supervisor Douglas J. Lipps and ED supervisor Meei-Lih Lin Ahmad;

Q7 Answers (4 of 9)

WWE management Lewis Harrison, Brian Henderson, Tuamelie "Tommy" Moala, Kent Eickman; upper SFPUC management Harlan Kelly Jr., Kathryn "Kathy" How, Deborah Walters; Local IFPTE 21 Union Representative Paul Kim; SFPUC-Human Resource Services (HRS) Management and Staff (Justine Hinderliter, Rachel Gardunio, Elaine Leeming, Michael Ho, Lori Regler, Dena Narbaitz, Bonita Decker, Charla Welch, Cindy Charan, Julie Chow, Ana Borja Valdes, Anna Owens, Jessica J. Wong, Biran Shah, Stephen Brooks, Carolyn Jones, etc.); WWE-CSD staff (Mabel Chow, Kaumil Parghi and other workers), City Attorneys (Joseph M. Lake, Kenneth Walczak, Boris Reznikov, John Cote, Kate G. Kimberlin);

Q7 Answers (5 of 9)

SFPUC Communication staff Kesinee Yip and Michele Peters). Also faced such mistreatment while working earlier at SFPUC in Construction and Engineering Management Bureau from Patrick Lau, former Section Manager of Pipeline Group who was micromanaging and harassing me and other Black and Latinx coworkers and denying us promotions, professional training, and resource materials (books) to prevent us from educational growth, being competitive and from us doing our work effectively and efficiently while providing benefits, training and promotional opportunity to his fellow Asian American workers.

Q7 Answers (6 of 9)

I also witnessed or aware of other African American employees' mistreatment by the hands of their peers, supervisors and management in denied promotional and training opportunities, harassment, retaliation and other forms of systematic racism in the hands of various City officials and I was willing to testify to support folks who have been marginalized and mistreated. ✓ I and other employees are treated different than employees of other races and notice excessive or accelerated discipline. I received and noticed a higher number of Written Warnings, Suspensions and

Q7 Answers (7 of 9)

Terminations for Black people than non-Black employees. ✓ I and other employees have been passed-up for promotions (i.e., executive/management, supervisory, and professional positions) and training opportunities, while non-Black people are experiencing promotive opportunities with higher paid (i.e., over $60,000 more) in cases where it was clear that Black candidates could have potentially been promoted because they were more qualified than the non-Black candidates. ✓ I was not allowed to apply for or use my annual MOU training allotment monies for trainings or given training via departmental budget while non-Black staff are encouraged and allowed to do so.

Q7 Answers (8 of 9)

✓ I noticed that non-Black staff are appointed at higher steps and/or ranges (A, B, C), while Black staff are typically appointed at Step 1/Range A or remain at a certain or the same step level positions (i.e., laborers/service workers and administrative/clerks and non-managerial or non-executive/ professional level).
Ongoing bullying by management, supervisors and peers (Black and non-Black) are directed at you and other Black employees, leading to negative employment experiences for Black employees overall within your unit. Furthermore, when I attempted to address the mistreatment, discrimination, harassment, retaliation, macro-aggressions and micro-aggressions associated with cultural anti-Blackness. Examples of the ways

Q7 Answers (9 of 9)

in which this occurs include: ✓ Isolation ✓ Mistreatment ✓ Oversight and surveillance ✓ Getting pathologized and labeled (i.e. problematic, not a team player, difficult, defensive, angry, aggressive, hostile; and many other White supremacist-oriented stereotypes which are used as weapons to further victimize us) ✓ Not being hired for jobs or given certain work assignments ✓ Loss of potential promotions or the ability to promote ✓ Loss of pay or the potential for increases ✓ Higher severity of Disciplinary actions/adverse employment actions Note: I also informed the Mayor London Breed and PUC Board of Supervisors Sophie Maxwell of my mistreatment at SFPUC and I am waiting to hear back from them so we can discuss further.

Q7 Answers

- DPW yard is corrupt the people in building A .
- While working for Child Support Services (05/2004 - 08/2018), I tested for an 0922 position, where I ranked Number 1. From that eligibility list, I was passed over for a promotion multiple times although I exceeded the qualifications and performed exceedingly well in an 0922 Acting Manager capacity. I was told by the Director that I would be hired into the position, however, she selected a white woman from outside of City employment who ranked 10 on the eligibility list. The Director is AA female and her managers are also AA females. I was told that DHR pressured the Director into selecting a non-AA candidate to fill the position because the leadership in the department was overwhelmingly AA.
- I was at a fire with Chief Juratovac who is a female and hold the rank of H50. She knew that I liked to take pictures and after the fire was over she asked me if I would like to go inside the building to take pictures. I replied yes and proceeded inside. Days later I learned that she wrote me up for taking the pictures and said that I “compromised the investigation”. I received a “Oral warning from the Chief of Dept” from Joanne Hayes White (White female COD) which violated the MEP. I was disciplined without any investigation. This is significant because quite a few times Chief Juratovac has had her white, male operators take pictures on scene and they have never been disciplined.

Q7 Answers

- 1. I have been ridiculed because of my natural hair by Deputy CFO Charles Perl and CFO Eric Sandler for the smell of the product I used. The product was commonly available at Target. The deputy CFO and CFO are both middle aged white men. 2. I believe I was discriminated on the basis of my age and race in seeking a promotion within SFPUC. The successful candidate was a white woman from the Mayor's Office.

Q7 Answers

- During my annual evaluation, I've told been by a white manager in (BUF), that the look on my face during meeting is inappropriate, I've been told by a white manager (in BUF) that I'm not approachable, I have physically assaulted in the work by a white coworker and reported it, and nothing was done, the EEO letter that was sent to me say no findings. For the past four years I have been continuously left off emails from white managers (in BUF) that would go to other managers/supervisors at my level would receive. The year 19/20 I did not have an evaluation or check in at all. There are four divisions in BUF two white and two black and there are treated very differently with training and supportive services from white management. During contract negotiations (Carol Isen) did not give my classification a raise out of a group of specialist, all the other specialist were white and received a pay increase.

Q7 Answers

- I was told by my former Department Head (Anne Kronenberg - retired) that the Deputy Director of Administration and Support, William Lee, had expressed to her his bias towards me... something to the effect that he did not feel I was capable of or as good at my job as someone else would be solely because I am Black. I reported this to DHR EEO in a complaint in 2018. I have a pending complaint filed earlier this year which I am unable to disclose at this time.

Q7 Answers

- The manager, enforces a created "policy" to go to the field within 45 minutes. She walks the hall asking the black workers if they are going out, bypassing doors of the non-black workers. I documented this harassment eight times from September 2019 until March 2020 when we were deployed as DWS. I was written up for signing out early to take the shuttle provided by DPW to transport employees to BART after work. This write up specified I was AWOL for leaving early, but there were four of us on this shuttle. I have heard of other black employees on the team being singled out for getting coffee in the city car, but the driver, who was non-black, was not addressed. We had a new, non-black member on our team who told me on August 22, 2019 that she was told not to speak to us and the manager referred to us (three black ladies on the team) as her drama.

Q7 Answers (1 of 4)

- I am the first African American woman to be registered in the port of San Diego. 2007. 2020 I am the only registered class A. The racist was overt since my beginning in 1999 as an unidentified casual. I work my other job as a Chief Purser for United Airlines. I retired from United in 2007. After receiving my Class B registration status. Ongoing issues, like being passed over for training. Requested training for crane myself and two other class A registered women were passed over and two class B men were trained. In the last two elevations for clerk status, members who did not meet qualifications were elevated. I don’t look like these people. During my two terms as Secretary Treasurer.

Q7 Answers (2 of 4)

- The first-year bookkeepers I hired discovered undisclosed Loans made with Pacific Maritime Association. The membership had been paying on a loan that they had no knowledge of. Until I disclosed this information at a Stop Work Meeting.. It was group of individuals liable Past Presidents Jerry Shipman, Current President, Anthony Soniga, Past Chief Dispatcher John Ryan and Vice President Raymond LEYBA. A core group of members who were manipulating the union finances to benefit their core group. I was

Q7 Answers (3 of 4)

a person who reached out to other union leaders for assistance. This was unacceptable for these group of individuals who had mind control over the masses. So the witch hunt began. I was subjected to a grievances over 100 initial complaints found guilty . Whereby I was later cleared completely by the Department of Labor. All my files as Secretary Treasurer were destroyed intentionally. What helped me was me saving all my receipts in my email when purchases were made. I was subjected to being removed from various arenas I was participating in for the union. I was banned from running for office for 13 years. Although what I was accused of by the grievance committee was unfounded. I have documentation to support my claim. I was physically attacked at a

Q7 Answers (4 of 4)

Stop Work meeting last year August 8th 2019. From a person seated on the other side of the dispatch hall. Reason being is that night I took a stand from allowing all the name calling and demeaning verbal attacks. So I was lashed out at. To only have a grievance wanting me to admit guilt in something I didn't do. Videos and audio of the incident was not allowed. My witness was not allow to testify at the International Executive Board. This was the final arena to exhaust the union machinery. Now the Department of Labor is conducting their investigation because my rights under 610 of the LMDRA were violated. Met with the International Executive Board on June 18, 2020

Q7 Answers

- Performance Plan and Appraisal Reports for example, over the past 24 years do not accurately reflect my work as an Black male clinician (Clifton Hicks, PhD, LCSW). My rebuttals are ignored. Most recently (past three years), Appraisal Reports have included inaccurate responses, omission of facts, ethical violations, and violation of SEIU Union Agreements/Human Resources protocols. When these items are highlighted for correction by director/supervisor, they refuse to do so. Ines Betancourt, LCSW, (Latina/female) Director of SECFTC and Josefina Juarez, LCSW, (Latina/female) Supervisor/Assistant Program Director SECFTC have been responsible for writing my most recent Appraisal Reports 2017, 2018, and 2019.
- In Public Works the treatment of staff is not consistent across the board. We are held to different standards. We as in African Americans, who are in supervisor or manager position have to work harder and hold people accountable when our co-workers who are in the same positions do NOT. We are held to the policy's and others get passes.

Q7 Answers

- Early in my career I was racially discriminated by my White Supervisor that was upset because my Chief Probation Officer granted me time off during work hours to take care of vehicle that was hit in our parking while parked. My White Supervisor got in my face started screaming and shouting at me with saliva spraying out of his mouth into my face while others looked on. I walked away and filed a harassment complaint with the Juvenile Probation Department and it was buried until the statue of limitations had passed. I tried to file a grievance with my union and I was told there was no grievance process and they left me in a hostile work environment for over two years and when I finally went out on stress because I could no longer take the mental abuse they approved and the denied my stress claim. Nothing was done to my supervisor until he did it someone else then they let him retire. Still no consequences.

Q7 Answers

- In many ways being treated as though you have no inelegance, racist speech, being treated with disrespect, not being treated the same as others around me, denied primitive opportunities and the list goes on.
- My manager constantly uses perceived Black idioms when talking to me and other black colleagues. "mo betta," "girlfriend," "I'se tired," and "miss thing" just to name a few. She and many other people in the office (both white and non-white people of color who are not black, especially Asians) are extremely rude and condescending. See us (blacks) as inferior, stupid, and generally as the help.

Q7 Answers (1 of 4)

- I've witnessed a Black librarian, Naima Dean, be marginalized and undermined within our system because she asked questions that deviated from the ideas Christy Estovitz has, specifically on the Summer Learning committee. The last year Naima was on the committee she commented that one of the prizes offered should not be a badge because of the history of racial oppression Black people in particular have faced the police. While Christy heard her out, she was not invited back the following year. Christy does not like her views to be challenged. Christy has 3 Latina women leading system wide initiatives for the library. They act as her avatar into the Latino community.

Q7 Answers (2 of 4)

- Christy generally takes credit for a significant portions of the physical and emotional labor they due in part, because they have deep roots in their respective communities. I worked for almost 4 years in the same division as Christy Estovitz and while she's very good at virtue signaling, her professional life is rooted in White Supremacy. And because she's the Youth Engagement Manager and youth services looms large in most public library systems; she's been allowed to create partnerships and initiatives that in no way supports the needs of Black and Brown youth within SF.

Q7 Answers (3 of 4)

For example, several of the partnerships created, such as with Tree Frog Trek and Chronicle Books were created centering the needs and desires of her white child, with little regard for youth of color. There's a pervasive view that creating programming specifically for Black and Brown youth is reverse racism. Chronicle Books has a poor selection of titles for youth of color. Selecting a book and artist whose drawing will be used in marketing Summer Learning is always a big deal. The last time an artist of color was selected was 2016 because Chronicle Books published Christian Robinson's Last Stop on Market Street. Since then all the illustrators have been white. When I raised the possibility of

Q7 Answers (4 of 4)

working with Lee and Low or any publisher representing more illustrators of color, I was told the library was happy with Chronicle Books. Christy has an outsized influence regarding partnership with SFUSD. In my opinion, our partnership with the district is thin and mostly consists of distributing library marketing materials to various schools. When there was an opportunity for youth librarians to provide greater bandwidth to the Free Ortin Gillingham structured literacy program, she declined to have it included in the PPARs for youth librarians, and was allowed to do so. If it's not an issue for her white son, it's not an issue. This would have been a fantastic opportunity to better support the district in ways that are mutually beneficial but she prevented that from happening.

Q7 Answers

- I’ve seen Fisher and Mike White request time come in above and be denied while Mike Kelleher and several White 9152’s were brought in at top step.

Q7 Answers (1 of 2)

- I have experienced and seen people have a group of employees purposely pick on an employee to see how much they can take, try and report me as awol, late, or call their supervisors because they are personally don't like them or push an overflow of the task to see if I would just quit or complain. creating unnecessary stress. A majority of the people I worked with when I first started, were hired because their father was a supervisor, their godmothers are managers/supervisors, their husband or daughter in law is employed. I TRIED to join the education program that had to help employees progress through city college. I was asked

Q7 Answers (1 of 2)

if you have a degree why do you want to join and was given a hard time from the Jason Yamamoto, DHR Talent Acquisition and Development Manager... I tried to finish the program and only made it through a year before he started to treat me differently and rude. He asked me why, if I have a degree do I need to be a part of this program?" I told him I wanted to find a better way to be promoted. He seemed to not be welcoming or inspiring and I also noticed that there were no black people in his group or from my department. The program was not even promoted to our department, I found out from another employee. I was also, treated unfairly from my co-workers that are non- black.

Q7 Answers

- I have been demoted under the pretext of reassignment, when no one else in my unit have ever been reassigned two grades. I have excluded from opportunities others have been given. Never been acknowledged for my achievements, and I've watched and participated in the celebration of the achievements of others.
- SFMTA doesn’t like promoting African Americans. I don’t like using the race card but if the shoe fits wear it. They don’t look at Black Operators as human beings and the majority of African American Operators I’ve spoken to feel this way. For instance, most of us don’t live in the city so we have to commute into work and some of us start before Bart is open. Which means we’re driving our personal vehicles to work. Why would they install metered parking (2hour limit) around certain divisions and get rid of parking around other division in favor of bike lanes? That makes no sense to me but they do that because it affects a lot of African American Operators. I feel like that’s their way of trying to force us out of a job, by making things more difficult.

Q7 Answers

- I had a situation where me and a White co worker disagreed on a topic. He became angry which puzzled me because we were simply talking, and I simply stated "this is what I believe" the subject matter did not deal with race, sex or gender or politics for that matter so his anger confused me. He latter went over our direct supervisor's head and spoke with the medical director about our conversation. I latter find out she was ready to simply write me up with out even speaking to me. With out even trying to get me side of the story this guy presented. If it wasn't for the buffer created by a person of color I may have gotten that write up
- The denial of the opportunity to interview for a promotion

Q7 Answers (1 of 2)

- Recommendation for process ignored. Asian male & White male make same recommendation & it is adopted/welcomed. 2. Provided documented regulatory proof that section legally entitled to revenue. Asian female manager said I was wrong. Erroneous recommendation by Latino male w/out experience in the field accepted resulting in revenue loss. 3. Provided evidence of regulatory requirement re: vetting staff & various examples of how issue could be addressed. Supervisor accepted recommendation of White female with no experience in the area & no proof to support her position. 4. Supervisor automatically accepted performance complaint from South Asian female manager w/out discussing matter w/ me. Issue sent to HR. I provided

Q7 Answers (1 of 2)

documentation indicating that performance issue did not exist. HR concurred 5. South Asian manager mentioned not understanding why I was not performing as expected because I am intelligent. Assumption is he/she did not expect me to be intelligent. 6. There is also the silent treatment. Specifically important matters are raised in emails w/ rational & impact on services....they are ignored. No reply to potential meeting dates. It is a form of marginalization. At times there may be a request for a matter to be raised w/ upper level staff to begin work on an objective/project listed in staff's annual goals, yet manager does not lay groundwork by approaching upper level staff.

Q9

- If you identify, present as, or society recognizes you as something other than Black (i.e. White, Middle Eastern, Southeast Asian, East Asian, etc.) and you consider yourself an ally of Black people; invested in anti-racism and/or racial equity work, please answer the following statement: Please describe how have you experienced and/or witnessed Anti-Blackness (anti-Black racial bias and racism in your department? Please be as descriptive as possible. Include names, titles, race, gender and sex of all parties involved. If comparing to another situation where the outcome was different from someone of a different race, please provide details (name, race, title) of that situation also.

Q9 Answers

- Exclusion, engulfed in racial disparity. Who would have thought that I a product of this city, a great teacher and strong family advocate who was groomed by my department to thrive, blossom and be successful. I encouraged and inspired many, as a mother I proudly earned my AA, at City college, transferred, gained my B.A., and due to my growth and advancement I was considered for a lecturing position at ccsf, that was later denied me, due to politics, as told to me by my mentor. Yet, I will say no more, I have been incriminated enough, have suffered grave consequences and as a highly qualified Spanish Bilingual/Bicultural, Early Childhood Educator with an M.A., in Education. I will not name names, as I am still struggling to find a job, and put food on the table. An outcome very different then that of my white colleagues or a token black who were offered promotions in front of me. This is systemic oppression to the fullest!

Q9 Answers

- I identify as Asian/Pacific Islander. I have not experienced/witnessed Anti-Blackness in my office and department.
- Being biracial (half black and half white), people may let down their guard and make comments about black people that is anti-black. Our country has a poor education system and this process is the start of getting it to a point where people genuinely understand the differences in race are extremely minimal.

Q9 Answers

- lack of blacks in middle and senior management despite history of talent in front line staff; lack of an affirmative department effort to develop a pipeline of black talent into middle and senior management despite an implicit effort occurring for whites
- All day every day
- Frequent derogatory remarks from some white and Hispanic co-workers. Comments “made in jest”, but not funny. When involving Latinos, it would often occur in Spanish. These clown assuming modify understanding their shit talk.

Q9 Answers (1 of 2)

- The SFPUC Finance department is ground-zero for anti-Black racial bias and flat-out racism. I've witnessed this through SFPUC Finance's senior managers and leadership who have not promoted or HIRED a single black person since I've been there. Not one. Many have applied. The black accounting clerks who are very hard working, intelligent and experienced have been told they can't get promoted because they lack a college degree. But there are people who come from abroad with foreign degrees from foreign universities which do not adhere to US accreditation standards - who are still able to get promoted because of their "degrees." Why doesn't 30 years of experience and expertise count? Why aren't they encouraged by Eric Sandler, the CFO, to take the courses they need to get promoted? Why does Eric refer to

Q9 Answers (1 of 2)

the black accounting clerks as "complainers"? This should be targeted for review and investigation. When the City transitioned to PeopleSoft, the accounting clerks were the only ones who tried to make it work and warned of issues in payments - Eric refused to take them seriously or listen to them. He never engages them and has accounting supervisors take away their portfolios for no reason. He had Juliet Ellis's accounting clerk switch with someone else because her computer may have been "too visible" and people were seeing what was paid. Bit of a rumor, but it came across as retaliation of some sort. He treats the accounting clerks like they have no expertise. For a clear case of racist hiring practices look no further than SFPUC Finance and Business Services, headed by Eric Sandler the CFO. He is coddled by Harlan Kelly for many reasons.

Q9 Answers

- Nancy Hom Chief Financial Officer Female Chinese Vivian Chen Female Chinese Operations Finance Supervisor ,Evelyn Diolazo Female Filipino Accountant 1657 These people have shown racial bias towards members of African American employee staff members. They have discriminated by showing non inclusion in promotion opportunities Due to age and race and have Discredited those African American employees called them trouble makers and played down their relevance's in the department.
- I watched my former supervisor, a PhD-holding man who happened to be Black and our program director at the time, become increasingly disengaged with his role after receiving little positive feedback or praise for any of his work. He often said he felt he was micromanaged in many ways yet not supported in others, due to a failure to build a meaningful relationship with him where his needs were elicited and heard. He has since left his position but I hope he may complete this survey to share his own experience in more detail.

Q9 Answers

- As a Manager who is mixed, when one looks at me they would not think I am a African American, I am African American and of two different Indian heritages and bit of other cultures. With this being said I have been walking in the hallway of Building A and managers will not speak, saying good morning, hello etc. in passing or at meetings, but when DDO and Director is in hallway or meetings with staff then managers will speak, yet on a day to day basis they will not speak. I have noticed when in meetings upper managers meetings when I am with my staff they will acknowledge me and not speak to my staff who is darker. At first I did not notice this until it was brought to my attention, and I began to take notice and it is true. Supervisor II's are held to different standards, meaning the Privileged white race, get passes on due dates and the African Americans get disciplines yet the other race do the same thing and don't get disciplines and have a record of there behavior. I hold everyone to the same standards yet when the same white person is under a white supervisor he is not held to the same standards. It is very unfair and the disheartening part is I really believe they(my boss and her white staff at my level) don't believe they are racist, yet all supervisor African Americans feel they are racist.

Q9 Answers

- I've seen some African Black men be called in for attendance issues, some with FMLA while people of other ethnicity and worst attendance never get called in for meetings.
- mainly the races that are doing this are Filipino, white, (Jewish), and of Latino descent. ADA Hallie, white is trying to work on the worker comp employees or temporarily disabled by asking them to take personal leave and reporting it as a routine form. They are attorneys and know what they are doing. They are trying to make employee quit or setting them up to lose their jobs.
- Overall treatment of African American has been different. Name calling the word "Nigger" was a person slang for those who were not of color. Black men were lied on given unnecessary time off because of a racist person Marcella Calderon who the Welfare Officer she didn't like This older man and wanted him removed from the waterfront. They were trying to deregister this guy for a trumped up bullshit charge. When I intervened to assist the dynamics changed. I have countless stories (personal).

Q10

- How are White Supremacy norms impacting your ability to function healthily and contribute wholly at work (Please refer to the tenets of White Supremacy Culture as described in the Dismantling Racism Workbook)?

Q10 Answers

- I have not experienced or witnessed the White Supremacy norms listed. Please note, I have been with ECN for 1 year and 6 months of that was working from home due to shelter in place.
- White privilege and abuse through power imbalance! As a PST I was looked down-upon and judged; while in the same breath my skills were needed, sought after, highly regarded and required to add that extra first-hand knowledgeable piece. Yet, still a minority voice no matter the expertise. In other words my circumstances, education and background differentiated me from others and were used for profit without any compensation or credit and not respectably, even though it made them look good.
- White supremacy is not a factor in my workplace, but anti blackness is. and it is coming from upper management and permeates the whole dept. with its stench.

Q10 Answers

- My initial Covid Command Center assignment was embarrassing and degrading as I was regulated to duties below my educational accomplishments, skills and work performance.
- Internally, this is not an issue. The private sector I work with, is possibly the most anti-black of any sector we focus on at OEWD and is a constant challenge.
- I am not sure. But would like to learn more about this and explore it further.
- I feel we are still trying to overcome white supremacy within our communities. As most of our participants are minorities, they are facing tremendous challenges due to systematic and institutional racism.

Q10 Answers

- Ignoring of Black people being killed in the streets everyday by police or people with guns. As the Health Department why isn't this being looked at as a Public Health issue and placed on an agenda to be addressed as a department? Health disparity? Isn't that what this is. As a Black employee you have to continue to struggle to get through a work day while watching all these murders of your people, kin are being shown on TV? Does anyone ask you how you are coping? Do you need some time away? Nope. Because you are thought of as essential in this case. You must come to work and help during this Covid-19 crisis. In regards to your health, well being, coping mechanisms... you'll have to figure it out on your own. The Health Department doesn't see you as valued either. Almost like the justice system, but in another way. White matters above all else. I don't see the Health Department posting signs that say Black Lives matter?

Q10 Answers

- I'll describe my interactions as it pertains to the union and dealing with management. My white counterpart seems to only want to deal with the whites in management even though, they just kick the problems to lower management (non-whites) to handle.
- It's difficult to trust management because they don't seem to take concerns regarding racism or prejudice seriously.
- White culture has the ultimate thought of supreme privileges that seem to surpass anyone that's not white. Some are subtle some are not

Q10 Answers (1 of 4)

- little appreciation expressed among people for the work that others are doing; appreciation that is expressed usually directed to those who get most of the credit anyway • continued sense of urgency that makes it difficult to take time to be inclusive, encourage democratic and/or thoughtful decision-making, to think long-term, to consider consequences. the organizational structure is set up and much energy spent trying to prevent abuse and protect power as it exists rather than to facilitate the best out of each person or to clarify who has power and how they are expected to use it • because of either/or thinking (see below), criticism of those with power is viewed as threatening and inappropriate (or rude) • people respond to new or

Q10 Answers (2 of 4)

challenging ideas with defensiveness, making it very difficult to raise these ideas • a lot of energy in the organization is spent trying to make sure that people's feelings aren't getting hurt or working around defensive people • white people spend energy defending against charges of racism instead of examining how racism might actually be happening • the defensiveness of people in power creates an oppressive culture no understanding that when there is a conflict between content (the agenda of the meeting) and process (people's need to be heard or engaged), process will prevail (for example, you may get through the agenda, but if you haven't paid attention to people's need to be heard, the decisions made at the meeting are undermined and/or disregarded) decision-making is clear to those with power and unclear to those without it • those with power think they are capable of making decisions for and in the interests of those without power

Q10 Answers (3 of 4)

- those with power often don’t think it is important or necessary to understand the viewpoint or experience of those for whom they are making decisions • those without power understand they do not have it and understand who does • those without power do not really know how decisions get made and who makes what decisions, and yet they are completely familiar with the impact of those decisions on them those with power feel threatened when anyone suggests changes in how things should be done in the organization, feel suggestions for change are a reflection on their leadership • those with power don’t see themselves as hoarding power or as feeling threatened • those with power assume they have the best interests of the organization at heart and assume those wanting change are ill-informed (stupid), emotional, inexperienced people in power are scared of expressed conflict and try to ignore it or run from it

Q10 Answers (4 of 4)

- when someone raises an issue that causes discomfort, the response is to blame the person for raising the issue rather than to look at the issue which is actually causing the problem • emphasis on being polite accountability, if any, goes up and down, not sideways to peers or to those the organization is set up to serve • desire for individual recognition and credit the belief that emotions are inherently destructive, irrational, and should not play a role in decision-making or group process • invalidating people who show emotion • requiring people to think in a linear (logical) fashion and ignoring or invalidating those who think in other ways • impatience with any thinking that does not appear ‘logical

Q10 Answers (1 of 4)

White Supremacy norms are impacting my ability to function healthily and contribute wholly at work when (1) my CSD supervisor and management lied to me about my unethical transfer, work duties, constantly changing the work demand and pointing out how my work demand is low or inadequate when I know it was not; (2) coworkers talk about the inadequacies of my work and health without ever talking directly to me and trying to resolve the issue at work; (3) supervisor and management creating a hostile work environment/ conflict and lying to other individuals about my performance; (4) inaction by management, HR and the Local IFPTE 21 union rep. and failure to properly investigate my many complaints of discrimination, harassment and retaliation at SFPUC WWE-CSD & ED; (5) management wanting to maintain a certain power structure and support of systematic racism and suppress or punish those individuals that challenge the establishment;

Q10 Answers (2 of 4)

(6) there was a clear intent or bias decision made by those in power to "buck break" my spirit and/or get rid of me and people like myself that fall under a protected group/category by making my life at work uncomfortable and miserable by giving me menial work duties to suppress my growth, threats of termination, bullying, intimidation, mob-like mentality, constant harassment, false accusations, isolation, stalked, lied to, micromanaged, kept under surveillance, unfairly written up/disciplined, termination of employment and medical separation that led to my wrongful termination of employment on February 8, 2018 for discriminatory and retaliatory reasons; (7) failure to prevent discrimination and harassment; and (8) failure to provide

Q10 Answers (3 of 4)

the requested reasonable accommodation of a transfer to another department within SFPUC despite knowing my affected health, my suffering and provided doctor's notes. The hostile work environment that I experienced at WWE affected my overall health and led me to go out on medical leave twice from work in both July 2015 and again in December 2017. I suffered and continually suffer from stress, depression, mental and some physical impairments (i.e., neck and back pains), which affected my overall productivity such as trouble sleeping; restless; nightmares; eating; loss of appetite; memory loss and forgetting things; trouble concentrating, difficulty thinking, speaking and focusing; chest and stomach pains; muscle tension; tension headaches (head pains); feeling unproductive in performing daily life activities like difficulty in maintaining a routine or performing basic activities (i.e., shopping, communicating, daily chores, exercise, etc.); feeling isolated at work; changes in mood/frustration on how

Q10 Answers (4 of 4)

I was unfairly and constantly been mistreated; little interest or pleasure in doing things (decreased motivation); feeling down or in despair/hopelessness; loss of social interaction or social anxiety/withdrawal and not wanting to socialize or be around people; fatigue (tiredness); diminished energy; feeling alone and not supported; reoccurring migraines; hypertension and much more. Overall, it took a tremendous toil on my health and was a burden on me socially, mentally, emotionally, physically, and financially. The cultural ideal was established to oppress, disenfranchise, demean, invalidate, surveil, diminish, minimize, degrade, kill and otherwise harm black and brown people of African descent mentally, emotionally, symbolically and physically through political, economic, legal, educational, religious and social means." Ultimately, systematic racism and white supremacy has not changed and continue to exist for over 400+ years in every facet/aspect of the American infrastructure, sector and culture.

Q10 Answers

- makes it hard to write tickets on some vehicles
- I am often asked to smile and I am the only Black female on the Board of Local 798. Many white men call my President to say that I should smile more and be more “approachable”. They do not do this to my other white, male counterparts. If I state facts or stand up for what is right they say I am “angry”, “emotional”, or a “bitch”. If I was a man I would strong and confident.
- It makes me lose faith in government and public service. And it's embarrassing to work for the SFPUC right now anyways. But the real scandal is how Harlan Kelly traded on the fact he's black publicly when it was convenient and did nothing for the black staff within the SFPUC, especially those under his scandal-plagued CFO, Eric Sandler.

Q10 Answers

- The standards are different for black employee at work in my division, the important information is not shared with black staff members from white management in my division.
- It has caused problems functioning productively.
- When meeting with the leadership at the SF Juvenile Probation Department, I straightened my natural hair. I have no way of knowing what the outcome would have been had I not straightened my hair, but I did not want to take any chances.
- Ruins the whole concept of unity/ teamwork.

Q10 Answers

- Before being deployed DSW, we were operating in the dark with no vision, no mission and no performance plan. Any questions regarding plans for our program were met with defensiveness All "policies" were made up and did not go through approval with our union, including signing in and out and going out to the field within 45 minutes of arrival daily. The inability to control our day and requirement to be in the field did not allow time needed for the research and administrative tasks involved in this job classification. Three Public Information Officers were called back from DSW, two were allowed to stay deployed thus far. The three called back have been subject to power hoarding, as we are not able to work in our 1312 capacity and sit daily with no plan direction. Prior to Covid-19, they attempted to pressure us to write a set number of incidents daily. The request resulted in several weak enforcement in order to reach their imposed quota.

Q10 Answers

- My work experiences have been such that I have needed to take disability leave to manage the stress.
- It’s difficult. The stress causing weight gain, having to be on guard. Constantly staying ahead To out think with regards to protecting my self from the ongoing antics. It’s trying and taxing.

Q10 Answers

- Perfectionistic: e.g. in one of my Performance Plan and Appraisal Plan in the section related to my reputation in the community, the director highlight "type-o" on a letter I sent to clients. There is no section on Appraisal Reports for type-o nor did she address my reputation in the community which is excellent Sense of Urgency: e.g. director walks into my office because of an "urgent" matter or because it is convenient for her to do so, repeatedly; use of my personal cell phone by director when I am on vacation and when a client arrives for session under the guise of an "emergency" Defensiveness: no response, lack of understanding and/or denial from directors/supervisor when confronted by their cultural bias and/or micro-aggressions Quantity over Quality: e.g. director/supervisor demands annual updates be complete on time rather than focusing on meeting the needs of the clients Worship of Written Word: Yes/No. Even when in writing e.g. a written rebuttal, the written word still goes unaddressed

Q10 Answers (1 of 2)

- When a African American is in a supervisors training and a new Manager coming into BUF says out load in a training that he didn't know that Latinos are smart enough to be professors until he when to college and saw a Latin professor. No trainer in class said a word to this disrespectful talk, tells us this behavior is okay . I encountered a White manager, I was following the chain of command when I was acting as Assistant Superintendent but my permanent job was over the cement shop as the supervisor II. I went to his office to inform him that I was helping the acting Supervisor II with an issue. He got really irate, yelling that he didn't need my help and what did I think I was doing, if it is a problem, he will deal with it. He has no construction experience dealing with concrete coming in to DPW. All while

Q10 Answers (2 of 2)

he was pointing his finger in my face being disrespectful. I told him if I had a problem then I would be next door at HR dealing with your behavior. He told me to stay away from the cement shop because they didn't need my help. I reported this to HR Cris Lui and to the DDO and they both acknowledged he was racist, and that they would talk to him, nothing was done. If I behaved in that manor to a white Superintendent I would have been disciplined. I also witnessed at a funeral this same manager talked bad about his senior secretary who is African American to a 9916 (Indian Pakistan)who he thought was loyal and he came and told all of the cement supervisors what he said about this senior Secretary. This same manager over the years has treated her like crap and she continuously deals with his behavior.

Q10 Answers

- In many ways and in every way. Feeling unwanted and it is blatant, training opportunities being set up to fail. Being moved around with no explanation. Racist reactions when I put by black grandkids on the wall of my office someone when I was on leave breaking the frames and removing them with no notification. And the list goes on and on.
- By the obvious favoritism the white co-worker received and the training opportunities that was afforded to her to receive a promotion over the black employees that she came after

Q10 Answers

- I felt very unsupported by my supervisory relationship during my first two years in my current role, which also happened to be my first two years as a post-Master's clinician. My supervisors were all white women who were indoctrinated into white supremacy culture in a serious way. I struggled most experiencing the perfectionism, quantity over quality, and sense of urgency Tema Okun describes. Furthermore, despite trying to name these issues in supervision, I was often given the message that "we don't have the time/resources to change that". Or, perhaps worse, even if I was "heard" by one supervisor, my other - more immediate - supervisor would continue to entrench these ideals through her non-verbal communication and actions in the small office we shared. This led to intense stress at work due to high caseloads and too little staff, feelings of depletion and inadequacy, constantly questioning my decisions leading to less confidence in my clinical interventions, and poor relationships with new colleagues due to lack of social connection and support at work for so long.

Q10 Answers (1 of 2)

- perfectionism: my manager gets all of the accolades (and the paycheck) for her work that I do. I do ALL of the heavy lifting and backend work for her job, while she does the forward facing things that make her look like she is doing everything. She also does a lot of backbiting. She is the manager of two of us in our division. She frequently and often talks about one of us to the other. defensiveness: my manager takes any sort of comment or observation I make about racism, equity, or anything along those lines personally. She has told me several times that I wasn't "being nice" when I made a comment. She has made mention of someone showing a passion for changing the rampant anti-blackness that plagues the SFMTA as being "too emotional"

Q10 Answers (2 of 2)

and has implied that it makes people "uncomfortable." She has also said this about my facial expressions. She is more concerned with "niceness" than she is with the problem. fear of open conflict: as I stated under defensiveness, my manager equates the raising of difficult issues with being impolite, rude, or "not nice." right to comfort: my manager equated someone calling her fat once, to my being an African American, Muslim woman. She often tries to make two things that are not the same equal and often says "we all have privilege," which is relatively true, however, equating individual acts of unfairness against white people with systemic racism which daily targets people of color daily targets people of color is absurd.

Q10 Answers

- The fact that there are few Black staff impact our ability to create structures to radically change WSC within our library. Community Programs and Partnership division replicates WSC, specifically perfectionism, quantity over quality, paternalism and power hoarding. Many of the programs promoted by the division are cosmetic. For example, the majority of the literacy work promoted is inadequately addressed the poor reading outcomes for Black and Brown students. Instead of doing the hard work of ensuring every children's librarian was trained in our Free Ortin Gillingham reading program, a structured literacy approach to reading instruction, the program no longer has a program

Q10 Answers

lead so families are unable to take full advantage of this offering because the skilled librarian who started the program left due to lack of institutional support. This would have been an excellent program to train and support after school provider, which was a part of my PPAR. With the program lead gone, I'm left the determine other ways to create a bridge to Black families wanting to ensue their children read well. The summer learning program de-emphasizes reading, something Black and Brown children need emphasized during the summer months. Instead the library has created a summer program comprised of events appealing to middle to upper middle class families.

Q10 Answers

- I’ve started looking for other places to work, even outside of the City and County of San Francisco. The way SFMTA treat African American Operators makes me feel like I’m just another number. They’re quick to add anything negative into your file to prevent you from a promotion. When I became an Operator over 9 years ago, we had a class of about 40 and in that number, we had 4 Caucasians, 3 of them are now Supervisors. Not one African American in my class, is a Supervisor and some of us have ranked on the eligibility list with really high scores (I’m one of them). I had high expectations when I first started now I don’t enjoy the job at all, there’s nothing to look forward to. I feel that as an African American working for SFMTA, you’re skating on thin ice. Any confrontation whether it’s your fault or not, they’ll try to discipline you. They make up the rules as they go and something has to change.

Q10 Answers

- I notice Black workers are looked upon as irresponsible or inept when I full well now White and other non-Back employee's are so far behind on their work but it feels like we are singled out for these types of things even when our work is actually in more order
- We need to remember that some departments have a hierarchy- SFPD, SFF, DPW (engineers vs non-licensed staff); DPH (doctors, nurses, money staff, support staff (top tier-work inside not w/hands) & support staff (laborers). The way departments are organized creates a caste-like working place. That muddles racism w/ who is legitimately allowed to be the 'expert' & who can approach whom & how on what topics.
- It puts a divide in the work group.
- Our managers are not supporting us and allowing us to be removed because they need bodies, not actually looking at or expertise, history, or seniority. they don't care. They don't respect us a black woman or an educated woman.

Q11

- What are some examples of the ways in which your situation has impacted your ability (or inability) to function mentally, emotionally and physically; and/or be as productive as you could be (or used to be)? Please provide examples.

Q11 Answers

- The loss of opportunity, through defamation, disgrace, and shame have destroyed my life, I didn't expect a continuation and thought this would be my well deserved second chance. Instead my education and reputation were useless, even after having proved myself. It broke my spirit, and paralyzed my brain; it's like being cut off at the knees and left there without a life line. I almost wish I could return my degrees, my debt is monumental. I can't even start paying off my student loans, which as a public servant some would have been dismissed. All no thanks to this woman who caused so much destruction and remains commissioned, while I continue to suffer: https://www.sfexaminer.com/news/educators-past-questioned-with-unorthodox-discipline-blamed-in-early-exit-turmoil-at-old-schools/

Q11 Answers

- I don't trust any supervisors or managers in my dept. Any of them will throw a person of African Descent under the bus as soon as they get a chance.
- The stress, embarrassment, and denigration caused me to ruminate, have insomnia, cloud my thoughts and not make good decisions.

Q11 Answers

- Again, I see this not as something that affects my mental state as much as I see it a barrier for the job seekers who will have to go in work in those toxic environments. I feel bad preparing people for a world that is not going to be their ally. They will be required to "code switch" and act more white. That disgusts me but, people want to work their to attain self-sufficiency and are willing to take the job and abuse. It is a very difficult scenario but, we keep pushing because we know it can change.
- My situation has not impacted my ability or inability to function mentally, emotionally and physically; and/or be as productive as I could or used to be.
- The current political and racial climate has definitely been distracting to my work, as it has raised much concern in me. I feel impacted by all the police brutality, and worry about my children, because they are hard African American.
- See above, it effects the entire vibe in a shop, the underpaying friction/ tension. Definitely does not enhance the will to work hard.

Q11 Answers

- It's a constant weight. To see my people being killed on Instagram, TV, Facebook, every day practically. It makes me wonder when I'm next? When will my life be taken from me. Or my child's life or my spouses, nieces, nephew, aunt, sister, brother, uncle, friend, etc. I find myself distracted during a workday. Especially when you hear a verdict like Breonna Taylor's. You have to witness on top of all the other things no justice for a Black female. Whose life was taken unnecessarily.
- Less forth coming with information for my counterpart to take credit for.
- Not sure how to answer this, I've been black in America for nearly 60 years - very little has changed in terms of PoC having to prove oneself time & time again. Sad to say we become accustomed to it (mentally, emotionally). At HSA, unless you're one of the "Friends & Family" its hard to move up. If you look at the pictures of the analysts compared to the front-line workers you see so few PoC and have to wonder why... My attempt to move to 9703 years ago -- I'd ranked 3rd on the exam, but never got an interview, the 8-9 positions had already been slated for others, none of them black (to my knowledge).

Q11 Answers

- Mentally stressed, making sure, not to speak up in fear of issues being brought up toward me. Sometimes not focusing on the tasks at had because of background conversations regarding personal work ethics. There was a time we were preparing for a Dispatcher leaving, so as a group we decided to give him a party. Me being the new person at the job, personally knowing the person leaving I went to the person next in charge and offered money for anything that they needed and the three response was, " I'm not one of your foster kids"!! Confused by the statement because I have no foster kids, I put my money back in my pocket, and personally bought a gift for him and gave it to him privately.

Q11 Answers

- Having to spend considerable time fighting internal battles to plead the obvious case, evident by the numbers, that we need more black people to refer for positions and enroll in courses. Instead I feel dismissed because leadership does nothing about it. I shouldn't have to make a case to this to my department OEWD that often makes public statements about how they are working to provide opportunities to underserved communities. Last I checked the black community of San Francisco is dwindling and job loss/unemployment is significantly higher than any other racial group so it would be considered underserved. So why are we dragging our feet and not putting a plan to action on how to address this? Why do I have to make a formal case in order for anyone to take it seriously?

Q11 Answers

- The impacts of white supremacy has made me more cautious to say how I truly feel for example when we are working on a strategy or maybe giving feedback. Mentally, the experience of having to readjust myself, my thoughts and conversations to figure out how to make it more "digestible" is mentally taxing. I have been told many times, that black people talking about racial equity, that it would be better coming from a white person is insulting not because I am opposed to white allies and whites are committed to the work but rather because it undermines and water downs my commitment to the work and my ability to also be able to speak and move the work forward.
- Being Written up for being 10 min late because was in the restroom waiting in line.
- I have been disheartened and wanted to quit. Luckily I have a solid support system.

Q11 Answers (1 of 2)

- The hostile work environment that I experienced at WWE affected my overall health and led me to go out on medical leave twice from work in both July 2015 and again in December 2017. I suffered and continually suffer from stress, depression, mental and some physical impairments (i.e., neck and back pains), which affected my overall productivity such as trouble sleeping; restless; nightmares; eating; loss of appetite; memory loss and forgetting things; trouble concentrating, difficulty thinking, focusing and speaking coherently; chest and stomach pains; muscle tension; tension headaches (head pains); feeling unproductive in performing daily life activities like difficulty in maintaining a routine or performing basic activities (i.e., shopping, communicating,

Q11 Answers (2 of 2)

daily chores, exercise, etc.); feeling isolated at work; changes in mood/frustration on how I was unfairly and constantly been mistreated; little interest or pleasure in doing things (decreased motivation); feeling down or in despair/hopelessness; loss of social interaction or social anxiety/withdrawal and not wanting to socialize or be around people; fatigue (tiredness); diminished energy; feeling alone and not supported; reoccurring migraines; hypertension and much more to the point I sought/received counseling and saw a psychologist and medical professionals.. Overall, it took a tremendous toil on my health and was a burden on me socially, mentally, emotionally, physically, legally and financially.

Q11 Answers

- It's demoralizing to work for SFPUC leaders who we know will hire and promote their pets and the people who look like them. Nancy Hom in SFPUC Finance only hires people who look like her, as does Eric Sandler. They never, ever promote based on competence. The new budget director has barely any experience - but she's young and white. And beat out a black woman who applied - a back woman who has actually been a budget director previously. Smell something rotten? We do.
- I am withdrawn in meeting at work, because managers are addressing real issues like unequal treatment of employees and/or making excuses for bad behave. I've cried at work, colleagues have express concerns of mistreatment, I spend a lot of time frustrated because white mangers make decision at their comfort level.
- I have had emotional breakdowns and my work has suffered.
- Please see answer below.
- As stated above, I have had to take disability leave because of the unfair treatment and stress of my job. Due to an open complaint however, I am unable to provide complete details at this time.

Q11 Answers

- It was a challenge to go to work. I had to shut down emotionally to be able work among those whose intention was to demean, taut and ruin my reputation. Which in fact was successful locally. It was stated by one oppressor's that She look like She hasn't been through anything" I worked through the anger. It wasn't easy.
- The situation has deflated my spirits of advancement and encouraged complacency. I have not observed any black peers advance off the team, yet some non-black people have advanced. My team of seasoned professionals have been reduced in status and our abilities are demeaned. It's insulting the false narrative has been taken as true and we are discriminated against and not allowed to elevate. We had two advanced positions open on our team, four people applied and tested, three were interviewed from our team to run this program, yet no one was hired. It is deflating and does not motivate any of us.
- A colleague described it beautifully, "I am in a constant state of hyper-vigilance"

Q11 Answers (1 of 2)

- As a African American Manager at public works I see the responsibilities very. Many managers are not watched and others are, we are not held to the same rules. I see favoritism, unfair treatment of staff and it just building up inside. I believe that since the United States a whole is addressing the racial inequity, our job is just trying to fit in and do something, but this problem was bad when I came in 2002 and changes were made to address the issue but it isn't enough being done. White managers in this department across the board think that because they know a black or they work with a black they are not racist, they are. I am tired of the resistance to accept that they are

Q11 Answers (1 of 2)

racist and this system we are in is unfair and we as a people are treated unfair. Emotionally, I'm tired and have lost respect for the very system that hired me, I was turned down for this job before and when I was hired back I was to do double the work that the previous person was to do for lesser money coming in. I am a team player and have integrity, pride and loyalty to my Department but I fell the feeling is not mutual. My emotions are up and down, the more I see the unfairness the more mad I get. My production is on point because what I do is a reflection of me, how I am treated is a reflection of white privilege. Today I am good but tomorrow I may not be good.

Q11 Answers

- By not being promoted within the 22 years that I have worked here. Lack of training being offered to me.
- I am a strong person but there is only so much you can take as a human being, depression, anger, considering giving up. Productivity problems were answered with the question #10 how can you be productive with the tools you need to do so withheld.
- I dread being at work. I get frequent stomach aches and feel a physical difference and shift in demeanor when I have to interact with my manager. She is awful.

Q11 Answers

- See above. This experience has made it difficult for me to feel invested in the work, to build positive and healthy relationships with colleagues, and to manage vicarious trauma from working with folks who've been marginalized by poverty, homelessness, racism, and mental illness and addiction. Having my concerns fall on deaf ears was disheartening and after a while, led me to give up and subsequently experience depression because I stopped acting in line with my values (something I'm not at all proud of, yet now recognize). Despite feeling invested in this career prior to this role, in the last three years I've questioned my role as a clinician and whether this is the right field for me.

Q11 Answers

- I don't feel that I have the institutional support to do equity work within our library system. The lion share of the monies raised by the Friends of SFPL is earmarked for youth programming that in no way supports the needs of Black youth. Because the library is primarily interested in PR, there's little interest in community building.
- It makes things fairly uncomfortable for some in our department to feel as if they’re being mistreated and undervalued.

Q11 Answers

- I had to call in sick to make sure I was mentally prepared for the games or extra curve balls thorn at me. I tried to reach out to the union a year ago on this matter for a grievance, and no one took it seriously they just wanted to wait it out... It seems like a wash process, and they are trying to wash us out... I have never had to check-in and now I am being micromanaged with emails from my supervisor as if she is creating an email trail. Since employee evaluations are coming up, I am scared that I will have a flaw in my evaluation, and I have had perfect evaluations for years.

Q11 Answers

- I don't feel that I have the institutional support to do equity work within our library system. The lion share of the monies raised by the Friends of SFPL is earmarked for youth programming that in no way supports the needs of Black youth. Because the library is primarily interested in PR, there's little interest in community building.
- I am emotionally drained, broken. This has caused me to be mechanical in my functions. I dreaded coming to work everyday
- The idea that you have to work 2 x's as hard drains you mentally and physically
- Insomnia, taking tranquilizers, severe abdominal problems.

Q12

- What are some examples of the ways in which your situation has impacted your ability (or inability) to function mentally, emotionally and physically; and/or be as productive as you could be (or used to be)? Please provide examples.

Q11 Answers

- Although not experienced in the workplace, outside the office I have experience Racial Battle Fatigue. Being BIPOC, I feel like the systems and norms are set up by white people for white people and to perpetuate white privilege. I feel fatigue from watching racial injustice in the US, reminding/educating white people about their advantages, having the awareness about institutional systems of inequality/racism and feeling powerless to change things. Experiencing overt/covert racism especially outside of metropolitan areas.

Q11 Answers

- Yes, disappointed and disgruntled, well-educated, but can't earn a living-wage, I am at the mercy of another. Being made to feel like an unworthy imposter is exhausting, the battle is real and still I will hold my head up high!
- Yes. It is hard being black, especially in San Francisco, go figure. A city where I was born and raised and worked for several decades and now all of a sudden all other races are outwardly showing their hatred of black men and women. Each day I have to pray to the lord that I make the right decision if I am confronted with an act of racism. Will I have to physically defend myself?

Q11 Answers (1 of 2)

- Yes, I have and still am experiencing Racial Battle Fatigue (RBF). The Racial Battle Fatigue that I experienced at WWE affected my overall health and led me to go out on medical leave twice from work in both July 2015 and again in December 2017. Symptoms of RBF: I suffered and continually suffer from stress, depression, mental and some physical impairments (i.e., neck and back pains), which affected my overall productivity such as trouble sleeping; restless; nightmares; eating;

Q11 Answers (1 of 3)

- loss of appetite; memory loss and forgetting things; trouble concentrating, difficulty thinking, focusing and speaking coherently; chest and stomach pains; muscle tension; tension headaches (head pains); feeling unproductive in performing daily life activities like difficulty in maintaining a routine or performing basic activities (i.e., shopping, communicating, daily chores, exercise, etc.); feeling isolated at work; changes in mood/frustration on how I was unfairly and constantly been mistreated; little interest or pleasure in doing things (decreased motivation); feeling down or in despair/hopelessness;

Q11 Answers (2 of 2)

loss of social interaction or social anxiety/withdrawal and not wanting to socialize or be around people; fatigue (tiredness); diminished energy; feeling alone and not supported; reoccurring migraines; hypertension and much more to the point I sought/received counseling and saw a psychologist and medical professionals.. Overall, it took a tremendous toil on my health and was a burden on me socially, mentally, emotionally, physically, legally and financially.

Q11 Answers

- I feel I have. It is extremely concerning to me that the police and overall American system, seems so against minorities. I am getting so drained of seeing black people continue to get killed by authorities, and each other, on such a regular basis, with seemingly no consequence.
- Just seems like nothing will ever really change.
- As with response to #11, we're accustomed to having to fight harder for the same slice of pie...
- damn yes
- Yes! Please see #11

Q11 Answers

- Anxiety, increased swearing or complaining, insomnia or stress/anxiety dreams, rapid mood swings, difficulty thinking or speaking coherently, and emotional and social withdrawal in response to racial microaggressions or while in environments of mundane racial stressors.
- Yes Very Much So
- Everyone at the SFPUC is tired of Harlan's racist senior managers in Finance.
- White managers telling me that I'm not approachable, and that I need to fix my face in meetings

Q11 Answers

- All the violent deaths and killings of black African men has been totally traumatizing.
- Yes. I am one of the leaders of the JUV racial equity action planning process. I attend citywide meetings. The difficulty I have is in seeing people from the SFPUC who are perpetrating these inequities. They are tasked with correcting the very inequities they perpetrate. To add insult to injury, the CFO who oversaw the hiring decision I suspect as discriminatory asked me to partially return to the PUC to work on that organization's racial equity action plan. It's like the crime victim being responsible for cleaning up the crime scene.

Q11 Answers

- Yes. The work situation has caused me a great deal of stress to the point where I have sleepless nights, tear-filled days, and chest pains.
- Absolutely! It mentally exhausting to always have to be prepared. Being denied the same opportunities and blatant efforts made to keep me from working. By having members to work or take jobs I would normally take. I changed that by taking jobs I would not work because the climate is totally racist. Suddenly I was able to return to work at the Pasha Terminal
- Oh yes. These dark trump years are wearing me down. The racists being so emboldened by the jerk at the top. Tired of arguing/ fighting these fascists.

Q11 Answers

- Yes. I am currently experiencing symptoms of Racial Battle Fatigue including feelings of anxiety, anger, agitation, frustration, and isolation in the workplace.
- If shutting down from upper management and doing what I do best, my job. Then yes I battle fatigue everyday I come to work.
- Yes because it appears that no matter how hard I fight against it the problem still doesn’t change.
- Yes tired of fighting but I know I must keep fighting every day to survive in this system.

Q11 Answers

- Absolutely. My mental and physical health have suffered tremendously since I started working there.
- Yes. Race is something that has been consistently a factor in hiring and the future of our department.
- Yes. It gets to a point in one's life, when you are tired to fighting just to exist. Its like grasping for oxygen. It gets to a point where you give in, knowing each breath could be the last, and you're okay with that, because the fight just to breathe seems more difficult that breathing itself.

Q11 Answers (1 of 2)

- hostile racial environments, harassment from certain employees, and individuals... yes, I had a woman that loved the attention and would purposefully try and report me or make me do her task because she was too busy planning to sue the city, she would ask people at her job to help her lie for her and if they support her during this process, she would pay them as soon as the settlement is clear. I have been called into meetings while on my personal COVID leave to have a meeting, to collect information or suggestion... or hear thoughts around them removing us from our site, changing our position,

Q11 Answers (1 of 2)

without a reassignment form process, or never sending an email. They would tell us it was confidential and then say we are taking your thoughts back to management but have no answers to your questions. I cried and had an anxiety attack because they stated that if and when we are forced to move, that the department will go through the budget cuts and potentially lay people off and release employees. I have cried a lot and have lost a lot of sleep due to uncertainty. My hair has fell out due to stress points

Q11 Answers

- Yes!
- No such thing. Must accept that racism exists & will be w/ us for some time. Simply have to remain physically, mentally/intellectually, spiritually, & professionally (knowledge base) prepared at all times. External support systems are essential.

Q11 Answers

- Yes! I feel that as an African American I’m not given the benefit of the doubt at work. I have anxiety every time I get behind the wheel of the bus because I feel like I’m a target because I’m black. I feel that SFMTA doesn’t care about their African American employees and it shows and that stresses me out. The best way I can describe how I feel when I’m at work and I’m talking from SFMTA policy’s to their lack of promoting African American Operators will be, oppressed. As an African American man in 2020, I feel oppressed both outside and inside of work.

Q13

- Please describe attempts to report bullying, harassment, and differential treatment to managers, supervisors, and/or Human Resources within your department and outcomes. Were you successful or unsuccessful?

Please describe attempts to report bullying, harassment, and differential treatment to managers, supervisors, and/or Human Resources within your department and outcomes. Were you successful or unsuccessful?

Answered: 32 Skipped: 13

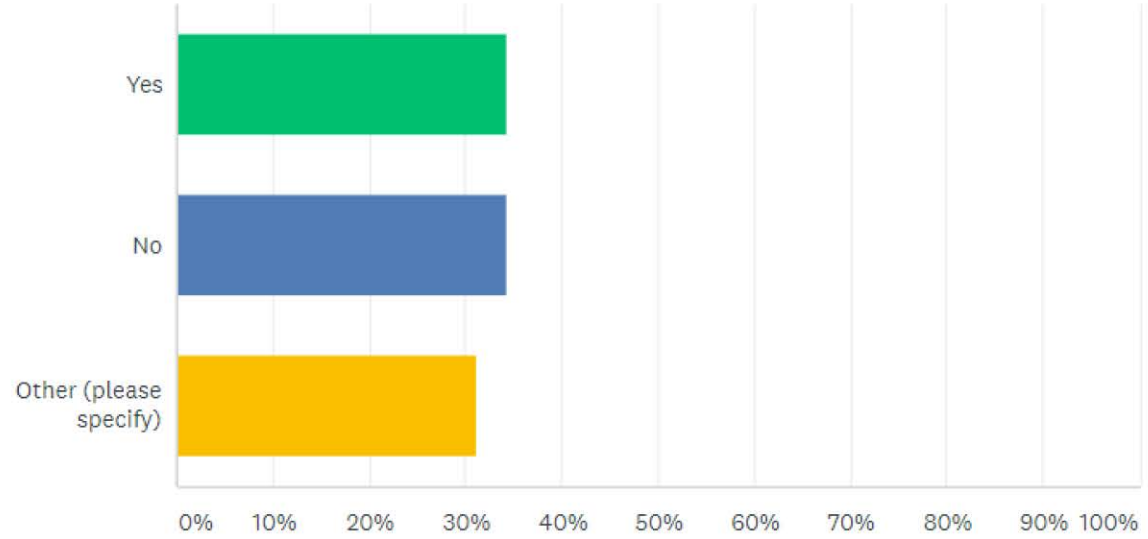

ANSWER CHOICES		RESPONSES	
Yes		34.38%	11
No		34.38%	11
Other (please specify)	Responses	31.25%	10

Q11 Answers

- HR was aware as was my program, but more than anything, I want to put this all behind me and be treated fairly and with dignity. I haven't the energy, and don't want to look over my shoulder for the rest of my life. I am not a criminal and even they have rights, plus you all know whose who in the zoo and certainly don't need me pointing fingers and divulging more info.
- Still awaiting the official disposition of an EEOC complaint filed at the Federal Level over not being promoted to several jobs I have been ranked #1, #2 or #3 and being passed over and hiring of individuals much lower on the list with less experience and not being promoted because of race, sex and age. But especially skin color.

Q11 Answers

- Unsuccessful. Institutional and structural racism are the barriers to change in DPH. Also, there is no support from the Union (L21).
- I have not experienced or witnessed attempts to report bullying, harassment, and differential treatment to managers, supervisors, and/or Human Resources within my department.
- When I complained to my supervisor (Latino) about the shit talking about my black coworkers in Spanish, he tried to turn the tables on me and call me bigoted for objecting to their talking in Spanish .

Q13 Answers (1 of 3)

- I had to defend myself in the attack that was placed on me by my managers to HR. They rescinded the letter that was placed in my file. However, by that time the damage was done. I was white balled. The stress and discomfort that it caused me over those weeks before a disposition was given was completely unnecessary. The HR and my managers really mishandled the entire issue. It left me feeling vulnerable and unprotected. And that my faint powers as a manager supporting my staff was bogus and misrepresented by me.

Q13 Answers (2 of 3)

- Either I as a Black person have the position and the right to carry out these duties or I don't. It felt like I didn't have the authority because I was a Black person and that my faint authority was being usurped. Why is the question? It was never made clear and those at HR who handle the investigation were I was told forced to retire. Unknown if that's true, due to their mishandling of not only this case but others. No closure given as to how or why it even came to be a case. My Union representative was unable to find out why this happened. I'd like the Mayor and the Board of Supervisors to know that so many departments

Q13 Answers (3 of 3)

are short staffed and understaffed and this could be why people's vacations are denied at face value and people are asked to take a short break and then return to be allowed to take time later in the year. Which is unfair to the individual who's worked the bulk of the year(senior person, covered while others take vacations) with no time off and wants to take time off (vacation) during the holiday season. While other staff in the same department have taken time off during the year and are allowed to take one or two days during the holidays as well. Why is that fair? Macroaggression! Devalued. I'd say yes.

Q13 Answers

- I reported an incident with Gladys Soto who antagonized/bullied me during a meeting in front of a group of contractors. My director did address the incident with Gladys but she was able to deflect by making the excuse that she was "trying out a new tactic. Like good cop, bad cop". She also never apologized. That experience was very embarrassing and Gladys took no accountability nor was she made to.
- I am in the throws of an EEO complaint against my manager right now. I tried reporting it to the DOT and have asked several times if there was anything that could be done immediately, but was brushed off each time.

Q13 Answers (1 of 3)

- I made many attempts to report discrimination, bullying, harassment and differential treatment to SFPUC managers, supervisors, Human Resources, Upper Management, Local IFPTE 21 union rep., and with the Equal Employment Opportunity Commission (EEOC) or the California Department of Fair Employment and Housing (DFEH). I filed a discrimination lawsuit in 2017 and amended my complaint in 2019 on racial discrimination, harassment, retaliation, failure to prevent harassment and retaliation, failure to provide reasonable accommodation, denied access to public records, fraud and corruption, etc..

Q13 Answers (2 of 3)

- I filed several complaints internally within SFPUC and with the EEOC, namely three (3) EEOC charges in 2015, 2016 and 2018. I notified my Local IFPTE 21 Union Rep. Paul Kim who did nothing to resolve the matter. I was further harassed and retaliated against after filing these complaints internally and federally which eventually led to my wrongful termination of employment (adverse employment action) on February 8, 2018 for discriminatory and retaliatory reasons. The individuals that were either involved in or aware of such mistreatment that I faced at SFPUC-Wastewater Enterprise (WWE) Collection System Division (CSD) and Engineering Division (ED) included

Q13 Answers (3 of 3)

- my CSD supervisor Douglas J. Lipps and ED supervisor Meei-Lih Lin Ahmad; WWE management Lewis Harrison, Brian Henderson, Tuamelie "Tommy" Moala, Kent Eickman; upper SFPUC management Harlan Kelly Jr., Kathryn "Kathy" How, Deborah Walters; Local IFPTE 21 Union Representative Paul Kim; SFPUC-Human Resource Services (HRS) Management and Staff (Justine Hinderliter, Rachel Gardunio, Elaine Leeming, Michael Ho, Lori Regler, Dena Narbaitz, Bonita Decker, Charla Welch, Cindy Charan, Julie Chow, Ana Borja Valdes, Anna Owens, Jessica J. Wong, Biran Shah, Stephen Brooks, Carolyn Jones, etc.); WWE-CSD staff (Mabel Chow, Kaumil Parghi and other workers), City Attorneys (Joseph M. Lake, Kenneth Walczak, Boris Reznikov, John Cote, Kate G. Kimberlin); SFPUC Communication staff (Kesinee Yip and Michele Peters).

Q14

- Have you or anyone you know attempted to file a racial Discrimination or Harassment Complaint with Micki Callahan, Director of Human Resources; Linda Simon EEO Director; or an Investigator on Linda Simon's team at the Department of Human Resources? If yes, please provide a detailed answer about your experience with the process.

Have you or anyone you know attempted to file a racial Discrimination or Harassment Complaint with Micki Callahan, Director of Human Resources; Linda Simon EEO Director; or an Investigator on Linda Simon's team at the Department of Human Resources? If yes, please provide a detailed answer about your experience with the process.

Answered: 42 Skipped: 3

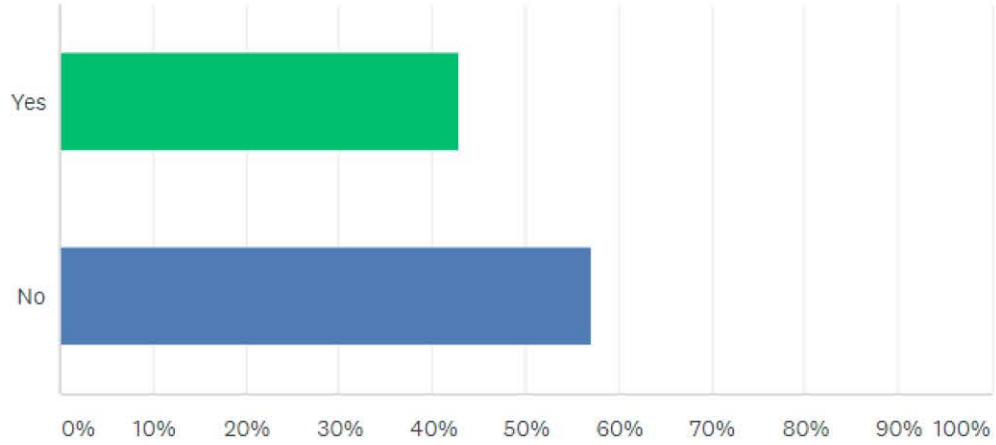

ANSWER CHOICES	RESPONSES	
Yes	42.86%	18
No	57.14%	24
TOTAL		42

Q14 Answers

- I did, I can't, I don't know the impact nor how I or my family will be protected or what the recourse will be, legal or otherwise. I however, have not lost my faith and will continue knocking on doors, until somebody listens!
- I received a 7 page document from the EEO office explaining how my department Program Director was not at fault for her racist actions. However this same Program Director no longer works for our department and went out on Leave due to the amounts of pressure of how she treated Blacks vs other races.

Q14 Answers

- I've filed EEO complaints and Civil Service Appeals that led to further trauma as they failed to believe institutional and structural racism exists. These institutions shift blame to the victims.
- I should say not that I know specific details about. I'm not sure if they were whistle-blowers, EEO, etc. I do know of some people who have had problems within the department of public health

Q14 Answers

- As a union representative I've represented a few people in cases filed. They would take interviews then request information ,investigate them forget about it until contacted again. Then request the same submitted information again months later giving you very tight deadlines to submit it and rush to deny the case and close it.

Q14 Answers

- My Director did report my initial complaint about Holly Moala to HR. I think the Director only reported it because I typed up the complaint and sent it to him and my direct manager the day after the incident. Both my manager and director were on the call where the incident took place but did not address it at that time. I was told by my HR CPO Anabel Simoneli that if I wanted to file an EEO against Holly Moala I would need to contact Director of HR. So I typed up a letter and sent it. I was contacted by HR that was not the proper way to file and I should instead file with HRC because it was a complaint against a co-worker regarding their dealings with a member of the public. I haven't filed with HRC to date. I did let Anabel know that HR redirected me. She never apologized for sending me down the wrong path.

Q14 Answers

- Dolores Johnson filed a racial and gender discrimination, harassment and retaliation complaint, but the outcome wasn't successful and no proper investigation was done by the Director of Human Resources (HR) and EEO Director. I personally filed several complaints internally within SFPUC but no investigation was properly conducted and SFPUC HRS denied my allegations to EEOC/DFEH and never forwarded my complaints to DHR. Besides, based on the history of how DHR operates and DHR's unethical culture of not properly investigating individual's discrimination and disparate treatment claims it further invalidates, diminishes, minimize black and brown people of African descent suffering. And I knew it was a waste of time and the outcome wouldn't be successful for Blacks and Brown folks. The intent is very clear to further White Supremacy and keep the existing power structure the same. Ultimately, systematic racism and white supremacy has not changed and continue to exist for over 400+ years in every facet/aspect of the American infrastructure, sector and culture.

Q14 Answers

- No. I did attempt to work with my union to prevent a disciplinary action from going in my employment file, to no avail. Local 21 informed me that the be best they could do was to help me write my rebuttal. I had already heard from other colleagues that the EEO process was bias so I decided not to go forward and file an EEO complaint suspecting that the EEO would side with my internal Human Resources. I did however write a rebuttal detailing the investigation and its racial bias, deceptively, and lack of a formal process.

Q14 Answers

- I filed sexual harassment discrimination retaliation to Micki Callahan Simon and others all they did cover up hr bosses mismanagement and nothing was done but these bs management get complaint after complaint and get promoted city and county is corrupt all though
- I tried to report that I was being harassed and slandered by a white, male Captain (John DelBino). I was never given a call back.
- I filed directly with federal EEO.

Q14 Answers

- I filed a formal charge of sexual harassment against a male coworker. After a lengthy investigation where many employees were interviewed, DHR made a finding that although multiple complaints had been received about this individual alleging same or similar violations, DHR found that he only violated the hostile work environment policy, and not sexual harassment; therefore this person was allowed to keep his job, where he continued with the same behavior. I complained to HR within the department, as well as to Linda Simon and Micki Callaghan at DHR. Nothing was ever done. In fact, I think that me subsequently being overlooked for a promotion to 0922 classification was retaliation for pursuing a formal complaint against this employee and the department.

Q14 Answers

- Like I just stated, I am going through one right now. In addition to the ridiculous microaggressions (and macroaggressions) I deal with on a daily basis from my manager and others; upon announcing her retirement, she took it upon herself to rewrite her job description and set the minimum qualifications in such a way that I do not meet them. This after she assigned all of the heavy-lifting of her job to me under the guise that she was training me for her position.

Q14 Answers

- I filed a complaint against my department in 2018. After about a year, it was concluded that no discrimination was found and/or that the time limit for reporting had already expired.
- The people I have heard filed a complaint with Human Resources proved there is a lack of confidentiality with the currently used procedure.
- I personally haven’t but I know others have and everyone's complaint has ALWAYS come back no merit.
- Took action. Letter written to city department was cc'd to Micki Callahan's deputy for operations. It has been a year & no communication re: remedy offered by HR was received until pressed matter in a email.

Q15

- What else would you like the Mayor, Board of Supervisors, San Francisco Office of Racial Equity, Human Rights Commission, other Commissions, Department Heads, Labor Unions, and other Citywide Leadership to know in terms of your experiences with, and harm caused by anti-Black racism and White Supremacy culture?

Q15 Answers

- Thank you, I would like to have my reputation cleaned and my good name reestablished. I appreciate this venue and opportunity and would love a conversation with our wonderful Mayor, or Governor, whom I met years ago, as well as any and all other government entities listed here. I hope to someday trust again. What I have experienced, the level of hate and discrimination should've never happened and should not ever happen to anyone else. Well, this is anonymous and I guess not you or anyone can help me. My hope is that what I have to say makes a difference, but I doubt it!

Q15 Answers

- Thank you for this proactive approach to address white supremacy cultural norms and expectations.
- Start Hiring Black Men. It seems like we are some type of virus. I see several black women getting appointed to director positions of various branches of government. Where are all the black men?

Q15 Answers

- Institutional and structural racism prevents us from reaching our mission to "protect and promote the health of all San Franciscans. We need metrics, tools, and assessments to have the most qualified person in managerial and leadership positions serving communities of color. We need accountability for those who use racial microaggressions and fail to have diverse departments especially when serving communities of color.

Q15 Answers

- I do feel that the City has done a much better job of identifying racial biases, white supremacy and anti-black behaviors than the private sector has done. While we work on ourselves in Civil Service, we cannot recover as a community without shining a light on the injustices involved and the amount of freewill the private sector has on how they treat their employees. We cannot simply trust that they will change. It impacts the entire economy back down to us in Civil Service. Its very interconnected.
- Nothing else at this time. Thank you for asking these questions and getting staff's input on these important topics.

Q15 Answers (1 of 2)

- I'd like the Mayor, Board of Supervisors to know that working in a toxic, environment like DPH, walking on egg shells all the time, microaggression behaviors aren't good practices to have for an organization. The people that do the work should be appreciated, trained, coached, allowed to grow in their day to day work. Not thought of as expendable. I don't know how it is in their work environment but in mine and other work environments it's a day to day fight to survive. You are under constant pressure. You are suffering. Your health is being put at risk by working in the Department of Public Health. Isn't that an oxymoron? You work for the department of public health and it makes you sick. You can never relax. Could it be that it's shortage in most departments and that because of

Q15 Answers (1 of 2)

this people aren't able to relax due to pressure from on high to perform the work with not enough staff to go around. You don't know if this is your last day at work, you have this on your mind until or if you pass probation. Will you be brought up on false charges, accused of a mistake, or of not performing your job completely? If you are called in for a conversation you don't know if your words will be twisted, or if your tone may or may not be acceptable to your manager. The Union is a resource but not always on time and once the wheels are set in motion it takes much effort to halt the wheels. I believe the Unions are short staffed too. Can the Mayor BOS set up goals with time frames to determine equity and progress on this matter ? It's been talked about over and over.

Q15 Answers

- IT lowers moral for your workers of color and fosters a feeling that regardless of what I do it won't be appreciated as much as the minimal that whites do. Just look at who gets the promotions and not because of their knowledge or skills.
- Its massive/myself/my children/community and neighborhood
- It shouldn't be a normal thing to allow racism/bias in the workplace, it should be dealt swiftly and should have classes given to those who need to understand about biases and racist issues that they are accused of being a part of.

Q15 Answers

- Black employees concerns and experiences need to be taken seriously. There is a culture within "progressive, liberal" San Francisco of down-playing the microaggressions and blatant displays of prejudice and racism displayed by other minority groups (Asian, Latino and pacific islander). These groups can also be racist because their proximity to whiteness or white passing appearance. They are also guilty of trying to maintain the racist hierarchy where if you are black, you are at the bottom.

Q15 Answers

- This issue is Human Rights issue and plagues the very foundation of City and County of San Francisco. There should be leaders in these positions, especially as it relates to Human Resources and management who have a racial equity experience, implicit bias training, and are held accountable for their actions. The City and County should make clear in action that this type of behavior is unacceptable, will not be tolerated, and be willing to fire those who violate these very principles and that has not been the case thus far. Instead, I have experienced a system within the City built on self-interest, you pat my back and I pat yours, and in the meanwhile, the public, many black and underserved communities who we are here to serve as public servants, has got the shit end of the stick and have been an afterthought to what we externally purport to represent. We need a whole reorganization of the City and County, and until that happens, it will be business as usual, a default method that works to continue to perpetuate the inequities that continue to this day

Q15 Answers

- EMPLOYEE RACIAL EQUITY FOCUS GROUPS MORE AVAILABLE TO NIGHT SHIFT WORKERS
- Suspend those that engage in hate speech. If it re-occurs, terminate.
- That it's not enough for there to be Black department heads if throughout the organizations, there are not Black staff at all levels.
- Anti-Black racism and discrimination within the City & County of San Francisco's departments and divisions is very real. Black employees experience anti-Black racism routinely. Our complaints are dismissed. Recently I was told that maybe it wasn't what was said to me but maybe the issue was the way I heard it.

Q15 Answers

- SFPUC's racist hiring practices in Business Services and Finance, headed by Eric Sandler, affects the health and welfare of the staff. People lose sleep. They are left shattered and personally wounded. They get sick. They lose trust in leadership and begin to carry baggage even to new jobs. They think their lack of promotion is THEIR fault - because that's what Eric tells them. It isn't. The fault is with the lack of moral courage and ethical leadership at the top of the SFPUC. That fault is with Eric Sandler. The fault is with Harlan Kelly. But change can come from all of us - if we chose to speak out. Thank you for providing a space for my feedback.

Q15 Answers

- Ultimately, systematic racism and white supremacy has not changed and continue to exist for over 400+ years in every facet/aspect of the American infrastructure, sector and culture. Racism is deeply impeded in the City & County of San Francisco policies, leadership and decision making process in all the City departments. Systematic racism also continue to disproportionately harm and impact communities and individuals of color (i.e., Black and Brown folks) as if it was operating like a plantation. So far Mayor London Breed has created the Office of Racial Equity in 2019 under the Human Rights Commission (HRC) to right the past wrongs and address racial disparity and inequity. We need new leadership in many City departments that are diverse and courageous who have ethics, integrity and care about Doing The Right Thing.

Q15 Answers

- Come talk with us without bses manangment with fear to be retaliated against they will hear the truth
- I believe Micki Callahan and Linda Simon should resign they are clearly part of the problem at DHR and new leadership and More diversity needs to be brought into the department to focus on the disparities of racial discrimination, hostile work environments, age discrimination and disability discrimination. The accommodation policies need to be audited to see how many people they have gotten ride of through the ADA accommodation policies which has been abused to get employees out of their jobs. The hiring has been so bias also the City has created a non diverse environment all the high-level positions are filled with Chinese or White and they refuse to hire any other races I.e. Black Hispanic, Latino.

Q15 Answers

- It’s alive and well. Most people are fearful of retaliation. Or being singled out.
- We need a system of checks and balances. If people complain, it should be investigated with confidentiality, all complaints. There must be action at the conclusion if found valid. The current atmosphere of us versus them is prevalent and it prevents unbiased investigations. There needs to be a system to review managers, as they review their subordinates. Some are handpicked and not always qualified for the assignment. It's been my experience, they place a manager and allow them to completely run the department into the ground, and the super ordinates do not follow up with their progress or lack thereof.

Q15 Answers

- The workers in position of power within DPH co-sign to White Supremacy cultural norms and expectation. As a result, complaints of anti-Black racism to superiors by direct service workers are never acknowledged, validated or addressed and are instead, simply ignored. Black workers have no where to turn in DPH regarding the constant barrage of micro-aggressions encountered almost on a daily basis. Also, as a Black male clinician, many of my colleagues are eager to refer black children, youth and families to me regularly and consistently because "you would be really great for them".

Q15 Answers

- They need to stop giving lip service and hold the discriminators accountable and they must acknowledge that removing them from their positions of power and there needs to be much more oversight. In truth HR is part of the problem so as with the police why do we accept them policing themselves. Put workers as oversight in the system that governs them maybe even have them elected by the workers themselves every 2 years. This should also be considered work and paid.
- While the library has undertaken equity work within the library, it's largely performative. Honestly every person in a upper level

Q15 Answers

- Know that is still a PROBLEM and this issue needs to be addressed. We need help at operations with this ongoing issue.
- OCC/TMC over the Period I've been with the agency has been a breeding ground for harassment and retaliation. Over the past 4years I've seen too many great assets leave the department and agency altogether because nothing is ever done, from management to EEOC

Q15 Answers (1 of 2

- I read a book a few years back that was basically the story of my life. I will list a few quotes from it below that hit the nail on the head of the daily struggles that I deal with as a Black woman working at the SFMTA: “Tone policing takes priority over listening to the pain inflicted on people of color. People of color are told they should be nicer, kinder, more gracious, less angry in their delivery, or that white people's needs, feelings, and the thoughts should be given equal weight.” “Dialogue is productive toward reconciliation only when it leads to action - when it inverts power and pursues justice for those who are most marginalized. When white people stop short of reconciliation, it's often because they are motivated by a deep need to believe in their own goodness, and for that goodness

Q15 Answers (2 of 2)

to be affirmed over and over and over again. But reconciliation is not about white feelings. It's about diverting power and attention to the oppressed, toward the powerless. It's not enough to dabble at diversity and inclusion while leaving the existing authority structure in place. Reconciliation demands more." "And so hope for me has died one thousand deaths. I hoped that friend would get it, but hope died. I hoped that person would be an ally for life, but hope died. I hoped that my organizations really desired change, but hope died. I hoped I'd be treated with the full respect I deserve at my job, but hope died. I hoped that racist policies would change, and just policies would never be reversed, but hope died. I hoped the perpetrator in uniform would be brought to justice this time, but hope died. I hoped history would stop repeating itself, but hope died. I hoped things would be better for my children, but hope died." — Austin Channing Brown, I'm Still Here: Black Dignity in a World Made for Whiteness

Q15 Answers (1 of 2)

- address the nepotism and hiring/reassignment of employees with is not meeting the requirements or hiring process. Their godmothers retire when the employee list expires leaving room for their nieces or cousin to be promoted. I have applied for numerous positions and taken the required test through HR only to be passed up and someone Filipino or Latino hired or promoted. They are promoted Friday and start work on Monday. I have managers that got their wives hired or in other departments, have doctors that have their wives working in inpatient units. They are paying differential pay to employees that speak more than 1 language, but the patients that I see as virtual or hybrid 30% capacity speak 95% Spanish language and I am only given a certain time to complete these appointments with no extra pay and no

Q15 Answers (2 of 2)

additional resources. I am not only doing my job, I am covering overflow from all clinics and non-DPH clinics, or HMO patients, hpe, and different clinics that are not assigned to my site. I feel that they are trying to make me quit. I have requested telecommuting, educational leave, and have got no response at all, completely ignored. I have 4 children in 4 different schools...private and public. But all my other employees were granted telecommuting. I feel that they have blocked certain employees from progressing or using us to cover or work outside of our area of expertise. My position is changing and we should have a choice to change not be a mandate to change without the proper process. Allow people that qualify to change departments. Put degrees like " masters in education or educational administration " as an option.

Q15 Answers

- Anti-blackness is not covert in the City, it is very open for everyone to see. The records show it. In my Department, the stories are the same. The exclusion, the denial of opportunities, the stagnation and on and on.
- SFMTA makes it very difficult for a African Americans to promote. They are more likely to suspend an African American over something minor. Also, they should have an outside agency view and grade accidents instead of SFMTA's Training Department. Some of the things Operators are charged with are just unbelievable.

Q15 Answers

- Plug away at creating anti-racists is a monumental task. The contributing factors to animus are not just race/ethnicity, but immigration history/status, how other racial & ethnic minority groups see other, & inter ethnic discrimination. Think of color prejudice-lighter skin is preferred in a number of cultures other than Black culture-skin color drives racism in India & Asia. At times the strife of colonial history plays itself out in the workplace when both groups (at odds due to a colonial legacy) end up in the same work environment. CCSF is just getting started. Please keep at it & train a unit dedicated to dealing w/ racial/ethic conflict in the workplace ….on call 24/7.

Q15 Answers

- This is a systemic problem that needs a systemic solution. I feel the drain of dealing with day to day racism in life and work but I understand I navigate it unusually well so I think of other Afro Americans who aren't as gregarious or witty. It like Blacks have to have above emotional IQ to navigate work and the world when Whites have more of a free range to have an attitude, be jerks or what have you.

Questions?

Email:
BlackEmployeeAlliance@gmail.com

Call or Text (510) 833-9175

Recent Articles Concerning Corruption at SFDHR

Bombshell: SF HR director claims ‘rogue employee’ forged settlement with Black worker

DA says he’ll investigate ‘criminal offenses’ in San Francisco Department of Human Resources

Supes seek answers after Human Resources manager accused of forgery

Bombshell: Purported letter from SF’s HR manager Sherman outlines long-running forgery plot

Email explains ‘terrible decisions’ behind HR manager forging deal

Attorneys call on city to honor ‘forged’ settlement with Black transit worker

San Francisco’s Department of HR, embroiled in scandal, must be investigated — from top to bottom

Black employees condemn S.F. Dept. of HR for silencing discrimination complaints

From: Koji Kanematsu
To: BOS-Supervisors
Subject: Support the Fairness in Food Delivery legislation
Date: Thursday, October 8, 2020 9:41:47 AM

This message is from outside the City email system. Do not open links or attachments from untrusted sources.

Hello,

My name is Koji Kanematsu, founder of Onigilly.
We had 6 restaurant locations, however because of the pandemic, we had to close 4 locations permanently. We open 2 locations, but we are still not making a profit.

The fairness food delivery legislation helped us a lot to survive. The order from the delivery companies has been increasing significantly and we believe it is helping to prevent COVID-19 spread. We couldn't survive without the commission cap and this is very important for us to make the business sustainable.

Thank you very much,
Koji Kanematsu

--
Koji Kanematsu

ONIGILLY LLC,
343 Kearny St, San Francisco CA 94108

Tel and Fax 415-671-4706
koji@onigilly.com www.onigilly.com

Mission:Provide delicious, healthy and convenient food to our customers!

From: Board of Supervisors, (BOS)
To: BOS Legislation, (BOS)
Subject: FW: Fairness in Food Delivery Request
Date: Wednesday, October 7, 2020 9:16:00 AM

From: Benson Wang <bensonwang@gmail.com>
Sent: Tuesday, October 6, 2020 9:43 PM
To: BOS-Supervisors <bos-supervisors@sfgov.org>
Subject: Fairness in Food Delivery Request

This message is from outside the City email system. Do not open links or attachments from untrusted sources.

Dear Board of Supervisors,

I'm writing to ask that you please consider extending the 15% commission cap on delivery apps for the foreseeable future or at the very least, until restrictions are pulled on dining capacity.

With indoor dining restrictions, our business is more heavily predicated on delivery sales than ever intended and cannot survive on the margins created by this segment alone. Not to mention, the winter months will also be driven largely by delivery. Our business went from 1% delivery to 100% overnight. The old adage that the strong will survive is not applicable in this situation - we are all limited at the moment by uncontrollable circumstance. I believe that only restaurant concepts built for delivery will make it - these are chain restaurants, large restaurant groups, and quick service restaurants - often serving low quality and commoditized food and owned by large Corp.

Although I believe free markets can influence innovation, the exorbitant amount of private capital invested in the delivery tech industry has played a heavy hand in creating the habit of ordering delivery vs dine in and takeout. As these companies race to the bottom to acquire market share, merchants are often stifled with the bill. This model, in my humble opinion, is unsustainable for merchants and as Mayor Breed pointed to, has heavily contributed to restaurant net closures since they began 5+ years ago. Without consolidation, many of these businesses will crumble and leave with nothing to show for it other than apocalyptic commercial corridors.

As a restaurant owner, Treasurer of the GGRA and a restaurant advisory committee member of Doordash, I am working tirelessly to help our industry survive through this pandemic and can confidently say that this cap singlehandedly kept my businesses alive, allowing me to keep people employed and serving the community.

I am happy to connect to provide further insight on this matter and appreciate your time. Thank you for the continued support

Best,
Benson

--
Benson Wang
2030 Union St., Ste 208
San Francisco, CA 94123
SL Hospitality | The Flamingo
c: 707.888.3343
bensonwang@gmail.com

From:	Board of Supervisors, (BOS)
To:	BOS-Supervisors
Subject:	FW: California Hotel & Lodging and Hotel Council Letter in SF Chronicle on Healthy Building Ordinance
Date:	Wednesday, October 7, 2020 8:53:00 AM
Attachments:	CHLA - HCSF Chronicle Ad Cover Letter to Board of Supervisors 10-7.pdf CHLA - HCSF Newspaper Ad 10-7.pdf

From: Kevin Carroll <kevin@hotelcouncilsf.org>
Sent: Wednesday, October 7, 2020 7:35 AM
To: Board of Supervisors, (BOS) <board.of.supervisors@sfgov.org>
Cc: lmohrfeld@calodging.com
Subject: California Hotel & Lodging and Hotel Council Letter in SF Chronicle on Healthy Building Ordinance

This message is from outside the City email system. Do not open links or attachments from untrusted sources.

Dear Supervisor,

We appreciate your willingness to engage with the San Francisco hotel community for discussions about the so-called Healthy Buildings Ordinance. Although we found some common ground, the permanent ordinance puts our employees at greater health risk and our businesses at greater financial risk.

Many San Francisco hotels are not reopening for tourism and those that have are seeing minimal occupancy. The result is the vast majority of our more than 25,000 hotel workers will not be coming back to work until late next year. The global pandemic, San Francisco's existing reputation as an unsafe city and this only-one-in-the-nation ordinance ensure it will be 2024 or beyond before tourism may return to pre-COVID-19 levels.

We're frustrated. We wanted you to see the full-page letter we placed in the San Francisco Chronicle to express our concerns (enclosed).

We will continue to work with you as we care for San Francisco, our employees and our businesses just as much as you do. We also will continue to speak out in support of our employees and our hotels.

Thank you.



Lynn S. Mohrfeld
President & CEO
California Hotel & Lodging Association



Kevin Carroll
President & CEO
Hotel Council of San Francisco

Kevin Carroll
President & CEO
Hotel Council of San Francisco
323 Geary Street, Suite 405
San Francisco, CA 94102
P (415) 391-5197 | F (415) 391-6070
Follow us on twitter | Connect on LinkedIn
Please consider the environment before printing this email.

To donate supplies to the city during COVID-19: Give2SF@sfgov.org

Board of Supervisors
City Hall
1 Dr. Carlton B. Goodlett Place, Room 244
San Francisco, Ca 94102-4689

October 7, 2020

Dear Supervisor,

We appreciate your willingness to engage with the San Francisco hotel community for discussions about the so-called Healthy Buildings Ordinance. Although we found some common ground, the permanent ordinance puts our employees at greater health risk and our businesses at greater financial risk.

Many San Francisco hotels are not reopening for tourism and those that have are seeing minimal occupancy. The result is the vast majority of our more than 25,000 hotel workers will not be coming back to work until late next year. The global pandemic, San Francisco's existing reputation as an unsafe city and this only-one-in-the-nation ordinance ensure it will be 2024 or beyond before tourism may return to pre-COVID-19 levels.

We're frustrated. We wanted you to see the full-page letter we placed in the San Francisco Chronicle to express our concerns (enclosed).

We will continue to work with you as we care for San Francisco, our employees and our businesses just as much as you do. We also will continue to speak out in support of our employees and our hotels.

Thank you.

Lynn S. Mohrfeld
President & CEO
California Hotel & Lodging Association

Kevin Carroll
President & CEO
Hotel Council of San Francisco

CALIFORNIA HOTEL & LODGING ASSOCIATION

Hotel Council OF SAN FRANCISCO

Dear San Francisco,

Our hotel employees are the heartbeat of hospitality, front-line ambassadors for San Francisco, enhancing the world's memories of our great city guest by guest.

They are more than 25,000 strong with decades-long careers, earning some of the best-in-the-nation wages and benefits, including outstanding healthcare and retirement plans.

In March, their livelihoods were shut down by this unprecedented global pandemic as travel, tourism, conventions and business meetings stopped completely.

In September, their livelihoods were dealt another serious blow by the passage of the so-called Healthy Building Ordinance. Its fundamental clause prioritizes daily guest room entrance by hotel housekeepers and limits how guests can manage their room stays. This increases needless contact between our hard-working employees and guests, which is contrary to all scientific guidance from the Centers for Disease Control and Prevention, the California Department of Public Health, Cal/OSHA, and, even, the San Francisco County Department of Public Health.

Many of our hotels will not be reopening and this ordinance is just one more hurdle in our effort to get our employees back to work—and back to work safely.

We cannot be silent to these reckless and damaging decisions. This harmful ordinance was initiated by UniteHere Local 2, and only puts hotel workers at risk while continuing to cripple our hotel industry. We all deserve better.

Lynn S. Mohrfeld
President and CEO
California Hotel & Lodging Association

Kevin Carroll
President and CEO
Hotel Council of San Francisco

From:	Board of Supervisors, (BOS)
To:	BOS-Supervisors
Subject:	FW: Healthy Buildings Ordinance
Date:	Wednesday, October 7, 2020 3:50:00 PM

From: Jennifer (Williams) Barnwell <jwilliams@pebblebrookhotels.com>
Sent: Wednesday, October 7, 2020 10:16 AM
To: Breed, Mayor London (MYR) <mayorlondonbreed@sfgov.org>; Board of Supervisors, (BOS) <board.of.supervisors@sfgov.org>
Subject: Healthy Buildings Ordinance

This message is from outside the City email system. Do not open links or attachments from untrusted sources.

Dear San Francisco Leaders,

Our hotel employees are the heartbeat of hospitality, enhancing the world's memories of our great city and state. They are more than 25,000 strong with decades-long careers, earning some of the best-in-the-nation wages and benefits, including outstanding healthcare and retirement plans. In March, their livelihoods were shut down by the unprecedented global pandemic as travel, tourism, conventions and business meetings ground to a halt. In September, their livelihoods were dealt another serious blow by the passage of the so-called Healthy Buildings Ordinance by the Board of Supervisors. Its fundamental clause prioritizes daily guest room entrance by hotel room attendants and limits how guests can manage their room stays. This increases needless contact between our hard-working hotel employees and guests, which is contrary to all scientific guidance from the Centers for Disease Control and Prevention, the California Department of Public Health, Cal/OSHA, and even the San Francisco County Department of Public Health. Sadly, many of our hotels will not be reopening and this ordinance is just one more hurdle in our effort to get our employees back to work – safely. We cannot be silent to these reckless and damaging decisions any longer. This harmful ordinance only puts hotel workers at risk while continuing to cripple our hotel industry. We all deserve better.

Jennifer Barnwell
Senior Vice President, Asset Management
Pebblebrook Hotel Trust

PLEASE NOTE NEW ADDRESS

4747 Bethesda Avenue, Suite 1100
Bethesda, MD 20814
Tel. 240.507.1338
Mobile: 347.601.8737
Email: jwilliams@pebblebrookhotels.com
NYSE: PEB

From:	Board of Supervisors, (BOS)
To:	BOS-Supervisors
Subject:	FW: Hotel Workers' Livelihoods Threatened by SF's Dangerous Cleaning Mandate
Date:	Wednesday, October 7, 2020 3:50:00 PM

From: Linda Yau <lyau@pebblebrookhotels.com>
Sent: Wednesday, October 7, 2020 10:58 AM
To: Board of Supervisors, (BOS) <board.of.supervisors@sfgov.org>
Subject: Hotel Workers' Livelihoods Threatened by SF's Dangerous Cleaning Mandate

This message is from outside the City email system. Do not open links or attachments from untrusted sources.

Dear San Francisco Leaders,

Our hotel employees are the heartbeat of hospitality, enhancing the world's memories of our great city and state. They are more than 25,000 strong with decades-long careers, earning some of the best-in-the-nation wages and benefits, including outstanding healthcare and retirement plans. In March, their livelihoods were shut down by the unprecedented global pandemic as travel, tourism, conventions and business meetings ground to a halt.

In September, their livelihoods were dealt another serious blow by the passage of the so-called Healthy Buildings Ordinance by the Board of Supervisors. Its fundamental clause prioritizes daily guest room entrance by hotel housekeepers and limits how guests can manage their room stays. This increases needless contact between our hard-working employees and guests, which is contrary to all scientific guidance from the Centers for Disease Control and Prevention, the California Department of Public Health, Cal/OSHA, and even the San Francisco County Department of Public Health.

Sadly, many of our hotels will not be reopening and this ordinance is just one more hurdle in our effort to get our employees back to work – safely. We cannot be silent to these reckless and damaging decisions any longer.

This harmful ordinance only puts hotel workers at risk while continuing to cripple our hotel industry.

We all deserve better.

Sincerely,

Linda Yau
Vice President, Asset Management
Pebblebrook Hotel Trust (NYSE: PEB)
4747 Bethesda Avenue, Suite 1100
Bethesda, MD 20814

240.507.1367 (O)
347.256.7381 (M)
lyau@pebblebrookhotels.com

From:	Board of Supervisors, (BOS)
To:	BOS-Supervisors
Subject:	FW: Being Held Hostage - Help!!!
Date:	Thursday, October 8, 2020 9:11:00 AM

From: Brandon Crain <becrain89@gmail.com>
Sent: Thursday, October 8, 2020 8:59 AM
To: Breed, Mayor London (MYR) <mayorlondonbreed@sfgov.org>; Haney, Matt (BOS) <matt.haney@sfgov.org>; MandelmanStaff, [BOS] <mandelmanstaff@sfgov.org>; Mar, Gordon (BOS) <gordon.mar@sfgov.org>; Peskin, Aaron (BOS) <aaron.peskin@sfgov.org>; Preston, Dean (BOS) <dean.preston@sfgov.org>; Fewer, Sandra (BOS) <sandra.fewer@sfgov.org>; Ronen, Hillary <hillary.ronen@sfgov.org>; Safai, Ahsha (BOS) <ahsha.safai@sfgov.org>; Stefani, Catherine (BOS) <catherine.stefani@sfgov.org>; Walton, Shamann (BOS) <shamann.walton@sfgov.org>; Yee, Norman (BOS) <norman.yee@sfgov.org>; Jennifer Friedenbach <jfriedenbach@cohsf.org>; oglowacki@cohsf.org; development@cohsf.org; chesa.boudin@sfgov.org; Board of Supervisors, (BOS) <board.of.supervisors@sfgov.org>; Heiken, Emma (MYR) <emma.heiken@sfgov.org>; Erica@ericasandberg.com
Subject: Being Held Hostage - Help!!!

This message is from outside the City email system. Do not open links or attachments from untrusted sources.

7 months into this pandemic…7 months since you all have taken the stance of allowing encampments to remain wherever the homeless deem fit, which means 7 months that rent and mortgage paying San Franciscans have had their neighborhoods terrorized and held hostage by service resistant street denizens who are taking advantage of you all's policy of not moving tents. I'm unsure of what else we, the tax paying and voting residents of this failed city, have to do for you all to finally provide relief.

311 is inundated on a daily basis with reports of new encampments popping up all over the city, with violent, aggressive inhabitants who threaten those of us who live on the blocks where they're illegally camping, only for them to respond with "area around encampment cleaned; tents remain due to COVID19". 911 is flooded with calls, reporting violent homeless people who live in these encampments (one of whom threatened to burn down my apartment building at 240 Dolores when a resident of my building asked them to please stop aimlessly screaming into the night), only for the cops to tell me that "addressing homelessness isn't a police matter. Also, we're not able to move tents at this time; that decision comes from higher up than us". In surveys completed by San Franciscans, It's clear that homelessness is the single greatest issue that our city faces (https://sfchamber.com/citybeat-poll-results-2020/) (https://sf.curbed.com/2020/2/14/21138072/sf-homeless-concern-citizens-housing-2020-poll-survey), however, you all continue to turn a blind eye and ignore the pleas of your constituents. It should also come as no surprise, that San Franciscans are flooding OUT of the city at historic levels as this pandemic lingers on (https://www.sfgate.com/local/article/2020-San-Francisco-exodus-is-real-and-historic-15484785.php); the high cost of living in tandem with horrid street conditions are the largest contributors to this mass exodus.

When are you all going to get serious and provide relief for you know, the law abiding citizens of San Francisco who want clean streets and the ability to walk around without stepping over litter, feces, used needles and without being verbally accosted… or worse…physically assaulted (https://www.nbcbayarea.com/news/local/san-francisco/fs-homeless-encampment-proposal-questioned-after-all-out-brawl-in-the-haight-ashbury-neighborhood/2375775/)? These sort of things

are happening all over the city, yet we get no protection from those of you in power! Those who unfortunately have to camp during this pandemic should do so in designated areas; not our public streets, medians, alleys, etc. that OUR tax dollars go to to keep clean. These are NOT the people who vote you all into power, yet you bend more to their will than to ours. I remind you all that a significant number of city supervisors are up for re-election soon and you all have done nothing for us to want you to remain in office.

7 months into this pandemic and still no solution on what to do with the homeless who have flooded our streets and have subsequently made life unbearable for those of us who live in neighborhoods that they've arbitrarily decided to call home. I live on Dolores St between 15th and 16th (your district, Rafael), and they've been terrorizing us since March and you all do nothing. Gyms are open, indoor dining has resumed, schools are opening…how long are you all going to kick the can and say "we're not moving tents due to COVID"? We're not sheltering like we were in March, April and May and thusly, you all should no longer hide behind CDC guidelines (which change every day depending on their mood) and reopen shelters or mandate that these campers camp in designated areas (Cow Palace, The Presidio, Candlestick, etc.). It is not palatable or feasible for homeless people to camp out on public streets; it comes at the detriment of the rest of us. With the funds from Prop C being released, we're up to $1,000,000,000 a year on homelessness with nothing to show for it! That majority of that money will likely go to Jennifer Friedenbach and her delusional cronies, instead of eradicating street homelessness - at least that's what many circles are saying. People rightfully condemn Trump for not having a plan 7 months into this pandemic…but are you all any better? 7 months into this and the best you can do is "let them own the streets and turn our public spaces into toxic, violent garbage heaps while terrorizing the neighborhood"? Your ineptitude is on par with Trump's. Shame on you all…the good people of San Francisco deserve so much more than what we're getting from our "leadership".

Signed,

Brandon Crain…an angry, fed up San Franciscan

From:	Board of Supervisors, (BOS)
To:	BOS-Supervisors
Cc:	Wong, Linda (BOS)
Subject:	FW: No on electronic monitoring (File No. 200876)
Date:	Tuesday, October 13, 2020 4:56:00 PM

From: mlyon01 <mlyon01@comcast.net>
Sent: Wednesday, September 30, 2020 1:01 PM
To: Board of Supervisors, (BOS) <board.of.supervisors@sfgov.org>; Fewer, Sandra (BOS) <sandra.fewer@sfgov.org>; Rafael Mandelman <rafaelmandelman@sbcglobal.net>; Walton, Shamann (BOS) <shamann.walton@sfgov.org>
Cc: Michael Lyon <mlyon01@comcast.net>
Subject: No on electronic monitoring

This message is from outside the City email system. Do not open links or attachments from untrusted sources.

My name is Michael Lyon, a member of the No New Jails Coalition. No New Jails vehemently opposes ankle monitors and electronic monitoring.

Recently, the Board finally agreed to close the dangerous and decrepit City Jail 4 at 850 Bryant. Passed amid the uproar over racist police violence and over-incarceration, the ordinance to close 850 Bryant also pledged to make a new jail unnecessary by reducing incarceration, using social services, bail reform, and decriminalization of minor offenses.

Use of electronic monitoring might seem as though it reduces incarceration, but in fact, it doesn't. Between 2018 and early 2020, use of ankle monitors tripled, yet the jail population increased. Electronic monitoring does not decrease incarceration.

Well, you might argue, isn't the surveillance of electronic monitoring an improvement over locking people up? No New Jails says surveillance is NOT an improvement over incarceration if they're both being applied in the same racist and sexist manner, as is inevitable under today's existing racist and sexist policing and court procedures.

But, we do need data on who's been put on Electronic Monitoring, and for what offenses? How many who have been convicted of no crime? When will this be available?

But isn't it better to surveil people than punish them, partarticularly for

those awaiting trial? Wrong. Being monitored IS punishment. The monitors must be recharged every few hours, which may be OK for people working from home on-line, but it's next to impossible to work for lower-paid and largely so-called minority essential workers. And childcare is next to impossible for everyone.

Especially for arrestees who haven't even been convicted of a crime, there needs to be beefed-up Own Recognizance programs and pre-trial diversion.

Sentinel Offender Services, the Sheriff's proposed contractor, has been sued 15 times in federal courts in Georgia, Florida, and California.

The large amounts of money in the Sheriff's budget for administering the Electronic Monitoring program should be used for voluntary housing, community services, and the health and mental health care that would really promote public safety.


Virus-free. www.avg.com

From:	Board of Supervisors, (BOS)
To:	BOS-Supervisors
Cc:	BOS Legislation, (BOS)
Subject:	FW: Appeal of Community Plan Evaluation for 1088 Howard Street (File No. 200891)
Date:	Monday, October 5, 2020 3:48:00 PM
Attachments:	2020-10-05 – Letter Submission to Board of Supervisors.pdf

From: Fereira, Vieana M. <VFereira@reedsmith.com>
Sent: Monday, October 5, 2020 2:02 PM
To: Board of Supervisors, (BOS) <board.of.supervisors@sfgov.org>; Gibson, Lisa (CPC) <lisa.gibson@sfgov.org>; Shum, Ryan (CPC) <ryan.shum@sfgov.org>
Cc: Knauer, Jamie <JKnauer@reedsmith.com>; Babich, Phillip H. <PBabich@ReedSmith.com>
Subject: Appeal of Community Plan Evaluation for 1088 Howard Street

This message is from outside the City email system. Do not open links or attachments from untrusted sources.

Dear Madam Clerk, Ms. Gibson, and Mr. Shum,

Please find enclosed a supplemental submission to the July 4, 2020 Appeal of Community Plan Evaluation for 1088 Howard St. submitted on behalf of Tanaka Gaines, Ron Dagcaoili, and Julian Castaneda of the 195 7th St. Homeowners Association Board.

Thank you.

Vieana Fereira
(415) 659-4778
VFereira@reedsmith.com

Reed Smith LLP
101 Second Street, Suite 1800
San Francisco, CA 94105-3659
(415) 543-8700
Fax (415) 391-8269

* * *
This E-mail, along with any attachments, is considered confidential and may well be legally privileged. If you have received it in error, you are on notice of its status. Please notify us immediately by reply e-mail and then delete this message from your system. Please do not copy it or use it for any purposes, or disclose its contents to any other person. Thank you for your cooperation.
Disclaimer Version RS.US.201.407.01

ReedSmith
Driving progress
through partnership

Phillip Babich
Direct Phone: +1 415 659 5654
Email: pbabich@reedsmith.com

101 Second Street
Suite 1800
San Francisco, CA 94105-3659
+1 415 543 8700
Fax +1 415 391 8269
reedsmith.com

October 5, 2020

By Hand Delivery and Email

Angela Calvillo
Clerk of the Board of Supervisors
1 Dr. Carlton B. Goodlett Place
City Hall, Room 244
San Francisco, CA 94102-4689
Board.of.Supervisors@sfgov.org

Appeal of Community Plan Evaluation for 1088 Howard Street
Board File Number 200891, Planning Case Nos. 2017-009796ENV and 2017-009796APL

Dear Madam Clerk:

On behalf of the above-captioned appeal submitted on July 4, 2020 by Tanaka Gaines, Ron Dagcaoili, and Julian Castaneda of the 195 7th St. Homeowners Association Board, we respectfully submit the following supplemental materials in support thereof:

1. Daily Air Quality Index (AQI) Measurements for the City and County of San Francisco from January 1, 2020 through October 1, 2020 from the United States Environmental Protection Agency

2. Daily and cumulative COVID-19 diagnoses and deaths within the City and County of San Francisco from March 18, 2020 through September 30, 2020.

If you have any questions or problems accessing the documents, please do not hesitate to contact me. Thank you.

Sincerely,

Phillip H Babich

Phillip Babich

PB:th

Enclosures

cc: Lisa Gibson, San Francisco Planning Department <lisa.gibson@sfgov.org>
Ryan Shum, San Francisco Planning Department <ryan.shum@sfgov.org>

Exhibit 1

Date	Source	Site ID	POC	Daily Mean PM2.5 Concentration	UNITS	DAILY_AQI_VALUE	Site Name	DAILY_OBS_COUNT	PERCENT_COMPLETE	AQS_PARAMETER_CODE
1/1/2020	AQS	60750005	3	8.9	ug/m3 LC	37	San Francisco	1	100	88101
1/2/2020	AQS	60750005	3	9.1	ug/m3 LC	38	San Francisco	1	100	88101
1/3/2020	AQS	60750005	3	16.3	ug/m3 LC	60	San Francisco	1	100	88101
1/4/2020	AQS	60750005	3	6.9	ug/m3 LC	29	San Francisco	1	100	88101
1/5/2020	AQS	60750005	3	5.1	ug/m3 LC	21	San Francisco	1	100	88101
1/6/2020	AQS	60750005	3	7.2	ug/m3 LC	30	San Francisco	1	100	88101
1/7/2020	AQS	60750005	3	6.7	ug/m3 LC	28	San Francisco	1	100	88101
1/8/2020	AQS	60750005	3	5.2	ug/m3 LC	22	San Francisco	1	100	88101
1/9/2020	AQS	60750005	3	4.8	ug/m3 LC	20	San Francisco	1	100	88101
1/10/2020	AQS	60750005	3	7.6	ug/m3 LC	32	San Francisco	1	100	88101
1/11/2020	AQS	60750005	3	5.7	ug/m3 LC	24	San Francisco	1	100	88101
1/12/2020	AQS	60750005	3	5.2	ug/m3 LC	22	San Francisco	1	100	88101
1/13/2020	AQS	60750005	3	3.3	ug/m3 LC	14	San Francisco	1	100	88101
1/14/2020	AQS	60750005	3	6.1	ug/m3 LC	25	San Francisco	1	100	88101
1/15/2020	AQS	60750005	3	6.2	ug/m3 LC	26	San Francisco	1	100	88101
1/16/2020	AQS	60750005	3	4.9	ug/m3 LC	20	San Francisco	1	100	88101
1/17/2020	AQS	60750005	3	7.1	ug/m3 LC	30	San Francisco	1	100	88101
1/18/2020	AQS	60750005	3	5.1	ug/m3 LC	21	San Francisco	1	100	88101
1/19/2020	AQS	60750005	3	7.2	ug/m3 LC	30	San Francisco	1	100	88101
1/20/2020	AQS	60750005	3	11.4	ug/m3 LC	48	San Francisco	1	100	88101
1/21/2020	AQS	60750005	3	3.4	ug/m3 LC	14	San Francisco	1	100	88101
1/22/2020	AQS	60750005	3	7.2	ug/m3 LC	30	San Francisco	1	100	88101
1/23/2020	AQS	60750005	3	10.2	ug/m3 LC	43	San Francisco	1	100	88101
1/24/2020	AQS	60750005	3	7.4	ug/m3 LC	31	San Francisco	1	100	88101
1/25/2020	AQS	60750005	3	7.8	ug/m3 LC	33	San Francisco	1	100	88101
1/26/2020	AQS	60750005	3	4.5	ug/m3 LC	19	San Francisco	1	100	88101
1/27/2020	AQS	60750005	3	7.7	ug/m3 LC	32	San Francisco	1	100	88101
1/28/2020	AQS	60750005	3	7.9	ug/m3 LC	33	San Francisco	1	100	88101
1/29/2020	AQS	60750005	3	10.6	ug/m3 LC	44	San Francisco	1	100	88101
1/30/2020	AQS	60750005	3	8.1	ug/m3 LC	34	San Francisco	1	100	88101
1/31/2020	AQS	60750005	3	14	ug/m3 LC	55	San Francisco	1	100	88101
2/1/2020	AQS	60750005	3	19.9	ug/m3 LC	67	San Francisco	1	100	88101
2/2/2020	AQS	60750005	3	5.5	ug/m3 LC	23	San Francisco	1	100	88101
2/3/2020	AQS	60750005	3	2.8	ug/m3 LC	12	San Francisco	1	100	88101
2/4/2020	AQS	60750005	3	5	ug/m3 LC	21	San Francisco	1	100	88101
2/5/2020	AQS	60750005	3	8.7	ug/m3 LC	36	San Francisco	1	100	88101
2/6/2020	AQS	60750005	3	10.9	ug/m3 LC	45	San Francisco	1	100	88101
2/7/2020	AQS	60750005	3	12.5	ug/m3 LC	52	San Francisco	1	100	88101
2/8/2020	AQS	60750005	3	8.9	ug/m3 LC	37	San Francisco	1	100	88101
2/9/2020	AQS	60750005	3	3.8	ug/m3 LC	16	San Francisco	1	100	88101
2/10/2020	AQS	60750005	3	6.1	ug/m3 LC	25	San Francisco	1	100	88101

AQS_PARAMETER_DESC	CBSA_CODE	CBSA_NAME	STATE_CODE	STATE	COUNTY_CODE	COUNTY	SITE_LATITUDE	SITE_LONGITUDE
PM2.5 - Local Conditions	41860	San Francisco-Oakland-Hayward, CA	6	California	75	San Francisco	37.765946	-122.399044

Date	Source	Site ID	POC	Daily Mean PM2.5 Concentration	UNITS	DAILY_AQI_VALUE	Site Name	DAILY_OBS_COUNT	PERCENT_COMPLETE	AQS_PARAMETER_CODE
2/11/2020	AQS	60750005	3	7.4	ug/m3 LC	31	San Francisco	1	100	88101
2/12/2020	AQS	60750005	3	13.5	ug/m3 LC	54	San Francisco	1	100	88101
2/13/2020	AQS	60750005	3	7.6	ug/m3 LC	32	San Francisco	1	100	88101
2/14/2020	AQS	60750005	3	8.4	ug/m3 LC	35	San Francisco	1	100	88101
2/15/2020	AQS	60750005	3	9	ug/m3 LC	38	San Francisco	1	100	88101
2/16/2020	AQS	60750005	3	6.5	ug/m3 LC	27	San Francisco	1	100	88101
2/17/2020	AQS	60750005	3	9.3	ug/m3 LC	39	San Francisco	1	100	88101
2/18/2020	AQS	60750005	3	8.1	ug/m3 LC	34	San Francisco	1	100	88101
2/19/2020	AQS	60750005	3	9.4	ug/m3 LC	39	San Francisco	1	100	88101
2/20/2020	AQS	60750005	3	13.7	ug/m3 LC	54	San Francisco	1	100	88101
2/21/2020	AQS	60750005	3	12.4	ug/m3 LC	52	San Francisco	1	100	88101
2/22/2020	AQS	60750005	3	12.8	ug/m3 LC	52	San Francisco	1	100	88101
2/23/2020	AQS	60750005	3	6.7	ug/m3 LC	28	San Francisco	1	100	88101
2/24/2020	AQS	60750005	3	9.1	ug/m3 LC	38	San Francisco	1	100	88101
2/25/2020	AQS	60750005	3	11.4	ug/m3 LC	48	San Francisco	1	100	88101
2/26/2020	AQS	60750005	3	13.1	ug/m3 LC	53	San Francisco	1	100	88101
2/27/2020	AQS	60750005	3	15.4	ug/m3 LC	58	San Francisco	1	100	88101
2/28/2020	AQS	60750005	3	14.4	ug/m3 LC	56	San Francisco	1	100	88101
2/29/2020	AQS	60750005	3	8.2	ug/m3 LC	34	San Francisco	1	100	88101
3/1/2020	AirNow	60750005	3	4.7	ug/m3 LC	20	San Francisco	1	100	88101
3/2/2020	AirNow	60750005	3	4.9	ug/m3 LC	20	San Francisco	1	100	88101
3/3/2020	AirNow	60750005	3	12.4	ug/m3 LC	52	San Francisco	1	100	88101
3/4/2020	AirNow	60750005	3	13.3	ug/m3 LC	54	San Francisco	1	100	88101
3/5/2020	AirNow	60750005	3	9.3	ug/m3 LC	39	San Francisco	1	100	88101
3/6/2020	AirNow	60750005	3	2.5	ug/m3 LC	10	San Francisco	1	100	88101
3/7/2020	AirNow	60750005	3	1	ug/m3 LC	4	San Francisco	1	100	88101
3/8/2020	AirNow	60750005	3	3.4	ug/m3 LC	14	San Francisco	1	100	88101
3/9/2020	AirNow	60750005	3	5	ug/m3 LC	21	San Francisco	1	100	88101
3/10/2020	AirNow	60750005	3	6.3	ug/m3 LC	26	San Francisco	1	100	88101
3/11/2020	AirNow	60750005	3	5.9	ug/m3 LC	25	San Francisco	1	100	88101
3/12/2020	AirNow	60750005	3	9.5	ug/m3 LC	40	San Francisco	1	100	88101
3/13/2020	AirNow	60750005	3	12.6	ug/m3 LC	52	San Francisco	1	100	88101
3/14/2020	AirNow	60750005	3	1.9	ug/m3 LC	8	San Francisco	1	100	88101
3/15/2020	AirNow	60750005	3	3.2	ug/m3 LC	13	San Francisco	1	100	88101
3/16/2020	AirNow	60750005	3	1.5	ug/m3 LC	6	San Francisco	1	100	88101
3/17/2020	AirNow	60750005	3	2	ug/m3 LC	8	San Francisco	1	100	88101
3/18/2020	AirNow	60750005	3	3.5	ug/m3 LC	15	San Francisco	1	100	88101
3/19/2020	AirNow	60750005	3	4.4	ug/m3 LC	18	San Francisco	1	100	88101
3/20/2020	AirNow	60750005	3	5.7	ug/m3 LC	24	San Francisco	1	100	88101
3/21/2020	AirNow	60750005	3	5.5	ug/m3 LC	23	San Francisco	1	100	88101
3/22/2020	AirNow	60750005	3	6.2	ug/m3 LC	26	San Francisco	1	100	88101

AQS_PARAMETER_DESC	CBSA_CODE	CBSA_NAME	STATE_CODE	STATE	COUNTY_CODE	COUNTY	SITE_LATITUDE	SITE_LONGITUDE
PM2.5 - Local Conditions	41860	San Francisco-Oakland-Hayward, CA	6	California	75	San Francisco	37.765946	-122.399044

Date	Source	Site ID	POC	Daily Mean PM2.5 Concentration	UNITS	DAILY_AQI_VALUE	Site Name	DAILY_OBS_COUNT	PERCENT_COMPLETE	AQS_PARAMETER_CODE
3/23/2020	AirNow	60750005	3	6.6	ug/m3 LC	28	San Francisco	1	100	88101
3/24/2020	AirNow	60750005	3	2	ug/m3 LC	8	San Francisco	1	100	88101
3/25/2020	AirNow	60750005	3	1.6	ug/m3 LC	7	San Francisco	1	100	88101
3/26/2020	AirNow	60750005	3	3.4	ug/m3 LC	14	San Francisco	1	100	88101
3/27/2020	AirNow	60750005	3	7.1	ug/m3 LC	30	San Francisco	1	100	88101
3/28/2020	AirNow	60750005	3	9.3	ug/m3 LC	39	San Francisco	1	100	88101
3/29/2020	AirNow	60750005	3	5.5	ug/m3 LC	23	San Francisco	1	100	88101
3/30/2020	AirNow	60750005	3	1.5	ug/m3 LC	6	San Francisco	1	100	88101
3/31/2020	AirNow	60750005	3	1.5	ug/m3 LC	6	San Francisco	1	100	88101
4/1/2020	AirNow	60750005	3	4.9	ug/m3 LC	20	San Francisco	1	100	88101
4/2/2020	AirNow	60750005	3	5.6	ug/m3 LC	23	San Francisco	1	100	88101
4/3/2020	AirNow	60750005	3	4	ug/m3 LC	17	San Francisco	1	100	88101
4/4/2020	AirNow	60750005	3	2.9	ug/m3 LC	12	San Francisco	1	100	88101
4/5/2020	AirNow	60750005	3	2.4	ug/m3 LC	10	San Francisco	1	100	88101
4/6/2020	AirNow	60750005	3	5.5	ug/m3 LC	23	San Francisco	1	100	88101
4/7/2020	AirNow	60750005	3	5.4	ug/m3 LC	23	San Francisco	1	100	88101
4/8/2020	AirNow	60750005	3	6.1	ug/m3 LC	25	San Francisco	1	100	88101
4/9/2020	AirNow	60750005	3	3	ug/m3 LC	13	San Francisco	1	100	88101
4/10/2020	AirNow	60750005	3	5.2	ug/m3 LC	22	San Francisco	1	100	88101
4/11/2020	AirNow	60750005	3	3.3	ug/m3 LC	14	San Francisco	1	100	88101
4/12/2020	AirNow	60750005	3	12.1	ug/m3 LC	51	San Francisco	1	100	88101
4/13/2020	AirNow	60750005	3	12.9	ug/m3 LC	53	San Francisco	1	100	88101
4/14/2020	AirNow	60750005	3	8.9	ug/m3 LC	37	San Francisco	1	100	88101
4/15/2020	AirNow	60750005	3	11.5	ug/m3 LC	48	San Francisco	1	100	88101
4/16/2020	AirNow	60750005	3	4.6	ug/m3 LC	19	San Francisco	1	100	88101
4/17/2020	AirNow	60750005	3	7	ug/m3 LC	29	San Francisco	1	100	88101
4/18/2020	AirNow	60750005	3	5.4	ug/m3 LC	23	San Francisco	1	100	88101
4/19/2020	AirNow	60750005	3	4.7	ug/m3 LC	20	San Francisco	1	100	88101
4/20/2020	AirNow	60750005	3	5.2	ug/m3 LC	22	San Francisco	1	100	88101
4/21/2020	AirNow	60750005	3	6.5	ug/m3 LC	27	San Francisco	1	100	88101
4/22/2020	AirNow	60750005	3	5.5	ug/m3 LC	23	San Francisco	1	100	88101
4/23/2020	AirNow	60750005	3	4	ug/m3 LC	17	San Francisco	1	100	88101
4/24/2020	AirNow	60750005	3	9.5	ug/m3 LC	40	San Francisco	1	100	88101
4/25/2020	AirNow	60750005	3	6.5	ug/m3 LC	27	San Francisco	1	100	88101
4/26/2020	AirNow	60750005	3	4.4	ug/m3 LC	18	San Francisco	1	100	88101
4/27/2020	AirNow	60750005	3	6	ug/m3 LC	25	San Francisco	1	100	88101
4/28/2020	AirNow	60750005	3	3.7	ug/m3 LC	15	San Francisco	1	100	88101
4/29/2020	AirNow	60750005	3	2.7	ug/m3 LC	11	San Francisco	1	100	88101
4/30/2020	AirNow	60750005	3	5.3	ug/m3 LC	22	San Francisco	1	100	88101
5/1/2020	AQS	60750005	3	5.7	ug/m3 LC	24	San Francisco	1	100	88101
5/2/2020	AQS	60750005	3	1.6	ug/m3 LC	7	San Francisco	1	100	88101

AQS_PARAMETER_DESC	CBSA_CODE	CBSA_NAME	STATE_CODE	STATE	COUNTY_CODE	COUNTY	SITE_LATITUDE	SITE_LONGITUDE
PM2.5 - Local Conditions	41860	San Francisco-Oakland-Hayward, CA	6	California	75	San Francisco	37.765946	-122.399044

Date	Source	Site ID	POC	Daily Mean PM2.5 Concentration	UNITS	DAILY_AQI_VALUE	Site Name	DAILY_OBS_COUNT	PERCENT_COMPLETE	AQS_PARAMETER_CODE
5/3/2020	AQS	60750005	3	5	ug/m3 LC	21	San Francisco	1	100	88101
5/4/2020	AQS	60750005	3	7.1	ug/m3 LC	30	San Francisco	1	100	88101
5/5/2020	AQS	60750005	3	4.7	ug/m3 LC	20	San Francisco	1	100	88101
5/6/2020	AQS	60750005	3	9.5	ug/m3 LC	40	San Francisco	1	100	88101
5/7/2020	AQS	60750005	3	15	ug/m3 LC	57	San Francisco	1	100	88101
5/8/2020	AQS	60750005	3	12.8	ug/m3 LC	52	San Francisco	1	100	88101
5/9/2020	AQS	60750005	3	8.5	ug/m3 LC	35	San Francisco	1	100	88101
5/10/2020	AQS	60750005	3	7.3	ug/m3 LC	30	San Francisco	1	100	88101
5/11/2020	AQS	60750005	3	4.3	ug/m3 LC	18	San Francisco	1	100	88101
5/12/2020	AQS	60750005	3	4.5	ug/m3 LC	19	San Francisco	1	100	88101
5/13/2020	AQS	60750005	3	5.3	ug/m3 LC	22	San Francisco	1	100	88101
5/14/2020	AQS	60750005	3	3.3	ug/m3 LC	14	San Francisco	1	100	88101
5/15/2020	AQS	60750005	3	3.1	ug/m3 LC	13	San Francisco	1	100	88101
5/16/2020	AQS	60750005	3	1.7	ug/m3 LC	7	San Francisco	1	100	88101
5/17/2020	AQS	60750005	3	4.4	ug/m3 LC	18	San Francisco	1	100	88101
5/18/2020	AQS	60750005	3	3.6	ug/m3 LC	15	San Francisco	1	100	88101
5/19/2020	AQS	60750005	3	4.9	ug/m3 LC	20	San Francisco	1	100	88101
5/20/2020	AQS	60750005	3	6.8	ug/m3 LC	28	San Francisco	1	100	88101
5/21/2020	AQS	60750005	3	8.7	ug/m3 LC	36	San Francisco	1	100	88101
5/22/2020	AQS	60750005	3	8.3	ug/m3 LC	35	San Francisco	1	100	88101
5/23/2020	AQS	60750005	3	10.6	ug/m3 LC	44	San Francisco	1	100	88101
5/24/2020	AQS	60750005	3	12.2	ug/m3 LC	51	San Francisco	1	100	88101
5/25/2020	AQS	60750005	3	12.1	ug/m3 LC	51	San Francisco	1	100	88101
5/26/2020	AQS	60750005	3	12.1	ug/m3 LC	51	San Francisco	1	100	88101
5/27/2020	AQS	60750005	3	10.9	ug/m3 LC	45	San Francisco	1	100	88101
5/28/2020	AQS	60750005	3	3.8	ug/m3 LC	16	San Francisco	1	100	88101
5/29/2020	AQS	60750005	3	2.9	ug/m3 LC	12	San Francisco	1	100	88101
5/30/2020	AQS	60750005	3	3.7	ug/m3 LC	15	San Francisco	1	100	88101
5/31/2020	AQS	60750005	3	3.8	ug/m3 LC	16	San Francisco	1	100	88101
6/1/2020	AQS	60750005	3	8.5	ug/m3 LC	35	San Francisco	1	100	88101
6/2/2020	AQS	60750005	3	13	ug/m3 LC	53	San Francisco	1	100	88101
6/3/2020	AQS	60750005	3	15.2	ug/m3 LC	58	San Francisco	1	100	88101
6/4/2020	AQS	60750005	3	18	ug/m3 LC	63	San Francisco	1	100	88101
6/5/2020	AQS	60750005	3	9	ug/m3 LC	38	San Francisco	1	100	88101
6/6/2020	AQS	60750005	3	4.8	ug/m3 LC	20	San Francisco	1	100	88101
6/7/2020	AQS	60750005	3	5.4	ug/m3 LC	23	San Francisco	1	100	88101
6/8/2020	AQS	60750005	3	5.9	ug/m3 LC	25	San Francisco	1	100	88101
6/9/2020	AQS	60750005	3	7.8	ug/m3 LC	33	San Francisco	1	100	88101
6/10/2020	AQS	60750005	3	4.6	ug/m3 LC	19	San Francisco	1	100	88101
6/11/2020	AQS	60750005	3	4.7	ug/m3 LC	20	San Francisco	1	100	88101
6/12/2020	AQS	60750005	3	5.2	ug/m3 LC	22	San Francisco	1	100	88101

AQS_PARAMETER_DESC	CBSA_CODE	CBSA_NAME	STATE_CODE	STATE	COUNTY_CODE	COUNTY	SITE_LATITUDE	SITE_LONGITUDE
PM2.5 - Local Conditions	41860	San Francisco-Oakland-Hayward, CA	6	California	75	San Francisco	37.765946	-122.399044

Date	Source	Site ID	POC	Daily Mean PM2.5 Concentration	UNITS	DAILY_AQI_VALUE	Site Name	DAILY_OBS_COUNT	PERCENT_COMPLETE	AQS_PARAMETER_CODE
6/13/2020	AQS	60750005	3	4.1	ug/m3 LC	17	San Francisco	1	100	88101
6/14/2020	AQS	60750005	3	2	ug/m3 LC	8	San Francisco	1	100	88101
6/15/2020	AQS	60750005	3	5.2	ug/m3 LC	22	San Francisco	1	100	88101
6/16/2020	AQS	60750005	3	7.9	ug/m3 LC	33	San Francisco	1	100	88101
6/17/2020	AQS	60750005	3	7.5	ug/m3 LC	31	San Francisco	1	100	88101
6/18/2020	AQS	60750005	3	14	ug/m3 LC	55	San Francisco	1	100	88101
6/19/2020	AQS	60750005	3	7.3	ug/m3 LC	30	San Francisco	1	100	88101
6/20/2020	AQS	60750005	3	3.6	ug/m3 LC	15	San Francisco	1	100	88101
6/21/2020	AQS	60750005	3	4.7	ug/m3 LC	20	San Francisco	1	100	88101
6/22/2020	AQS	60750005	3	6.6	ug/m3 LC	28	San Francisco	1	100	88101
6/23/2020	AQS	60750005	3	4.5	ug/m3 LC	19	San Francisco	1	100	88101
6/24/2020	AQS	60750005	3	6.5	ug/m3 LC	27	San Francisco	1	100	88101
6/25/2020	AQS	60750005	3	3.7	ug/m3 LC	15	San Francisco	1	100	88101
6/26/2020	AQS	60750005	3	4.5	ug/m3 LC	19	San Francisco	1	100	88101
6/27/2020	AQS	60750005	3	5.6	ug/m3 LC	23	San Francisco	1	100	88101
6/28/2020	AQS	60750005	3	13.8	ug/m3 LC	55	San Francisco	1	100	88101
6/29/2020	AQS	60750005	3	14	ug/m3 LC	55	San Francisco	1	100	88101
6/30/2020	AQS	60750005	3	13.8	ug/m3 LC	55	San Francisco	1	100	88101
7/1/2020	AQS	60750005	3	11.2	ug/m3 LC	47	San Francisco	1	100	88101
7/2/2020	AQS	60750005	3	9.8	ug/m3 LC	41	San Francisco	1	100	88101
7/3/2020	AQS	60750005	3	10.4	ug/m3 LC	43	San Francisco	1	100	88101
7/4/2020	AQS	60750005	3	23	ug/m3 LC	74	San Francisco	1	100	88101
7/5/2020	AQS	60750005	3	14.3	ug/m3 LC	56	San Francisco	1	100	88101
7/6/2020	AQS	60750005	3	10	ug/m3 LC	42	San Francisco	1	100	88101
7/7/2020	AQS	60750005	3	10.7	ug/m3 LC	45	San Francisco	1	100	88101
7/8/2020	AQS	60750005	3	11.7	ug/m3 LC	49	San Francisco	1	100	88101
7/9/2020	AQS	60750005	3	12.3	ug/m3 LC	51	San Francisco	1	100	88101
7/10/2020	AQS	60750005	3	6.5	ug/m3 LC	27	San Francisco	1	100	88101
7/11/2020	AQS	60750005	3	10	ug/m3 LC	42	San Francisco	1	100	88101
7/12/2020	AQS	60750005	3	11.2	ug/m3 LC	47	San Francisco	1	100	88101
7/13/2020	AQS	60750005	3	12.8	ug/m3 LC	52	San Francisco	1	100	88101
7/14/2020	AQS	60750005	3	9.6	ug/m3 LC	40	San Francisco	1	100	88101
7/15/2020	AQS	60750005	3	4.6	ug/m3 LC	19	San Francisco	1	100	88101
7/16/2020	AQS	60750005	3	4.2	ug/m3 LC	18	San Francisco	1	100	88101
7/17/2020	AQS	60750005	3	3.6	ug/m3 LC	15	San Francisco	1	100	88101
7/18/2020	AQS	60750005	3	4.2	ug/m3 LC	18	San Francisco	1	100	88101
7/19/2020	AQS	60750005	3	2.2	ug/m3 LC	9	San Francisco	1	100	88101
7/20/2020	AQS	60750005	3	2.5	ug/m3 LC	10	San Francisco	1	100	88101
7/21/2020	AQS	60750005	3	1.9	ug/m3 LC	8	San Francisco	1	100	88101
7/22/2020	AQS	60750005	3	2.2	ug/m3 LC	9	San Francisco	1	100	88101
7/23/2020	AQS	60750005	3	3	ug/m3 LC	13	San Francisco	1	100	88101

AQS_PARAMETER_DESC	CBSA_CODE	CBSA_NAME	STATE_CODE	STATE	COUNTY_CODE	COUNTY	SITE_LATITUDE	SITE_LONGITUDE
PM2.5 - Local Conditions	41860	San Francisco-Oakland-Hayward, CA	6	California	75	San Francisco	37.765946	-122.399044

Date	Source	Site ID	POC	Daily Mean PM2.5 Concentration	UNITS	DAILY_AQI_VALUE	Site Name	DAILY_OBS_COUNT	PERCENT_COMPLETE	AQS_PARAMETER_CODE
7/24/2020	AQS	60750005	3	8.9	ug/m3 LC	37	San Francisco	1	100	88101
7/25/2020	AQS	60750005	3	7.8	ug/m3 LC	33	San Francisco	1	100	88101
7/26/2020	AQS	60750005	3	6.8	ug/m3 LC	28	San Francisco	1	100	88101
7/27/2020	AQS	60750005	3	3.7	ug/m3 LC	15	San Francisco	1	100	88101
7/28/2020	AQS	60750005	3	9.4	ug/m3 LC	39	San Francisco	1	100	88101
7/29/2020	AQS	60750005	3	2.6	ug/m3 LC	11	San Francisco	1	100	88101
7/30/2020	AQS	60750005	3	3.8	ug/m3 LC	16	San Francisco	1	100	88101
7/31/2020	AQS	60750005	3	5.2	ug/m3 LC	22	San Francisco	1	100	88101
8/1/2020	AQS	60750005	3	3.1	ug/m3 LC	13	San Francisco	1	100	88101
8/2/2020	AQS	60750005	3	5.3	ug/m3 LC	22	San Francisco	1	100	88101
8/3/2020	AQS	60750005	3	7	ug/m3 LC	29	San Francisco	1	100	88101
8/4/2020	AQS	60750005	3	7.9	ug/m3 LC	33	San Francisco	1	100	88101
8/5/2020	AQS	60750005	3	7.8	ug/m3 LC	33	San Francisco	1	100	88101
8/6/2020	AQS	60750005	3	6.9	ug/m3 LC	29	San Francisco	1	100	88101
8/7/2020	AQS	60750005	3	12.6	ug/m3 LC	52	San Francisco	1	100	88101
8/8/2020	AQS	60750005	3	9	ug/m3 LC	38	San Francisco	1	100	88101
8/9/2020	AQS	60750005	3	5.9	ug/m3 LC	25	San Francisco	1	100	88101
8/10/2020	AQS	60750005	3	7	ug/m3 LC	29	San Francisco	1	100	88101
8/11/2020	AQS	60750005	3	4.3	ug/m3 LC	18	San Francisco	1	100	88101
8/12/2020	AQS	60750005	3	4.3	ug/m3 LC	18	San Francisco	1	100	88101
8/13/2020	AQS	60750005	3	13.2	ug/m3 LC	53	San Francisco	1	100	88101
8/14/2020	AQS	60750005	3	10.2	ug/m3 LC	43	San Francisco	1	100	88101
8/15/2020	AQS	60750005	3	11.7	ug/m3 LC	49	San Francisco	1	100	88101
8/16/2020	AQS	60750005	3	10.2	ug/m3 LC	43	San Francisco	1	100	88101
8/17/2020	AQS	60750005	3	6.9	ug/m3 LC	29	San Francisco	1	100	88101
8/18/2020	AQS	60750005	3	11.4	ug/m3 LC	48	San Francisco	1	100	88101
8/19/2020	AQS	60750005	3	39.7	ug/m3 LC	111	San Francisco	1	100	88101
8/20/2020	AQS	60750005	3	18.3	ug/m3 LC	64	San Francisco	1	100	88101
8/21/2020	AQS	60750005	3	26.5	ug/m3 LC	81	San Francisco	1	100	88101
8/22/2020	AQS	60750005	3	22.2	ug/m3 LC	72	San Francisco	1	100	88101
8/23/2020	AQS	60750005	3	23.2	ug/m3 LC	74	San Francisco	1	100	88101
8/24/2020	AQS	60750005	3	20.1	ug/m3 LC	68	San Francisco	1	100	88101
8/25/2020	AQS	60750005	3	24.5	ug/m3 LC	77	San Francisco	1	100	88101
8/26/2020	AQS	60750005	3	8	ug/m3 LC	33	San Francisco	1	100	88101
8/27/2020	AQS	60750005	3	7.8	ug/m3 LC	33	San Francisco	1	100	88101
8/28/2020	AQS	60750005	3	33.7	ug/m3 LC	96	San Francisco	1	100	88101
8/29/2020	AQS	60750005	3	15	ug/m3 LC	57	San Francisco	1	100	88101
8/30/2020	AQS	60750005	3	15.1	ug/m3 LC	57	San Francisco	1	100	88101
8/31/2020	AQS	60750005	3	27	ug/m3 LC	82	San Francisco	1	100	88101
9/1/2020	AirNow	60750005	3	21	ug/m3 LC	70	San Francisco	1	100	88101
9/2/2020	AirNow	60750005	3	10.3	ug/m3 LC	43	San Francisco	1	100	88101

AQS_PARAMETER_DESC	CBSA_CODE	CBSA_NAME	STATE_CODE	STATE	COUNTY_CODE	COUNTY	SITE_LATITUDE	SITE_LONGITUDE
PM2.5 - Local Conditions	41860	San Francisco-Oakland-Hayward, CA	6	California	75	San Francisco	37.765946	-122.399044

Date	Source	Site ID	POC	Daily Mean PM2.5 Concentration	UNITS	DAILY_AQI_VALUE	Site Name	DAILY_OBS_COUNT	PERCENT_COMPLETE	AQS_PARAMETER_CODE
9/3/2020	AirNow	60750005	3	22	ug/m3 LC	72	San Francisco	1	100	88101
9/4/2020	AirNow	60750005	3	17.6	ug/m3 LC	63	San Francisco	1	100	88101
9/5/2020	AirNow	60750005	3	23.2	ug/m3 LC	74	San Francisco	1	100	88101
9/6/2020	AirNow	60750005	3	32.7	ug/m3 LC	94	San Francisco	1	100	88101
9/7/2020	AirNow	60750005	3	24	ug/m3 LC	76	San Francisco	1	100	88101
9/8/2020	AirNow	60750005	3	11.5	ug/m3 LC	48	San Francisco	1	100	88101
9/9/2020	AirNow	60750005	3	31.4	ug/m3 LC	92	San Francisco	1	100	88101
9/10/2020	AirNow	60750005	3	123.1	ug/m3 LC	186	San Francisco	1	100	88101
9/11/2020	AirNow	60750005	3	147.3	ug/m3 LC	198	San Francisco	1	100	88101
9/12/2020	AirNow	60750005	3	96	ug/m3 LC	172	San Francisco	1	100	88101
9/13/2020	AirNow	60750005	3	110.7	ug/m3 LC	180	San Francisco	1	100	88101
9/14/2020	AirNow	60750005	3	111.7	ug/m3 LC	180	San Francisco	1	100	88101
9/15/2020	AirNow	60750005	3	19.8	ug/m3 LC	67	San Francisco	1	100	88101
9/16/2020	AirNow	60750005	3	1.6	ug/m3 LC	7	San Francisco	1	100	88101
9/17/2020	AirNow	60750005	3	3.7	ug/m3 LC	15	San Francisco	1	100	88101
9/18/2020	AirNow	60750005	3	5.6	ug/m3 LC	23	San Francisco	1	100	88101
9/19/2020	AirNow	60750005	3	8.9	ug/m3 LC	37	San Francisco	1	100	88101
9/20/2020	AirNow	60750005	3	13.2	ug/m3 LC	53	San Francisco	1	100	88101
9/21/2020	AirNow	60750005	3	10.1	ug/m3 LC	42	San Francisco	1	100	88101
9/22/2020	AirNow	60750005	3	4	ug/m3 LC	17	San Francisco	1	100	88101
9/23/2020	AirNow	60750005	3	3.7	ug/m3 LC	15	San Francisco	1	100	88101
9/24/2020	AirNow	60750005	3	4.5	ug/m3 LC	19	San Francisco	1	100	88101
9/25/2020	AirNow	60750005	3	10	ug/m3 LC	42	San Francisco	1	100	88101
9/26/2020	AirNow	60750005	3	8.5	ug/m3 LC	35	San Francisco	1	100	88101
9/27/2020	AirNow	60750005	3	17.9	ug/m3 LC	63	San Francisco	1	100	88101
9/28/2020	AirNow	60750005	3	17.8	ug/m3 LC	63	San Francisco	1	100	88101
9/29/2020	AirNow	60750005	3	3.6	ug/m3 LC	15	San Francisco	1	100	88101
9/30/2020	AirNow	60750005	3	19.2	ug/m3 LC	66	San Francisco	1	100	88101
10/1/2020	AirNow	60750005	3	47.2	ug/m3 LC	130	San Francisco	1	100	88101

AQS_PARAMETER_DESC	CBSA_CODE	CBSA_NAME	STATE_CODE	STATE	COUNTY_CODE	COUNTY	SITE_LATITUDE	SITE_LONGITUDE
PM2.5 - Local Conditions	41860	San Francisco-Oakland-Hayward, CA	6	California	75	San Francisco	37.765946	-122.399044

Exhibit 2

county	totalcountconfirmed	totalcountdeaths	newcountconfirmed	newcountdeaths	date
San Francisco	65	0	65	0	3/18/2020
San Francisco	80	0	15	0	3/19/2020
San Francisco	87	0	7	0	3/20/2020
San Francisco	106	0	19	0	3/21/2020
San Francisco	134	0	28	0	3/22/2020
San Francisco	152	0	18	0	3/23/2020
San Francisco	181	1	29	1	3/24/2020
San Francisco	213	2	32	1	3/25/2020
San Francisco	261	1	48	-1	3/26/2020
San Francisco	285	2	24	1	3/27/2020
San Francisco	300	3	15	1	3/28/2020
San Francisco	333	5	33	2	3/29/2020
San Francisco	368	5	35	0	3/30/2020
San Francisco	404	5	36	0	3/31/2020
San Francisco	432	6	28	1	4/1/2020
San Francisco	473	6	41	0	4/2/2020
San Francisco	506	6	33	0	4/3/2020
San Francisco	537	6	31	0	4/4/2020
San Francisco	559	6	22	0	4/5/2020
San Francisco	586	6	27	0	4/6/2020
San Francisco	636	6	50	0	4/7/2020
San Francisco	687	7	51	1	4/8/2020
San Francisco	748	8	61	1	4/9/2020
San Francisco	797	12	49	4	4/10/2020
San Francisco	860	12	63	0	4/11/2020
San Francisco	886	12	26	0	4/12/2020
San Francisco	959	15	73	3	4/13/2020
San Francisco	968	15	9	0	4/14/2020
San Francisco	1006	17	38	2	4/15/2020
San Francisco	1039	17	33	0	4/16/2020
San Francisco	1090	20	51	3	4/17/2020
San Francisco	1144	20	54	0	4/18/2020
San Francisco	1153	20	9	0	4/19/2020
San Francisco	1223	20	70	0	4/20/2020
San Francisco	1232	20	9	0	4/21/2020
San Francisco	1255	21	23	1	4/22/2020
San Francisco	1312	21	57	0	4/23/2020
San Francisco	1345	22	33	1	4/24/2020
San Francisco	1341	22	-4	0	4/25/2020
San Francisco	1403	23	62	1	4/26/2020
San Francisco	1453	23	50	0	4/27/2020
San Francisco	1471	23	18	0	4/28/2020
San Francisco	1489	23	18	0	4/29/2020
San Francisco	1518	26	29	3	4/30/2020
San Francisco	1552	29	34	3	5/1/2020
San Francisco	1632	29	80	0	5/2/2020
San Francisco	1692	30	60	1	5/3/2020

county	totalcountconfirmed	totalcountdeaths	newcountconfirmed	newcountdeaths	date
San Francisco	1760	31	68	1	5/4/2020
San Francisco	1779	31	19	0	5/5/2020
San Francisco	1804	31	25	0	5/6/2020
San Francisco	1852	32	48	1	5/7/2020
San Francisco	1890	33	38	1	5/8/2020
San Francisco	1944	34	54	1	5/9/2020
San Francisco	1953	34	9	0	5/10/2020
San Francisco	1974	35	21	1	5/11/2020
San Francisco	1981	35	7	0	5/12/2020
San Francisco	2004	35	23	0	5/13/2020
San Francisco	2029	35	25	0	5/14/2020
San Francisco	2062	36	33	1	5/15/2020
San Francisco	2094	36	32	0	5/16/2020
San Francisco	2132	36	38	0	5/17/2020
San Francisco	2183	36	51	0	5/18/2020
San Francisco	2186	36	3	0	5/19/2020
San Francisco	2199	37	13	1	5/20/2020
San Francisco	2248	37	49	0	5/21/2020
San Francisco	2251	40	3	3	5/22/2020
San Francisco	2312	40	61	0	5/23/2020
San Francisco	2318	40	6	0	5/24/2020
San Francisco	2358	40	40	0	5/25/2020
San Francisco	2363	40	5	0	5/26/2020
San Francisco	2394	40	31	0	5/27/2020
San Francisco	2417	40	23	0	5/28/2020
San Francisco	2453	41	36	1	5/29/2020
San Francisco	2496	41	43	0	5/30/2020
San Francisco	2501	42	5	1	5/31/2020
San Francisco	2546	43	45	1	6/1/2020
San Francisco	2554	43	8	0	6/2/2020
San Francisco	2608	43	54	0	6/3/2020
San Francisco	2636	43	28	0	6/4/2020
San Francisco	2675	43	39	0	6/5/2020
San Francisco	2674	43	-1	0	6/6/2020
San Francisco	2674	43	0	0	6/7/2020
San Francisco	2715	43	41	0	6/8/2020
San Francisco	2749	44	34	1	6/9/2020
San Francisco	2774	44	25	0	6/10/2020
San Francisco	2766	44	-8	0	6/11/2020
San Francisco	2823	44	57	0	6/12/2020
San Francisco	2834	44	11	0	6/13/2020
San Francisco	2834	45	0	1	6/14/2020
San Francisco	2833	45	-1	0	6/15/2020
San Francisco	2893	46	60	1	6/16/2020
San Francisco	2906	47	13	1	6/17/2020
San Francisco	2951	47	45	0	6/18/2020
San Francisco	2968	47	17	0	6/19/2020

county	totalcountconfirmed	totalcountdeaths	newcountconfirmed	newcountdeaths	date
San Francisco	2999	47	31	0	6/20/2020
San Francisco	3000	47	1	0	6/21/2020
San Francisco	3000	48	0	1	6/22/2020
San Francisco	3177	48	177	0	6/23/2020
San Francisco	3216	48	39	0	6/24/2020
San Francisco	3258	48	42	0	6/25/2020
San Francisco	3341	48	83	0	6/26/2020
San Francisco	3393	49	52	1	6/27/2020
San Francisco	3447	50	54	1	6/28/2020
San Francisco	3511	50	64	0	6/29/2020
San Francisco	3601	50	90	0	6/30/2020
San Francisco	3624	50	23	0	7/1/2020
San Francisco	3676	50	52	0	7/2/2020
San Francisco	3781	50	105	0	7/3/2020
San Francisco	3861	50	80	0	7/4/2020
San Francisco	3861	50	0	0	7/5/2020
San Francisco	3861	50	0	0	7/6/2020
San Francisco	4045	50	184	0	7/7/2020
San Francisco	4093	50	48	0	7/8/2020
San Francisco	4143	50	50	0	7/9/2020
San Francisco	4305	50	162	0	7/10/2020
San Francisco	4430	50	125	0	7/11/2020
San Francisco	4535	50	105	0	7/12/2020
San Francisco	4595	50	60	0	7/13/2020
San Francisco	4659	50	64	0	7/14/2020
San Francisco	4757	50	98	0	7/15/2020
San Francisco	4838	51	81	1	7/16/2020
San Francisco	4967	52	129	1	7/17/2020
San Francisco	5051	52	84	0	7/18/2020
San Francisco	5094	52	43	0	7/19/2020
San Francisco	5090	52	-4	0	7/20/2020
San Francisco	5377	53	287	1	7/21/2020
San Francisco	5473	53	96	0	7/22/2020
San Francisco	5543	55	70	2	7/23/2020
San Francisco	5611	56	68	1	7/24/2020
San Francisco	5644	56	33	0	7/25/2020
San Francisco	5823	56	179	0	7/26/2020
San Francisco	5825	56	2	0	7/27/2020
San Francisco	5888	56	63	0	7/28/2020
San Francisco	6041	57	153	1	7/29/2020
San Francisco	6107	58	66	1	7/30/2020
San Francisco	6126	59	19	1	7/31/2020
San Francisco	6296	61	170	2	8/1/2020
San Francisco	6297	61	1	0	8/2/2020
San Francisco	6319	61	22	0	8/3/2020
San Francisco	6568	61	249	0	8/4/2020
San Francisco	6701	62	133	1	8/5/2020

county	totalcountconfirmed	totalcountdeaths	newcountconfirmed	newcountdeaths	date
San Francisco	6737	63	36	1	8/6/2020
San Francisco	6765	64	28	1	8/7/2020
San Francisco	6820	67	55	3	8/8/2020
San Francisco	6820	67	0	0	8/9/2020
San Francisco	6816	67	-4	0	8/10/2020
San Francisco	6988	67	172	0	8/11/2020
San Francisco	7194	67	206	0	8/12/2020
San Francisco	7277	67	83	0	8/13/2020
San Francisco	7467	69	190	2	8/14/2020
San Francisco	7601	69	134	0	8/15/2020
San Francisco	7602	69	1	0	8/16/2020
San Francisco	7600	69	-2	0	8/17/2020
San Francisco	8016	70	416	1	8/18/2020
San Francisco	8236	72	220	2	8/19/2020
San Francisco	8262	72	26	0	8/20/2020
San Francisco	8375	72	113	0	8/21/2020
San Francisco	8568	74	193	2	8/22/2020
San Francisco	8564	77	-4	3	8/23/2020
San Francisco	8621	77	57	0	8/24/2020
San Francisco	8848	77	227	0	8/25/2020
San Francisco	8938	80	90	3	8/26/2020
San Francisco	9014	82	76	2	8/27/2020
San Francisco	9135	83	121	1	8/28/2020
San Francisco	9291	83	156	0	8/29/2020
San Francisco	9294	83	3	0	8/30/2020
San Francisco	9293	83	-1	0	8/31/2020
San Francisco	9492	83	199	0	9/1/2020
San Francisco	9587	84	95	1	9/2/2020
San Francisco	9636	84	49	0	9/3/2020
San Francisco	9694	84	58	0	9/4/2020
San Francisco	9812	86	118	2	9/5/2020
San Francisco	9813	86	1	0	9/6/2020
San Francisco	9813	86	0	0	9/7/2020
San Francisco	9821	86	8	0	9/8/2020
San Francisco	9996	87	175	1	9/9/2020
San Francisco	10082	88	86	1	9/10/2020
San Francisco	10133	89	51	1	9/11/2020
San Francisco	10257	90	124	1	9/12/2020
San Francisco	10254	91	-3	1	9/13/2020
San Francisco	10255	91	1	0	9/14/2020
San Francisco	10414	91	159	0	9/15/2020
San Francisco	10502	91	88	0	9/16/2020
San Francisco	10564	91	62	0	9/17/2020
San Francisco	10644	96	80	5	9/18/2020
San Francisco	10741	97	97	1	9/19/2020
San Francisco	10743	99	2	2	9/20/2020
San Francisco	10743	99	0	0	9/21/2020

county	totalcountconfirmed	totalcountdeaths	newcountconfirmed	newcountdeaths	date
San Francisco	10893	99	150	0	9/22/2020
San Francisco	10926	99	33	0	9/23/2020
San Francisco	10992	99	66	0	9/24/2020
San Francisco	11066	99	74	0	9/25/2020
San Francisco	11113	101	47	2	9/26/2020
San Francisco	11114	101	1	0	9/27/2020
San Francisco	11114	101	0	0	9/28/2020
San Francisco	11142	101	28	0	9/29/2020
San Francisco	11247	104	105	3	9/30/2020

From: Board of Supervisors, (BOS)
To: BOS-Supervisors
Cc: BOS Legislation, (BOS)
Subject: 44 letters regarding File No. 200908
Date: Thursday, October 15, 2020 3:09:00 PM
Attachments: 44 letters regarding File No. 200908.pdf

Hello Supervisors,

Please see attached 44 letters regarding File No. 200908.

> **File No. 200908** - Hearing of persons interested in or objecting to the determination of exemption from environmental review under the California Environmental Quality Act issued as a Common Sense Exemption by the Planning Department on June 16, 2019, for the proposed Department of Public Health - Local Oversight Program Site No. 12076 Investigation/Remediation project located beneath the sidewalk in front of 1776 Green Street. (District 2) (Appellant: Richard Drury of Lozeau Drury LLP, on behalf of The Hollow Revolution) (Filed July 17, 2020)

Regards,

Jackie Hickey
Board of Supervisors
1 Dr. Carlton B. Goodlett Place, City Hall, Room 244
San Francisco, CA 94102-4689
Phone: (415) 554-5184 | Direct: (415) 554-7701
jacqueline.hickey@sfgov.org| www.sfbos.org

From:	Jerry Chen
To:	Board of Supervisors, (BOS)
Cc:	ceqagreen@gmail.com
Subject:	1776 Green Street CEQA
Date:	Sunday, October 4, 2020 4:43:45 PM

This message is from outside the City email system. Do not open links or attachments from untrusted sources.

President Norman Yee and Members of the Board of Supervisors
c/o Angela Cavillo, Clerk of the Board of Supervisors
San Francisco City Hall
1 Dr. Carlton B. Goodlett Place, Room 244
San Francisco, CA 94102
bos@sfgov.org

RE: 1776 Green Street, File No. 200908 - SUPPORT of Appeal of CEQA Determination of Exemption from Environmental Review

Honorable Members of the Board of Supervisors:

I'm writing to support the appeal of a CEQA exemption for the proposed project at 1776 Green Street. The developer intends to construct five luxury condos on a heavily contaminated site, which was used as an automobile repair shop for over 100 years. The site is contaminated with benzene, a known carcinogen that causes leukemia, at levels over 900 times in excess of state residential standards. CEQA review is required to ensure that this contamination is adequately cleaned-up in a manner that safeguards nearby residents, community members, construction workers, and future residents.

Furthermore, 1776 Green Street is located within a one-block radius of three sensitive receptor locations: Sherman Elementary School (a public school with over 375 students), Allyne Park, and Golden Gate Valley Library, which offers highly popular programming for children and seniors. Children and the elderly have a higher risk of negative health outcomes due to exposure to toxic materials. As a result, there should be *heightened* environmental review of this project rather than an exemption.

I'm also concerned that according to a recent San Francisco Chronicle article, the City appears to have exempted many other projects on contaminated sites from CEQA review. CEQA section 21084c requires public environmental review before projects are approved on heavily contaminated sites such as 1776 Green Street. The City must comply with this state law to protect the health and safety of its residents both near this project and throughout San Francisco.

Thank you,

Jerry Chen

540 Delancey Street #401
San Francisco, CA 94107

From:	Board of Supervisors, (BOS)
To:	BOS-Supervisors
Cc:	BOS Legislation, (BOS)
Subject:	FW: 1776 Green Street, File No. 200908 - SUPPORT of Appeal of CEQA Determination of Exemption from Environmental Review
Date:	Monday, October 5, 2020 10:39:00 AM

From: Anthony M. Garcia <anthony.garcia@gmail.com>
Sent: Sunday, October 4, 2020 2:30 PM
To: Board of Supervisors, (BOS) <board.of.supervisors@sfgov.org>
Subject: RE: 1776 Green Street, File No. 200908 - SUPPORT of Appeal of CEQA Determination of Exemption from Environmental Review

This message is from outside the City email system. Do not open links or attachments from untrusted sources.

President Norman Yee and Members of the Board of Supervisors
c/o Angela Cavillo, Clerk of the Board of Supervisors
San Francisco City Hall
1 Dr. Carlton B. Goodlett Place, Room 244
San Francisco, CA 94102
bos@sfgov.org

RE: 1776 Green Street, File No. 200908 - SUPPORT of Appeal of CEQA Determination of Exemption from Environmental Review

Honorable Members of the Board of Supervisors:

I'm writing to support the appeal of a CEQA exemption for the proposed project at 1776 Green Street. The developer intends to construct five luxury condos on a heavily contaminated site, which was used as an automobile repair shop for over 100 years. The site is contaminated with benzene, a known carcinogen that causes leukemia, at levels over 900 times in excess of state residential standards. CEQA review is required to ensure that this contamination is adequately cleaned-up in a manner that safeguards nearby residents, community members, construction workers, and future residents.

Furthermore, 1776 Green Street is located within a one-block radius of three sensitive receptor locations: Sherman Elementary School (a public school with over 375 students), Allyne Park, and Golden Gate Valley Library, which offers highly popular programming for children and seniors. Children and the elderly have a higher risk of negative health outcomes due to exposure to toxic materials. As a result, there should be *heightened* environmental review of this project rather than an exemption.

I'm also concerned that according to a recent San Francisco Chronicle article, the City appears to have exempted many other projects on contaminated sites from CEQA review. CEQA section 21084c requires public environmental review before projects are approved on heavily contaminated sites such as 1776 Green Street. The City must comply with this state law to protect the health and safety of its residents both near this project and throughout San Francisco.

Thank you,

Anthony Garcìa
765E Portola Street
San Francisco, CA 94129

From:	Board of Supervisors, (BOS)
To:	BOS-Supervisors
Cc:	BOS Legislation, (BOS)
Subject:	FW: SUPPORT of Appeal of California Environmental Quality Act (CEQA) Determination of Exemption from Environmental Review (File No. 200908)
Date:	Monday, October 5, 2020 10:40:00 AM

From: Fred Seguritan <fredseguritan@gmail.com>
Sent: Sunday, October 4, 2020 4:00 PM
To: Board of Supervisors, (BOS) <board.of.supervisors@sfgov.org>
Subject: SUPPORT of Appeal of California Environmental Quality Act (CEQA) Determination of Exemption from Environmental Review

This message is from outside the City email system. Do not open links or attachments from untrusted sources.

President Norman Yee and Members of the Board of Supervisors
c/o Angela Cavillo, Clerk of the Board of Supervisors
San Francisco City Hall
1 Dr. Carlton B. Goodlett Place, Room 244
San Francisco, CA 94102
bos@sfgov.org [sfgov.org]

RE: 1776 Green Street, File No. 200908 - SUPPORT of Appeal of California Environmental Quality Act (CEQA) Determination of Exemption from Environmental Review

Honorable Members of the Board of Supervisors:

I'm writing to support the appeal of a CEQA exemption for the proposed project at 1776 Green Street. I'm deeply concerned by the fact that the City of San Francisco has exempted many projects on highly contaminated sites from CEQA review. The City must comply with CEQA to ensure the health and safety of the community around 1776 Green Street and throughout San Francisco.

1776 Green Street is highly contaminated with carcinogens including benzene, which is known to cause leukemia. The proposed project is within a one-block radius of three important public resources--an elementary school, a park, and a popular library--that serve a diverse community from infants to seniors. Given this, there should be a heightened environmental review rather than an exemption. In light of all of the environmental and health challenges San Francisco is currently facing, from the wildfires to COVID-19, it seems that the Board of Supervisors should do everything within its power to support our health and wellbeing, and that includes heightened environmental review of projects on sites contaminated with toxic materials.

I support the creation of new housing in San Francisco, but only when done properly and done safely, and certainly not at the expense of public health.

Thank you,

Fred Seguritan

From:	Board of Supervisors, (BOS)
To:	BOS-Supervisors
Cc:	BOS Legislation, (BOS)
Subject:	FW: Support of appeal re: 1776 Green St, File 200908
Date:	Monday, October 5, 2020 10:57:00 AM

From: Martha Nicholson <marthaknicholson@gmail.com>
Sent: Sunday, October 4, 2020 7:28 PM
To: Board of Supervisors, (BOS) <board.of.supervisors@sfgov.org>
Subject: Support of appeal re: 1776 Green St, File 200908

This message is from outside the City email system. Do not open links or attachments from untrusted sources.

President Norman Yee and Members of the Board of Supervisors
c/o Angela Cavillo, Clerk of the Board of Supervisors
San Francisco City Hall
1 Dr. Carlton B. Goodlett Place, Room 244
San Francisco, CA 94102
bos@sfgov.org

RE: 1776 Green Street, File No. 200908 – SUPPORT of Appeal of California Environmental Quality Act (CEQA) Determination of Exemption from Environmental Review

Honorable Members of the Board of Supervisors:

I am a longtime resident of San Francisco, a board certified pediatrician trained at UCSF and UC Davis, and currently in practice at Lucile Packard Children's Hospital at Stanford University.

I'm writing to support the appeal of a CEQA exemption for the proposed project at 1776 Green Street. I'm deeply concerned by the fact that the City of San Francisco has exempted many projects on highly contaminated sites from CEQA review. The City must comply with CEQA to ensure the health and safety of the community around 1776 Green Street and throughout San Francisco.

As a pediatrician and a mother of two school-aged children, I think it's unacceptable that the City is attempting to avoid public environmental review of 1776 Green Street, especially since the site is highly contaminated with carcinogens including benzene, which is known to cause leukemia. The proposed project is within a one-block radius of three sensitive receptor locations: Sherman Elementary School (a public school with over 375 students), Allyne Park, and the Golden Gate Valley Library branch which provides highly popular programming to infants and children. As a result, there should be *heightened* environmental review of this project rather than an exemption from CEQA review. In light of all of the environmental and health challenges San Francisco is currently facing, from the wildfires to COVID-19, it seems that the Board of Supervisors should do everything within its power to support our health and wellbeing, and that includes heightened environmental review of projects on sites contaminated with toxic materials.

I support the creation of new housing in San Francisco, but only when done properly and done safely, and certainly not at the expense of public health.

Sincerely,

Martha Nicholson, MD
361 Warren Drive
San Francisco, CA
94131

From:	Board of Supervisors, (BOS)
To:	BOS-Supervisors
Cc:	BOS Legislation, (BOS)
Subject:	FW: 1776 Green Street, File No. 200908
Date:	Tuesday, October 6, 2020 9:13:00 AM

From: Demi Seguritan <demihuynh@gmail.com>
Sent: Monday, October 5, 2020 11:33 AM
To: Board of Supervisors, (BOS) <board.of.supervisors@sfgov.org>
Subject: 1776 Green Street, File No. 200908

This message is from outside the City email system. Do not open links or attachments from untrusted sources.

October 5, 2020

President Norman Yee and Members of the Board of Supervisors

c/o Angela Cavillo, Clerk of the Board of Supervisors

San Francisco City Hall

1 Dr. Carlton B. Goodlett Place, Room 244

San Francisco, CA 94102

bos@sfgov.org

RE: 1776 Green Street, File No. 200908 - SUPPORT of Appeal of California Environmental Quality Act (CEQA) Determination of Exemption from Environmental Review

Honorable Members of the Board of Supervisors:

I'm writing to support the appeal of a CEQA exemption for the proposed project at 1776 Green Street. I'm deeply concerned by the fact that the City of San Francisco has exempted many projects on highly contaminated sites from CEQA review. The City must comply with CEQA to ensure the health and safety of the community around 1776 Green Street and throughout San Francisco.

1776 Green Street is highly contaminated with carcinogens including benzene, which is known to cause leukemia. The proposed project is within a one-block radius of three important public resources--an elementary school, a park, and a popular library--that serve a diverse community from infants to seniors. Given this, there should be a heightened environmental review rather than an exemption. In light of all of the environmental and health challenges San Francisco is currently facing, from the wildfires to COVID-19, it seems that the Board of Supervisors should do everything within its power to support our health and wellbeing, and that includes heightened environmental review of projects on sites contaminated with toxic materials.

I support the creation of new housing in San Francisco, but only when done properly and done safely, and certainly not at the expense of public health.

Thank you,

Demi Seguritan

Demi H. Seguritan
E. demihuynh@gmail.com
M. (510) 909-2315

From:	Board of Supervisors, (BOS)
To:	BOS-Supervisors
Cc:	BOS Legislation, (BOS)
Subject:	FW: 1776 Green Street, File No. 200908 - SUPPORT of Appeal of CEQA Determination of Exemption from Environmental Review
Date:	Tuesday, October 6, 2020 9:14:00 AM

From: Mike Hsieh <hsiehdog@hotmail.com>
Sent: Tuesday, October 6, 2020 8:42 AM
To: Board of Supervisors, (BOS) <board.of.supervisors@sfgov.org>
Subject: RE: 1776 Green Street, File No. 200908 - SUPPORT of Appeal of CEQA Determination of Exemption from Environmental Review

This message is from outside the City email system. Do not open links or attachments from untrusted sources.

Honorable Members of the Board of Supervisors:

I'm writing to support the appeal of a CEQA exemption for the proposed project at 1776 Green Street. The developer intends to construct five luxury condos on a heavily contaminated site, which was used as an automobile repair shop for over 100 years. The site is contaminated with benzene, a known carcinogen that causes leukemia, at levels over 900 times in excess of state residential standards. CEQA review is required to ensure that this contamination is adequately cleaned-up in a manner that safeguards nearby residents, community members, construction workers, and future residents.

Furthermore, 1776 Green Street is located within a one-block radius of three sensitive receptor locations: Sherman Elementary School (a public school with over 375 students), Allyne Park, and Golden Gate Valley Library, which offers highly popular programming for children and seniors. Children and the elderly have a higher risk of negative health outcomes due to exposure to toxic materials. As a result, there should be heightened environmental review of this project rather than an exemption.

I'm also concerned that according to a recent San Francisco Chronicle article, the City appears to have exempted many other projects on contaminated sites from CEQA review. CEQA section 21084c requires public environmental review before projects are approved on heavily contaminated sites such as 1776 Green Street. The City must comply with this state law to protect the health and safety of its residents both near this project and throughout San Francisco.

Thank you,

Mike Hsieh
2808 Laguna Street, SF, CA 94123

From:	Board of Supervisors, (BOS)
To:	BOS-Supervisors
Subject:	FW: 1776 Green Street, File No. 200908 - SUPPORT of Appeal of CEQA Determination of Exemption from Environmental Review
Date:	Thursday, October 8, 2020 11:53:00 AM

From: Andy H <sfcane@gmail.com>
Sent: Thursday, October 8, 2020 11:42 AM
To: Board of Supervisors, (BOS) <board.of.supervisors@sfgov.org>
Subject: 1776 Green Street, File No. 200908 - SUPPORT of Appeal of CEQA Determination of Exemption from Environmental Review

This message is from outside the City email system. Do not open links or attachments from untrusted sources.

President Norman Yee and Members of the Board of Supervisors
c/o Angela Cavillo, Clerk of the Board of Supervisors
San Francisco City Hall
1 Dr. Carlton B. Goodlett Place, Room 244
San Francisco, CA 94102
bos@sfgov.org

RE: 1776 Green Street, File No. 200908 - SUPPORT of Appeal of CEQA Determination of Exemption from Environmental Review

Dear President Yee and Honorable Members of the Board of Supervisors:

I'm a long-time resident of San Francisco and am writing **to support the appeal of a CEQA exemption for the proposed project at 1776 Green Street.** I'm deeply concerned by the fact that the City of San Francisco has exempted many projects on highly contaminated sites from CEQA review. The City must comply with CEQA to ensure the health and safety of the community around 1776 Green Street and throughout San Francisco.

As the father of two school-aged children, I think it's unacceptable that the City is attempting to avoid public environmental review of 1776 Green Street, especially since the site is highly contaminated with carcinogens including benzene, which is known to cause leukemia. The proposed project is within a one-block radius of three public resources which are sensitive receptor locations: Sherman Elementary School (a public school with over 375 students), Allyne Park, and the Golden Gate Valley Library branch, which provides highly popular programming to infants and children. As a result, there should be *heightened* environmental review of this project rather than an exemption from CEQA review. In light of all of the environmental and health challenges San Francisco is currently facing, from the wildfires to COVID-19, the Board of Supervisors should do everything within its power to support our health and wellbeing, and that includes CEQA review of projects on sites contaminated with toxic materials.

Thank you,

Andy Hahn
475 Belvedere St
San Francisco, CA 94117

From:	Jane Ibrahim Gaito
To:	Board of Supervisors, (BOS)
Subject:	1776 Green Street, File No. 200908 - SUPPORT of Appeal of CEQA Determination of Exemption from Environmental Review
Date:	Sunday, October 11, 2020 2:12:20 AM
Attachments:	1776 Green Street - Gaito BOS Appeal.pdf

This message is from outside the City email system. Do not open links or attachments from untrusted sources.

Attached please find my letter regarding 1776 Green Street, File No. 200908. I support the appeal of the CEQA determination of exemption from environmental review.

Thank you,
Jane Gaito

Jane and Mike Gaito
1889 Green Street
San Francisco, CA 94123

October 11, 2020

President Norman Yee and Members of the Board of Supervisors
c/o Angela Cavillo, Clerk of the Board of Supervisors
San Francisco City Hall
1 Dr. Carlton B. Goodlett Place, Room 244
San Francisco, CA 94102
bos@sfgov.org

RE: 1776 Green Street, File No. 200908 - SUPPORT of Appeal of CEQA Determination of Exemption from Environmental Review

Honorable Members of the Board of Supervisors:

We are writing to support the appeal of a CEQA exemption for the proposed project at 1776 Green Street. As residents of the neighborhood for 12 years, we welcome the development of 1776 Green Street. However, this project needs to be done in a safe and legal manner. The developer intends to construct five luxury condos on a heavily contaminated site, which was used as an automobile repair shop for over 100 years. The site is contaminated with benzene, a known carcinogen that causes leukemia, at levels over 900 times in excess of state residential standards. CEQA review is required to ensure that this contamination is adequately cleaned-up in a manner that safeguards nearby residents, community members, construction workers, and future residents.

Furthermore, 1776 Green Street is located within a one-block radius of three important public resources for the community: Sherman Elementary School (a public school with over 375 students), Allyne Park, and Golden Gate Valley Library, which offers highly popular programming for children and seniors. Children and the elderly have a higher risk of negative health outcomes due to exposure to toxic materials. As a family with two school aged daughters, we are especially concerned. The City of San Francisco should be seeking a *heightened* environmental review of this project rather than an exemption.

There is no question that San Francisco faces a housing shortage. However, in an effort to solve that problem, the City must ensure that it does not create a new health issue. Housing development and safety are not mutually exclusive; the City can and should accomplish both goals. CEQA section 21084c requires public environmental review before projects are approved on heavily contaminated sites such as 1776 Green Street. The City must comply with this state law to protect the health and safety of its residents both near this project and throughout San Francisco. Once this site has been adequately cleaned up, we welcome the new development at 1776 Green Street. Thank you in advance for preserving the health, safety and character of our beloved neighborhood.

Sincerely,

Jane & Mike Gaito

Jane and Mike Gaito

From:	Christine Varon
To:	Board of Supervisors, (BOS)
Subject:	1776 Green Street, File No. 200908 - SUPPORT of Appeal of CEQA Determination of Exemption from Environmental Review
Date:	Sunday, October 11, 2020 9:20:22 PM
Attachments:	Christine and Sol Varon.pdf

This message is from outside the City email system. Do not open links or attachments from untrusted sources.

Christine Varon
covaron@icloud.com
www.sarahvaronfoundation.org

Christine Varon
2232 Green Street
San Francisco, CA 94123

October 11, 2020

President Norman Yee and Members of the Board of Supervisors
c/o Angela Cavillo, Clerk of the Board of Supervisors
San Francisco City Hall
1 Dr. Carlton B. Goodlett Place, Room 244
San Francisco, CA 94102
bos@sfgov.org

RE: 1776 Green Street, File No. 200908 - SUPPORT of Appeal of CEQA Determination of Exemption from Environmental Review

Honorable Members of the Board of Supervisors:

We are writing to support the appeal of a CEQA exemption for the proposed project at 1776 Green Street. We moved from our dream home after finding out our dream was over a contamination site listed at https://www.envirostor.dtsc.ca.gov/public/map/?myaddress=94123 where an old Manufacturing Gas Plant once operated. We bought the house the year we got married in 1997 and had our three beautiful daughters in the home. We were not aware of this contamination. All three of our children have autoimmune disorders ranging from mild to extremely severe. Our middle daughter lives in a wheel chair, has no speech and needs 24-hour care for all her life activities. Our youngest daughter has T1D and two other autoimmune disorders and our oldest daughter has Autoimmune Urticaria and Hashimoto's disease. We uprooted our lives and moved from our perfectly retrofitted home with a commercial sized elevator and customized everything for our daughter to Green Street to get away from the contamination. We are still adapting this home for her use and have been working on this for two plus year installing a ramp, to the side walk, a new bathroom for her and other modifications. She still cannot access our backyard which is our next project. Now, potential contamination is down the street again

I am in the real estate business but there is a safe way to remediate the toxic chemicals from inches below the ground at 1776 Green Street and it is outrageous that somehow this developer is getting an exemption from doing this properly. This site contains the same toxic chemicals that the site we moved away from. CEQA review is required to lay out the proper remediation plan to properly cleaned-up in a manner that safeguards nearby residents, community members walking by, construction workers, and future residents. Furthermore, 1776 Green Street is located within a one-block radius of three important public resources for the community: Sherman Elementary School (a public school with over 375 students), Allyne Park, and Golden Gate Valley Library, which offers highly popular programming for children and seniors. Children and the elderly have a higher risk of negative health outcomes due to exposure to toxic materials.

The City of San Francisco and the planning department hopefully have health and safety as their number one priority especially now when we have so much we don't have control over with the covid-19 virus. A heightened environmental review of this project would be in order, not an exemption. Allowing this project to go forward without the proper remediation and safety measures is in my opinion hazardous and irresponsible. CEQA section 21084c requires public environmental review before projects are approved on heavily contaminated sites such as 1776 Green Street.

Sincerely,

christine varon

Christine Varon

From:	Ben Chuba
To:	Board of Supervisors, (BOS)
Subject:	Enforce proper environmental reviews for 1776 Greet Street
Date:	Sunday, October 11, 2020 10:44:57 PM

This message is from outside the City email system. Do not open links or attachments from untrusted sources.

President Norman Yee and Members of the Board of Supervisors
c/o Angela Cavillo, Clerk of the Board of Supervisors
San Francisco City Hall
1 Dr. Carlton B. Goodlett Place, Room 244
San Francisco, CA 94102
bos@sfgov.org

RE: 1776 Green Street, File No. 200908 - SUPPORT of Appeal of CEQA Determination of Exemption from Environmental Review

Honorable Members of the Board of Supervisors:

I'm writing to support the appeal of a CEQA exemption for the proposed project at 1776 Green Street. While I support the development of additional housing, it would be foolish to build housing that contaminates the city and/or is marred by environmental issues similar to Hunters Point or Treasure Island.

The developer intends to construct five luxury condos on a heavily contaminated site, which was used as an automobile repair shop for over 100 years. The site is contaminated with benzene, a known carcinogen that causes leukemia, at levels over 900 times in excess of state residential standards. As someone how has lost too many loved ones to Leukemia, I believe it's irresponsible for the BOS to allow this construction to continue without proper review. CEQA review is required to ensure that this contamination is adequately cleaned-up in a manner that safeguards nearby residents, community members, construction workers, and future residents.

Furthermore, 1776 Green Street is located within a one-block radius of three sensitive receptor locations: Sherman Elementary School (a public school with over 375 students), Allyne Park, and Golden Gate Valley Library, which offers highly popular programming for children and seniors. Children and the elderly have a higher risk of negative health outcomes due to exposure to toxic materials. As a result, there should be *heightened* environmental review of this project rather than an exemption.

I'm also concerned that according to a recent San Francisco Chronicle article, the City appears to have exempted many other projects on contaminated sites from CEQA review. CEQA section 21084c requires public environmental review before projects are approved on heavily contaminated sites such as 1776 Green Street. The City must comply with this state law to protect the health and safety of its residents both near this project and throughout San Francisco.

Again, I support the development of new housing, but not by sacrificing the health and lives of our citizens.

Sincerely,
Ben Chuba
150 Guerrero Street
San Francisco, CA 94103

--
_____

"The best way to predict the future is to create it." - Abraham Lincoln, Peter Drucker, Alan Kay... and oh so many others.

One Acre Fund
$25/mth ends hunger for 12 families & 50 children by helping farmers help themselves.
https://www.oneacrefund.org/results/impact

From: Marian Heath
To: Board of Supervisors, (BOS)
Cc: ceqagreen@gmail.com
Subject: Cow Hollow project site
Date: Monday, October 12, 2020 10:51:47 AM

This message is from outside the City email system. Do not open links or attachments from untrusted sources.

President Norman Yee and Members of the Board of Supervisors
c/o Angela Cavillo, Clerk of the Board of Supervisors
San Francisco City Hall
1 Dr. Carlton B. Goodlett Place, Room 244
San Francisco, CA 94102
bos@sfgov.org

RE: 1776 Green Street, File No. 200908 - SUPPORT of Appeal of CEQA Determination of Exemption from Environmental Review

Honorable Members of the Board of Supervisors:

I'm writing to support the appeal of a CEQA exemption for the proposed project at 1776 Green Street. The developer intends to construct five luxury condos on a heavily contaminated site, which was used as an automobile repair shop for over 100 years. The site is contaminated with benzene, a known carcinogen that causes leukemia, at levels over 900 times in excess of state residential standards. CEQA review is required to ensure that this contamination is adequately cleaned-up in a manner that safeguards nearby residents, community members, construction workers, and future residents.

Furthermore, 1776 Green Street is located within a one-block radius of three important public resources for the community: Sherman Elementary School (a public school with over 375 students), Allyne Park, and Golden Gate Valley Library, which offers highly popular programming for children and seniors. Children and the elderly have a higher risk of negative health outcomes due to exposure to toxic materials. As a result, there should be *heightened* environmental review of this project rather than an exemption.

I'm also concerned that according to a recent San Francisco Chronicle article, the City appears to have exempted many other projects on contaminated sites from CEQA review. CEQA section 21084c requires public environmental review before projects are approved on heavily contaminated sites such as 1776 Green Street. The City must comply with this state law to protect the health and safety of its residents both near this project and throughout San Francisco.

Thank you,

Marian Heath
3332 Washington Street
SF 94118

From:	Bethany Rogers
To:	Board of Supervisors, (BOS)
Subject:	1776 Green Street, File No. 200908 - SUPPORT of Appeal of CEQA Determination of Exemption from Environmental Review
Date:	Monday, October 12, 2020 10:56:08 AM

This message is from outside the City email system. Do not open links or attachments from untrusted sources.

Dear President Yee and Honorable Members of the Board of Supervisors:

I'm a long-time resident of San Francisco and am writing **to support the appeal of a CEQA exemption for the proposed project at 1776 Green Street.** I'm deeply concerned by the fact that the City of San Francisco has exempted many projects on highly contaminated sites from CEQA review. The City must comply with CEQA to ensure the health and safety of the community not just around 1776 Green Street but also throughout San Francisco.

Thank you,

Bethany Rogers
3914 Cesar Chavez St, San Francisco, CA 94131

From:	Christine Varon
To:	Board of Supervisors, (BOS)
Subject:	1776 Green Street, File No. 200908 - SUPPORT of Appeal of CEQA Determination of Exemption from Environmental Review
Date:	Monday, October 12, 2020 1:55:03 PM
Attachments:	Alexandra Varon.pdf

This message is from outside the City email system. Do not open links or attachments from untrusted sources.

Alexandra Varon

2232 Green Street
San Francisco, CA 94123

October 12, 2020

President Norman Yee and Members of the Board of Supervisors
c/o Angela Cavillo, Clerk of the Board of Supervisors
San Francisco City Hall
1 Dr. Carlton B. Goodlett Place, Room 244
San Francisco, CA 94102
bos@sfgov.org

RE: 1776 Green Street, File No. 200908 - SUPPORT of Appeal of CEQA Determination of Exemption from Environmental Review

Honorable Members of the Board of Supervisors:

I am writing to support the appeal of a CEQA exemption for the proposed project at 1776 Green Street. I live at 2232 Green Street with my sister Sarah who is disabled. She takes daily walks in her walker past this property as that is the only flat way to go and she loves the park at the end of the street. The thought of her walking by when chemicals are being exposed during construction and after is quite upsetting.

.
The CEQA review is required to lay out the proper remediation plan to properly cleaned-up in a manner that safeguards nearby residents, community members walking by, construction workers, and future residents. Furthermore, 1776 Green Street is located within a one-block radius of three important public resources for the community: Sherman Elementary School (a public school with over 375 students), Allyne Park, and Golden Gate Valley Library, which offers highly popular programming for children and seniors. Children and the elderly have a higher risk of negative health outcomes due to exposure to toxic materials.

The City of San Francisco and the planning department hopefully have health and safety as their number one priority especially now when we have so much we don't have control over with the covid-19 virus. A heightened environmental review of this project would be in order, not an exemption. Allowing this project to go forward without the proper remediation and safety measures is in my opinion hazardous and irresponsible. CEQA section 21084c requires public environmental review before projects are approved on heavily contaminated sites such as 1776 Green Street.

Sincerely,

Alexandra Varon

From:	Daisy Gauck
To:	Board of Supervisors, (BOS)
Subject:	1776 Green Street, File No. 200908 - SUPPORT of Appeal of CEQA Determination of Exemption from Environmental Review
Date:	Monday, October 12, 2020 2:15:38 PM

This message is from outside the City email system. Do not open links or attachments from untrusted sources.

President Norman Yee and Members of the Board of Supervisors
c/o Angela Cavillo, Clerk of the Board of Supervisors
San Francisco City Hall
1 Dr. Carlton B. Goodlett Place, Room 244
San Francisco, CA 94102

via email

RE: 1776 Green Street, File No. 200908 - SUPPORT of Appeal of CEQA Determination of Exemption from Environmental Review

Dear President Yee and Honorable Members of the Board of Supervisors:

My family and I live across the street from the proposed site and we are writing **to support the appeal of a CEQA exemption for the proposed project at 1776 Green Street.** We're deeply concerned by the fact that the City of San Francisco has exempted many projects on highly contaminated sites from CEQA review. The City must comply with CEQA to ensure the health and safety of the community not just around 1776 Green Street but also throughout San Francisco. I am not opposed to the development but simply ask that the City comply with CEQA on this project.

Thank you,
Daisy Gauck
1785 Green St.
SF, CA 94123

From:	Al McDonald
To:	Board of Supervisors, (BOS)
Subject:	1776 Green Street, File No. 200908 - Appeal of California Environmental Quality Act (CEQA) Determination of Exemption from Environmental Review
Date:	Monday, October 12, 2020 2:18:06 PM

This message is from outside the City email system. Do not open links or attachments from untrusted sources.

President Norman Yee and Members of the Board of Supervisors
c/o Angela Cavillo, Clerk of the Board of Supervisors
San Francisco City Hall
1 Dr. Carlton B. Goodlett Place, Room 244
San Francisco, CA 94102

Re: 1776 Green Street, File No. 200908 - Appeal of California Environmental Quality Act (CEQA) Determination of Exemption from Environmental Review

Honorable Members of the Board of Supervisors:

Why in the world would the San Francisco Board of Supervisors exempt this project from adherence to CEQA processes? The project does not address a single City priority for housing. If the Board allows the exemption to stand, you would simply provide a group of wealthy investors an opportunity to convert this lot while disregarding legally required environmental processes so they can build at minimum expense luxury condominiums for luxury buyers, thereby maximizing their profits -- the health of surrounding neighbors, nearby Allyne Park, Sherman Elementary School, and SF Library/Golden Gate Branch be damned.

CEQA processes ensure that contaminated sites are environmentally remediated fully and verifiably. Adherence protects neighbors from careless cleanups. Why would the Board of Supervisors even contemplate granting an exemption from these rules? Our City failed Hunters Point and Treasure Island residents. Do not allow the SF Department of Public Health to continue this alarming pattern of shoddy remediation practices. Have the project conduct its activities in a manner that protects our health: in accordance with CEQA mandated practices.

Alfredo McDonald
1761 Green St
San Francisco, CA 94123

From:	Christine Varon
To:	Board of Supervisors, (BOS)
Subject:	1776 Green Street appeal.
Date:	Monday, October 12, 2020 2:35:23 PM
Attachments:	Christine and Sol Varon.docx

This message is from outside the City email system. Do not open links or attachments from untrusted sources.

Christine Varon
covaron@icloud.com
www.sarahvaronfoundation.org

Christine and Sol Varon
2230 Green Street
San Francisco, CA 94123

October 11, 2020

President Norman Yee and Members of the Board of Supervisors
c/o Angela Cavillo, Clerk of the Board of Supervisors
San Francisco City Hall
1 Dr. Carlton B. Goodlett Place, Room 244
San Francisco, CA 94102
bos@sfgov.org

RE: 1776 Green Street, File No. 200908 - SUPPORT of Appeal of CEQA Determination of Exemption from Environmental Review

Honorable Members of the Board of Supervisors:

We are writing to support the appeal of a CEQA exemption for the proposed project at 1776 Green Street. We moved from the Marina after finding out our family home was over a PGE former Filmore Manufacturing Gas Plant contamination site. We bought the house the year we got married in 1997 and had our three beautiful daughters in the home. We were not made aware of this contamination. All three of our children have autoimmune disorders ranging from mild to extremely severe. Our middle daughter lives in a wheel chair, has no speech and needs 24-hour care for all her life activities. Our youngest daughter has T1D and two other autoimmune disorders and our oldest daughter has Autoimmune Urticaria and Hashimoto's disease. We uprooted our lives and moved to Green Street to get away from the contamination.

I am in the real estate business and pro-development in the area but there is a safe way to remediate the toxic chemicals from inches below the ground at 1776 Green Street and it is outrageous that somehow this developer is getting an exemption from doing this properly.
This site contains the same toxic chemicals that the PGE site has with benzine being one of the worst. CEQA review is required to lay out the proper remediation plan to properly cleaned-up in a manner that safeguards nearby residents, community members walking by, construction workers, and future residents. Furthermore, 1776 Green Street is located within a one-block radius of three important public resources for the community: Sherman Elementary School (a public school with over 375 students), Allyne Park, and Golden Gate Valley Library, which offers highly popular programming for children and seniors. Children and the elderly have a higher risk of negative health outcomes due to exposure to toxic materials. As a family with two school aged daughters, we are especially concerned.

The City of San Francisco and the planning department hopefully have health and safety as their number one priority especially now when we have so much we don't have control over with the covid-19 virus. A heightened environmental review of this project would be in order, not an exemption. Allowing this project to go forward without the proper remediation and safety measures is in my opinion hazardous and irresponsible. CEQA section 21084c requires public environmental review before projects are approved on heavily contaminated sites such as 1776 Green Street.

Sincerely,

christine varon

Christine and Sol Varon

From: Jeanne Barr
To: Board of Supervisors, (BOS)
Subject: 1776 Green
Date: Monday, October 12, 2020 3:42:23 PM

This message is from outside the City email system. Do not open links or attachments from untrusted sources.

President Norman Yee and Members of the Board of Supervisors
c/o Angela Cavillo, Clerk of the Board of Supervisors
San Francisco City Hall
1 Dr. Carlton B. Goodlett Place, Room 244
San Francisco CA 94102

Re: 1776 Green Street, File No. 200908 - Support of Appeal of CEQA Determination of Exemption from Environmental Review

Dear President Yee and Honorable Members of the Board of Supervisors

I live next door to the proposed construction site and although I am not against the development, I will support the appeal of a CEQA exemption for the proposed project at 1776 Green Street. The City should comply with CEQA to ensure the health and safety of the communities throughout San Francisco.

Thank you

Jeanne Barr
1780 Green Street

From:	David Ellis
To:	Board of Supervisors, (BOS)
Subject:	1776 Green Street, File No. 200908 - SUPPORT of Appeal of CEQA Determination of Exemption from Environmental Review
Date:	Monday, October 12, 2020 5:08:15 PM

This message is from outside the City email system. Do not open links or attachments from untrusted sources.

Dear President Yee and Honorable Members of the Board of Supervisors:

I'm a resident of San Francisco and am writing **to support the appeal of a CEQA exemption for the proposed project at 1776 Green Street.** We need more housing in San Francisco for residents and immigrants of all income levels, and that means we need tons of housing and infrastructure construction. While CEQA is sometimes misused to stop measures that would alleviate the housing crisis, this is not the case here. With this project, the project site is highly contaminated with toxic materials, including known carcinogens. One of the carcinogenic materials at this site is benzene. I understand that data obtained via a public records request from the Department of Public Health shows that benzene levels are more than nine hundred times in excess of what the State of CA deems safe for residential and commercial use. This is unacceptable.

We need a proper review of this site to ensure the health of SF's residents. We also need more housing and infrastructure construction to alleviate our housing shortage. We should be able to do both.

Thank you,
David Ellis
1051 Alabama Street San Francisco CA 94110

From:	Liz Lin
To:	Board of Supervisors, (BOS)
Subject:	RE: 1776 Green Street, File No. 200908 - SUPPORT of Appeal of CEQA Determination of Exemption from Environmental Review
Date:	Monday, October 12, 2020 5:23:22 PM

This message is from outside the City email system. Do not open links or attachments from untrusted sources.

President Norman Yee and Members of the Board of Supervisors
c/o Angela Cavillo, Clerk of the Board of Supervisors
San Francisco City Hall
1 Dr. Carlton B. Goodlett Place, Room 244
San Francisco, CA 94102
bos@sfgov.org

RE: 1776 Green Street, File No. 200908 - SUPPORT of Appeal of CEQA Determination of Exemption from Environmental Review

Dear President Yee and Honorable Members of the Board of Supervisors:

I'm a long-time resident of San Francisco and am writing **to support the appeal of a CEQA exemption for the proposed project at 1776 Green Street.** I'm deeply concerned by the fact that the City of San Francisco has exempted many projects on highly contaminated sites from CEQA review. The City must comply with CEQA to ensure the health and safety of the community not just around 1776 Green Streetbut also throughout San Francisco. I am not opposed to the development project but urge that the city comply with CEQA.

Thank you,
Elizabeth Lin
718 Long Bridge St #803
San Francisco, CA 94158

From:	Courtney Cherry Ellis
To:	Board of Supervisors, (BOS)
Subject:	1776 Green Street, File No. 200908 - SUPPORT of Appeal of CEQA Determination of Exemption from Environmental Review
Date:	Monday, October 12, 2020 5:25:04 PM

This message is from outside the City email system. Do not open links or attachments from untrusted sources.

Dear President Yee and Honorable Members of the Board of Supervisors:

I'm a resident of San Francisco and am writing **to support the appeal of a CEQA exemption for the proposed project at 1776 Green Street.**

We need more housing in San Franciscofor residents and immigrants of all income levels, but we do need to do so in a way that is safe for our current residents and their families. That means we need a massive increase in housing and infrastructure construction on sites that are safe for residential building.

While CEQA is sometimes misused to stop measures that would alleviate the housing crisis, this is not the case here. With this project, the project site is highly contaminated with toxic materials, including known carcinogens. One of the carcinogenic materials at this site is benzene. I understand that data obtained via a public records request from the Department of Public Health shows that benzene levels are more than nine hundred times in excess of what the State of CA deems safe for residential and commercial use. This is unacceptable.

We need a proper review of this site to ensure the health of SF's residents. We also need more housing and infrastructure construction to alleviate our housing shortage, so that we are not forced to build on compromised and unsafe sites. We should be able to do both- expanding access to all that San Francisco has to offer and ensuring that we continue to be a destination for those seeking to build a better city and society.

Thank you,
Courtney Cherry
1051 Alabama Street San Francisco CA 94110

--
Courtney Cherry Ellis
703.851.2393

From:	Brian Kwok
To:	Board of Supervisors, (BOS)
Subject:	1776 Green Street, File No. 200908 - SUPPORT of Appeal of CEQA Determination of Exemption from Environmental Review
Date:	Monday, October 12, 2020 5:25:55 PM

This message is from outside the City email system. Do not open links or attachments from untrusted sources.

Dear President Yee and Honorable Members of the Board of Supervisors:

I'm a long-time resident of San Francisco and am writing **to support the appeal of a CEQA exemption for the proposed project at 1776 Green Street.** I'm concerned by the fact that the City of San Francisco has exempted many projects on highly contaminated sites from CEQA review. The City must comply with CEQA to ensure the health and safety of the community not just around 1776 Green Street, but also throughout the City and County of San Francisco. I am not opposed to the development project but urge that the city comply with CEQA to protect our residents.

Thank you,

Brian Kwok
718 Long Bridge St #803, San Francisco, CA 94158

From:	Gary Edward Blum
To:	Board of Supervisors, (BOS)
Subject:	RE: 1776 Green Street, File No. 200908 - Appeal of California Environmental Quality Act (CEQA) Determination of Exemption from Environmental Review
Date:	Monday, October 12, 2020 7:46:15 PM

This message is from outside the City email system. Do not open links or attachments from untrusted sources.

President Norman Yee and Members of the Board of Supervisors
c/o Angela Cavillo, Clerk of the Board of Supervisors
San Francisco City Hall
1 Dr. Carlton B. Goodlett Place, Room 244
San Francisco, CA 94102
By email to: bos@sfgov.org

RE: 1776 Green Street, File No. 200908 - Appeal of California Environmental Quality Act (CEQA) Determination of Exemption from Environmental Review

Dear President Yee and Honorable Members of the Board of Supervisors:

I'm writing to support the appeal of a CEQA exemption for the proposed project at 1776 Green Street. The developer proposes to construct five luxury condos on a heavily contaminated site, which was used as an automobile repair shop for over 100 years. The site is contaminated with a number of toxic materials including benzene, a known carcinogen, at levels over 900 times above state residential standards and 200 times above state commercial standards. CEQA review is required to ensure that this contamination is adequately cleaned-up in a manner that safeguards nearby residents, community members, construction workers, and future residents of the Project.

I live on the same block as 1776 Green Street and am very concerned that the City is attempting to avoid public environmental review for this Project. 1776 Green Street is located adjacent to almost 70 housing units and is within a one-block radius of three important public resources that are sensitive receptor locations: Sherman Elementary School (a public school with over 375 students), Allyne Park, and the Golden Gate Valley Library branch, which provides highly popular programming to infants and children. Furthermore, the Project site backs onto a busy commercial corridor on Union Street which includes doctors' offices, restaurants and small businesses. Given the nature of the area surrounding the Project, there should be heightened environmental review rather than an exemption from CEQA.

I'm also concerned that according to a recent San Francisco Chronicle article, the City appears to have exempted many other projects on heavily contaminated sites from CEQA review. CEQA requires public environmental review before projects are approved on heavily contaminated sites such as 1776 Green Street. The City must comply with this state law to protect the health and safety of its residents throughout San Francisco. I support the creation of new housing in San Francisco, but only when done properly and safely, and certainly not at the expense of public health.

Sincerely,

Gary Blum
1767 Green Street
San Francisco, CA 94123

From:	sue mcdonald
To:	Board of Supervisors, (BOS)
Subject:	1776 Green Street, File No. 200908 - Appeal of California Environmental Quality Act (CEQA) Determination of Exemption from Environmental Review
Date:	Monday, October 12, 2020 8:02:33 PM

This message is from outside the City email system. Do not open links or attachments from untrusted sources.

President Norman Yee and Members of the Board of Supervisors
c/o Angela Cavillo, Clerk of the Board of Supervisors
San Francisco City Hall
1 Dr. Carlton B. Goodlett Place, Room 244
San Francisco, CA 94102

Re: 1776 Green Street, File No. 200908 - Appeal of California Environmental Quality Act (CEQA) Determination of Exemption from Environmental Review

Honorable Members of the Board of Supervisors:

I'm writing to support the appeal of a CEQA exemption for the proposed project at 1776 Green Street. The developer proposes to construct five luxury condos on a heavily contaminated site, which was used as an automobile repair shop for over 100 years. The site is contaminated with a number of toxic materials including benzene, a known carcinogen, at levels over 900 times above state residential standards and 200 times above state commercial standards. CEQA review is required to ensure that this contamination is adequately cleaned-up in a manner that safeguards nearby residents, community members, construction workers, and future residents of the Project.

I'm a long time resident of San Francisco and live across the street from 1776 Green Street. I'm very concerned that the City is attempting to avoid public environmental review for this Project. 1776 Green Street is located adjacent to almost 70 housing units and is within a one-block radius of three important public resources that are sensitive receptor locations: Sherman Elementary School (a public school with over 375 students), Allyne Park, and the Golden Gate Valley Library branch, which provides highly popular programming to infants and children. Furthermore, the Project site backs onto a busy commercial corridor on Union Street which includes doctors' offices, restaurants and small businesses. Given the nature of the area surrounding the Project, there should be heightened environmental review rather than an exemption from CEQA.

I'm also concerned that according to a recent San Francisco Chronicle article, the City appears to have exempted many other projects on heavily contaminated sites from CEQA review. CEQA requires public environmental review before projects are approved on heavily contaminated sites such as 1776 Green Street. The City must comply with this state law to protect the health and safety of its residents throughout San Francisco. I support the creation of new housing in San Francisco, but only when done properly and safely, and certainly not at the expense of public health.

Sincerely,

Susan McDonald
1761 Green Street
San Francisco, CA 94123

Google Maps
Find local businesses, view maps and get driving directions in Google Maps.

From:	Paul Guermonprez
To:	Board of Supervisors, (BOS)
Subject:	RE: 1776 Green Street, File No. 200908 - SUPPORT of Appeal of CEQA Determination of Exemption from Environmental Review
Date:	Monday, October 12, 2020 9:45:57 PM

This message is from outside the City email system. Do not open links or attachments from untrusted sources.

President Norman Yee and Members of the Board of Supervisors
c/o Angela Cavillo, Clerk of the Board of Supervisors
San Francisco City Hall
1 Dr. Carlton B. Goodlett Place, Room 244
San Francisco, CA 94102
bos@sfgov.org

RE: 1776 Green Street, File No. 200908 - SUPPORT of Appeal of CEQA Determination of Exemption from Environmental Review

Dear President Yee and Honorable Members of the Board of Supervisors:

I'm a long-time resident of San Francisco and am writing **to support the appeal of a CEQA exemption for the proposed project at 1776 Green Street.** I'm deeply concerned by the fact that the City of San Francisco has exempted many projects on highly contaminated sites from CEQA review. The City must comply with CEQA to ensure the health and safety of the community not just around 1776 Green Street but also throughout San Francisco.

Just a few weeks ago some digging work was done that led to very strong petrol fumes, it's bad for the non-protected workers but also for the people living around.

Thank you,

From:	Minna Suh
To:	Board of Supervisors, (BOS)
Subject:	RE: 1776 Green Street, File No. 200908 - SUPPORT of Appeal of CEQA Determination of Exemption from Environmental Review
Date:	Monday, October 12, 2020 9:50:13 PM

This message is from outside the City email system. Do not open links or attachments from untrusted sources.

Dear President Yee and Honorable Members of the Board of Supervisors:

I'm a long-time resident of San Francisco and am writing **to support the appeal of a CEQA exemption for the proposed project at 1776 Green Street.** I'm deeply concerned by the fact that the City of San Francisco has exempted many projects on highly contaminated sites from CEQA review. The City must comply with CEQA to ensure the health and safety of the community not just around 1776 Green Street but also throughout San Francisco.

Thank you,

Minna Suh
2634 Octavia St, Apt 1
San Francisco, CA 94123

From:	Avril Swan
To:	Board of Supervisors, (BOS)
Subject:	RE: 1776 Green Street, File No. 200908 - Appeal of California Environmental Quality Act (CEQA) Determination of Exemption from Environmental Review
Date:	Tuesday, October 13, 2020 7:29:52 AM

This message is from outside the City email system. Do not open links or attachments from untrusted sources.

President Norman Yee and Members of the Board of Supervisors
c/o Angela Cavillo, Clerk of the Board of Supervisors
San Francisco City Hall
1 Dr. Carlton B. Goodlett Place, Room 244
San Francisco, CA 94102

bos@sfgov.org

RE: 1776 Green Street, File No. 200908 - Appeal of California Environmental Quality Act (CEQA) Determination of Exemption from Environmental Review

Honorable Members of the Board of Supervisors:

I'm a longtime resident of San Francisco and lead a family medical practice in Noe Valley. I grew up and went to public school in SF and completed my medical training at UCSF where I currently teach family medicine to medical students.

I'm writing to support the appeal of a CEQA exemption for the proposed project at 1776 Green Street. The developer proposes to construct five luxury condos on a heavily contaminated site, which was used as an automobile repair shop for over 100 years. The site is contaminated with a number of toxic materials including benzene, a known carcinogen, at levels over 900 times above state residential standards and 200 times above state commercial standards. CEQA review is required to ensure that this contamination is adequately cleaned-up in a manner that safeguards nearby residents, community members, construction workers, and future residents of the Project. Avoiding a thorough environmental review and clean-up could result in tragic health consequences.

In addition to being a physician that is committed to promoting the health and wellbeing of my patients, I'm also the mother of three SFUSD students and graduates. I'm very concerned that the City is attempting to avoid public environmental review for this Project. 1776 Green Street is located adjacent to almost 70 housing units and is within a one-block radius of three important public resources that are sensitive receptor locations: Sherman Elementary School (a public school with over 375 students), Allyne Park, and the Golden Gate Valley Library branch, which provides highly popular programming to infants, children and the elderly. Furthermore, the Project site backs onto a busy commercial corridor on Union Street which includes doctors' offices, restaurants and small businesses. Given the nature of the area surrounding the Project, there should be heightened environmental review rather than an

exemption from CEQA.

I'm also concerned that according to a recent San Francisco Chronicle article, the City appears to have exempted many other projects on heavily contaminated sites from CEQA review. CEQA unambiguously requires public environmental review before projects are approved on heavily contaminated sites such as 1776 Green Street. The City must comply with this state law to protect the health and safety of its residents throughout San Francisco. I support the creation of new housing in San Francisco, but only when done properly and safely, and certainly not at the expense of public health.

Sincerely,

Avril Swan, MD
WholeFamilyMD

1286 Sanchez Street Suite A (at 26th Street)
San Francisco, CA 94114

From:	Maggie C.
To:	Board of Supervisors, (BOS)
Cc:	ceqagreen@gmail.com
Subject:	RE: 1776 Green Street, File No. 200908 - Appeal of California Environmental Quality Act (CEQA) Determination of Exemption from Environmental Review
Date:	Tuesday, October 13, 2020 9:43:03 AM

This message is from outside the City email system. Do not open links or attachments from untrusted sources.

Honorable Members of the Board of Supervisors:

I am writing to support the appeal of a CEQA exemption for the proposed project at 1776 Green Street. The developer proposes to construct five luxury condos on a heavily contaminated site, which was used as an automobile repair shop for over 100 years. The site is contaminated with a number of toxic materials including benzene, a known carcinogen, at levels over 900 times above state residential standards and 200 times above state commercial standards. CEQA review is required to ensure that this contamination is adequately cleaned-up in a manner that safeguards nearby residents, community members, construction workers, and future residents of the Project.

I live around the corner from 1776 Green Street and am very concerned that the City is attempting to avoid public environmental review for this Project. 1776 Green Street is located adjacent to almost 70 housing units and is within a one-block radius of three important public resources that are sensitive receptor locations: Sherman Elementary School (a public school with over 375 students), Allyne Park, and the Golden Gate Valley Library branch, which provides highly popular programming to infants and children. Furthermore, the Project site backs onto a busy commercial corridor on Union Street which includes doctors' offices, restaurants and small businesses. Given the nature of the area surrounding the Project, there should be heightened environmental review rather than an exemption from CEQA.

I'm also concerned that according to a recent San Francisco Chronicle article, the City appears to have exempted many other projects on heavily contaminated sites from CEQA review. CEQA requires public environmental review before projects are approved on heavily contaminated sites such as 1776 Green Street. The City must comply with this state law to protect the health and safety of its residents throughout San Francisco. I support the creation of new housing in San Francisco, but only when done properly and safely, and certainly not at the expense of public health.

Sincerely,

Maggie Chang
2634 Octavia Street
San Francisco, CA 94123

From:	Benjamin Ellis
To:	Board of Supervisors, (BOS)
Subject:	1776 Green Street, File No. 200908 - SUPPORT of Appeal of CEQA Determination of Exemption from Environmental Review
Date:	Tuesday, October 13, 2020 10:31:11 AM

This message is from outside the City email system. Do not open links or attachments from untrusted sources.

President Norman Yee and Members of the Board of Supervisors
c/o Angela Cavillo, Clerk of the Board of Supervisors
San Francisco City Hall
1 Dr. Carlton B. Goodlett Place, Room 244
San Francisco, CA 94102
bos@sfgov.org

RE: 1776 Green Street, File No. 200908 - SUPPORT of Appeal of CEQA Determination of Exemption from Environmental Review

Dear President Yee and Honorable Members of the Board of Supervisors:

I'm a long-time resident of San Francisco and am writing **to support the appeal of a CEQA exemption for the proposed project at 1776 Green Street.**

I'm deeply concerned by the fact that the City of San Francisco has exempted many projects on highly contaminated sites from CEQA review. This potentially has an adverse impact on equity across all San Franciscans.

The City must comply with CEQA to ensure the health and safety of the community not just around 1776 Green Street, but also throughout San Francisco more broadly.

Thank you,

Ben Ellis
1775 Green St
San Francisco, CA 94123

From: sdmansoir@gmail.com
To: Board of Supervisors, (BOS)
Subject: 1776 Green Street - Appeal of CEQA - File No. 200908
Date: Tuesday, October 13, 2020 11:51:12 AM

This message is from outside the City email system. Do not open links or attachments from untrusted sources.

President Norman Yee and Members of the Board of Supervisors
c/o Angela Cavillo, Clerk of the Board of Supervisors
San Francisco City Hall
1 Dr. Carlton B. Goodlett Place, Room 244
San Francisco, CA 94102
bos@sfgov.org

RE: 1776 Green Street, File No. 200908 - Appeal of California Environmental Quality Act (CEQA) Determination of Exemption from Environmental Review

Honorable Members of the Board of Supervisors:

I am writing to support the appeal of a CEQA exemption for the proposed project at 1776 Green Street. The developer proposes to construct five luxury condos on a heavily contaminated site, which was used as an automobile repair shop for over 100 years. The site is contaminated with a number of toxic materials including benzene, a known carcinogen, at levels over 900 times above state residential standards and 200 times above state commercial standards. CEQA review is required to ensure that this contamination is adequately cleaned-up in a manner that safeguards nearby residents, community members, construction workers, and future residents of the Project.

I'm the father to three young children and live one building away from 1776 Green Street. I'm very concerned that the City is attempting to avoid public environmental review for this Project. 1776 Green Street is located adjacent to almost 70 housing units and is within a one-block radius of three important public resources that are sensitive receptor locations: Sherman Elementary School (a public school with over 375 students), Allyne Park, and the Golden Gate Valley Library branch, which provides highly popular programming to infants and children. Furthermore, the Project site backs onto a busy commercial corridor on Union Street which includes doctors' offices, restaurants and small businesses. Given the nature of the area surrounding the Project, there should be heightened environmental review rather than an exemption from CEQA.

I'm also concerned that according to a recent San Francisco Chronicle article, the City appears to have exempted many other projects on heavily contaminated sites from CEQA review. CEQA requires public environmental review before projects are approved on heavily contaminated sites such as 1776 Green Street. The City must comply with this state law to protect the health and safety of its residents throughout San Francisco. I support the creation of new housing in San Francisco, but only when done properly and safely, and certainly not at the expense of public health.

Sincerely,

Salem Mansoir
2724 Octavia Street
San Francisco, CA 94123

From:	Michael Ellis
To:	Board of Supervisors, (BOS)
Subject:	1776 Green Street, File No. 200908 - SUPPORT of Appeal of CEQA Determination of Exemption from Environmental Review
Date:	Tuesday, October 13, 2020 2:02:07 PM

This message is from outside the City email system. Do not open links or attachments from untrusted sources.

President Norman Yee and Members of the Board of Supervisors
c/o Angela Cavillo, Clerk of the Board of Supervisors
San Francisco City Hall
1 Dr. Carlton B. Goodlett Place, Room 244
San Francisco, CA 94102
bos@sfgov.org

Dear President Yee and Honorable Members of the Board of Supervisors:

I'm a long-time resident of San Francisco and am writing **to support the appeal of a CEQA exemption for the proposed project at 1776 Green Street.** I'm deeply concerned by the fact that the City of San Francisco has exempted many projects on highly contaminated sites from CEQA review. The City must comply with CEQA to ensure the health and safety of the community not just around 1776 Green Street but also throughout San Francisco.

Thank you,

Michael Ellis
620 Spruce St, San Francisco, CA 94118

From:	Lipman, Nicole
To:	Board of Supervisors, (BOS)
Subject:	Support of Appeal
Date:	Tuesday, October 13, 2020 3:08:42 PM

This message is from outside the City email system. Do not open links or attachments from untrusted sources.

President Norman Yee and Members of the Board of Supervisors
c/o Angela Cavillo, Clerk of the Board of Supervisors
San Francisco City Hall
1 Dr. Carlton B. Goodlett Place, Room 244
San Francisco, CA 94102
bos@sfgov.org

RE: 1776 Green Street, File No. 200908 - SUPPORT of Appeal of CEQA Determination of Exemption from Environmental Review

Dear President Yee and Honorable Members of the Board of Supervisors:

I'm a long-time resident of San Francisco and am writing **to support the appeal of a CEQA exemption for the proposed project at 1776 Green Street.** I'm deeply concerned by the fact that the City of San Francisco has exempted many projects on highly contaminated sites from CEQA review. The City must comply with CEQA to ensure the health and safety of the community not just around 1776 Green Street but also throughout San Francisco.

Thank you,

Nicole Lipman
620 Spruce Street
San Francisco, CA 94118

To provide recruitment and search services, and to market and promote those services, Major, Lindsey & Africa (MLA) processes the personal data of its candidates, clients, suppliers and others in the legitimate interests of MLA. If, at any stage, you no longer wish your personal data to be processed by MLA, please inform us, but understand that we cannot provide you with opportunities in the legal search market without use of your personal details. To access our Online Privacy Notice, which explains what information we may collect, use, share, and store about you, and describes your rights and choices about this, please go to https://www.mlaglobal.com/en-gb/privacy-notices (for EMEA residents), https://www.mlaglobal.com/en/privacy-notices (for US/Canadian residents) or https://www.mlaglobal.com/en-sg/privacy-notices (for APAC residents).

This electronic mail (including any attachments) may contain information that is privileged, confidential, and/or otherwise protected from disclosure to anyone other than its intended recipient(s). Any dissemination or use of this electronic mail or its contents (including any attachments) by persons other than the intended recipient(s) is strictly prohibited. If you have received this message in error, please notify us immediately by reply e-mail so that we may correct our internal records. Please then delete the original message (including any attachments) in its entirety. Thank you.

From:	Janet Bailey
To:	Board of Supervisors, (BOS)
Subject:	1776 Green Street, File No. 200908 - SUPPORT of APPEAL of CEQA Determination of Exemption
Date:	Tuesday, October 13, 2020 7:32:51 PM
Attachments:	1776 Green Street -- Support of Appeal.docx

This message is from outside the City email system. Do not open links or attachments from untrusted sources.

(copy of letter attached)
President Norman Yee and Members of the Board of Supervisors
c/o Angela Cavillo, Clerk of the Board of Supervisors
San Francisco City Hall
1 Dr. Carlton B. Goodlett Place, Room 244
San Francisco, CA 94102
bos@sfgov.org

Dear President Yee and Honorable Members of the Board of Supervisors:

As a San Francisco resident for over 25 years, I am writing to **support the appeal of a CEQA exemption for the proposed project at 1776 Green Street**. The site is highly contaminated with unsafe levels of benzene and other carcinogens, and I am deeply concerned by the fact that the City of San Francisco has exempted many projects on highly contaminated sites from CEQA review.

I support the creation of new housing in San Francisco, but development should not come at the cost of our community's health. **The City must comply with CEQA to ensure the health and safety of the community** not just around 1776 Green Street, but also throughout San Francisco.

Thank you,

Janet Bailey
2634 Octavia St., #4
San Francisco, CA 94123
janet@janetbailey.com

Janet Bailey

2634 Octavia Street, #4
San Francisco, CA 94123
415.474.1896
janet@janetbailey.com

October 13, 2020

President Norman Yee and Members of the Board of Supervisors
c/o Angela Cavillo, Clerk of the Board of Supervisors
San Francisco City Hall
1 Dr. Carlton B. Goodlett Place, Room 244
San Francisco, CA 94102
bos@sfgov.org

RE: 1776 Green Street, File No. 200908 - SUPPORT of APPEAL of CEQA Determination of Exemption from Environmental Review

Dear President Yee and Honorable Members of the Board of Supervisors:

As a San Francisco resident for over 25 years, I am writing to **support the appeal of a CEQA exemption for the proposed project at 1776 Green Street**. The site is highly contaminated with unsafe levels of benzene and other carcinogens, and I am deeply concerned by the fact that the City of San Francisco has exempted many projects on highly contaminated sites from CEQA review.

I support the creation of new housing in San Francisco, but development should not come at the cost of our community's health. **The City must comply with CEQA to ensure the health and safety of the community** not just around 1776 Green Street, but also throughout San Francisco.

Thank you,

Janet Bailey
2634 Octavia St., #4
San Francisco, CA 94123
janet@janetbailey.com

From:	Julie Huh
To:	Board of Supervisors, (BOS)
Cc:	ceqagreen@gmail.com
Subject:	Support of Appeal of CEQA Determination of Exemption from Environmental Review
Date:	Tuesday, October 13, 2020 9:07:21 PM

This message is from outside the City email system. Do not open links or attachments from untrusted sources.

President Norman Yee and Members of the Board of Supervisors
c/o Angela Cavillo, Clerk of the Board of Supervisors
San Francisco City Hall
1 Dr. Carlton B. Goodlett Place, Room 244
San Francisco, CA 94102
bos@sfgov.org

RE: 1776 Green Street, File No. 200908 - SUPPORT of Appeal of CEQA Determination of Exemption from Environmental Review

Dear President Yee and Honorable Members of the Board of Supervisors:

I'm a long-time resident of San Francisco and am writing **to support the appeal of a CEQA exemption for the proposed project at 1776 Green Street.** I'm deeply concerned by the fact that the City of San Francisco has exempted many projects on highly contaminated sites from CEQA review. The City must comply with CEQA to ensure the health and safety of the community not just around 1776 Green Street but also throughout San Francisco.

Thank you,

Julie Huh
775 24th Ave
San Francisco 94121

From: Frank Moslander
To: Board of Supervisors, (BOS)
Subject: Environmental Review 1776 Green St
Date: Wednesday, October 14, 2020 8:36:11 AM

This message is from outside the City email system. Do not open links or attachments from untrusted sources.

President Norman Yee and Members of the Board of Supervisors
c/o Angela Cavillo, Clerk of the Board of Supervisors
San Francisco City Hall
1 Dr. Carlton B. Goodlett Place, Room 244
San Francisco, CA 94102
bos@sfgov.org

RE: 1776 Green Street, File No. 200908 - SUPPORT of Appeal of CEQA Determination of Exemption from Environmental Review

Honorable Members of the Board of Supervisors:

I'm writing to support the appeal of a CEQA exemption for the proposed project at 1776 Green Street. The developer intends to construct five luxury condos on a heavily contaminated site, which was used as an automobile repair shop for over 100 years. The site is contaminated with benzene, a known carcinogen that causes leukemia, at levels over 900 times in excess of state residential standards. CEQA review is required to ensure that this contamination is adequately cleaned-up in a manner that safeguards nearby residents, community members, construction workers, and future residents.

Furthermore, 1776 Green Street is located within a one-block radius of three important public resources for the community: Sherman Elementary School (a public school with over 375 students), Allyne Park, and Golden Gate Valley Library, which offers highly popular programming for children and seniors. Children and the elderly have a higher risk of negative health outcomes due to exposure to toxic materials. As a result, there should be ***heightened*** environmental review of this project rather than an exemption.

CEQA section 21084c requires public environmental review before projects are approved on heavily contaminated sites such as 1776 Green Street. I urge the City to comply with this state law to protect the health and safety of its residents near this project.

Thank you,

Frank Moslander
1890 Vallejo St.

From:	Nick Wolf
To:	Board of Supervisors, (BOS)
Subject:	1776 Green Street, File No. 200908 - Appeal of California Environmental Quality Act (CEQA) Determination of Exemption from Environmental Review
Date:	Wednesday, October 14, 2020 9:28:09 AM

This message is from outside the City email system. Do not open links or attachments from untrusted sources.

TO: President Norman Yee and Members of the Board of Supervisors
c/o Angela Cavillo, Clerk of the Board of Supervisors
San Francisco City Hall
1 Dr. Carlton B. Goodlett Place, Room 244
San Francisco, CA 94102

Dear Honorable Members of the Board of Supervisors:

I am writing to support the appeal of a CEQA exemption for the proposed project at 1776 Green Street. The developer proposes to construct five luxury condos on a heavily contaminated site, which was used as an automobile repair shop for over 100 years. The site is contaminated with a number of toxic materials including benzene, a known carcinogen, at levels over 900 times above state residential standards and 200 times above state commercial standards. CEQA review is required by the laws you are sworn to uphold to ensure that this contamination is adequately cleaned-up in a manner that safeguards nearby residents, community members, construction workers, and future residents of the Project.

I'm very concerned that the City is attempting to avoid public environmental review of 1776 Green Street, and also the broader impact that this decision may have on our community. The Project site is within a one-block radius of three important public resources that are sensitive receptor locations: Sherman Elementary School (a public school with over 375 students), Allyne Park, and the Golden Gate Valley Library branch, which provides highly popular programming to infants and children. 1776 Green Street is also immediately adjacent to almost 70 housing units. Furthermore, the Project site backs onto a busy commercial corridor on Union Street which includes doctors' offices, restaurants and small businesses. The surrounding areas being as populated as they are, one would think that this project demands a heightened—not diminished—review.

Speaking to the broader issues, according to a recent San Francisco Chronicle article, the City appears to have exempted many other projects on heavily contaminated sites from CEQA review. CEQA requires public environmental review before projects are approved on heavily contaminated sites such as 1776 Green Street. The City must comply with this

state law to protect the health and safety of residents throughout San Francisco. I support the creation of new housing in San Francisco, but it must be done properly and safely, and certainly not at the expense of public health. As a person who both lives and works in San Francisco, I hope you will work in your capacity to correct this error.

Sincerely,

Nick Wolf, *he/him*
Senior Philanthropy Officer, Earthjustice

Home Address
201 5th Avenue, Apt 5
San Francisco, CA 94118

Work Address:
50 California Street, Suite 500
San Francisco, CA 94111
C: (301)755-7925
T: (415)217-2178
earthjustice.org

EARTHJUSTICE
Because the earth needs a good lawyer

From:	Isabella Valentini
To:	Board of Supervisors, (BOS)
Subject:	RE: 1776 Green Street, File No. 200908 - Appeal of California Environmental Quality Act (CEQA) Determination of Exemption from Environmental Review
Date:	Wednesday, October 14, 2020 10:18:29 AM

This message is from outside the City email system. Do not open links or attachments from untrusted sources.

President Norman Yee and Members of the Board of Supervisors
c/o Angela Cavillo, Clerk of the Board of Supervisors
San Francisco City Hall
1 Dr. Carlton B. Goodlett Place, Room 244
San Francisco, CA 94102
bos@sfgov.org

Members of the Board of Supervisors:

Thank you for soliciting letters from the neighbors of 1776 Green Street. It is of critical importance that the project protects the health and safety of the Green Street community and surrounding neighbors. We are a family-centric neighborhood with children, elderly, and a buzzing commerce scene of restaurants, shops, schools, and libraries.

I want to underscore that I am pro-development in San Francisco and pro-development in Cow Hollow. But given the nature of this site and the widely documented toxicity of the land on which it stands, I implore you to do this safely and lawfully.

As such, **I am writing to support the appeal of a CEQA exemption for the proposed project at 1776 Green Street.** The developer proposes to construct five luxury condos on a heavily contaminated site, which was used as an automobile repair shop for over 100 years. The site is contaminated with a number of toxic materials including benzene, a known carcinogen, at levels over 900 times above state residential standards and 200 times above state commercial standards. CEQA review is **required** to ensure that this contamination is adequately cleaned-up in a manner that safeguards nearby residents, community members, construction workers, and future residents of the Project.

I live directly next door to the site in a multi-unit rental building. As we are all working remotely during COVID, my bedroom and office windows are situated immediately above the site, as is the case for many of my neighbors within 1770 Green Street. There are many of us who are contemplating our ongoing tenancy if this project continues without proper standards upheld.

I'm very concerned that the City is attempting to avoid public environmental review of 1776 Green Street, especially since the site is located adjacent to almost 70 housing

units. The Project site is also within a one-block radius of three important public resources that are sensitive receptor locations: Sherman Elementary School (a public school with over 375 students), Allyne Park, and the Golden Gate Valley Library branch, which provides highly popular programming to infants and children. Furthermore, my building and the Project site backs onto a busy commercial corridor on Union Street which includes doctors' offices, restaurants and small businesses. Given the nature of the area surrounding the Project, there should be heightened environmental review rather than an exemption from CEQA.

I'm also concerned that according to a recent San Francisco Chronicle article, the City appears to have exempted many other projects on heavily contaminated sites from CEQA review. CEQA requires public environmental review before projects are approved on heavily contaminated sites such as 1776 Green Street. The City must comply with this state law to protect the health and safety of its residents throughout San Francisco. I support the creation of new housing in San Francisco, but only when done properly and safely, and certainly not at the expense of public health.

Development is critical in this city, but so is the safety and health of those who neighbor development. This is the time to do the right thing, and we'll be watching, closely, how the Board of Supervisors respond.

Sincere regards,

Isabella Valentini
1770 Green Street
San Francisco, CA 94123

From:	Ruth Reisner
To:	Board of Supervisors, (BOS)
Subject:	1776 Green Street, File No. 200908 - Appeal of California Environmental Quality Act (CEQA) Determination of Exemption from Environmental Review
Date:	Wednesday, October 14, 2020 10:28:18 AM

This message is from outside the City email system. Do not open links or attachments from untrusted sources.

TO: President Norman Yee and Members of the Board of Supervisors

c/o Angela Cavillo, Clerk of the Board of Supervisors

San Francisco City Hall

1 Dr. Carlton B. Goodlett Place, Room 244

San Francisco, CA 94102

Dear Honorable Members of the Board of Supervisors:

I am writing to support the appeal of a CEQA exemption for the proposed project at 1776 Green Street. The developer proposes to construct five luxury condos on a heavily contaminated site, which was used as an automobile repair shop for over 100 years. The site is contaminated with a number of toxic materials including benzene, a known carcinogen, at levels over 900 times above state residential standards and 200 times above state commercial standards. CEQA review is required by the laws you are sworn to uphold to ensure that this contamination is adequately cleaned-up in a manner that safeguards nearby residents, community members, construction workers, and future residents of the Project.

I'm very concerned that the City is attempting to avoid public environmental review of 1776 Green Street, and also the broader impact that this decision may have on our community. The Project site is within a one-block radius of three important public resources that are sensitive receptor locations: Sherman Elementary School (a public school with over 375 students), Allyne Park, and the Golden Gate Valley Library branch, which provides highly popular programming to infants and children. 1776 Green Street is also immediately adjacent to almost 70 housing units. Furthermore,

the Project site backs onto a busy commercial corridor on Union Street which includes doctors' offices, restaurants and small businesses. The surrounding areas being as populated as they are, one would think that this project demands a heightened—not diminished—review.

Speaking to the broader issues, according to a recent San Francisco Chronicle article, the City appears to have exempted many other projects on heavily contaminated sites from CEQA review. CEQA requires public environmental review before projects are approved on heavily contaminated sites such as 1776 Green Street. The City must comply with this state law to protect the health and safety of residents throughout San Francisco. I support the creation of new housing in San Francisco, but it must be done properly and safely, and certainly not at the expense of public health. As a person who both lives and works in San Francisco, I hope you will work in your capacity to correct this error.

Sincerely,

Ruth Reisner

From:	Melissa Koenigsberg
To:	Board of Supervisors, (BOS)
Subject:	1776 Green Street, File No. 200908 - SUPPORT of Appeal of CEQA Determination of Exemption from Environmental Review
Date:	Wednesday, October 14, 2020 1:35:16 PM

This message is from outside the City email system. Do not open links or attachments from untrusted sources.

President Norman Yee and Members of the Board of Supervisors
c/o Angela Cavillo, Clerk of the Board of Supervisors
San Francisco City Hall
1 Dr. Carlton B. Goodlett Place, Room 244
San Francisco, CA 94102
bos@sfgov.org

RE: 1776 Green Street, File No. 200908 - SUPPORT of Appeal of CEQA Determination of Exemption from Environmental Review

Dear President Yee and Honorable Members of the Board of Supervisors:

I am a mother of three young children, and I have lived in San Francisco for seven and I am writing **to support the appeal of a CEQA exemption for the proposed project at 1776 Green Street.** I'm deeply concerned by the fact that the City of San Francisco has exempted many projects on highly contaminated sites from CEQA review. The City must comply with CEQA to ensure the health and safety of the community not just around 1776 Green Street but also throughout San Francisco.

Thank you,

Melissa Koenigsberg
148 3rd Ave, San Francisco, CA 94118

From: Karaline Nolen
To: Board of Supervisors, (BOS)
Subject: 1776 Green Street, File No. 200908 - Appeal
Date: Wednesday, October 14, 2020 1:56:26 PM

This message is from outside the City email system. Do not open links or attachments from untrusted sources.

President Norman Yee and Members of the Board of Supervisors
c/o Angela Cavillo, Clerk of the Board of Supervisors
San Francisco City Hall
1 Dr. Carlton B. Goodlett Place, Room 244
San Francisco, CA 94102
bos@sfgov.org

RE: 1776 Green Street, File No. 200908 - Appeal of California Environmental Quality Act (CEQA) Determination of Exemption from Environmental Review

Honorable Members of the Board of Supervisors:

I'm writing to support the appeal of a CEQA exemption for the proposed project at 1776 Green Street. The developer proposes to construct five luxury condos on a heavily contaminated site, which was used as an automobile repair shop for over 100 years. The site is contaminated with a number of toxic materials including benzene, a known carcinogen, at levels over 900 times above state residential standards and 200 times above state commercial standards. CEQA review is required to ensure that this contamination is adequately cleaned-up in a manner that safeguards nearby residents, community members, construction workers, and future residents of the Project.

I'm a new parent to a baby boy and live next to 1776 Green Street. I'm very concerned that the City is attempting to avoid environmental review for this Project. 1776 Green Street is located adjacent to almost 70 housing units and is within a one-block radius of three important public resources that are sensitive receptor locations: Sherman Elementary School (a public school with over 375 students), Allyne Park, and the Golden Gate Valley Library branch, which provides highly popular programming to infants and children. Furthermore, the Project site backs onto a busy commercial corridor on Union Street which includes doctors' offices, restaurants and small businesses. Given the nature of the area surrounding the Project, there should be heightened environmental review rather than an exemption from CEQA.

I'm also concerned that according to a recent San Francisco Chronicle article, the City appears to have exempted many other projects on heavily contaminated sites from CEQA review. CEQA requires public environmental review before projects are approved on heavily contaminated sites such as 1776 Green Street. The City must comply with this state law to protect the health and safety of its residents throughout San Francisco. I support the creation of new housing in San

Francisco, but only when done properly and safely, and certainly not at the expense of public health.

Sincerely,

Karaline Nolen LeRoy
2754 Octavia Street
San Francisco, CA 94123

From: Jack Le Roy
To: Board of Supervisors, (BOS)
Subject: 1776 Green Street, File No. 200908 - Appeal
Date: Wednesday, October 14, 2020 1:58:30 PM

This message is from outside the City email system. Do not open links or attachments from untrusted sources.

President Norman Yee and Members of the Board of Supervisors

c/o Angela Cavillo, Clerk of the Board of Supervisors
San Francisco City Hall
1 Dr. Carlton B. Goodlett Place, Room 244
San Francisco, CA 94102
bos@sfgov.org

RE: 1776 Green Street, File No. 200908 - Appeal of California Environmental Quality Act (CEQA) Determination of Exemption from Environmental Review

Honorable Members of the Board of Supervisors:

I'm writing to support the appeal of a CEQA exemption for the proposed project at 1776 Green Street. The developer proposes to construct five luxury condos on a heavily contaminated site, which was used as an automobile repair shop for over 100 years. The site is contaminated with a number of toxic materials including benzene, a known carcinogen, at levels over 900 times above state residential standards and 200 times above state commercial standards. CEQA review is required to ensure that this contamination is adequately cleaned-up in a manner that safeguards nearby residents, community members, construction workers, and future residents of the Project.

I'm a new parent to a baby boy and live next to 1776 Green Street. I'm very concerned that the City is attempting to avoid environmental review for this Project. 1776 Green Street is located adjacent to almost 70 housing units and is within a one-block radius of three important public resources that are sensitive receptor locations: Sherman Elementary School (a public school with over 375 students), Allyne Park, and the Golden Gate Valley Library branch, which provides highly popular programming to infants and children. Furthermore, the Project site backs onto a busy commercial corridor on Union Street which includes doctors' offices, restaurants and small businesses. Given the nature of the area surrounding the Project, there should be heightened environmental review rather than an exemption from CEQA.

I'm also concerned that according to a recent San Francisco Chronicle article, the City appears to have exempted many other projects on heavily contaminated sites from CEQA review. CEQA requires public environmental review before projects are approved on heavily contaminated sites such as 1776 Green Street. The City must comply with this state law to protect the health and safety of its residents throughout San Francisco. I support the creation of new housing in San Francisco, but only when done properly and safely, and certainly not at the expense of public health.

Sincerely,

John Le Roy
2754 Octavia Street
San Francisco, CA 94123

From:	Maureen
To:	Board of Supervisors, (BOS)
Cc:	ceqagreen@gmail.com
Subject:	Toxins at 1776 Green Street
Date:	Wednesday, October 14, 2020 2:18:23 PM
Attachments:	1776 Green BOS letter1014.docx

This message is from outside the City email system. Do not open links or attachments from untrusted sources.

Maureen Holt
1793 Green St
SF, CA 94123

October 14, 2020

President Norman Yee and members of the Board of Supervisors
c/o Angela Cavillo, Clerk of the Board of Supervisors
San Francisco City Hall
1 Dr. Carlton B. Goodlett Place, Room 244
San Francisco, CA 94102
bos@sfgov.org

Re: 1776 Green Street, San Francisco, CA 94123
File No. 200908, Support for Appeal of CEQA Determination of Exemption from Environmental Review

Honorable Members of the Board of Supervisors:

We ask that you support the Appeal noted above. The environmental hazards at the street and below grade are well documented and demand an independent CEQA examination, mitigation plan and full cleanup/containment of the site.

The following facts are indisputable:

- Developers, Local Capital Group, are planning to convert 1776 Green Street into five luxury residential units requiring a 2-story addition plus expanded underground parking. Until 8 years ago, this property operated, for a century, as an auto repair shop. The grandfathered permit for this auto body business in this RH-2 neighborhood expired 5 years ago. Nearby residents are pleased with the prospect of additional housing on this site. However, these plans involve considerable alterations to the current support structure and extensive underground excavation resulting in increased disturbance of existing contaminated soil and groundwater. Plans were filed with the SF Planning Department in August 2018.
- The SF DPH report, filed in August 2019, states that the current cleanup levels are adequate to protect human health **only** if the site retains its' current, historic land use, which is commercial. However, the developer's own consultants have identified toxin levels exceeding those allowable for commercial occupancy.
- 1776 Green Street is listed as an open Underground Storage Tank (UST) case with the San Francisco Department of Public Health and is in the SWRCB GeoTracker database as well as on both the City's Maher Ordinance Map and the State of California's Cortese List (Hazardous Waste and Substances Sites List) because it is an active leaking underground storage tank cleanup site. Given the past use of the property, testing has identified predictable, copious amounts of highly toxic, cancer-causing soil contamination such as fill from the 1906 earthquake debris, bi products of gas and diesel, lead, mercury, among others. Most concerning is cancer causing Benzene with a level exceeding 900 times above residential safety standards. Note that these toxins may have been leaking under adjacent properties for decades especially downhill, north, into the back of Union Street residential/business sites. Currently there are pediatric and dental clinics, personal care, restaurant and bar establishments, downhill, adjacent to 1776 Green.

- 1776 Green Street shares property lines with seven (7) buildings containing 69 living units and three restaurants with additional living/office space above. There are six (6) more residential units within 75 feet on the north side of Green and 19 more on the south side of Green. The heavily used Allyne Park is 75 feet to the east and the Golden Gate Valley Library, which hosts several programs a week for more than 40 infants, toddlers and their caregivers, is across the street to the west. Pedestrian traffic in front of 1776 Green is considerable due to the proximity of the Sherman Elementary School, a block to the east, the four other nearby schools and the three neighborhood churches. Add the many tourists, including walking historic tours, commuters to the Union and Van Ness bus lines and local employees, business and service customers.
- This block of Green Street is the best example of the neighborhood environment the City's administration claims to promote. Single occupied, duplex, 3 and 4 unit 1890 to 1930 era homes plus a 22 unit building successfully coexist with the Union Street and Octavia Street commercial corridors. In addition to the amenities noted above, there is a grocery on the east corner and the Octagon House American history museum adjacent to the Allyne Park.
- The developers own environmental experts proved that 1776 Green Street is heavily contaminated, as acknowledged by San Francisco Departments of Public Health, Public Works and the Planning Department, posing potential health risks to pedestrians, our many neighborhood visitors, nearby residents and businesses, the occupants of the new condos and the construction personnel working on the building. Yet, these City agencies, paid to protect public safety and the quality of our neighborhoods, have applied various methods, **three** times over the past year, to exempt this property from a thorough CEQA environmental review and public participation in the process. The SF Chronicle's Front Page articles by Cynthia Dizikes on June 7, 2020, and again on August 13, 2020 outline the tools used by these agencies to block concerned residents' requests for a CEQA examination of 1776 Green Street.
- Recent mitigation procedures of the 4 tanks under the sidewalk in front of 1776 Green Street resulted in little or no improvement in soil contamination levels and minor improvement of groundwater contamination. Both tested far above safe Environmental Significant Levels (ESLs) for residential **and** commercial occupancy. To date, there is no evidence of exploration or a released report concerning suspected contamination of the soil and masonry/concrete structure inside the building where the repair work occurred for 100 years and, in the large storage/parking area under the building, as required in the DPH, Environmental Health document, dated August 8, 2019

A thorough cleanup of this toxic site to residential standards is critical to the health and safety of our community. Please, do not consider or approve measures that compromise a complete CEQA investigation by independent experts, not those hired and paid by the Developers.

Sincerely,

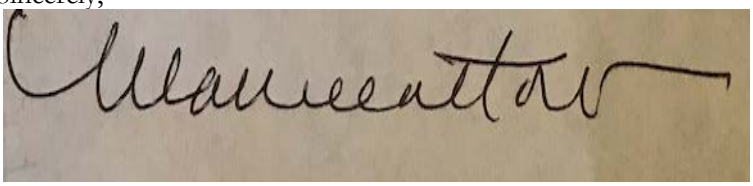

Maureen Holt
1793 Green Street

From:	Mary Moslander
To:	Board of Supervisors, (BOS)
Subject:	Environmental Review 1776 Green Street
Date:	Wednesday, October 14, 2020 7:51:15 PM

This message is from outside the City email system. Do not open links or attachments from untrusted sources.

President Norman Yee and Members of the Board of Supervisors
c/o Angela Cavillo, Clerk of the Board of Supervisors
San Francisco City Hall
1 Dr. Carlton B. Goodlett Place, Room 244
San Francisco, CA 94102
bos@sfgov.org

RE: 1776 Green Street, File No. 200908 - SUPPORT of Appeal of CEQA Determination of Exemption from Environmental Review

Honorable Members of the Board of Supervisors:

I'm writing to support the appeal of a CEQA exemption for the proposed project at 1776 Green Street. The developer intends to construct five luxury condos on a heavily contaminated site, which was used as an automobile repair shop for over 100 years. The site is contaminated with benzene, a known carcinogen that causes leukemia, at levels over 900 times in excess of state residential standards. CEQA review is required to ensure that this contamination is adequately cleaned-up in a manner that safeguards nearby residents, community members, construction workers, and future residents.

Furthermore, 1776 Green Street is located within a one-block radius of three important public resources for the community: Sherman Elementary School (a public school with over 375 students), Allyne Park, and Golden Gate Valley Library, which offers highly popular programming for children and seniors. Children and the elderly have a higher risk of negative health outcomes due to exposure to toxic materials. As a result, there should be ***heightened*** environmental review of this project rather than an exemption.

CEQA section 21084c requires public environmental review before projects are approved on heavily contaminated sites such as 1776 Green Street. I urge the City to comply with this state law to protect the health and safety of its residents near this project.

Thank you,

Mary Moslander
1890 Vallejo St.

From:	lats latvis
To:	Board of Supervisors, (BOS)
Cc:	ceqagreen@gmail.com
Subject:	1776 Green Street, San Francisco, CA 94123 File No. 200908, Support for Appeal of CEQA Determination of Exemption from Environmental Review
Date:	Thursday, October 15, 2020 5:11:21 AM

This message is from outside the City email system. Do not open links or attachments from untrusted sources.

September 17, 2020

President Norman Yee and members of the Board of Supervisors
c/o Angela Cavillo, Clerk of the Board of Supervisors
San Francisco City Hall
1 Dr. Carlton B. Goodlett Place, Room 244
San Francisco, CA 94102
bos@sfgov.org

Re: 1776 Green Street, San Francisco, CA 94123
File No. 200908, Support for Appeal of CEQA Determination of Exemption from Environmental Review

Honorable Members of the Board of Supervisors:

We ask that you support the Appeal noted above. The environmental hazards at the street and below grade are well documented and demand an independent CEQA examination, mitigation plan and full cleanup/containment of the site.

The following facts are indisputable:

• Developers, Local Capital Group, are planning to convert 1776 Green Street into five luxury residential units requiring a 2-story addition plus expanded underground parking. Until 8 years ago, this property operated, for a century, as an auto repair shop. The grandfathered permit for this auto body business in this RH-2 neighborhood expired 5 years ago. Nearby residents are pleased with the prospect of additional housing on this site. However, these plans involve considerable alterations to the current support structure and extensive underground excavation resulting in increased disturbance of existing contaminated soil and groundwater. Plans were filed with the SF Planning Department in August 2018.
• The SF DPH report, filed in August 2019, states that the current cleanup levels are adequate to protect human health only if the site retains its' current, historic land use, which is commercial. However, the developer's own consultants have identified toxin levels exceeding those allowable for commercial occupancy.
• 1776 Green Street is listed as an open Underground Storage Tank (UST) case with the San Francisco Department of Public Health and is in the SWRCB GeoTracker database as well as on both the City's Maher Ordinance Map and the State of California's Cortese List (Hazardous Waste and Substances Sites List) because it is an active leaking underground storage tank cleanup site. Given the past use of the property, testing has identified predictable,

copious amounts of highly toxic, cancer-causing soil contamination such as fill from the 1906 earthquake debris, bi products of gas and diesel, lead, mercury, among others. Most concerning is cancer causing Benzene with a level exceeding 900 times above residential safety standards. Note that these toxins may have been leaking under adjacent properties for decades especially downhill, north, into the back of Union Street residential/business sites. Currently there are pediatric and dental clinics, personal care, restaurant and bar establishments, downhill, adjacent to 1776 Green.

• 1776 Green Street shares property lines with seven (7) buildings containing 69 living units and three restaurants with additional living/office space above. There are six (6) more residential units within 75 feet on the north side of Green and 19 more on the south side of Green. The heavily used Allyne Park is 75 feet to the east and the Golden Gate Valley Library, which hosts several programs a week for more than 40 infants, toddlers and their caregivers, is across the street to the west. Pedestrian traffic in front of 1776 Green is considerable due to the proximity of the Sherman Elementary School, a block to the east, the four other nearby schools and the three neighborhood churches. Add the many tourists, including walking historic tours, commuters to the Union and Van Ness bus lines and local employees, business and service customers.
• This block of Green Street is the best example of the neighborhood environment the City's administration claims to promote. Single occupied, duplex, 3 and 4 unit 1890 to 1930 era homes plus a 22 unit building successfully coexist with the Union Street and Octavia Street commercial corridors. In addition to the amenities noted above, there is a grocery on the east corner and the Octagon House American history museum adjacent to the Allyne Park.
• The developers own environmental experts proved that 1776 Green Street is heavily contaminated, as acknowledged by San Francisco Departments of Public Health, Public Works and the Planning Department, posing potential health risks to pedestrians, our many neighborhood visitors, nearby residents and businesses, the occupants of the new condos and the construction personnel working on the building. Yet, these City agencies, paid to protect public safety and the quality of our neighborhoods, have applied various methods, three times over the past year, to exempt this property from a thorough CEQA environmental review and public participation in the process. The SF Chronicle's Front Page articles by Cynthia Dizikes on June 7, 2020, and again on August 13, 2020 outline the tools used by these agencies to block concerned residents' requests for a CEQA examination of 1776 Green Street.
• Recent mitigation procedures of the 4 tanks under the sidewalk in front of 1776 Green Street resulted in little or no improvement in soil contamination levels and minor improvement of groundwater contamination. Both tested far above safe Environmental Significant Levels (ESLs) for residential and commercial occupancy. To date, there is no evidence of exploration or a released report concerning suspected contamination of the soil and masonry/concrete structure inside the building where the repair work occurred for 100 years and, in the large storage/parking area under the building, as required in the DPH, Environmental Health document, dated August 8, 2019

A thorough cleanup of this toxic site to residential standards is critical to the health and safety of our community. Please, do not consider or approve measures that compromise a complete CEQA investigation by independent experts, not those hired and paid by the Developers.

Sincerely,

TJ Lats Latvis
2552-A Gough Street
San Francisco, CA 94123

415-377-3575

There is nothing that costs so little nor goes so far, as courtesy.

From: Kyoko Watanabe
To: Board of Supervisors, (BOS)
Subject: 776 Green Street, File No. 200908 - Appeal of California Environmental Quality Act (CEQA) Determination of Exemption from Environmental Review
Date: Thursday, October 15, 2020 9:48:06 AM

This message is from outside the City email system. Do not open links or attachments from untrusted sources.

President Norman Yee and Members of the Board of Supervisors
c/o Angela Cavillo, Clerk of the Board of Supervisors
San Francisco City Hall
1 Dr. Carlton B. Goodlett Place, Room 244
San Francisco, CA 94102

RE: 1776 Green Street, File No. 200908 - Appeal of California Environmental Quality Act (CEQA) Determination of Exemption from Environmental Review

Honorable Members of the Board of Supervisors:

I'm writing to support the appeal of a CEQA exemption for the proposed project at 1776 Green Street. The developer proposes to construct five luxury condos on a heavily contaminated site, which was used as an automobile repair shop for over 100 years. The site is contaminated with a number of toxic materials including benzene, a known carcinogen, at levels over 900 times above state residential standards and 200 times above state commercial standards. CEQA review is required to ensure that this contamination is adequately cleaned-up in a manner that safeguards nearby residents, community members, construction workers, and future residents of the Project.

I'm a parent with school-aged children and live down the block from 1776 Green Street. I'm very concerned that the City is attempting to avoid public environmental review for this Project. 1776 Green Street is located adjacent to almost 70 housing units and is within a one-block radius of three important public resources that are sensitive receptor locations: Sherman Elementary School (a public school with over 375 students), Allyne Park, and the Golden Gate Valley Library branch, which provides highly popular programming to infants and children. Furthermore, the Project site backs onto a busy commercial corridor on Union Street which includes doctors' offices, restaurants and small businesses. Given the nature of the area surrounding the Project, there should be heightened environmental review rather than an exemption from CEQA.

I'm also concerned that according to a recent San Francisco Chronicle article, the City appears to have exempted many other projects on heavily contaminated sites from CEQA review. CEQA requires public environmental review before projects are approved on heavily contaminated sites such as 1776 Green Street. The City must comply with this state law to protect the health and safety of its residents throughout San Francisco. I support the creation of new housing in San Francisco, but only when done properly and safely, and certainly not at the expense of public health.

Sincerely,

Kyoko Watanabe
1717 Green Street
San Francisco, CA 94123

From:	Board of Supervisors, (BOS)
To:	BOS-Supervisors
Cc:	Major, Erica (BOS)
Subject:	FW: Written Comment in Opposition to Ordinance File #201059 (Preston)
Date:	Tuesday, October 6, 2020 11:28:00 AM

From: Brett Davies <davies.brett@gmail.com>
Sent: Tuesday, October 6, 2020 11:22 AM
To: BOS Legislation, (BOS) <bos.legislation@sfgov.org>; Board of Supervisors, (BOS) <board.of.supervisors@sfgov.org>
Subject: Written Comment in Opposition to Ordinance File #201059 (Preston)

This message is from outside the City email system. Do not open links or attachments from untrusted sources.

RE: Ordinance File #201059 (Administrative Code - Temporary Tenant Protections Due to COVID-19)
Subj: Written Comment in Opposition to Ordinance #201059 (Preston)

Dear SF Board of Supervisors,

I write regarding the proposed legislation (file #201059) by Supervisor Preston banning no-fault evictions until March 2021 and respectfully request that you reject this proposal in its current form and amend the proposal to allow for OMI evictions of non-protected tenants by non-corporate single-unit owners.

The proposed legislation is a blanket ban on all no-fault evictions, even those where tenants are not impacted by COVID. This is unfair and surely inconsistent with state-based legislation which is targeted to those in most need.

I do not exaggerate when I say that this proposed legislation, if passed, will destroy us financially.

My husband and I poured our life savings into buying our first home at the start of this year. We commenced the Owner Move-In eviction process in January, serving the tenant with a 60 day notice period. The tenant was due to move out at the end of March but has refused to do so. Due to the closure of the courts, we have only recently been able to commence legal proceedings to move into our home.

The tenant is gainfully employed and has not claimed protected tenant status or any COVID protections. They have lived in our home without paying rent since April. Due to the rules governing OMI evictions, we are unable to collect rent.

My husband and I are newly married and trying to start our family. During the pandemic, he has been made redundant twice and my small business has been hammered. As you would be aware TIC apartments are ineligible for mortgages from the major banking institutions - a quirk of SF property. Mortgage relief is therefore at the discretion of the lender. We have drawn heavily upon the

generosity of family to get us to this point but these funds are running out.

There seems to be a focus on tenants and very little support or acknowledgment of the hardship caused to landlords during this pandemic. Mr. Preston's legislation would deny us access to our home until next year and will cause us financial ruin. We literally have no money left and are already at our wit's end.

Please do not permit this legislation in its current form to proceed. We simply cannot afford it.

Sincerely,
Brett

From:	Board of Supervisors, (BOS)
To:	BOS-Supervisors
Cc:	Major, Erica (BOS)
Subject:	FW: Agenda Item 62. Support for COVID-19 Temporary Tenant Protections (File No. 201059)
Date:	Tuesday, October 6, 2020 10:45:00 AM
Attachments:	10-6-20 Joint Statement in Support of COVID19 Tenant Protections.pdf

From: San Francisco Anti-Displacement Coalition SFADC <sfantidisplacement@gmail.com>
Sent: Tuesday, October 6, 2020 10:15 AM
To: Board of Supervisors, (BOS) <board.of.supervisors@sfgov.org>
Cc: Somera, Alisa (BOS) <alisa.somera@sfgov.org>
Subject: RE: Agenda Item 62. Support for COVID-19 Temporary Tenant Protections

This message is from outside the City email system. Do not open links or attachments from untrusted sources.

Dear President Yee and Board Members:

As community and tenant based organizations from across the city we join together to urge your support for this essential proposal to prevent the displacement of hundreds of families, seniors, and workers in the coming winter months of this pandemic.

Since March San Francisco tenants have been protected by two emergency moratoriums preventing most evictions in the City, halting evictions for non-payment of rent arising out of pandemic related financial distress and evictions for other alleged justifications unrelated to a threat to health or safety. These two moratoriums have played an important part in limiting a broader spread of the coronavirus

Both moratoriums are now expiring. San Francisco's moratorium on evictions for nonpayment of rent has now been replaced by state law, AB3088. The city's moratorium on most other evictions effectively expires at the end of November unless it is extended by the ordinance now before you.

While it was in effect, the moratorium on non-rent related evictions had a major impact on preventing displacement. According to data from the Rent Board, for the four month period between April 1 to July 31, the number of notices of evictions for non-rent related reasons fell 69% from the same period a year ago -- a reduction of over 400 evictions. Given that the Rent Board's reporting system covers only a portion of the units protected by the expiring order, we believe an even greater number of evictions have been and need to be prevented.

Thus unless the Board acts by approving the proposed ordinance to extend the Mayor's moratorium a wave of preventable evictions will occur in the coming winter months – a period that DPH advises poses a heightened risk of a surge in illnesses because residents will be confined indoors exposed to both the flu and the coronavirus.

To address these impending threats to public health we urge the board to approve this urgently needed ordinance.

Respectfully,

AFFORDABLE HOUSING ALLIANCE
ANTI-EVICTION MAPPING PROJECT
ASIAN AMERICANS ADVANCING JUSTICE - ASIAN LAW CAUCUS
CAUSA JUSTA :: JUST CAUSE
CENTRAL CITY SRO COLLABORATIVE
CHINATOWN COMMUNITY DEVELOPMENT CENTER
CHINESE PROGRESSIVE ASSOCIATION
COMMUNITY TENANTS ASSOCIATION
DOLORES STREET COMMUNITY SERVICES
EVICTION DEFENSE COLLABORATIVE
HOUSING RIGHTS COMMITTEE OF SAN FRANCISCO
LA VOZ LATINA
PEOPLE POWER MEDIA
SENIOR DISABILITY ACTION
SAN FRANCISCO TENANTS UNION
SOUTH OF MARKET COMMUNITY ACTION NETWORK
TENDERLOIN NEIGHBORHOOD DEVELOPMENT CENTER

October 6, 2020

President Norman Yee and Members of the Board of Supervisors
City Hall
1 Dr. Carlton B. Goodlett Place
San Francisco, CA 94102
board.of.supervisors@sfgov.org

RE: Agenda Item 62. Support for COVID-19 Temporary Tenant Protections

Dear President Yee and Board Members:

As community and tenant based organizations from across the city we join together to urge your support for this essential proposal to prevent the displacement of hundreds of families, seniors, and workers in the coming winter months of this pandemic.

Since March San Francisco tenants have been protected by two emergency moratoriums preventing most evictions in the City, halting evictions for non-payment of rent arising out of pandemic related financial distress and evictions for other alleged justifications unrelated to a threat to health or safety. These two moratoriums have played an important part in limiting a broader spread of the coronavirus

Both moratoriums are now expiring. San Francisco's moratorium on evictions for nonpayment of rent has now been replaced by state law, AB3088. The city's moratorium on most other evictions effectively expires at the end of November unless it is extended by the ordinance now before you.

While it was in effect, the moratorium on non-rent related evictions had a major impact on preventing displacement. According to data from the Rent Board, for the four month period between April 1 to July 31, the number of notices of evictions for non-rent related reasons fell 69% from the same period a year ago -- a reduction of over 400 evictions. Given that the Rent Board's reporting system covers only a portion of the units protected by the expiring order, we believe an even greater number of evictions have been and need to be prevented.

Thus unless the Board acts by approving the proposed ordinance to extend the Mayor's moratorium a wave of preventable evictions will occur in the coming

winter months – a period that DPH advises poses a heightened risk of a surge in illnesses because residents will be confined indoors exposed to both the flu and the coronavirus.

To address these impending threats to public health we urge the board to approve this urgently needed ordinance.

Respectfully,

AFFORDABLE HOUSING ALLIANCE
ANTI-EVICTION MAPPING PROJECT
ASIAN AMERICANS ADVANCING JUSTICE - ASIAN LAW CAUCUS
CAUSA JUSTA :: JUST CAUSE
CENTRAL CITY SRO COLLABORATIVE
CHINATOWN COMMUNITY DEVELOPMENT CENTER
CHINESE PROGRESSIVE ASSOCIATION
COMMUNITY TENANTS ASSOCIATION
DOLORES STREET COMMUNITY SERVICES
EVICTION DEFENSE COLLABORATIVE
HOUSING RIGHTS COMMITTEE OF SAN FRANCISCO
LA VOZ LATINA
PEOPLE POWER MEDIA
SENIOR DISABILITY ACTION
SAN FRANCISCO TENANTS UNION
SOUTH OF MARKET COMMUNITY ACTION NETWORK
TENDERLOIN NEIGHBORHOOD DEVELOPMENT CENTER

From:	Board of Supervisors, (BOS)
To:	BOS-Supervisors
Cc:	Young, Victor (BOS)
Subject:	FW: Letter of Support for Planning Commission Nominee, Rachael Tanner (File No. 201084)
Date:	Thursday, October 15, 2020 11:45:00 AM

From: Cyn <cynwang@gmail.com>
Sent: Thursday, October 15, 2020 10:53 AM
To: Mar, Gordon (BOS) <gordon.mar@sfgov.org>; Ronen, Hillary <hillary.ronen@sfgov.org>; Stefani, Catherine (BOS) <catherine.stefani@sfgov.org>; Board of Supervisors, (BOS) <board.of.supervisors@sfgov.org>
Subject: Letter of Support for Planning Commission Nominee, Rachael Tanner

This message is from outside the City email system. Do not open links or attachments from untrusted sources.

San Francisco Board of Supervisors
Attn: Rules Committee
1 Dr. Carlton B. Goodlett Place
City Hall, Room 244
San Francisco, CA 94102-4689

Dear Members of the Board of Supervisors,

My name is Cynthia (Cyn) Wang, and I am a SFUSD mom, small business owner, and United Democratic Club board member writing in strong support of Rachael Tanner for Planning Commissioner. I also previously served as assistant city attorney to several Bay Area cities, giving me a strong background in planning and land use. Based on this background, I believe Rachael is deeply qualified to serve on the San Francisco Planning Commission.

Rachael brings a wealth of experience as Senior Planner focusing on the Excelsior and Outer Mission neighborhoods, a legislative aide, and a member of the Board of Permit Appeals. She knows the impact legislation has on our neighborhoods, the importance of public input, and the role the Planning Department plays in ensuring our City can remain a place for small businesses, working families, and all of our diverse communities.

As a former resident of the Bayview and SOMA, and current resident of the

“Hub” area, Rachael sees and experiences daily the results of the Planning Department’s recent Eastern Neighborhoods, Western SOMA, Central SOMA , and Hub Area planning efforts. The City’s eastern neighborhoods have shouldered the majority of San Francisco’s new development, and having a resident from this part of the City will help ensure these issues are represented on the Planning Commission.

Additionally, as you know, diversityvand representation matter, particularly on the Planning Commission. With the resignation of former commissioner Milicent Johnson, there are currently no African Americans on the Planning Commission. San Francisco, like so many other cities is still confronting our dark history of racist land use policies such as redlining and urban renewal, which have disproportionately impacted our city’s black community. Rachael’s appointment to the Planning Commission is important to ensure we continue to have African American representation on this important body.

I urge you to support Rachael’s nomination to the Planning Commission.

Sincerely,

Cynthia Wang

From:	Board of Supervisors, (BOS)
To:	BOS-Supervisors
Cc:	Young, Victor (BOS)
Subject:	FW: Letter In Support of Rachel Tanner for Planning Commissioner (File No. 201084)
Date:	Thursday, October 15, 2020 1:15:00 PM

From: Bruce Agid <bruce.h.agid@gmail.com>
Sent: Thursday, October 15, 2020 1:05 PM
To: Ronen, Hillary <hillary.ronen@sfgov.org>; Stefani, Catherine (BOS) <catherine.stefani@sfgov.org>; Mar, Gordon (BOS) <gordon.mar@sfgov.org>
Cc: Board of Supervisors, (BOS) <board.of.supervisors@sfgov.org>
Subject: Letter In Support of Rachel Tanner for Planning Commissioner

This message is from outside the City email system. Do not open links or attachments from untrusted sources.

San Francisco Board of Supervisors
Attn: Rules Committee
1 Dr. Carlton B. Goodlett Place
City Hall, Room 244
San Francisco, CA 94102-4689

Re: Letter of Support for Planning Commission Nominee, Rachael Tanner

Dear Members of the Rules Committee,

My name is Bruce Agid and I'm writing in strong support of Rachael Tanner for Planning Commissioner. For identification purposes only, I'm the President of the San Francisco Eastern Neighborhoods Democratic Club and Board Member of the South Beach/Rincon/Mission Bay Neighborhood Association. However today I'm writing as a native San Franciscan and an 11 year resident of Mission Bay.

Rachael is deeply qualified to serve on the San Francisco Planning Commission. Whether it be in her role as a Senior Planner working on policies focused on the Excelsior and Outer Mission neighborhoods, a legislative aide, and member of the Board of Permit Appeals, Rachael brings years of experience working with San Francisco's diverse communities. She knows the impact legislation has on our neighborhoods, the importance of public input, and the role the Planning Department plays in ensuring our City can remain a place for small businesses, working families, and all of our diverse communities. In addition, having experience as Assistant to the City Manager in Palo Alto as well as that of a Program Specialist in the Long Beach City Manager's Office adds to her diverse amount of experience and background.

As a former resident of the Bayview and SOMA, and current resident of the "Hub" area, Rachael sees and experiences daily the results of the Planning Department's recent

eastern neighborhoods planning efforts. The City's eastern neighborhoods have and will shoulder the majority of San Francisco's new development, and having a resident from this part of the City will help ensure these issues are represented on the Planning Commission. As a community leader in the eastern part of the City, I know this experience and knowledge is critical. Planning is more than building housing and office space, it's about building community and I know with Rachel's background she will be an excellent addition to this Commission.

Additionally, we must have diverse representation on the Planning Commission. With the resignation of former commissioner Milicent Johnson, there are currently no African Americans on the Planning Commission. Rachael's appointment to the Planning Commission is important to ensure we continue to have African American representation on this important body.

I urge you to support Rachael's nomination to the Planning Commission.

Sincerely,

Bruce Agid

From:	Board of Supervisors, (BOS)
To:	BOS-Supervisors
Cc:	Young, Victor (BOS)
Subject:	FW: Letter of Support for Rachael Tanner to Planning Commission (File No. 201084)
Date:	Thursday, October 15, 2020 9:03:00 AM
Attachments:	Letter of Support for Rachael Tanner.pdf

From: Mariko Davidson <marikodavidson@gmail.com>
Sent: Wednesday, October 14, 2020 9:15 PM
To: Board of Supervisors, (BOS) <board.of.supervisors@sfgov.org>
Subject: Letter of Support for Rachael Tanner to Planning Commission

This message is from outside the City email system. Do not open links or attachments from untrusted sources.

Dear Board of Supervisors,

Please find my letter of Support for Rachael Tanner to the Planning Commission attached. Feel free to contact me at my information below should you have any questions.

Sincerely,

Mariko

--

Mariko Davidson / (415) 854-2249

San Francisco Board of Supervisors
ATTN: Rules Committee
1 Dr. Carlton B. Goodlett Place
City Hall, Room 244
San Francisco, CA 94102-4689
Via email to: Board.of.Supervisors@sfgov.org

RE: Letter of Support for Planning Commission Nominee, Rachael Tanner

Dear Members of the Board of Supervisors,

My name is Mariko Davidson. My husband, young son, and I are proud District 11 residents. We have been proud to call San Francisco home since 2016. **I am writing to support Rachael Tanner's nomination to the San Francisco Planning Commission.**

In my professional role at Ford Mobility, LLC. I build new mobility partnerships with cities. Formally trained as an urban planner, I build policy initiatives with positive social impact. For the past 13 plus years, I've held leadership roles in technology companies, non-profits, government (municipal, state), and international diplomacy, to build unique and impactful programs with cities.

Rachael and I first became acquainted through our graduate studies program. We both matriculated through the Master's in City Planning Program offered by the Massachusetts Institute of Technology. During that time, Rachael played a leading role in the Students of Color Committee. She also ran for and was elected to the student government of the department. In these two roles she helped give students a voice in the process of selecting new faculty and helped build community among the student body.

Since our time as classmates, I have seen her chart a career path aligned with her values and always seek to make the world a better place. Rachael is focused, serious, and really puts her heart into any endeavor. I know that as a Planning Commissioner she will discharge her duties with grace, a sense of camaraderie with her fellow commissioners, and always with the intention to do what is just and equitable.

Rachael spent time working in District 11; getting to know my "outer neighborhood." I know that her curiosity and relationship building skills will ensure she gets to know all the neighborhoods of San Francisco. That she understands what it's like hustling to BART on streets that weren't designed for bikes and sidewalks that aren't always hospitable to pedestrians. She understands how hard families like mine work to carve out a place to call home in this city. And she takes to heart a responsibility to ensure San Francisco continues to be a city on a hill, shining bright as an example throughout the world.

I urge you to support Rachael's nomination to the Planning Commission.

Sincerely,



Mariko Davidson
336 Louisburg St
San Francisco CA 94112

From: Stephen Cornell
To: Calvillo, Angela (BOS)
Subject: Fwd: to be distributed to all Supervisors
Date: Monday, October 5, 2020 3:45:35 PM

This message is from outside the City email system. Do not open links or attachments from untrusted sources.

To be distributed to all Supervisors file 201140

The San Francisco Council of District Merchants Associations, representing San Francisco's neighborhood merchant associations for 70 years, supports File #201140, a resolution regarding the Shared Spaces Program that will be heard at the Board of Supervisors tomorrow, October 6, 2020.

We appreciate efforts the city is making to support small businesses during the COVID-19 pandemic as we attempt to reopen safely and remain open permanently. The Shared Spaces Program offers many local businesses the opportunity to operate in public spaces which provides a means to serve customers and clients to some extent. However many of us, particularly businesses that are not restaurants, face challenges with this program that need to be discussed and addressed. The hearing called for in this Resolution is necessary to give local businesses a chance to weigh in on what does and doesn't work with this program, and to propose creative solutions to make sure neighborhood merchants of all types across the city can resume operations equitably, successfully and safely in the long-term.

The SFCDMA intends to participate in the hearing called for in File #201140, and we thank Supervisors Mar, Haney and Walton for proposing it.

Sincerely,

Stephen

Stephen Cornell
415.244.6152

From:	Board of Supervisors, (BOS)
To:	BOS-Supervisors
Subject:	FW: Acting Director DPW
Date:	Monday, October 5, 2020 2:26:00 PM

From: Marie Sandoval <thegoldenchalice49@yahoo.com>
Sent: Monday, October 5, 2020 2:01 PM
To: Alaric.Degrafinried@sfdpw.gov
Cc: Board of Supervisors, (BOS) <board.of.supervisors@sfgov.org>
Subject: Acting Director DPW

This message is from outside the City email system. Do not open links or attachments from untrusted sources.

10/5/20

Alaric Degrafinried - Director
SF Department of Public Works

There's a SF law that's never enforced.

It prohibits skateboarders from neighborhood sidewalks.

Thousands of dollars are spent by homeowners repairing the damage done to their sidewalks, by these destructive skateboarders.

The skateboarders could care less.

Even if the homeowner asks them to please stop skateboarding on their sidewalk, because of the damage they do.They ignore the homeowner.

When they skateboard across the street, they make their skateboards jump onto the sidewalk. This is very damaging, because the elevated skateboard slams down on the curbs.

cracking cement

___

Please do something to enforce this law.

Homeowners try to keep their property nice, yet San Francisco sidewalks are always cracked, chipped and crushed by these destructive skateboarders.

Why should SF taxpayers be forced to consistently pay for their sidewalk repairs?

The DPW actually issues warnings and enforce monetary fines and penalties to homeowners, if they don't repair their sidewalks.

San Francisco homeowners who pay taxes for everything, aren't entitled to enjoy their life?

Most SF parks have places meant for skateboarders and skateboarding.

As the new DPW Director what can you do to enforce this SF law?

A welcome message from Public Works Director Alaric Degrafinried

I copied this email directly below your YouTube video.

attached at the bottom

http://sfpublicworks.org/about/acting-director-alaric-degrafinried

Marie

Links in the message

A welcome message from Public Works Director Alaric Degrafinried

From: Lagunte, Richard (BOS)
To: BOS-Supervisors
Cc: Board of Supervisors, (BOS)
Subject: WARN Notice: The Bay Club Company
Date: Friday, October 2, 2020 4:39:02 PM
Attachments: 20201002162114109.pdf
20201002162105287.pdf
20201002162057343.pdf
20201002162052021.pdf

Dear Supervisors,

Please see the attached for WARN Notices for various locations of The Bay Club Company.

Regards,

Richard Lagunte
Board of Supervisors - Clerk's Office
1 Dr. Carlton B. Goodlett Place, Room 244
San Francisco, CA 94102
P (415) 554-7709 | F (415) 554-5163
richard.lagunte@sfgov.org | www.sfbos.org

Pronouns: he, him, his

BOS -11
6 pages

California Employment Development Department (EDD)
eddwarnnotice@edd.ca.gov (read receipt requested)

Mr. Joshua Arce, Director, Workforce Development
1 South Van Ness Avenue, 5th Floor
San Francisco, CA 94103

San Francisco Board of Supervisors
1 Dr. Carlton B. Goodlett Place
City Hall, Room 244
San Francisco, CA
Board.of.Supervisors@sfgov.org

Mayor London N. Breed
City Hall, Room 200
1 Dr. Carlton B. Goodlett Place
San Francisco, CA 94102
MayorLondonBreed@sfgov.org



September 29, 2020

Re: <u>UPDATED</u> WARN Notice: The Bay Club Company

I am writing on behalf of The Bay Club Company ("Bay Club") to update the notice previously provided to you on June 9, 2020. Specifically, as a result of COVID-19-related business circumstances that were not reasonably foreseeable at the time that notice might otherwise have been required, some Bay Club associates experienced a layoff at the following Club location on September 7, 2020. These circumstances include the prolonged government-ordered shutdown of recreational facilities such as Bay Club's, the protracted length of time COVID-19-related restrictions are now expected to continue, and the likelihood that more stringent restrictions will be re-instituted in the event of an anticipated COVID-19 resurgence.

Bay Club San Francisco
150 Greenwich Street
San Francisco, CA 94111

Over the next few weeks, Bay Club will continue to evaluate its business model and workforce in light of the prolonged COVID-19 pandemic, including offering new positions for remote services offered by Bay Club to offset some of the loss in hours for associates who previously provided in-person services. We anticipate that, as a result of this restructuring and reallocation of hours, a number of additional associates will experience a temporary or permanent employment loss. More information about such impacts will be shared when it becomes available.

UPDATED WARN Notice: The Bay Club Company
September 29, 2020

I am providing this notice in an abundance of caution and due to the unprecedented nature of this situation, although the Worker Adjustment and Retraining Notification Act ("WARN Act") and California WARN Act may not technically require notice of all of these planned actions.

- The entire Club location is not being closed.
- Bumping rights do not exist.
- The affected associates are not represented by a union.

The below chart contains the details of the job titles of positions laid off effective September 7, 2020, and the number of affected associates in each job classification.

Affected Job Position	# Associates
Cafe Server	6
Director of Family Programming	1
Facilities Director	1
Family Programming Associate	5
Group Fitness Instructor	29
Housekeeping Attendant	7
Personal Trainer	9
Pilates Instructor	1
Spa Coordinator	1
Sports Desk Associate	2
Valet Attendant	2
Yoga Instructor	1

All affected associates have been notified of these actions, which are anticipated to be permanent, with the exception of associates who may experience a reduction in work hours in the near future, which may be temporary. Affected associates were provided notice consistent with Executive Order N-31-20 regarding the California WARN Act.

If you have any questions or want additional information concerning this matter, please contact Erin Rucker Oto, Senior Executive Vice President at 415.901.9252.

Sincerely,

Kevin Klipfel
Chief Financial Officer

California Employment Development Department (EDD)
eddwarnnotice@edd.ca.gov (read receipt requested)

BOS-11
C pages

Mr. Joshua Arce, Director, Workforce Development
1 South Van Ness Avenue, 5th Floor
San Francisco, CA 94103

San Francisco Board of Supervisors
1 Dr. Carlton B. Goodlett Place
City Hall, Room 244
San Francisco, CA
Board.of.Supervisors@sfgov.org

Mayor London N. Breed
City Hall, Room 200
1 Dr. Carlton B. Goodlett Place
San Francisco, CA 94102
MayorLondonBreed@sfgov.org

RECEIVED
BOARD OF SUPERVISORS
SAN FRANCISCO
2020 OCT -2 PM 3:59
BY

September 29, 2020

Re: <u>UPDATED</u> WARN Notice: The Bay Club Company

I am writing on behalf of The Bay Club Company ("Bay Club") to update the notice previously provided to you on June 9, 2020. Specifically, as a result of COVID-19-related business circumstances that were not reasonably foreseeable at the time that notice might otherwise have been required, some Bay Club associates experienced a layoff at the following Club location on September 7, 2020. These circumstances include the prolonged government-ordered shutdown of recreational facilities such as Bay Club's, the protracted length of time COVID-19-related restrictions are now expected to continue, and the likelihood that more stringent restrictions will be re-instituted in the event of an anticipated COVID-19 resurgence.

Bay Club SF Tennis
645 5th Street
San Francisco, CA 94107

Over the next few weeks, Bay Club will continue to evaluate its business model and workforce in light of the prolonged COVID-19 pandemic, including offering new positions for remote services offered by Bay Club to offset some of the loss in hours for associates who previously provided in-person services. We anticipate that, as a result of this restructuring and reallocation of hours, a number of additional associates will experience a temporary or permanent employment loss. More information about such impacts will be shared when it becomes available.

UPDATED WARN Notice: The Bay Club Company
September 29, 2020

I am providing this notice in an abundance of caution and due to the unprecedented nature of this situation, although the Worker Adjustment and Retraining Notification Act ("WARN Act") and California WARN Act may not technically require notice of all of these planned actions.

- The entire Club location is not being closed.
- Bumping rights do not exist.
- The affected associates are not represented by a union.

The below chart contains the details of the job titles of positions laid off effective September 7, 2020, and the number of affected associates in each job classification.

Affected Job Position	# Associates
AGM of Fitness	1
Cafe Server	1
Group Fitness Instructor	7
Housekeeping Attendant	2
Retail Associate	1
Tennis Professional	2

All affected associates have been notified of these actions, which are anticipated to be permanent, with the exception of associates who may experience a reduction in work hours in the near future, which may be temporary. Affected associates were provided notice consistent with Executive Order N-31-20 regarding the California WARN Act.

If you have any questions or want additional information concerning this matter, please contact Erin Rucker Oto, Senior Executive Vice President at 415.901.9252.

Sincerely,

Kevin Klipfel
Chief Financial Officer

California Employment Development Department (EDD)
eddwarnnotice@edd.ca.gov (read receipt requested)

BOS-11
Copy-7

Mr. Joshua Arce, Director, Workforce Development
1 South Van Ness Avenue, 5th Floor
San Francisco, CA 94103

San Francisco Board of Supervisors
1 Dr. Carlton B. Goodlett Place
City Hall, Room 244
San Francisco, CA
Board.of.Supervisors@sfgov.org

Mayor London N. Breed
City Hall, Room 200
1 Dr. Carlton B. Goodlett Place
San Francisco, CA 94102
MayorLondonBreed@sfgov.org



September 29, 2020

Re: <u>UPDATED</u> WARN Notice: The Bay Club Company

I am writing on behalf of The Bay Club Company ("Bay Club") to update the notice previously provided to you on June 9, 2020. Specifically, as a result of COVID-19-related business circumstances that were not reasonably foreseeable at the time that notice might otherwise have been required, some Bay Club associates experienced a layoff at the following Club location on September 7, 2020. These circumstances include the prolonged government-ordered shutdown of recreational facilities such as Bay Club's, the protracted length of time COVID-19-related restrictions are now expected to continue, and the likelihood that more stringent restrictions will be re-instituted in the event of an anticipated COVID-19 resurgence.

Bay Club Financial District
555 California Street
San Francisco, CA 94104

Over the next few weeks, Bay Club will continue to evaluate its business model and workforce in light of the prolonged COVID-19 pandemic, including offering new positions for remote services offered by Bay Club to offset some of the loss in hours for associates who previously provided in-person services. We anticipate that, as a result of this restructuring and reallocation of hours, a number of additional associates will experience a temporary or permanent employment loss. More information about such impacts will be shared when it becomes available.

UPDATED WARN Notice: The Bay Club Company
September 29, 2020

I am providing this notice in an abundance of caution and due to the unprecedented nature of this situation, although the Worker Adjustment and Retraining Notification Act ("WARN Act") and California WARN Act may not technically require notice of all of these planned actions.

- The entire Club location is not being closed.
- Bumping rights do not exist.
- The affected associates are not represented by a union.

The below chart contains the details of the job titles of positions laid off effective September 7, 2020, and the number of affected associates in each job classification.

Affected Job Position	# Associates
Group Fitness Instructor	4
Hospitality Desk Associate	1
Housekeeping Attendant	3

All affected associates have been notified of these actions, which are anticipated to be permanent, with the exception of associates who may experience a reduction in work hours in the near future, which may be temporary. Affected associates were provided notice consistent with Executive Order N-31-20 regarding the California WARN Act.

If you have any questions or want additional information concerning this matter, please contact Erin Rucker Oto, Senior Executive Vice President at 415.901.9252.

Sincerely,

Kevin Klipfel
Chief Financial Officer

California Employment Development Department (EDD)
eddwarnnotice@edd.ca.gov (read receipt requested)

BOS-11
Copies

Mr. Joshua Arce, Director, Workforce Development
1 South Van Ness Avenue, 5th Floor
San Francisco, CA 94103

San Francisco Board of Supervisors
1 Dr. Carlton B. Goodlett Place
City Hall, Room 244
San Francisco, CA
Board.of.Supervisors@sfgov.org

Mayor London N. Breed
City Hall, Room 200
1 Dr. Carlton B. Goodlett Place
San Francisco, CA 94102
MayorLondonBreed@sfgov.org

RECEIVED
BOARD OF SUPERVISORS
SAN FRANCISCO
2020 OCT -2 PM 3:59
BY

September 29, 2020

Re: <u>UPDATED</u> WARN Notice: The Bay Club Company

I am writing on behalf of The Bay Club Company ("Bay Club") to update the notice previously provided to you on June 9, 2020. Specifically, as a result of COVID-19-related business circumstances that were not reasonably foreseeable at the time that notice might otherwise have been required, some Bay Club associates experienced a layoff at the following Club location on September 7, 2020. These circumstances include the prolonged government-ordered shutdown of recreational facilities such as Bay Club's, the protracted length of time COVID-19-related restrictions are now expected to continue, and the likelihood that more stringent restrictions will be re-instituted in the event of an anticipated COVID-19 resurgence.

Bay Club at The Gateway
370 Drumm Street
San Francisco, CA 94111

Over the next few weeks, Bay Club will continue to evaluate its business model and workforce in light of the prolonged COVID-19 pandemic, including offering new positions for remote services offered by Bay Club to offset some of the loss in hours for associates who previously provided in-person services. We anticipate that, as a result of this restructuring and reallocation of hours, a number of additional associates will experience a temporary or permanent employment loss. More information about such impacts will be shared when it becomes available.

UPDATED WARN Notice: The Bay Club Company
September 29, 2020

I am providing this notice in an abundance of caution and due to the unprecedented nature of this situation, although the Worker Adjustment and Retraining Notification Act ("WARN Act") and California WARN Act may not technically require notice of all of these planned actions.

- The entire Club location is not being closed.
- Bumping rights do not exist.
- The affected associates are not represented by a union.

The below chart contains the details of the job titles of positions laid off effective September 7, 2020, and the number of affected associates in each job classification.

Affected Job Position	# Associates
Facilities Technician	1
Group Fitness Instructor	1
Housekeeping	1
Housekeeping Attendant	3
Lifeguard	1
Swim Coach	1
Swim Instructor	2
Tennis Professional	2

All affected associates have been notified of these actions, which are anticipated to be permanent, with the exception of associates who may experience a reduction in work hours in the near future, which may be temporary. Affected associates were provided notice consistent with Executive Order N-31-20 regarding the California WARN Act.

If you have any questions or want additional information concerning this matter, please contact Erin Rucker Oto, Senior Executive Vice President at 415.901.9252.

Sincerely,

Kevin Klipfel
Chief Financial Officer

From:	Board of Supervisors, (BOS)
To:	BOS-Supervisors
Subject:	FW: Bon Appetit Management Company Operations at Uber, Twitter RIF/ WARN
Date:	Tuesday, October 13, 2020 2:33:00 PM
Attachments:	Bon Appetit WARN RIF ltr to State Mayor County Uber 9 17 2020.pdf Bon Appetit WARN RIF ltr to State Mayor County Twitter Sept 20 2020.pdf

---

From: Bolton, Christine <Christine.Bolton@cafebonappetit.com>
Sent: Tuesday, October 13, 2020 2:19 PM
To: Development, Workforce (ECN) <workforce.development@sfgov.org>; Breed, Mayor London (MYR) <mayorlondonbreed@sfgov.org>; Board of Supervisors, (BOS) <board.of.supervisors@sfgov.org>
Cc: Bolton, Christine <Christine.Bolton@cafebonappetit.com>
Subject: Bon Appetit Management Company Operations at Uber, Twitter RIF/ WARN

This message is from outside the City email system. Do not open links or attachments from untrusted sources.

To Whom It May Concern:

Please see the attached WARN notices for Bon Appetit Management Company at Uber and
Twitter.

Should you have any questions concerning this matter, please contact me at 925-375-6665.

Yours truly,

Christine Bolton

Christine Bolton | Bon Appetit Management Company | Sr. Regional HR Manager | m. 925-375-6665
HR Service Center 1-877-311-4747 | HRServiceCenter@compass-usa.com

This email is subject to certain disclaimers, which may be reviewed via the following link.
http://www.compass-usa.com/disclaimer/

BON APPÉTIT
MANAGEMENT COMPANY

food service for a sustainable future®

September 17, 2020

Via Email and/or USPS

WARN Act Coordinator
Statewide Svcs. Unit, Workforce Svcs. Div.
Employment Development Department
722 Capitol Mall, MIC 50/Room 5099
Sacramento, CA 95814
eddwarnnotice@edd.ca.gov

Mr. Joshua Arce, Director, OWED
1 South Van Ness Avenue, 5th Floor
San Francisco, CA 94102
workforce.development@sfgov.org

Mayor London Breed
c/o Office of the Mayor,
City Hall, Room 200
1 Dr. Carlton B. Goodlett Place
San Francisco, CA 94102
MayorLondonBreed@sfgov.org

Norman Yee, Board of Supervisors
1 Dr. Carlton B. Goodlett Place
City Hall, Room 244
San Francisco, CA 94102-4689
Board.of.Supervisors@sfgov.org

Re: Bon Appétit Management Co. (Bon Appétit) operations at Uber

To Whom It May Concern:

Unfortunately, this letter will serve as official notice under Worker Adjustment and Retraining Notification (WARN) Act and California WARN Act that Bon Appétit's operation at Uber ("Client"), located at 1455 Market Street, San Francisco, CA 94103 and 350 Rhode Island, San Francisco, CA 94107 will be reduced and/or temporarily suspended due to the unforeseen business circumstances related to COVID-19 and resulting physical calamity. Subsequently, Bon Appétit's operations at Uber will be significantly reduced and require minimal staffing. Bon Appétit does not know whether its reduced operations will be permanent, but it is expected to last for many months.

Because of this indefinite reduction and/or suspension of operations and based on the information available to it at this time, Bon Appétit has made the decision to terminate a significant number of non-exempt hourly positions. Impacted employees were terminated on September 17, 2020. For Bon Appétit employees at Uber, our Client has generously funded pay associated with the number of hours employees were normally scheduled to work, while we evaluated the impacts of COVID-19 on our business at Uber and opportunities to continue to provide food services. Additional notice of the mass layoff was not practicable due to the evolving COVID-19 pandemic and the recent notification that our Client will cease funding pay for Bon Appétit employees who performed services at Uber. Bon Appétit employees at this location are not represented by labor unions. There is no provision in the company's policy for transfer, bumping or reassignment for Bon Appétit personnel. The job titles of the affected positions and the number of affected employees in each job classification are shown on the attached enclosure.

Consistent with Executive Order N-31-20, we have notified employees of the following: *If you have lost your job or been laid off temporarily, you may be eligible for Unemployment Insurance (UI). More information on UI and other resources available for workers is available at labor.ca.gov/coronavirus2019.*

Should you have any questions concerning this matter, please contact Christine Bolton at 925.375.6665.

Yours truly,



Christine Bolton
Senior Regional Human Resources Manager
Bon Appetit Management Company

Enclosure

JOB TITLES OF IMPACTED EMPLOYEES	***# OF EMPLOYEES IN EACH TITLE***
Uber (9/17/2020):	
ATTENDANT, CATERING	15
COOK	14
COOK, PREP	2
DISHWASHER	5
FOOD SVC UTILITY	4
FOOD UNIT LEAD	3
LEAD, KITCHEN UTILITY	1
SUPV, SHIFT-HRLY	13
Total	**57**
Uber (7/30/2020):	
ATTENDANT, CATERING	18
ATTENDANT, VENDING	1
COOK	12
COOK, PREP	1
DISHWASHER	4
FOOD SVC UTILITY	3
FOOD TRANSPORTER/DELIVERY	2
FOOD UNIT LEAD	1
JANITOR	2
SUPV, SHIFT-HRLY	3
SUPV, STOREROOM-HRLY	1
Total	**48**
Uber (7/31/2020):	
MGR, CATERING	2
CHEF, SOUS	1
CHEF, EXECUTIVE I	1
CHEF, EXECUTIVE II	1
Total	**5**
Grand Total	**110**

BON APPÉTIT
MANAGEMENT COMPANY

food service for a sustainable future®

September 22, 2020

Via Email and/or USPS

WARN Act Coordinator
Statewide Svcs. Unit, Workforce Svcs. Div.
Employment Development Department
722 Capitol Mall, MIC 50/Room 5099
Sacramento, CA 95814
eddwarnnotice@edd.ca.gov

Mr. Joshua Arce, Director, OWED
1 South Van Ness Avenue, 5th Floor
San Francisco, CA 94102
workforce.development@sfgov.org

Mayor London Breed
c/o Office of the Mayor,
City Hall, Room 200
1 Dr. Carlton B. Goodlett Place
San Francisco, CA 94102
MayorLondonBreed@sfgov.org

Norman Yee, Board of Supervisors
1 Dr. Carlton B. Goodlett Place
City Hall, Room 244
San Francisco, CA 94102-4689
Board.of.Supervisors@sfgov.org

Re: Bon Appétit Management Co. (Bon Appétit) operations at Twitter

To Whom It May Concern:

Unfortunately, this letter will serve as official notice under Worker Adjustment and Retraining Notification (WARN) Act and California WARN Act that Bon Appétit's operation at Twitter ("Client"), located at 1355 Market Street, San Francisco, CA will be reduced and/or temporarily suspended due to the unforeseen business circumstances related to COVID-19 and resulting physical calamity. Subsequently, Bon Appétit's operations at Twitter will be significantly reduced and require minimal staffing. Bon Appétit does not know whether its reduced operations will be permanent, but it is expected to last for many months.

Because of this indefinite reduction and/or suspension of operations and based on the information available to it at this time, Bon Appétit has made the decision to terminate a significant number of non-exempt hourly positions and several salaried. Impacted employees were terminated on August 27, 2020 and September 30, 2020. For Bon Appétit employees at Twitter, our Client has generously funded pay associated with the number of hours employees were normally scheduled to work, while we evaluated the impacts of COVID-19 on our business at Twitter and opportunities to continue to provide food services. Additional notice of the mass layoff was not practicable due to the evolving COVID-19 pandemic and the recent notification that our Client will cease funding pay for Bon Appétit employees who performed services at Twitter. Bon Appétit employees at this location were not represented by labor unions at the time of termination. There is no provision in the company's policy for transfer, bumping or reassignment for Bon Appétit personnel. The job titles of the affected positions and the number of affected employees in each job classification are shown on the attached enclosure.

Consistent with Executive Order N-31-20, we have notified employees of the following: *If you have lost your job or been laid off temporarily, you may be eligible for Unemployment Insurance (UI). More information on UI and other resources available for workers is available at labor.ca.gov/coronavirus2019.*

Should you have any questions concerning this matter, please contact Christine Bolton at 925.375.6665.

Yours truly,



Christine Bolton
Senior Regional Human Resources Manager
Bon Appetit Management Company

Enclosure

JOB TITLES OF IMPACTED EMPLOYEES	***# OF EMPLOYEES IN EACH TITLE***
Twitter (8/27/2020)	
ADMIN, BOOKKEEPER	1
ATTENDANT, VENDING	6
BARISTA	3
COLD FOOD, SALAD	1
COOK	11
COOK, PREP	9
COOK, SR	5
DISHWASHER	14
FOOD SVC UTILITY	1
LEAD, KITCHEN UTILITY	2
LINE SERVER	7
STEWARD	3
SUPV, SHIFT-HRLY	1
SUPV, STOREROOM-HRLY	1
TOTAL	**65**
Twitter (9/30/2020)	
CHEF, SOUS	2
CHEF, SOUS III	1
MGR, RETAIL II	1
TOTAL	**4**
Grand Total	**69**

From:	Board of Supervisors, (BOS)
To:	BOS-Supervisors
Subject:	FW: buy back program/recology
Date:	Wednesday, October 7, 2020 4:49:00 PM

From: johnny schenone <schenone13@sbcglobal.net>
Sent: Wednesday, October 7, 2020 4:46 PM
To: Board of Supervisors, (BOS) <board.of.supervisors@sfgov.org>
Subject: buy back program/recology

This message is from outside the City email system. Do not open links or attachments from untrusted sources.

This afternoon I went to your "buy back facility" out on the edge of the bay near Evans.
Unfortunately, as it turned out, this was all a huge waste of my time in that according to John Gee, recology had discontinued the program; NOT exactly what I would describe as a pleasant surprise.

I may be wrong but I am of the distinct impression recology is contractually obligated to offer this "buy back" program as part of their covenant with the city for allowing their monopoly operation to proceed.

Probably an issue for some state government bureaucracy but, the stores are given license to continue charging a redemption fee while now, with only one exception in all of the city there is no place where one can attempt to recoup a fraction of these government sanctioned extorted monies.

It is in vogue these days to make a lot of noise about recycling, especially coming from the government and recology. recology sure isn't bashful about blowing smoke with their publication which accompanies their demands for payment from a captive market. Incontrovertibly, this is yet another example of the hypocrisy that exists in this city and particularly with the city government. This kind of bullshit doesn't exactly make me jubilant about paying my garbage bill nor my property tax bill ; shit for service by both in this instance but, unequivocally and always as far as the city is concerned !

To suggest it is inequitable, to charge recycling fees at the time of purchase and not provide a means to be reimbursed is well beyond illegal (state law mandates recycling law et all) it is malfeasance & criminal !

I'll be particularly interested to read even one excuse; please do not try and lay this bullshit off on the pandemic, I ain't buying !
I've returned the recyclables to their (rent free) prior storage, their longevity with this free storage depends . . .

From:	Board of Supervisors, (BOS)
To:	BOS-Supervisors
Subject:	FW: CAREN ACT? Name hypocritical, you think?
Date:	Tuesday, October 13, 2020 9:55:00 AM

From: Carynn Silva <carynnsilva@yahoo.com>
Sent: Monday, October 12, 2020 10:06 AM
To: Board of Supervisors, (BOS) <board.of.supervisors@sfgov.org>
Subject: Re: CAREN ACT? Name hypocritical, you think?

This message is from outside the City email system. Do not open links or attachments from untrusted sources.

I'm gonna reiterate, CHOOSE another name for your agenda. This is highly offensive to those who carry this name. YOU want to use the name "Caren" to propose law against Racism, but yet you use the name carried on by Social Media as just that, Racist! Think about it.

> On Wednesday, July 8, 2020, 08:53:01 PM EDT, Carynn Silva <carynnsilva@yahoo.com> wrote:
>
> I take the name of this Act introduced by Mr. Walton as highly insulting and ignorant. Someone decided to create this racist meaning to the name "KAREN" in which has come to symbolize a stereotype of whiteness and continue to use it and spread it around social media without the consideration that this name is of birth names people personally use.
>
> This causes discrimination and is being used as a racist term against white women. This "CAREN Act" is "This bill could protect millions of Californians from becoming targets of hate and prevent the weaponization of our law enforcement against communities of color". However the use of this name "CAREN Act" is racist in itself for it's use. Be considerate to the fact that this name belongs to actual people that have to live, breathe, and survive in their society. White, Black, Brown, doesn't matter, people of authority need to stop dividing us.
>
> Choose another name.
>
> Thank you,
> Carynn Silva (And I absolutely love my first name my Mother gave me when I was born).

From: John Kim
To: Board of Supervisors, (BOS); Breed, Mayor London (MYR); District Attorney, (DAT)
Subject: Criminals taking over our neighborhoods
Date: Thursday, October 1, 2020 2:16:39 AM
Attachments: transcoded-IMG_3423.mp4

This message is from outside the City email system. Do not open links or attachments from untrusted sources.

Dear Mayor Breed, Board of Supervisors & DA Boudin:

I am including a video of a neighborhood criminal who has been terrorizing our neighborhood Walgreens for the past few months. This criminal and his accomplices have been boldly and wantonly walking into the store to steal whatever they desire. He was there again today claiming he didn't know his accomplice while they tried shoplifting again. They were thwarted for the most part by the Walgreens security guard, Manager, and concerned neighbors like me.

I am sending you this video as an example of your failed efforts at restorative justice which is putting businesses and employees, and citizens like us at continued risk. Our very safety and livelihood is at stake right now. We are fed up with the constant break-ins of our homes and vehicles. It is not just our property. We are living in constant fear in our own homes about the safety and wellbeing of our loved ones. When are you all going to finally wake up? Right now, it feels as though you guys do not care at all about the wellbeing of the law abiding citizens. You care more about the criminals, drug addicts, and homeless. They seem to have more protections and rights.

No wonder so many San Franciscans are fed up, and many are choosing to leave this dirty and crime plagued City. You probably already know how many San Francisco homes are on the market. People cannot wait to leave. For those of us who still live here, we have one question. When are you all going to finally do something? Fed up and dejected residents are talking about taking justice into their own hands because the Police are not empowered to deal with what you consider "petty" and "quality of life crimes". We know these things are very low on your priorities, but please stop enabling this criminal behavior and start taking care of law abiding San Franciscans.

Sincerely,

John Kim
District 5

From:	Board of Supervisors, (BOS)
To:	BOS-Supervisors
Subject:	FW: Printable houses
Date:	Friday, October 2, 2020 1:03:00 PM

From: Ann Frances <padden55@yahoo.com>
Sent: Friday, October 2, 2020 11:45 AM
To: Board of Supervisors, (BOS) <board.of.supervisors@sfgov.org>
Subject: Printable houses

This message is from outside the City email system. Do not open links or attachments from untrusted sources.

I lived in the Bay area for a decade. There was a homeless crisis then. It's worse and it looks different today. I'd like to ask you to look at printable houses. Small developments of these on donated land nearby would be cheap to create, they can be made into any size and shape, and they're very sturdy and fire resistant. They could be affordably bought or rented or granted to homeless, veterans, economically vulnerable seniors and disabled, single mom families, and women and children fleeing domestic violence. Even one such development would be a start, and could be a demonstration project incorporating ultra low energy use, and active and passive solar, and cistern water collection and filtration for some uses. Seeing it working might encourage more such projects.

From:	Board of Supervisors, (BOS)
To:	BOS-Supervisors
Subject:	FW: SF Beach and sidewalk fouled by derelicts. Pictures taken 2020-10-2 during my morning walk.
Date:	Monday, October 5, 2020 9:43:00 AM

From: Hendrik S. Bakker <bakkerhs@sbcglobal.net>
Sent: Saturday, October 3, 2020 10:36 AM
To: Friends and Relations <hsbakker@sbcglobal.net>
Cc: Board of Supervisors, (BOS) <board.of.supervisors@sfgov.org>
Subject: SF Beach and sidewalk fouled by derelicts. Pictures taken 2020-10-2 during my morning walk.

This message is from outside the City email system. Do not open links or attachments from untrusted sources.

Barbarians at the gate.









From:	Board of Supervisors, (BOS)
To:	BOS-Supervisors
Subject:	FW: Another free for all shoplifting incident
Date:	Monday, October 5, 2020 10:37:00 AM
Attachments:	3F2E4329-FA9F-4078-8E91-6092365A301D.png

From: Tom Schmidt <tgschmidt@gmail.com>
Sent: Saturday, October 3, 2020 8:56 PM
To: Board of Supervisors, (BOS) <board.of.supervisors@sfgov.org>; Boudin, Chesa (DAT) <chesa@sfgov.org>; Mandelman, Rafael (BOS) <rafael.mandelman@sfgov.org>; Breed, Mayor London (MYR) <mayorlondonbreed@sfgov.org>
Subject: Another free for all shoplifting incident

This message is from outside the City email system. Do not open links or attachments from untrusted sources.

Hi London, Rafael, Chesa, BOS,

Here's another sad example of the decline of our city, and our inability to direct people to available resources. What are you doing to address this epidemic of free for all shoplifting wiping out the inventory in the few stores that are open in our neighborhoods?

Best,
Tom Schmidt
Corona Heights

"Brazen smash and grab at Safeway then employee assaulted !! Another example of a city and country seriously out of control . After a Saturday shift I stop at Safeway on market to do my weekly shopping soon as I enter I can tell something was going down . 2 young adults had small but sturdy sticks / clubs they went down the personal care isle . And literally smashed the windows out of 3 of the locked glass cabinets and loaded up everything. Razors cartridges . Expensive face creams toothpaste etc etc .. the store worker tried to stop one of them and apparently struck her across the face with his stick .. I took a couple of pics to show what happened . The reason for this post is to point out that people are not stealing because they are hungry or desperate . Maybe desperate for whatever high they were going to get with the sale of said stolen items . I was there for about 25 more minutes and when I left the police had mot shown up yet .. Also was told by another employee that SFPD as of Oct 1 no longer has a onsite officer and will no longer respond to these types of reports . I'm mot sure but I'm thinking they would respond since a serious assault did occur."

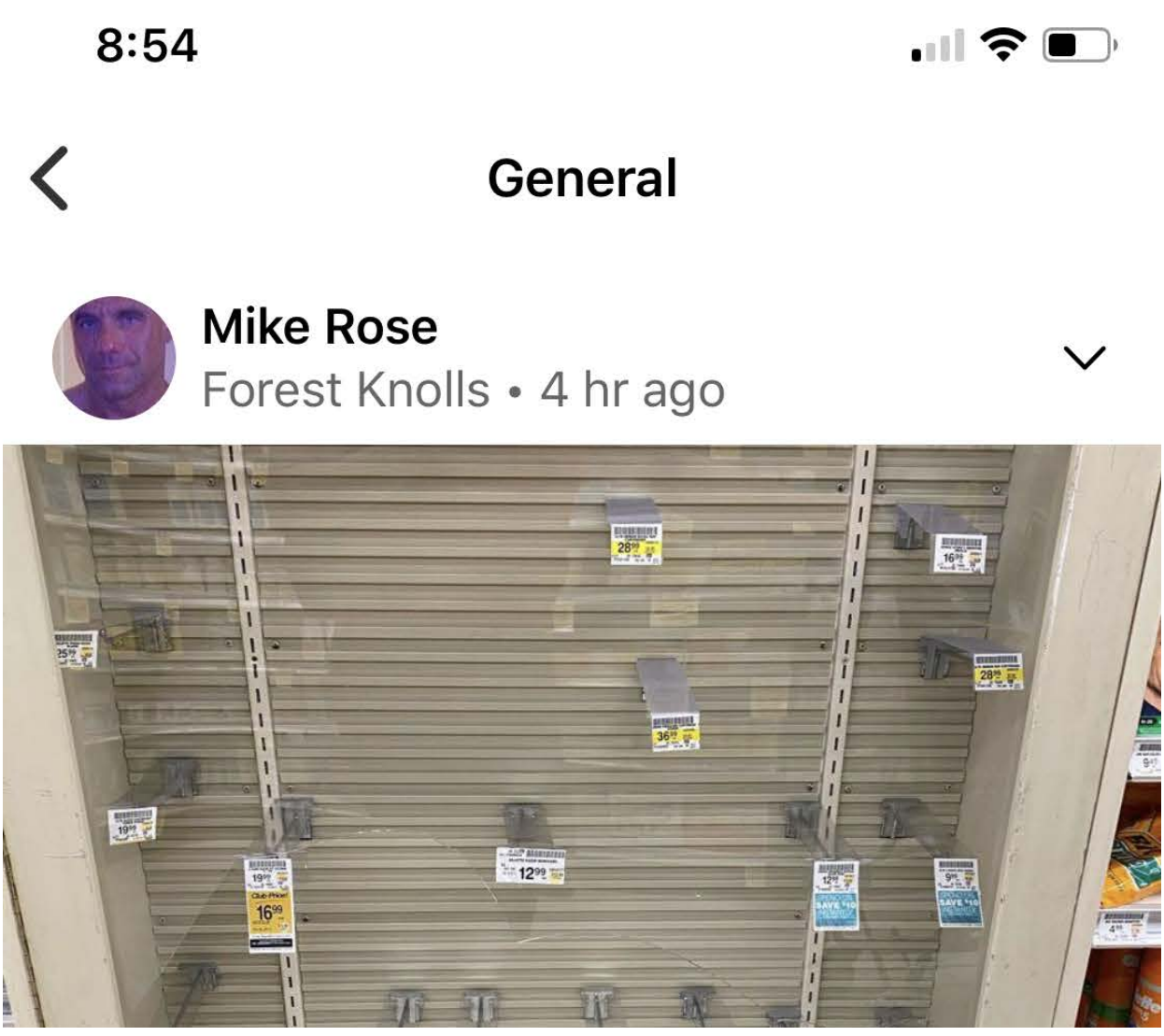



Brazen smash and grab at Safeway then employee assaulted !! Another example of a city and country seriously out of control . After a Saturday shift I stop at Safeway on market to do my weekly shopping soon as I enter I can tell something was going down . 2 young adults had small but sturdy sticks / clubs they went down the

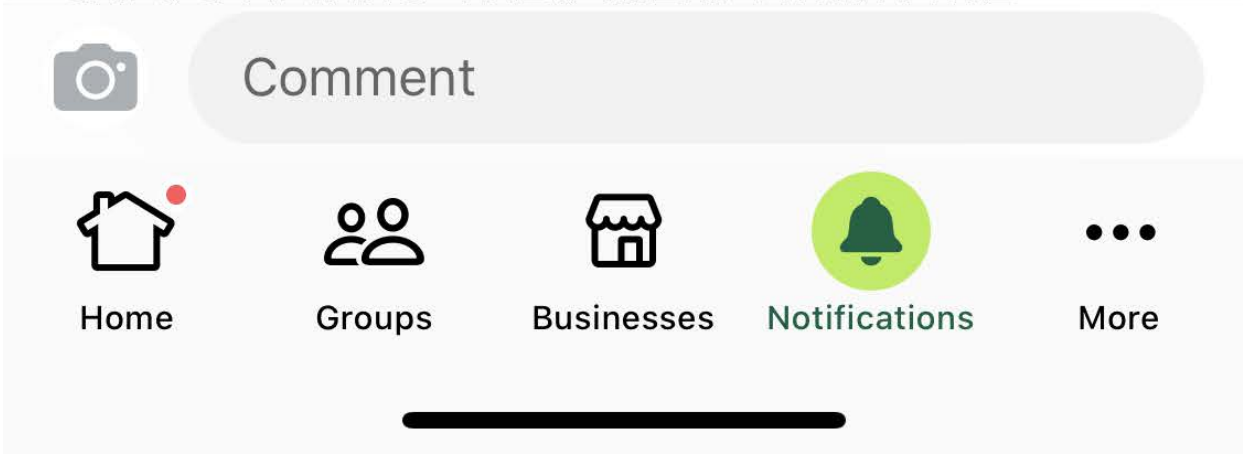

--
Tom Schmidt

From:	Board of Supervisors, (BOS)
To:	BOS-Supervisors
Subject:	FW: San Francisco decline
Date:	Monday, October 5, 2020 11:43:00 AM

From: Adrienne Dair <adriennedair@gmail.com>
Sent: Monday, September 28, 2020 6:38 PM
To: Board of Supervisors, (BOS) <board.of.supervisors@sfgov.org>
Subject: Re: San Francisco decline

Hi,

Thank you for the opportunity to discuss my concerns. Please share my concerns to all the Board members. On behalf of the San Francisco residents, I am very concerned about what is happening here. Improving this city will require a strong collaborative effort by all supervisors in districts across San Francisco.

I am a San Francisco native and have seen our city at its best and its worst. It is now in a state of no return, unless the mayor and the Board reset their priorities, set expectations, act, resolve problems and really care about the state of our city.

1. The Board of Supervisors need to identify and really address critical issues that their constituents are facing.

Many years ago, being a supervisor was a voluntary role, but the supervisors decided they wanted to get paid for their roles and they successfully put it on the ballot and voted this through. And this gives me reason to really ask what does the Board really do? Why aren't critical issues in our city addressed or resolved by the Board? There are so many critical problems that are ignored and replaced by insignificant issues that have no value to residents here.

Do you ever take the time to take a tour of your district, hold town halls, make calls to your constituents to really KNOW what issues need to be resolved, to SERVE them so that they are happy, safe and cared for in this city? I have not seen anyone even interested in actually going to their communities with the exception of supervisor Eric Mar.

There was an issue in my own district that took almost 2 years to resolve, because the supervisor just didn't care or act. Angry neighbors had to work hard to get her attention. Is our city government THAT dysfunctional? There are expectations for any job to carry out the responsibilities of your job and being a supervisor is no exception.

As an example, are you aware that burglaries in the this city has increased to 74%?! What is your response? I heard that police here are not going to respond for resident calls. Why is this? There are NO protections for residents here. At least 2 of my vehicles have been vandalized here; you can't even feel safe parking your car outside of your house.

What will you do to help your constituents? When and where is the law being practiced here to capture those who violate others? You need to act and respond by changing the police system, speaking up and stepping up. When I had a residential issue, I had to wait 2-6 hours for the police to arrive because they were “short handed.” Why is there a shortage of police? I am disgusted, disturbed and discouraged by this inaction - FIX the police system and CARRY OUT THE LAW FOR THE RESIDENTS.

This city is just not safe to do anything. Violaters get away with destroying anything they see due to lawlessness in this city; there is no rule of law here. Police don’t show up so criminals know they can get away with crimes over and over again.

2. Efforts towards cleanliness and lawlessness here are inconsistent, abysmal, shameful and futile. There is not enough RESPECT, CARE OR INTEREST in making San Francisco the first-class city it once was. CLEAN UP THIS CITY!!!

Residents like myself pay a ton of taxes to live here, but there are no incentives for residents to stay and live here. My taxes go to the homeless and meaningless priorities that discourage me from wanting to live here. Many people want to leave - this city is filthy dirty, there’s no parking, dated freeways with congestion, high taxes, businesses cannot survive here. Residents are just here to pay higher rates to utility companies and property taxes every year. Business rates increase so that businesses leave the city. For years, I have not shopped in San Francisco because it’s such a hassle to drive here, there’s no parking and your car gets broken into if you park on any street in this city. Instead, I go to Serramonte or Hillsdale which is a financial loss for our city. I guess nobody really cares about this financial loss or there would have been attempts to make our city an inviting, safe, convenient place to shop.

This is not normal and should not be accepted as normal for a cosmopolitan city, but it has become the normal for San Francisco which is extremely sad to witness and experience.

Residents are sick and tired of the same ineffective political leadership where the city government roles are viewed as stepping stones for higher office and nothing more.

3. San Francisco’s reputation is at stake - Does anyone CARE about the reputation of this city?

There is a HUGE disrespect for our city and I hold the city government accountable for this deterioriation. I am embarrassed and ashamed of telling people that I leave here. Family members visit and say “compared to before, the city is so dirty now.” I couldn’t agree more. They know and see the problems here and we are a laughing stock compared to other cities due to poor leadership, no concern or respect, inaction to make our city a place where people want to live and visit. Why aren’t people fined for leaving garbage on the streets or spitting on the street? Why should we allow people to dirty our city?!

3. The HOMELESS are the ones who get the benefits and freebies because my taxes are paying for this.

The homeless get to stay in hotels for free as well as shelters. Why is San Francisco obligated to take in homeless people from all the other cities? This needs to stop because that strategy is NOT WORKING.

Who on the Board will take this on? Who cares enough to resolve this issue? It's destroying our city? The sight of homeless encampments gettting off BART, driving by King St., inside BART stations, being accosted downtown by panhandlers at every turn is disgraceful! I have raised this issue to the mayor and there is no response. Instead, jailed individuals are given free phone calls. Put the homeless to work in programs like Habitat for Humanity or even a boot camp to enable them to function well and independently in this city!! Pay them to clean up the city; these are well-paid jobs and a critical need in this city. NO MORE free handouts; handouts do NOT work.

4. Over the years, I have observed a pattern where people have used this great city for their own stepping stone to higher office. People become supervisors, then run for office and leave. I have seen over 60+ years that issues like homelessness, a dirty city, lack of infrastructure, deteriorating schools have NOT been resolved. Instead, I pay more taxes, money is thrown at these issues but THE PROBLEMS ARE STILL NOT SOLVED.

What will YOU do to resolve these very real problems that residents face? Instead of being liberal, it's time to really step up and fix the common sense issues that impact your constituents. Turning a blind eye or ignoring these issues is NOT acceptable. My expectation and the expectation of residents here is that you are empowered to resolve these issues; this is your responsibility and calling. I only ask that if this isn't your calling, step down and allow someone else to fulfill that calling, and please do not take advantage of this city or your role as supervisor. We need people who are ready to step up and actually have accomplishments in this role.

If you disagree with what I have shared, provide me examples of how you have resolved any of these issues. I'm happy to hear about them and thank you for your service. I also welcome a dialog as to next steps or any plans of action that you are ready or willing to take on to make San Francisco a first-class city once again.

Thank you,
Adrienne

On Mon, Sep 28, 2020 at 4:58 PM Board of Supervisors, (BOS) <board.of.supervisors@sfgov.org> wrote:

Hello,

Thank you for your email. To voice your concerns you can:

- reply to this email with your concerns and it will be distributed to each member of the Board of Supervisors
- access our website

  here for contact information for each Supervisor

Regards,

Jackie Hickey

Board of Supervisors

1 Dr. Carlton B. Goodlett Place, City Hall, Room 244

San Francisco, CA 94102-4689

Phone: (415) 554-5184 | Direct: (415) 554-7701

jacqueline.hickey@sfgov.org|

www.sfbos.org

From: Adrienne Dair <adriennedair@gmail.com>

Sent: Monday, September 28, 2020 1:37 PM

To: Board of Supervisors, (BOS) <board.of.supervisors@sfgov.org>

Subject: San Francisco decline

This message is from outside the City email system. Do not open links or attachments from untrusted sources.

Hello,

I am a San Francisco native and VERY disturbed and disappointed in what has happened to my once beautiful, majestic city. I need to relay some serious concerns to you.

Who, among the Board, care enough to know and can lend an ear to my concerns?

Kindly let me know.

Thank you,

Adrienne

415-308-3328

--

> Thank you,
>
> Adrienne

--
Thank you,
Adrienne

From: Board of Supervisors, (BOS)
To: BOS-Supervisors
Subject: FW: Haight
Date: Tuesday, October 6, 2020 3:04:00 PM

-----Original Message-----
From: Peggy Bishop <jimpeg5@verizon.net>
Sent: Tuesday, October 6, 2020 2:53 PM
To: Board of Supervisors, (BOS) <board.of.supervisors@sfgov.org>
Subject: Haight

This message is from outside the City email system. Do not open links or attachments from untrusted sources.

Dear Mr. Preston,

When are you going to do something about the homeless, unhoused, and drug-addicted population in the Haight area? Will you wait until someone gets killed, then come to the rescue? Many people? Makes for good press. If you truly are a “defender of small businesses” and a “neighborhood advocate,” you’ll do something other than turn a blind eye to what is happening in that neighborhood. San Francisco is in crisis. You and your colleagues: Do something.

Peggy Hutchison

Sent from my iPad

From:	Board of Supervisors, (BOS)
To:	BOS-Supervisors
Subject:	FW: Please get rid of the SFPD mobile unit in the TL
Date:	Friday, October 9, 2020 9:14:00 AM

From: Monique Flambures <moniqueflambures@gmail.com>
Sent: Thursday, October 8, 2020 9:09 PM
To: Haneystaff (BOS) <haneystaff@sfgov.org>; RonenStaff (BOS) <ronenstaff@sfgov.org>; Board of Supervisors, (BOS) <board.of.supervisors@sfgov.org>
Subject: Please get rid of the SFPD mobile unit in the TL

This message is from outside the City email system. Do not open links or attachments from untrusted sources.

Hello Supervisors, Did you see this?
https://hoodline.com/2020/10/sfpd-deploys-mobile-unit-to-disrupt-drug-dealing-in-the-tenderloin#.X3-qcGNbh1E.twitter
What BS, of all the resources the city could provide to the TL they choose violence.
I remember when the SFPD Mobile Unit was in UN Plaza last year- a group of my Quaker friends and I used to hold a silent worship/ protest in front of it a couple times a month.
It makes me really sad to see it back
Please do something to make them shut this horrible monster mobile unit down. They need to stop terrorizing poor people
Thank you, Monique

From:	Board of Supervisors, (BOS)
To:	BOS-Supervisors
Subject:	FW: Hey there guys
Date:	Friday, October 9, 2020 9:48:00 AM

From: Floyd P. Tangeman <jalamales@gmail.com>
Sent: Thursday, October 8, 2020 3:07 PM
To: Yee, Norman (BOS) <norman.yee@sfgov.org>; Fewer, Sandra (BOS) <sandra.fewer@sfgov.org>; Mandelman, Rafael (BOS) <rafael.mandelman@sfgov.org>
Cc: Board of Supervisors, (BOS) <board.of.supervisors@sfgov.org>
Subject: Hey there guys

This message is from outside the City email system. Do not open links or attachments from untrusted sources.

Supervisors Yee, Fewer, and Mandelman, The League of Pissed Off Voters has endorsed each of you multiple times, and we're proud of how our members helped get you into office. We consider you allies in our effort to build a progressive governing majority. In these unprecedented times, there is nothing more progressive you can do than vote for the emergency ordinance to secure hotel rooms for San Francisco's most vulnerable. #HotelsNotHospitalBeds We know you will soon be grappling with how to balance a brutal budget deficit, and we understand

From: Board of Supervisors, (BOS)
To: BOS-Supervisors
Subject: FW: DYSTOPIA
Date: Tuesday, October 13, 2020 2:35:00 PM

-----Original Message-----
From: Gregory Serkasevich <ghsmc@icloud.com>
Sent: Thursday, October 8, 2020 1:55 PM
To: Board of Supervisors, (BOS) <board.of.supervisors@sfgov.org>
Subject: DYSTOPIA

This message is from outside the City email system. Do not open links or attachments from untrusted sources.

Why are there so many homeless, disenfranchised and marginalized people in YOUR city which claims such high equality and fairness over the rest of the nation? Furthermore, why does the aforementioned condition exist when California spends more tax dollars on this situation than any other state?

Greg Serkasevich 951 219-8384

From:	Board of Supervisors, (BOS)
To:	BOS-Supervisors
Subject:	FW: Homeless Camps Shrader & Waller
Date:	Tuesday, October 13, 2020 4:15:00 PM

From: Evelyn Pope Blank <blank.eve@gmail.com>
Sent: Tuesday, October 13, 2020 4:03 PM
To: PrestonStaff (BOS) <prestonstaff@sfgov.org>; Preston, Dean (BOS) <dean.preston@sfgov.org>
Cc: Board of Supervisors, (BOS) <board.of.supervisors@sfgov.org>; Breed, Mayor London (MYR) <mayorlondonbreed@sfgov.org>
Subject: Homeless Camps Shrader & Waller

This message is from outside the City email system. Do not open links or attachments from untrusted sources.

Mr Preston,

Your allowance and even support of the homeless camps in our district is outrageous. There is open drug use, overflowing garbage, urination and loud music polluting our streets. None of the homeless people are wearing masks. This has been going on for 7 months without any improvement. I am writing to ask you (beg you) to manage the homeless crisis that is overtaking our district, immediately.

You have allowed a huge camp on the south side of Waller street, between Stanyan and Shrader, which grew to 3 more camps on the north side. As of 2 weeks ago we have 3 new residents around the corner on Shrader street. There is nothing to deter them or others from setting up camp here. An entire McDonald's area has been made available to be used as a homeless camp to mitigate risk during COVID. That is not at all ideal but it's understandable, why are you not working with these homeless drug users to move them either off our streets entirely or into the McDonalds space with the others?

We have children and elders on this street who are exposed to this pollution and it is an absolute health risk. There is no way for any of us to get to the park or Haight Street without passing these unmasked people. Or kids cannot ride their bikes down the sidewalk with the homeless population staggering and loitering in their path.

What is the reason for this mismanagement of our neighborhood and our property? As our supervisor, what power do you have to protect us and our homes from this?

I look forward to your response and action plan.

Best,
Eve Blank
415-310-7496

734 Shrader St

From:	Board of Supervisors, (BOS)
To:	BOS-Supervisors
Subject:	FW: District 6- 199 New Montgomery Owners Association
Date:	Monday, October 5, 2020 11:26:00 AM
Importance:	High

From: 199manager@titanmg.com <199manager@titanmg.com>
Sent: Friday, October 2, 2020 4:14 PM
To: info@ybcbd.org; cmaupin@ybcbd.org; rciccarone@ybcbd.org; ccavallas@ybcbd.org
Cc: Board of Supervisors, (BOS) <board.of.supervisors@sfgov.org>; Breed, Mayor London (MYR) <mayorlondonbreed@sfgov.org>; Haney, Matt (BOS) <matt.haney@sfgov.org>; SFPD Southern Station, (POL) <SFPDSouthernStation@sfgov.org>
Subject: District 6- 199 New Montgomery Owners Association
Importance: High

This message is from outside the City email system. Do not open links or attachments from untrusted sources.

Hello YBCBD Team:

Hope you and your loved ones are staying safe and healthy.

I understand that homelessness is an ongoing issue throughout the city. However, recently, we have seen an alarming increase in homelessness right near our building, and on Minna. The address for the building is 199 New Montgomery Street.

The residents do not feel safe walking to and from our building because of all the homeless people, some who are doing drugs openly and some who are even aggressively accosting residents as they are walking into our building. One resident with a baby in a stroller reported a homeless man with his pants down right outside of our building. When the security guard went to ask him to move away from the building, he chased her into the building lobby, brandishing a belt in hand. He refused to leave the lobby. The police were called and they advised they would not arrest this person because he was deemed mentally ill. While I have empathy for those with mental illness, and can understand why this person was not arrested, I am very concerned about the overall safety of the residents, and they are too. The security concerns were brought up during our last Board of Directors meeting, and owners have shared that they do not feel safe, many of whom have small children.

We see that the homeless issue in the east cut is not as prevalent.

These are the questions we, as a community have for you:

1. What is currently being done to address the homelessness/ drugs/ aggressive behavior issues of homeless people?
2. What are you planning to do to improve this problem in order for the community members to feel safe walking to and from the building.

3. What is the east cut doing to resolve this issue in their area? Seems that whatever they are doing, is working.

I appreciate your time and feedback.

Sincerely,

Kimberly Londt, CCAM-HR

199 New Montgomery Owners Association

Front Desk: 415.777.5006
Front Desk Cell: 415.850.9788
Afterhours Maintenance Emergency Line 415-720-6800
O: 415.777.5200 Ext. 106
F: 415.777.5220
Email: 199Manager@titanmg.com

This email communication may contain CONFIDENTIAL INFORMATION WHICH ALSO MAY BE LEGALLY PRIVILEGED and is intended only for the use of the intended recipients identified above. If you are not the intended recipient of this communication, you are hereby notified that any unauthorized review, use, dissemination, distribution, downloading, or copying of this communication is strictly prohibited. If you are not the intended recipient and have received this communication in error, please immediately notify us by reply email, delete the communication and destroy all copies.

From:	Board of Supervisors, (BOS)
To:	BOS-Supervisors
Subject:	FW: LOTTERY admission at Lowell is a AWFUL idea
Date:	Tuesday, October 13, 2020 12:08:00 PM

From: Temporary <paulk_temp@yahoo.com>
Sent: Tuesday, October 13, 2020 11:17 AM
To: Board of Supervisors, (BOS) <board.of.supervisors@sfgov.org>
Subject: LOTTERY admission at Lowell is a AWFUL idea

This message is from outside the City email system. Do not open links or attachments from untrusted sources.

Hi,

Lowell hi-school is an elite school - both my sons went through it - it is tough but prepared them well for college.
Again - it was tough.

By allowing lottery admission, you will DESTROY Lowell because you will get a lot of kids who can not keep up with the fast kids - then the pace of learning will slow down - and it is over.

It is like allowing non-athlete to play in NBA and FORCING NBA players to slow down to let this sub-par guy to "compete".

I request that this nonsense of LOTTERY admission be dismissed .
Lowell is the last good school in SF - do not destroy it .

Thank you

Paul

From:	Board of Supervisors, (BOS)
To:	BOS-Supervisors
Subject:	FW: Marina Times articles - Notice the evaluations of the Supervisor performance from a citizen not politician point of view
Date:	Friday, October 9, 2020 9:47:00 AM

From: Michael Papesh <michaelpapesh@aol.com>
Sent: Thursday, October 8, 2020 1:36 PM
To: Board of Supervisors, (BOS) <board.of.supervisors@sfgov.org>
Subject: Marina Times articles - Notice the evaluations of the Supervisor performance from a citizen not politician point of view

This message is from outside the City email system. Do not open links or attachments from untrusted sources.

https://www.marinatimes.com/2020/10/san-francisco-needs-big-change/

Please read the analysis of the supervisors in the article above

https://www.marinatimes.com/2020/10/end-the-crime-spree/

Notice that Supervisor Stefani does not vote with the other supervisors and supports issues important to her voters!!!!!

Please read the article above.

I hope that each supervisor takes the time to read these articles from a local San Francisco newspaper

From:	Board of Supervisors, (BOS)
To:	BOS-Supervisors
Subject:	FW: requesting your help
Date:	Monday, October 5, 2020 9:48:00 AM

From: Lonna Richmond <lonnajean@gmail.com>
Sent: Saturday, October 3, 2020 4:18 PM
To: Board of Supervisors, (BOS) <board.of.supervisors@sfgov.org>
Subject: requesting your help

This message is from outside the City email system. Do not open links or attachments from untrusted sources.

Dear Board Members:

In 1916 a former college roommate of then-Secretary of the Interior Franklin Lane wrote a letter to the Secretary: "In his letter, Mather complained that he had just been on a visit to Yosemite and Sequoia and was upset by what he saw: cattle grazing, development, and trails in terrible condition. Lane told Mather that if he was unhappy he should come to Washington and fix the problem himself. Mather agreed." At that time, the government lacked the mandate and power to enforce protection in national parks. Mather lobbied, Sec. Lane supported him, legislation was passed and Woodrow Wilson signed it into law August 25, 1916.

That was a long time ago and many changes have occurred: some good and some bad. Today we find Pt. Reyes is the only National Park in America with large-scale (over 1,000 cows!), heavily polluting, privately owned, for-profit, and modern - certainly not “historic” - dairy operations.

For a little background, the ranches and dairies were bought out by the National Park Service in 1962, the year that Pt. Reyes became a National Seashore, signed by JFK. These landowners
became lease holders and were given 25 year leases in order to help them transition to other land outside the park. For some reason, these leases have continued and now, 50 years later, these
"squatters" have not moved on, and now they seem to be calling the shots rather than the Park Service. These are our public lands and the ranches/dairies take up about 1/3 of the entire park.
Not only are they still there, but they have been very poor stewards of this magnificent piece of real estate - a gem in the crown of parks around the country. The cattle are degrading the
land, causing erosion, air pollution and water pollution. Right in the middle of this proverbial tug-of-war exists the endemic tule elk, a species once driven to the brink of extinction as a result of human expansion and hunting. Reintroduced to the park in 1972, Point Reyes is now the only national park where they can be found.

Not only does the Park Service support the ranch/dairy private business, but they propose (under their new management plan) to kill off the tule elk because the elk compete with the cows for the

grazed land. There are ten times the amount of cows than tule elk, yet the tule elk suffer. Of the three herds, one herd has been fenced in to prevent them from interactions with cattle. The tule
elk are a migratory, endemic animal to Pt. Reyes, yet now they are fenced in and with drought conditions (similar to 2015 when half the herd died of thirst and/or malnutrition) 15 have already died.
The Park will not take down the fence, nor do they appear to care if these animals die of thirst. They claim there is enough water, yet several concerned photographers have found most of
the ponds dried up and only small seeps in the ground where you'd have to suck the water out of the mud. One female elk was found dead in a dangerous seep area, where she was forced to
traverse some treacherous cliffs to get to a little wet mud.

Please, please, I beg you, help stop the Park Service from signing this new plan on Oct. 18. We request that a supplemental EIS be conducted by an independent group regarding drought and wildfires
and water quality testing done (one of the beaches in the park was recently noted to be one of the 10 highest in e. coli). This is our National Park and a magnificent place it is with majestic
tule elk that many people around the world come to see. The Park Service is failing to protect and conserve so, for us now and future generations, please step in and stop this travesty from happening.

Sincerely,

Lonna Richmond
Muir Beach, CA 94965

From:	Board of Supervisors, (BOS)
To:	BOS-Supervisors
Subject:	FW: Your Comments about Climate Change, Wildfire, Trees and Open Space
Date:	Friday, October 2, 2020 1:03:00 PM

From: Denise Louie <denise_louie_sf@yahoo.com>
Sent: Friday, October 2, 2020 11:05 AM
To: Breed, Mayor London (MYR) <mayorlondonbreed@sfgov.org>; Yee, Norman (BOS) <norman.yee@sfgov.org>; Board of Supervisors, (BOS) <board.of.supervisors@sfgov.org>; Environment, ENV (ENV) <environment@sfgov.org>; Raphael, Deborah (ENV) <deborah.raphael@sfgov.org>; Brastow, Peter (ENV) <peter.brastow@sfgov.org>
Subject: Re: Your Comments about Climate Change, Wildfire, Trees and Open Space

This message is from outside the City email system. Do not open links or attachments from untrusted sources.

Hi,
Please forward my email to all members of the SF Board of Supervisors and Commission on the Environment.

Thanks,
Denise

****

Dear Mayor Breed, President Yee, Supervisors, President Stephenson, Commissioners, Director Raphael and Peter Brastow,
Thanks to Peter Brastow, I now see the City's Hazards and Climate Resilience Plan. I urge you to reconsider the adequacy of the Plan as it relates to climate change impacts on the City's unmanaged trees.

First and foremost, consider that CalFire hazard ratings are based on past fire events. However, risk is generally based on probability as well as *impact*. While the probability may be low or moderate based on past events, the impact of a future wildfire could be high. "Consequences" in Appendix A, p. 369 fails to acknowledge risks to housing and lives, limiting impact to damage to natural areas. This follows the incorrect premise on p. 366 that only open space is vulnerable to direct fire, regardless of wind and flying embers. It even flies in the face of the full report, which states, "Even small fires can cause significant property damage and casualties" (p. 152). Moreover, probablity is increased due to the new normal of lightning strike events. And consider the vegetative litter that has accumulated for nearly 150 years, as well as fire ladders of peeling eucalyptus bark.

Secondly, the Plan fails to address the declining health of tree stands. Increased temperatures and mega droughts are in our future. Falling trees and limbs threaten

lives and property. Major parks are headed in the direction of Mt. Sutro, which is full of bark beetles and 9 disease pathogens.

Thirdly, the Plan inexplicably avoids mentioning CalFire vegetation management guidelines. Even if the City would be unable to meet the guidelines in the near term, the City should begin by acknowledging the guidelines and plan for risk mitigation.

For these reasons, I urge you to reconsider the Plan and insist that entire trees stands be assessed and thinned of unhealthy/dead/dying trees. Our unmanaged tree stands are already tinder boxes. Current policies and practices do not meet climate change challenges.

Thank you,
Denise Louie
D7 resident

PS: Outreach about the Plan was embedded in community events that I had not been aware of. I had expressed my concerns to City officials and the Urban Forest Council, starting in 2014. I hope you'll consider my input now. Besides, urban fires are a most concerning hazard identified by "survey and worshop participants".

On Thursday, September 24, 2020, 09:42:24 AM PDT, Brastow, Peter (ENV) <peter.brastow@sfgov.org> wrote:

HI Denise,

Thank you for your comments regarding trees, our open spaces, wildfire, and climate change.

You have raised many important issues and ideas, and SF Environment appreciates the seriousness of the effects of climate change on vegetation in our open spaces.

In your email letter you mentioned the Climate Action Plan several times. We would like to provide some clarification in relation to your comments. San Francisco's Climate Action Plan (CAP) sets forth strategies across key sectors that aim to reduce greenhouse gas (GHG) emissions to zero over the next 30 years, prepare communities for the impacts of climate change, and redress historic racial, social, and economic injustices. The CAP has several chapters that address reduction of greenhouse gas emissions by the city. The Healthy Ecosystems chapter is focused on the mitigation of greenhouse gas levels through carbon sequestration. The Healthy Ecosystems chapter has the concomitant goal of the conservation of local biodiversity. The various actions in the Healthy Ecosystems chapter integrate these two goals of biodiversity conservation and carbon sequestration.

You mentioned that the CAP only talks about street trees. The strategy - *maximizing trees and other urban greening throughout the public realm* - is devoted to street trees and the rest of the public realm (primarily under the jurisdiction of Public Works). Meanwhile, the CAP also has a strategy - *optimize management of the city's entire urban forest system* – that addresses all of the city's trees, including an action regarding “species selection and management

procedures that integrate community resilience, carbon sequestration, ecosystem services and restoring biodiversity."

SF Environment plans to initiate the public engagement process for our Climate Action Plan in November. We will add your name to our list of stakeholders, and we look forward to having continued dialog about these issues.

While the CAP is primarily a climate mitigation and emissions reductions plan, the City's *Hazards and Climate Resilience Plan* (HCR), published and approved by the Board of Supervisors earlier this year, is devoted to adaptation to climate change. The HCR is San Francisco's blueprint to understand and address the impacts on our assets and our people of both sudden and slower moving disasters. Follow the link to review and understand the purpose, scope and specific strategies of the 2020 Hazards and Climate Resilience Plan . You will find a whole section on wildfire on page 151 of that plan. Chapter 7 of the HCR talks about the various strategies and includes several that address the issues – trees, biodiversity, and wildfire – that you mentioned in your email. In the Resilient Infrastructure section of the Strategies Table of Contents, which starts on page 231, you can find the following strategies that are relevant to your comments in your email letter:

- IN-2.06 Expand the StreetTreeSF Climate Resilient Tree Planting Initiative (Public Works)
- IN-2.10 Explore increasing tree canopy and shade structures in parks (RPD)
- IN-2.11 Assess current plant palettes and tree canopy needs to increase consideration of future climate conditions in the selection options (RPD)
- IN-2.16 Strengthen citywide efforts to conserve, restore, and steward biodiversity (SFE)
- IN-3.04 Improve Fire Prevention in Recreation Areas (RPD) (see more detail on page 257)

You can reference the HCR Strategy Dashboard to explore more of the strategies. And you can explore more about Parks and Open Space in the very last pages of Appendix A. Finally, for more information you can contact the Office of Resilience and Capital Planning.

Ultimately, as you know, decisions about tree management and wildfire prevention and mitigation rest with the landowning agencies, e.g. Recreation and Park, Public Works and the SF Public Utilities Commission, so please reach out to those departments as appropriate to offer specific feedback about particular management situations or scenarios.

We look forward to working with you more when we initiate our public engagement process for the Climate Action Plan.

Best,
Peter

Peter Brastow
Senior Environmental Specialist
Biodiversity and Healthy Ecosystems

SF Department of Environment
1455 Market Street, Suite 1200
San Francisco CA 94103
peter.brastow@sfgov.org (415) 355-3733
sfenvironment.org/biodiversity
sfenvironment.org/pollinators
sfplantfinder.org GROW the Wild
FIND the Wild TEND the Wild

Why should we plant native plants?

"So simple, just move your legs. You were born to run." Dr. Dennis Bramble

From:	Board of Supervisors, (BOS)
To:	BOS-Supervisors
Subject:	FW: Misleading RPD claim in Hazards and Climate Resilience Plan
Date:	Monday, October 5, 2020 9:31:00 AM

From: Denise Louie <denise_louie_sf@yahoo.com>
Sent: Friday, October 2, 2020 2:48 PM
To: Commission, Recpark (REC) <recpark.commission@sfgov.org>
Cc: Breed, Mayor London (MYR) <mayorlondonbreed@sfgov.org>; Board of Supervisors, (BOS) <board.of.supervisors@sfgov.org>; Environment, ENV (ENV) <environment@sfgov.org>; Raphael, Deborah (ENV) <deborah.raphael@sfgov.org>; Brastow, Peter (ENV) <peter.brastow@sfgov.org>
Subject: Misleading RPD claim in Hazards and Climate Resilience Plan

This message is from outside the City email system. Do not open links or attachments from untrusted sources.

Dear President Mark Buell, Allan Low, Kat Anderson, Larry Mazzola, Eric McDonnell, and General Manager Phil Ginsburg,
I call your attention to the City's Hazards and Climate Resilience Plan* and the comment on p. 251 that "RPD already maintains properties in line with State law and the California Department of Forestry and Fire best practices."** I urge you to revisit and, as necessary, restate this claim to align with CalFire guidelines for defensible space.*** While defensible space refers to 100" surrounding structures, the principles remain. "The spacing between grass, shrubs, and trees is crucial to reduce the spread of wildfires," up to 40' from branch tip to branch tip. And "Fire-resistant landscaping...uses fire-resistant plants," not eucalyptus.

RPD's 2020 tree assessment of Glen Canyon Park was for perimeter trees only. The vast majority of trees were not assessed. Of the trees assessed as unhealthy, RPD chooses to remove relatively few only because they may cause injury/death/damage by dropping limbs or toppling. Trees in Glen Canyon Park are tall, dense, drought stressed, unirrigated, mostly blue gum eucalyptus, aging and close enough to throw embers at million dollar homes. The next tree assessment may not occur for decades.

I urge you to begin removing trees for the purpose of thinning, starting with additional unhealthy trees. The goals would be to reduce risks to human lives and homes while improving the health and diversity of tree stands, especially in Glen Canyon and Mt. Davidson Parks; "Exposure [to fire in] SFRPD open space...concentrates in the Glen Canyon and Mt. Davidson Parks."****

Looking forward to your response,
Denise Louie
RPD Volunteer

* https://onesanfrancisco.org/sites/default/files/inline-files/HRC_FullReport_200326_0.pdf

** P. 251 excerpt:
Vulnerability: 'Wildland open space, particularly Glen Canyon, Presidio, and other grassland open space, are vulnerable to direct fire."
Strategy: "Creating defensible space around structures is a strong, proactive management tool to use in fire prevention. This strategy would focus on reducing fire fuel on RPD property that is within 30 feet of structures. Continuing this strategy and enforcing this policy creates defensible spaces around built structures. RPD already maintains properties in line with State law and the California Department of Forestry and Fire best practices."

*** https://www.readyforwildfire.org/prepare-for-wildfire/get-ready/defensible-space/

**** P. 362, https://onesanfrancisco.org/sites/default/files/inline-files/HCR_Appendix-A_Final1.pdf

From:	Alexistori Gonzalez
To:	Preston, Dean (BOS); Fewer, Sandra (BOS); Haney, Matt (BOS); Mandelman, Rafael (BOS); Mar, Gordon (BOS); Peskin, Aaron (BOS); Ronen, Hillary; Safai, Ahsha (BOS); Stefani, Catherine (BOS); Walton, Shamann (BOS); Yee, Norman (BOS); Board of Supervisors, (BOS)
Subject:	Stop SFPD"s illegal use of private cameras to spy on Black-led protests against police violence.
Date:	Tuesday, October 6, 2020 9:18:45 AM

This message is from outside the City email system. Do not open links or attachments from untrusted sources.

Dear members of the Board of Supervisors,

As a San Francisco resident, I am writing to urge you to prohibit the San Francisco Police Department (SFPD) and other city agencies from making real-time use of private networks of surveillance cameras, and from obtaining data dumps of footage from these systems.

With overwhelming Board support, the Stop Secret Surveillance ordinance was adopted to empower the people of San Francisco to participate in meaningful decisions about government surveillance technology and to prohibit city use of face recognition technology. The Electronic Frontier Foundation recently revealed that, without notifying the public or the Board of Supervisors, the SFPD established real-time access to the Union Square Business Improvement Districts' surveillance camera system. The SFPD did so in order to spy on protests calling for an end to police violence against Black people. Situations like this are precisely what the ordinance was passed to prevent.

As you know, the Stop Secret Surveillance ordinance is the result of robust and open debate among the city's residents, civil society organizations, and government stakeholders. In providing an opportunity for robust and informed community engagement before adopting technologies with the power to chill free speech and disproportionately burden marginalized members of our community, the Stop Secret Surveillance Ordinance puts into action the values that make our city a shining light in a troubled nation.

Public safety requires trust between the public and the agencies sworn to keep them safe. With this in mind, I ask that you rebuke unlawful spying on activity protected by the First Amendment and the California Constitution, and take immediate action to prevent further harm by banning real-time SFPD use of private surveillance camera systems and data dumps of footage from those systems.

Respectfully,

Sent from my iPhone

From:	Qua Couron
To:	Preston, Dean (BOS); Fewer, Sandra (BOS); Haney, Matt (BOS); Mandelman, Rafael (BOS); Mar, Gordon (BOS); Peskin, Aaron (BOS); Ronen, Hillary; Safai, Ahsha (BOS); Stefani, Catherine (BOS); Walton, Shamann (BOS); Yee, Norman (BOS); Board of Supervisors, (BOS)
Subject:	Stop SFPD"s illegal use of private cameras to spy on Black-led protests against police violence.
Date:	Thursday, October 8, 2020 1:16:36 PM

This message is from outside the City email system. Do not open links or attachments from untrusted sources.

Dear members of the Board of Supervisors,

As a San Francisco resident, I am writing to urge you to prohibit the San Francisco Police Department (SFPD) and other city agencies from making real-time use of private networks of surveillance cameras, and from obtaining data dumps of footage from these systems.

With overwhelming Board support, the Stop Secret Surveillance ordinance was adopted to empower the people of San Francisco to participate in meaningful decisions about government surveillance technology and to prohibit city use of face recognition technology. The Electronic Frontier Foundation recently revealed that, without notifying the public or the Board of Supervisors, the SFPD established real-time access to the Union Square Business Improvement Districts' surveillance camera system. The SFPD did so in order to spy on protests calling for an end to police violence against Black people. Situations like this are precisely what the ordinance was passed to prevent.

As you know, the Stop Secret Surveillance ordinance is the result of robust and open debate among the city's residents, civil society organizations, and government stakeholders. In providing an opportunity for robust and informed community engagement before adopting technologies with the power to chill free speech and disproportionately burden marginalized members of our community, the Stop Secret Surveillance Ordinance puts into action the values that make our city a shining light in a troubled nation.

Public safety requires trust between the public and the agencies sworn to keep them safe. With this in mind, I ask that you rebuke unlawful spying on activity protected by the First Amendment and the California Constitution, and take immediate action to prevent further harm by banning real-time SFPD use of private surveillance camera systems and data dumps of footage from those systems.

Respectfully,
Qua Couron

From:	mike
To:	Preston, Dean (BOS); Fewer, Sandra (BOS); Haney, Matt (BOS); Mandelman, Rafael (BOS); Mar, Gordon (BOS); Peskin, Aaron (BOS); Ronen, Hillary; Safai, Ahsha (BOS); Stefani, Catherine (BOS); Walton, Shamann (BOS); Yee, Norman (BOS); Board of Supervisors, (BOS)
Subject:	Stop SFPD"s illegal use of private cameras to spy on Black-led protests against police violence.
Date:	Tuesday, October 13, 2020 7:25:51 AM

This message is from outside the City email system. Do not open links or attachments from untrusted sources.

Dear members of the Board of Supervisors,

As a San Francisco resident, I am writing to urge you to prohibit the San Francisco Police Department (SFPD) and other city agencies from making real-time use of private networks of surveillance cameras, and from obtaining data dumps of footage from these systems.

With overwhelming Board support, the Stop Secret Surveillance ordinance was adopted to empower the people of San Francisco to participate in meaningful decisions about government surveillance technology and to prohibit city use of face recognition technology. The Electronic Frontier Foundation recently revealed that, without notifying the public or the Board of Supervisors, the SFPD established real-time access to the Union Square Business Improvement Districts' surveillance camera system. The SFPD did so in order to spy on protests calling for an end to police violence against Black people. Situations like this are precisely what the ordinance was passed to prevent.

As you know, the Stop Secret Surveillance ordinance is the result of robust and open debate among the city's residents, civil society organizations, and government stakeholders. In providing an opportunity for robust and informed community engagement before adopting technologies with the power to chill free speech and disproportionately burden marginalized members of our community, the Stop Secret Surveillance Ordinance puts into action the values that make our city a shining light in a troubled nation.

Public safety requires trust between the public and the agencies sworn to keep them safe. With this in mind, I ask that you rebuke unlawful spying on activity protected by the First Amendment and the California Constitution, and take immediate action to prevent further harm by banning real-time SFPD use of private surveillance camera systems and data dumps of footage from those systems.

Respectfully,


Virus-free. www.avg.com

From:	Chris Bacon
To:	Preston, Dean (BOS); Fewer, Sandra (BOS); Haney, Matt (BOS); Mandelman, Rafael (BOS); Mar, Gordon (BOS); Peskin, Aaron (BOS); Ronen, Hillary; Safai, Ahsha (BOS); Stefani, Catherine (BOS); Walton, Shamann (BOS); Yee, Norman (BOS); Board of Supervisors, (BOS)
Subject:	Stop SFPD"s illegal use of private cameras to spy on Black-led protests against police violence.
Date:	Tuesday, October 13, 2020 7:28:19 AM

This message is from outside the City email system. Do not open links or attachments from untrusted sources.

Dear members of the Board of Supervisors,

As a San Francisco resident, I am writing to urge you to prohibit the San Francisco Police Department (SFPD) and other city agencies from making real-time use of private networks of surveillance cameras, and from obtaining data dumps of footage from these systems.

With overwhelming Board support, the Stop Secret Surveillance ordinance was adopted to empower the people of San Francisco to participate in meaningful decisions about government surveillance technology and to prohibit city use of face recognition technology. The Electronic Frontier Foundation recently revealed that, without notifying the public or the Board of Supervisors, the SFPD established real-time access to the Union Square Business Improvement Districts' surveillance camera system. The SFPD did so in order to spy on protests calling for an end to police violence against Black people. Situations like this are precisely what the ordinance was passed to prevent.

As you know, the Stop Secret Surveillance ordinance is the result of robust and open debate among the city's residents, civil society organizations, and government stakeholders. In providing an opportunity for robust and informed community engagement before adopting technologies with the power to chill free speech and disproportionately burden marginalized members of our community, the Stop Secret Surveillance Ordinance puts into action the values that make our city a shining light in a troubled nation.

Public safety requires trust between the public and the agencies sworn to keep them safe. With this in mind, I ask that you rebuke unlawful spying on activity protected by the First Amendment and the California Constitution, and take immediate action to prevent further harm by banning real-time SFPD use of private surveillance camera systems and data dumps of footage from those systems.

Respectfully,
Chris Bacon

From:	Callie Bouchard
To:	Preston, Dean (BOS); Fewer, Sandra (BOS); Haney, Matt (BOS); Mandelman, Rafael (BOS); Mar, Gordon (BOS); Peskin, Aaron (BOS); Ronen, Hillary; Safai, Ahsha (BOS); Stefani, Catherine (BOS); Walton, Shamann (BOS); Yee, Norman (BOS); Board of Supervisors, (BOS)
Subject:	Stop SFPD"s illegal use of private cameras to spy on Black-led protests against police violence.
Date:	Tuesday, October 13, 2020 7:30:50 AM

This message is from outside the City email system. Do not open links or attachments from untrusted sources.

Dear members of the Board of Supervisors,

As a San Francisco resident, I am writing to urge you to prohibit the San Francisco Police Department (SFPD) and other city agencies from making real-time use of private networks of surveillance cameras, and from obtaining data dumps of footage from these systems.

With overwhelming Board support, the Stop Secret Surveillance ordinance was adopted to empower the people of San Francisco to participate in meaningful decisions about government surveillance technology and to prohibit city use of face recognition technology. The Electronic Frontier Foundation recently revealed that, without notifying the public or the Board of Supervisors, the SFPD established real-time access to the Union Square Business Improvement Districts' surveillance camera system. The SFPD did so in order to spy on protests calling for an end to police violence against Black people. Situations like this are precisely what the ordinance was passed to prevent.

As you know, the Stop Secret Surveillance ordinance is the result of robust and open debate among the city's residents, civil society organizations, and government stakeholders. In providing an opportunity for robust and informed community engagement before adopting technologies with the power to chill free speech and disproportionately burden marginalized members of our community, the Stop Secret Surveillance Ordinance puts into action the values that make our city a shining light in a troubled nation.

Public safety requires trust between the public and the agencies sworn to keep them safe. With this in mind, I ask that you rebuke unlawful spying on activity protected by the First Amendment and the California Constitution, and take immediate action to prevent further harm by banning real-time SFPD use of private surveillance camera systems and data dumps of footage from those systems.

Respectfully,

Caroline Bouchard
853 Moultrie St.
San Francisco, CA 94110

From:	David Levy
To:	Preston, Dean (BOS); Fewer, Sandra (BOS); Haney, Matt (BOS); Mandelman, Rafael (BOS); Mar, Gordon (BOS); Peskin, Aaron (BOS); Ronen, Hillary; Safai, Ahsha (BOS); Stefani, Catherine (BOS); Walton, Shamann (BOS); Yee, Norman (BOS); Board of Supervisors, (BOS)
Subject:	Stop SFPD"s illegal use of private cameras to spy on Black-led protests against police violence.
Date:	Tuesday, October 13, 2020 7:40:12 AM

This message is from outside the City email system. Do not open links or attachments from untrusted sources.

Dear members of the Board of Supervisors,

As a San Francisco resident, I am writing to urge you to prohibit the San Francisco Police Department (SFPD) and other city agencies from making real-time use of private networks of surveillance cameras, and from obtaining data dumps of footage from these systems.

With overwhelming Board support, the Stop Secret Surveillance ordinance was adopted to empower the people of San Francisco to participate in meaningful decisions about government surveillance technology and to prohibit city use of face recognition technology. The Electronic Frontier Foundation recently revealed that, without notifying the public or the Board of Supervisors, the SFPD established real-time access to the Union Square Business Improvement Districts' surveillance camera system. The SFPD did so in order to spy on protests calling for an end to police violence against Black people. Situations like this are precisely what the ordinance was passed to prevent.

As you know, the Stop Secret Surveillance ordinance is the result of robust and open debate among the city's residents, civil society organizations, and government stakeholders. In providing an opportunity for robust and informed community engagement before adopting technologies with the power to chill free speech and disproportionately burden marginalized members of our community, the Stop Secret Surveillance Ordinance puts into action the values that make our city a shining light in a troubled nation.

Public safety requires trust between the public and the agencies sworn to keep them safe. With this in mind, I ask that you rebuke unlawful spying on activity protected by the First Amendment and the California Constitution, and take immediate action to prevent further harm by banning real-time SFPD use of private surveillance camera systems and data dumps of footage from those systems.

Respectfully,

From:	Creig Smith
To:	Preston, Dean (BOS); Fewer, Sandra (BOS); Haney, Matt (BOS); Mandelman, Rafael (BOS); Mar, Gordon (BOS); Peskin, Aaron (BOS); Ronen, Hillary; Safai, Ahsha (BOS); Stefani, Catherine (BOS); Walton, Shamann (BOS); Yee, Norman (BOS); Board of Supervisors, (BOS)
Subject:	Stop SFPD"s illegal use of private cameras to spy on Black-led protests against police violence.
Date:	Tuesday, October 13, 2020 7:43:26 AM

This message is from outside the City email system. Do not open links or attachments from untrusted sources.

Dear members of the Board of Supervisors,

As a San Francisco resident, I am writing to urge you to prohibit the San Francisco Police Department (SFPD) and other city agencies from making real-time use of private networks of surveillance cameras, and from obtaining data dumps of footage from these systems.

With overwhelming Board support, the Stop Secret Surveillance ordinance was adopted to empower the people of San Francisco to participate in meaningful decisions about government surveillance technology and to prohibit city use of face recognition technology. The Electronic Frontier Foundation recently revealed that, without notifying the public or the Board of Supervisors, the SFPD established real-time access to the Union Square Business Improvement Districts' surveillance camera system. The SFPD did so in order to spy on protests calling for an end to police violence against Black people. Situations like this are precisely what the ordinance was passed to prevent.

As you know, the Stop Secret Surveillance ordinance is the result of robust and open debate among the city's residents, civil society organizations, and government stakeholders. In providing an opportunity for robust and informed community engagement before adopting technologies with the power to chill free speech and disproportionately burden marginalized members of our community, the Stop Secret Surveillance Ordinance puts into action the values that make our city a shining light in a troubled nation.

Public safety requires trust between the public and the agencies sworn to keep them safe. With this in mind, I ask that you rebuke unlawful spying on activity protected by the First Amendment and the California Constitution, and take immediate action to prevent further harm by banning real-time SFPD use of private surveillance camera systems and data dumps of footage from those systems.

Respectfully,

--
Creig Smith
468 Flood Ave
San Francisco, CA 94112

From:	quantumcipher@gmail.com
To:	Preston, Dean (BOS); Fewer, Sandra (BOS); Haney, Matt (BOS); Mandelman, Rafael (BOS); Mar, Gordon (BOS); Peskin, Aaron (BOS); Ronen, Hillary; Safai, Ahsha (BOS); Stefani, Catherine (BOS); Walton, Shamann (BOS); Yee, Norman (BOS); Board of Supervisors, (BOS)
Subject:	Stop SFPD"s illegal use of private cameras to spy on Black-led protests against police violence.
Date:	Tuesday, October 13, 2020 7:48:04 AM

This message is from outside the City email system. Do not open links or attachments from untrusted sources.

Dear members of the Board of Supervisors,

As a San Francisco resident, I am writing to urge you to prohibit the San Francisco Police Department (SFPD) and other city agencies from making real-time use of private networks of surveillance cameras, and from obtaining data dumps of footage from these systems.

With overwhelming Board support, the Stop Secret Surveillance ordinance was adopted to empower the people of San Francisco to participate in meaningful decisions about government surveillance technology and to prohibit city use of face recognition technology. The Electronic Frontier Foundation recently revealed that, without notifying the public or the Board of Supervisors, the SFPD established real-time access to the Union Square Business Improvement Districts' surveillance camera system. The SFPD did so in order to spy on protests calling for an end to police violence against Black people. Situations like this are precisely what the ordinance was passed to prevent.

As you know, the Stop Secret Surveillance ordinance is the result of robust and open debate among the city's residents, civil society organizations, and government stakeholders. In providing an opportunity for robust and informed community engagement before adopting technologies with the power to chill free speech and disproportionately burden marginalized members of our community, the Stop Secret Surveillance Ordinance puts into action the values that make our city a shining light in a troubled nation.

Public safety requires trust between the public and the agencies sworn to keep them safe. With this in mind, I ask that you rebuke unlawful spying on activity protected by the First Amendment and the California Constitution, and take immediate action to prevent further harm by banning real-time SFPD use of private surveillance camera systems and data dumps of footage from those systems.

Regards,
Alan Haggard

From:	Martin Horwitz
To:	Preston, Dean (BOS); Fewer, Sandra (BOS); Haney, Matt (BOS); Mandelman, Rafael (BOS); Mar, Gordon (BOS); Peskin, Aaron (BOS); Ronen, Hillary; Safai, Ahsha (BOS); Stefani, Catherine (BOS); Walton, Shamann (BOS); Yee, Norman (BOS); Board of Supervisors, (BOS)
Subject:	Stop SFPD"s illegal use of private cameras to spy on Black-led protests against police violence.
Date:	Tuesday, October 13, 2020 7:49:38 AM

This message is from outside the City email system. Do not open links or attachments from untrusted sources.

Dear members of the Board of Supervisors,

As a San Francisco resident, I am writing to urge you to prohibit the San Francisco Police Department (SFPD) and other city agencies from making real-time use of private networks of surveillance cameras, and from obtaining data dumps of footage from these systems.

With overwhelming Board support, the Stop Secret Surveillance ordinance was adopted to empower the people of San Francisco to participate in meaningful decisions about government surveillance technology and to prohibit city use of face recognition technology. The Electronic Frontier Foundation recently revealed that, without notifying the public or the Board of Supervisors, the SFPD established real-time access to the Union Square Business Improvement Districts' surveillance camera system. The SFPD did so in order to spy on protests calling for an end to police violence against Black people. Situations like this are precisely what the ordinance was passed to prevent.

As you know, the Stop Secret Surveillance ordinance is the result of robust and open debate among the city's residents, civil society organizations, and government stakeholders. In providing an opportunity for robust and informed community engagement before adopting technologies with the power to chill free speech and disproportionately burden marginalized members of our community, the Stop Secret Surveillance Ordinance puts into action the values that make our city a shining light in a troubled nation.

Public safety requires trust between the public and the agencies sworn to keep them safe. With this in mind, I ask that you rebuke unlawful spying on activity protected by the First Amendment and the California Constitution, and take immediate action to prevent further harm by banning real-time SFPD use of private surveillance camera systems and data dumps of footage from those systems.

Respectfully,

From:	John Kinsella
To:	Preston, Dean (BOS); Fewer, Sandra (BOS); Haney, Matt (BOS); Mandelman, Rafael (BOS); Mar, Gordon (BOS); Peskin, Aaron (BOS); Ronen, Hillary; Safai, Ahsha (BOS); Stefani, Catherine (BOS); Walton, Shamann (BOS); Yee, Norman (BOS); Board of Supervisors, (BOS)
Subject:	Stop SFPD"s illegal use of private cameras to spy on Black-led protests against police violence.
Date:	Tuesday, October 13, 2020 8:08:45 AM

This message is from outside the City email system. Do not open links or attachments from untrusted sources.

Dear members of the Board of Supervisors,

As a San Francisco resident, I am writing to urge you to prohibit the San Francisco Police Department (SFPD) and other city agencies from making real-time use of private networks of surveillance cameras, and from obtaining data dumps of footage from these systems.

With overwhelming Board support, the Stop Secret Surveillance ordinance was adopted to empower the people of San Francisco to participate in meaningful decisions about government surveillance technology and to prohibit city use of face recognition technology. The Electronic Frontier Foundation recently revealed that, without notifying the public or the Board of Supervisors, the SFPD established real-time access to the Union Square Business Improvement Districts' surveillance camera system. The SFPD did so in order to spy on protests calling for an end to police violence against Black people. Situations like this are precisely what the ordinance was passed to prevent.

As you know, the Stop Secret Surveillance ordinance is the result of robust and open debate among the city's residents, civil society organizations, and government stakeholders. In providing an opportunity for robust and informed community engagement before adopting technologies with the power to chill free speech and disproportionately burden marginalized members of our community, the Stop Secret Surveillance Ordinance puts into action the values that make our city a shining light in a troubled nation.

Public safety requires trust between the public and the agencies sworn to keep them safe. With this in mind, I ask that you rebuke unlawful spying on activity protected by the First Amendment and the California Constitution, and take immediate action to prevent further harm by banning real-time SFPD use of private surveillance camera systems and data dumps of footage from those systems.

Respectfully,

From: Robert Rutowski
To: Board of Supervisors, (BOS)
Cc: Keith Abouchar
Subject: Accountability for SFPD's illegal surveillance of Black Lives Matter protests
Date: Tuesday, October 13, 2020 8:24:16 AM

This message is from outside the City email system. Do not open links or attachments from untrusted sources.

President Norman Yee
San Francisco Board of Supervisors
1 Dr. Carlton B. Goodlett Place
City Hall, Room 244
San Francisco, CA 94102
Phone: (415) 554-5184 • Fax: (415) 554-5163 • TTY: (415) 554-5227
Board.of.Supervisors@sfgov.org

Re: Accountability for SFPD's illegal surveillance of Black Lives Matter protests

Dear President:

Black, white, or indigenous; well-resourced or indigent; San Francisco residents should be free to assemble and protest without fear of police surveillance technology or retribution. That should include Black-led protesters of San Francisco who took to the streets in solidarity and protest, understanding that though George Floyd and Breonna Taylor were not neighbors in the most literal sense, their deaths resulted from police violence and racism experienced across geographic and jurisdictional boundaries.

San Francisco residents may have believed that their protest would be protected from unwarranted government surveillance. Only a year before this year's record-breaking protests, San Francisco passed a groundbreaking surveillance ordinance establishing a democratic process before the San Francisco Police Department (SFPD), or any City agency, could acquire new surveillance systems or use them in ways that had not been expressly approved by the City's Board of Supervisors.

But from May 31 to June 7—when over 10,000 people came together in the streets of San Francisco to call for an end to police lawlessness and murder with impunity—the SPFD violated that surveillance ordinance to spy on protesters. EFF uncovered and revealed this unlawful surveillance. Circumventing the Board of Supervisors' authority and control over surveillance technology decisions in San Francisco, the SFPD Homeland Security Unit requested and received live, remote access to the Union Square Business Improvement District's (USBID) network of over 400 high-definition cameras. The cameras' funder is on record that it's against the law for the SFPD to access the cameras in real-time. We agree. So in cooperation with the ACLU of Northern California, we recently filed a lawsuit against the SFPD for violating the surveillance ordinance.

This morning, with a broad coalition of civil society organizations, EFF delivered a letter to the San Francisco Board of Supervisors calling on the Board to condemn SFPDs illegal surveillance of demonstrations against the police killings of George Floyd, Breonna Taylor, Tony McCade, and many other Black people across the nation. The letter asks the Board to prohibit city departments from obtaining real-time use of private camera networks, or “data dumps” of footage from those networks. It also asks the Board to call on the SFPD to testify at a special hearing regarding their illegal surveillance of demonstrations, and to ask the Office of the Controller to address the SFPD's violations in its annual audit of compliance with the City's surveillance ordinance.

As explained in the court filing, the SFPD has a long and troubling history of targeting individuals for unlawful surveillance based on their race, religion, gender identity, and political activism. Throughout the 20th century, the SFPD surveilled and conducted raids on establishments frequented by the gay community, including bars and bathhouses. By 1975, the SFPD’s Intelligence Unit had amassed files on more than 100,000 San Franciscans, including civil rights demonstrators, anti-War activists, labor union members, and students. In 1993, an SFPD inspector was caught selling intelligence information obtained through surveillance of Arab American groups and South African apartheid opponents.

When the SFPD cut ties with the FBI's Joint Terrorism Task Force in 2017, amidst concerns of warrantless surveillance on Muslim communities, SFPD Chief William Scott said: "When confidence is shaken we have to slow down for a minute and make sure that the public sees us as an organization that they can trust." The SFPD has once again shaken that trust by violating an ordinance intended to assure trust between the people of San Francisco and those whose job it is to provide public safety. The threat of police exploiting surveillance technology to spy on people exercising their First Amendment rights was a primary motivation for San Francisco's Board of Supervisors passing 2019's groundbreaking Stop Secret Surveillance Ordinance.

Disturbingly, this may not be the only way the SFPD has utilized an outside agency to violate the surveillance ordinance. The Department has been accused of using the Northern California Regional Intelligence Center (NCRIC) to circumvent the City's ban on government use of face surveillance. While investigating an illegal gun charge, SFPD officers distributed an alert, including imagery captured from surveillance footage. NCRIC then analyzed the image with their face recognition system and supplied SFPD with the results. SFPD's use of this information only came to light when the prosecutor included them, perhaps mistakenly, in discovery materials disclosed to the suspect's attorney.

Perhaps more than any other moment in our lifetimes, public safety demands trust between community members and the agencies sworn to keep them safe. Police lawlessness and high tech surveillance further erode the frayed fabric of that trust. In addition to the courts, the Board of Supervisors have a responsibility to respond to violations of that trust. It must restore the public's confidence in their ability to move

freely throughout our City without the threat of high tech surveillance chilling their freedom to speak truth to power—or simply congregate in their own communities.

The Board of Supervisors must step in to ban the SFPD's real-time use of private cameras and data-dumps of footage from private cameras. San Francisco residents can help make sure that happens by contacting their District Supervisor and insisting that they take this necessary action now.

Yours sincerely,
Robert E. Rutkowski

cc:
Legislative Correspondence Team
Longworth House Office Building
Washington DC 20515
keith.abouchar@mail.house.gov

2527 Faxon Court
Topeka, Kansas 66605-2086
P/F: 1 785 379-9671
E-mail: r_e_rutkowski@att.net

Re: Full letter: https://www.eff.org/document/accountability-sfpds-illegal-surveillance-black-lives-matter-protests

From:	Craig Lloyd
To:	Preston, Dean (BOS); Fewer, Sandra (BOS); Haney, Matt (BOS); Mandelman, Rafael (BOS); Mar, Gordon (BOS); Peskin, Aaron (BOS); Ronen, Hillary; Safai, Ahsha (BOS); Stefani, Catherine (BOS); Walton, Shamann (BOS); Yee, Norman (BOS); Board of Supervisors, (BOS)
Subject:	Stop SFPD"s illegal use of private cameras to spy on Black-led protests against police violence.
Date:	Tuesday, October 13, 2020 8:27:32 AM

This message is from outside the City email system. Do not open links or attachments from untrusted sources.

Dear members of the Board of Supervisors,

As a San Francisco resident, I am writing to urge you to prohibit the San Francisco Police Department (SFPD) and other city agencies from making real-time use of private networks of surveillance cameras, and from obtaining data dumps of footage from these systems.

With overwhelming Board support, the Stop Secret Surveillance ordinance was adopted to empower the people of San Francisco to participate in meaningful decisions about government surveillance technology and to prohibit city use of face recognition technology. The Electronic Frontier Foundation recently revealed that, without notifying the public or the Board of Supervisors, the SFPD established real-time access to the Union Square Business Improvement Districts' surveillance camera system. The SFPD did so in order to spy on protests calling for an end to police violence against Black people. Situations like this are precisely what the ordinance was passed to prevent.

As you know, the Stop Secret Surveillance ordinance is the result of robust and open debate among the city's residents, civil society organizations, and government stakeholders. In providing an opportunity for robust and informed community engagement before adopting technologies with the power to chill free speech and disproportionately burden marginalized members of our community, the Stop Secret Surveillance Ordinance puts into action the values that make our city a shining light in a troubled nation.

Public safety requires trust between the public and the agencies sworn to keep them safe. With this in mind, I ask that you rebuke unlawful spying on activity protected by the First Amendment and the California Constitution, and take immediate action to prevent further harm by banning real-time SFPD use of private surveillance camera systems and data dumps of footage from those systems.

Respectfully,

Craig Lloyd
(415) 568-6606

From:	R. Harris
To:	Preston, Dean (BOS); Fewer, Sandra (BOS); Haney, Matt (BOS); Mandelman, Rafael (BOS); Mar, Gordon (BOS); Peskin, Aaron (BOS); Ronen, Hillary; Safai, Ahsha (BOS); Stefani, Catherine (BOS); Walton, Shamann (BOS); Yee, Norman (BOS); Board of Supervisors, (BOS)
Subject:	Stop SFPD"s illegal use of private cameras to spy on Black-led protests against police violence.
Date:	Tuesday, October 13, 2020 8:48:48 AM

This message is from outside the City email system. Do not open links or attachments from untrusted sources.

Dear members of the Board of Supervisors,

This is a Priority to me, Stop the spying please

As a San Francisco resident, I am writing to urge you to prohibit the San Francisco Police Department (SFPD) and other city agencies from making real-time use of private networks of surveillance cameras, and from obtaining data dumps of footage from these systems.

With overwhelming Board support, the Stop Secret Surveillance ordinance was adopted to empower the people of San Francisco to participate in meaningful decisions about government surveillance technology and to prohibit city use of face recognition technology. The Electronic Frontier Foundation recently revealed that, without notifying the public or the Board of Supervisors, the SFPD established real-time access to the Union Square Business Improvement Districts' surveillance camera system. The SFPD did so in order to spy on protests calling for an end to police violence against Black people. Situations like this are precisely what the ordinance was passed to prevent.

As you know, the Stop Secret Surveillance ordinance is the result of robust and open debate among the city's residents, civil society organizations, and government stakeholders. In providing an opportunity for robust and informed community engagement before adopting technologies with the power to chill free speech and disproportionately burden marginalized members of our community, the Stop Secret Surveillance Ordinance puts into action the values that make our city a shining light in a troubled nation.

Public safety requires trust between the public and the agencies sworn to keep them safe. With this in mind, I ask that you rebuke unlawful spying on activity protected by the First Amendment and the California Constitution, and take immediate action to prevent further harm by banning real-time SFPD use of private surveillance camera systems and data dumps of footage from those systems.

Respectfully,
Linda Yacobucci

From:	Max Margolis
To:	Preston, Dean (BOS); Fewer, Sandra (BOS); Haney, Matt (BOS); Mandelman, Rafael (BOS); Mar, Gordon (BOS); Peskin, Aaron (BOS); Ronen, Hillary; Safai, Ahsha (BOS); Stefani, Catherine (BOS); Walton, Shamann (BOS); Yee, Norman (BOS); Board of Supervisors, (BOS)
Subject:	Stop SFPD"s illegal use of private cameras to spy on Black-led protests against police violence.
Date:	Tuesday, October 13, 2020 8:52:57 AM

This message is from outside the City email system. Do not open links or attachments from untrusted sources.

Dear members of the Board of Supervisors,

As a San Francisco resident, I am writing to urge you to prohibit the San Francisco Police Department (SFPD) and other city agencies from making real-time use of private networks of surveillance cameras, and from obtaining data dumps of footage from these systems.

With overwhelming Board support, the Stop Secret Surveillance ordinance was adopted to empower the people of San Francisco to participate in meaningful decisions about government surveillance technology and to prohibit city use of face recognition technology. The Electronic Frontier Foundation recently revealed that, without notifying the public or the Board of Supervisors, the SFPD established real-time access to the Union Square Business Improvement Districts' surveillance camera system. The SFPD did so in order to spy on protests calling for an end to police violence against Black people. Situations like this are precisely what the ordinance was passed to prevent.

As you know, the Stop Secret Surveillance ordinance is the result of robust and open debate among the city's residents, civil society organizations, and government stakeholders. In providing an opportunity for robust and informed community engagement before adopting technologies with the power to chill free speech and disproportionately burden marginalized members of our community, the Stop Secret Surveillance Ordinance puts into action the values that make our city a shining light in a troubled nation.

Public safety requires trust between the public and the agencies sworn to keep them safe. With this in mind, I ask that you rebuke unlawful spying on activity protected by the First Amendment and the California Constitution, and take immediate action to prevent further harm by banning real-time SFPD use of private surveillance camera systems and data dumps of footage from those systems.

Respectfully,

From:	Liran Nuna
To:	Preston, Dean (BOS); Fewer, Sandra (BOS); Haney, Matt (BOS); Mandelman, Rafael (BOS); Mar, Gordon (BOS); Peskin, Aaron (BOS); Ronen, Hillary; Safai, Ahsha (BOS); Stefani, Catherine (BOS); Walton, Shamann (BOS); Yee, Norman (BOS); Board of Supervisors, (BOS)
Subject:	Stop SFPD"s illegal use of private cameras to spy on Black-led protests against police violence.
Date:	Tuesday, October 13, 2020 9:01:58 AM

This message is from outside the City email system. Do not open links or attachments from untrusted sources.

Dear members of the Board of Supervisors,

As a San Francisco resident, I am writing to urge you to prohibit the San Francisco Police Department (SFPD) and other city agencies from making real-time use of private networks of surveillance cameras, and from obtaining data dumps of footage from these systems.

With overwhelming Board support, the Stop Secret Surveillance ordinance was adopted to empower the people of San Francisco to participate in meaningful decisions about government surveillance technology and to prohibit city use of face recognition technology. The Electronic Frontier Foundation recently revealed that, without notifying the public or the Board of Supervisors, the SFPD established real-time access to the Union Square Business Improvement Districts' surveillance camera system. The SFPD did so in order to spy on protests calling for an end to police violence against Black people. Situations like this are precisely what the ordinance was passed to prevent.

As you know, the Stop Secret Surveillance ordinance is the result of robust and open debate among the city's residents, civil society organizations, and government stakeholders. In providing an opportunity for robust and informed community engagement before adopting technologies with the power to chill free speech and disproportionately burden marginalized members of our community, the Stop Secret Surveillance Ordinance puts into action the values that make our city a shining light in a troubled nation.

Public safety requires trust between the public and the agencies sworn to keep them safe. With this in mind, I ask that you rebuke unlawful spying on activity protected by the First Amendment and the California Constitution, and take immediate action to prevent further harm by banning real-time SFPD use of private surveillance camera systems and data dumps of footage from those systems.

Respectfully,
Liran Nuna
SF Resident for the past 15 years

From:	John Regan
To:	Preston, Dean (BOS); Fewer, Sandra (BOS); Haney, Matt (BOS); Mandelman, Rafael (BOS); Mar, Gordon (BOS); Peskin, Aaron (BOS); Ronen, Hillary; Safai, Ahsha (BOS); Stefani, Catherine (BOS); Walton, Shamann (BOS); Yee, Norman (BOS); Board of Supervisors, (BOS)
Subject:	Stop SFPD"s illegal use of private cameras to spy on Black-led protests against police violence.
Date:	Tuesday, October 13, 2020 9:08:57 AM

This message is from outside the City email system. Do not open links or attachments from untrusted sources.

Dear members of the Board of Supervisors,

As a San Francisco resident, I am writing to urge you to prohibit the San Francisco Police Department (SFPD) and other city agencies from making real-time use of private networks of surveillance cameras, and from obtaining data dumps of footage from these systems.

With overwhelming Board support, the Stop Secret Surveillance ordinance was adopted to empower the people of San Francisco to participate in meaningful decisions about government surveillance technology and to prohibit city use of face recognition technology. The Electronic Frontier Foundation recently revealed that, without notifying the public or the Board of Supervisors, the SFPD established real-time access to the Union Square Business Improvement Districts' surveillance camera system. The SFPD did so in order to spy on protests calling for an end to police violence against Black people. Situations like this are precisely what the ordinance was passed to prevent.

As you know, the Stop Secret Surveillance ordinance is the result of robust and open debate among the city's residents, civil society organizations, and government stakeholders. In providing an opportunity for robust and informed community engagement before adopting technologies with the power to chill free speech and disproportionately burden marginalized members of our community, the Stop Secret Surveillance Ordinance puts into action the values that make our city a shining light in a troubled nation.

Public safety requires trust between the public and the agencies sworn to keep them safe. With this in mind, I ask that you rebuke unlawful spying on activity protected by the First Amendment and the California Constitution, and take immediate action to prevent further harm by banning real-time SFPD use of private surveillance camera systems and data dumps of footage from those systems.

Respectfully,

From:	Ryan Seffinger
To:	Preston, Dean (BOS); Fewer, Sandra (BOS); Haney, Matt (BOS); Mandelman, Rafael (BOS); Mar, Gordon (BOS); Peskin, Aaron (BOS); Ronen, Hillary; Safai, Ahsha (BOS); Stefani, Catherine (BOS); Walton, Shamann (BOS); Yee, Norman (BOS); Board of Supervisors, (BOS)
Subject:	Stop SFPD"s illegal use of private cameras to spy on Black-led protests against police violence
Date:	Tuesday, October 13, 2020 9:12:31 AM

This message is from outside the City email system. Do not open links or attachments from untrusted sources.

Dear members of the Board of Supervisors,

As a San Francisco resident, I am writing to urge you to prohibit the San Francisco Police Department (SFPD) and other city agencies from making real-time use of private networks of surveillance cameras, and from obtaining data dumps of footage from these systems.

With overwhelming Board support, the Stop Secret Surveillance ordinance was adopted to empower the people of San Francisco to participate in meaningful decisions about government surveillance technology and to prohibit city use of face recognition technology. The Electronic Frontier Foundation recently revealed that, without notifying the public or the Board of Supervisors, the SFPD established real-time access to the Union Square Business Improvement Districts' surveillance camera system. The SFPD did so in order to spy on protests calling for an end to police violence against Black people. Situations like this are precisely what the ordinance was passed to prevent.

As you know, the Stop Secret Surveillance ordinance is the result of robust and open debate among the city's residents, civil society organizations, and government stakeholders. In providing an opportunity for robust and informed community engagement before adopting technologies with the power to chill free speech and disproportionately burden marginalized members of our community, the Stop Secret Surveillance Ordinance puts into action the values that make our city a shining light in a troubled nation.

Public safety requires trust between the public and the agencies sworn to keep them safe. With this in mind, I ask that you rebuke unlawful spying on activity protected by the First Amendment and the California Constitution, and take immediate action to prevent further harm by banning real-time SFPD use of private surveillance camera systems and data dumps of footage from those systems.

Respectfully,
Ryan Seffinger
Inner Sunset

Sent from my iPhone

From:	Chiara Ogan
To:	Preston, Dean (BOS); Fewer, Sandra (BOS); Haney, Matt (BOS); Mandelman, Rafael (BOS); Mar, Gordon (BOS); Peskin, Aaron (BOS); Ronen, Hillary; Safai, Ahsha (BOS); Stefani, Catherine (BOS); Walton, Shamann (BOS); Yee, Norman (BOS); Board of Supervisors, (BOS)
Subject:	Stop SFPD"s illegal use of private cameras to spy on Black-led protests against police violence.
Date:	Tuesday, October 13, 2020 10:04:34 AM

This message is from outside the City email system. Do not open links or attachments from untrusted sources.

Dear members of the Board of Supervisors,

As a San Francisco resident, I am writing to urge you to prohibit the San Francisco Police Department (SFPD) and other city agencies from making real-time use of private networks of surveillance cameras, and from obtaining data dumps of footage from these systems.

With overwhelming Board support, the Stop Secret Surveillance ordinance was adopted to empower the people of San Francisco to participate in meaningful decisions about government surveillance technology and to prohibit city use of face recognition technology. The Electronic Frontier Foundation recently revealed that, without notifying the public or the Board of Supervisors, the SFPD established real-time access to the Union Square Business Improvement Districts' surveillance camera system. The SFPD did so in order to spy on protests calling for an end to police violence against Black people. Situations like this are precisely what the ordinance was passed to prevent.

As you know, the Stop Secret Surveillance ordinance is the result of robust and open debate among the city's residents, civil society organizations, and government stakeholders. In providing an opportunity for robust and informed community engagement before adopting technologies with the power to chill free speech and disproportionately burden marginalized members of our community, the Stop Secret Surveillance Ordinance puts into action the values that make our city a shining light in a troubled nation.

Public safety requires trust between the public and the agencies sworn to keep them safe. With this in mind, I ask that you rebuke unlawful spying on activity protected by the First Amendment and the California Constitution, and take immediate action to prevent further harm by banning real-time SFPD use of private surveillance camera systems and data dumps of footage from those systems.

Respectfully,
Chiara Ogan

From:	Matthew Leeds
To:	Preston, Dean (BOS); Fewer, Sandra (BOS); Haney, Matt (BOS); Mandelman, Rafael (BOS); Mar, Gordon (BOS); Peskin, Aaron (BOS); Ronen, Hillary; Safai, Ahsha (BOS); Stefani, Catherine (BOS); Walton, Shamann (BOS); Yee, Norman (BOS); Board of Supervisors, (BOS)
Subject:	Stop SFPD"s illegal use of private cameras to spy on Black-led protests against police violence.
Date:	Tuesday, October 13, 2020 10:11:26 AM

This message is from outside the City email system. Do not open links or attachments from untrusted sources.

Dear members of the Board of Supervisors,

As a San Francisco resident, I am writing to urge you to prohibit the San Francisco Police Department (SFPD) and other city agencies from making real-time use of private networks of surveillance cameras, and from obtaining data dumps of footage from these systems.

With overwhelming Board support, the Stop Secret Surveillance ordinance was adopted to empower the people of San Francisco to participate in meaningful decisions about government surveillance technology and to prohibit city use of face recognition technology. The Electronic Frontier Foundation recently revealed that, without notifying the public or the Board of Supervisors, the SFPD established real-time access to the Union Square Business Improvement Districts' surveillance camera system. The SFPD did so in order to spy on protests calling for an end to police violence against Black people. Situations like this are precisely what the ordinance was passed to prevent.

As you know, the Stop Secret Surveillance ordinance is the result of robust and open debate among the city's residents, civil society organizations, and government stakeholders. In providing an opportunity for robust and informed community engagement before adopting technologies with the power to chill free speech and disproportionately burden marginalized members of our community, the Stop Secret Surveillance Ordinance puts into action the values that make our city a shining light in a troubled nation.

Public safety requires trust between the public and the agencies sworn to keep them safe. With this in mind, I ask that you rebuke unlawful spying on activity protected by the First Amendment and the California Constitution, and take immediate action to prevent further harm by banning real-time SFPD use of private surveillance camera systems and data dumps of footage from those systems.

Respectfully,

Matthew Leeds

From:	phorum@me.com
To:	Preston, Dean (BOS); Fewer, Sandra (BOS); Haney, Matt (BOS); Mandelman, Rafael (BOS); Mar, Gordon (BOS); Peskin, Aaron (BOS); Ronen, Hillary; Safai, Ahsha (BOS); Stefani, Catherine (BOS); Walton, Shamann (BOS); Yee, Norman (BOS); Board of Supervisors, (BOS)
Subject:	Stop SFPD"s illegal use of private cameras to spy on Black-led protests against police violence.
Date:	Tuesday, October 13, 2020 10:26:36 AM

This message is from outside the City email system. Do not open links or attachments from untrusted sources.

Dear members of the Board of Supervisors,

As a San Francisco resident, I am writing to urge you to prohibit the San Francisco Police Department (SFPD) and other city agencies from making real-time use of private networks of surveillance cameras, and from obtaining data dumps of footage from these systems.

With overwhelming Board support, the Stop Secret Surveillance ordinance was adopted to empower the people of San Francisco to participate in meaningful decisions about government surveillance technology and to prohibit city use of face recognition technology. The Electronic Frontier Foundation recently revealed that, without notifying the public or the Board of Supervisors, the SFPD established real-time access to the Union Square Business Improvement Districts' surveillance camera system. The SFPD did so in order to spy on protests calling for an end to police violence against Black people. Situations like this are precisely what the ordinance was passed to prevent.

As you know, the Stop Secret Surveillance ordinance is the result of robust and open debate among the city's residents, civil society organizations, and government stakeholders. In providing an opportunity for robust and informed community engagement before adopting technologies with the power to chill free speech and disproportionately burden marginalized members of our community, the Stop Secret Surveillance Ordinance puts into action the values that make our city a shining light in a troubled nation.

Public safety requires trust between the public and the agencies sworn to keep them safe. With this in mind, I ask that you rebuke unlawful spying on activity protected by the First Amendment and the California Constitution, and take immediate action to prevent further harm by banning real-time SFPD use of private surveillance camera systems and data dumps of footage from those systems.

Respectfully,

Vic DeAngelo

From:	Paul Jickling
To:	Preston, Dean (BOS); Fewer, Sandra (BOS); Haney, Matt (BOS); Mandelman, Rafael (BOS); Mar, Gordon (BOS); Peskin, Aaron (BOS); Ronen, Hillary; Safai, Ahsha (BOS); Stefani, Catherine (BOS); Walton, Shamann (BOS); Yee, Norman (BOS); Board of Supervisors, (BOS)
Subject:	Stop SFPD"s illegal use of private cameras to spy on Black-led protests against police violence.
Date:	Tuesday, October 13, 2020 10:35:57 AM

This message is from outside the City email system. Do not open links or attachments from untrusted sources.

Dear members of the Board of Supervisors,

As a San Francisco resident, I am writing to urge you to prohibit the San Francisco Police Department (SFPD) and other city agencies from making real-time use of private networks of surveillance cameras, and from obtaining data dumps of footage from these systems.

With overwhelming Board support, the Stop Secret Surveillance ordinance was adopted to empower the people of San Francisco to participate in meaningful decisions about government surveillance technology and to prohibit city use of face recognition technology. The Electronic Frontier Foundation recently revealed that, without notifying the public or the Board of Supervisors, the SFPD established real-time access to the Union Square Business Improvement Districts' surveillance camera system. The SFPD did so in order to spy on protests calling for an end to police violence against Black people. Situations like this are precisely what the ordinance was passed to prevent.

As you know, the Stop Secret Surveillance ordinance is the result of robust and open debate among the city's residents, civil society organizations, and government stakeholders. In providing an opportunity for robust and informed community engagement before adopting technologies with the power to chill free speech and disproportionately burden marginalized members of our community, the Stop Secret Surveillance Ordinance puts into action the values that make our city a shining light in a troubled nation.

Public safety requires trust between the public and the agencies sworn to keep them safe. With this in mind, I ask that you rebuke unlawful spying on activity protected by the First Amendment and the California Constitution, and take immediate action to prevent further harm by banning real-time SFPD use of private surveillance camera systems and data dumps of footage from those systems.

Respectfully,
Paul Jickling

From:	Patricio Elpoeta
To:	Preston, Dean (BOS); Fewer, Sandra (BOS); Haney, Matt (BOS); Mandelman, Rafael (BOS); Mar, Gordon (BOS); Peskin, Aaron (BOS); Ronen, Hillary; Safai, Ahsha (BOS); Stefani, Catherine (BOS); Walton, Shamann (BOS); Yee, Norman (BOS); Board of Supervisors, (BOS)
Subject:	Stop SFPD"s illegal use of private cameras to spy on Black-led protests against police violence.
Date:	Tuesday, October 13, 2020 10:38:50 AM

This message is from outside the City email system. Do not open links or attachments from untrusted sources.

Dear members of the Board of Supervisors,

As a San Francisco resident, I am writing to urge you to prohibit the San Francisco Police Department (SFPD) and other city agencies from making real-time use of private networks of surveillance cameras, and from obtaining data dumps of footage from these systems.

With overwhelming Board support, the Stop Secret Surveillance ordinance was adopted to empower the people of San Francisco to participate in meaningful decisions about government surveillance technology and to prohibit city use of face recognition technology. The Electronic Frontier Foundation recently revealed that, without notifying the public or the Board of Supervisors, the SFPD established real-time access to the Union Square Business Improvement Districts' surveillance camera system. The SFPD did so in order to spy on protests calling for an end to police violence against Black people. Situations like this are precisely what the ordinance was passed to prevent.

As you know, the Stop Secret Surveillance ordinance is the result of robust and open debate among the city's residents, civil society organizations, and government stakeholders. In providing an opportunity for robust and informed community engagement before adopting technologies with the power to chill free speech and disproportionately burden marginalized members of our community, the Stop Secret Surveillance Ordinance puts into action the values that make our city a shining light in a troubled nation.

Public safety requires trust between the public and the agencies sworn to keep them safe. With this in mind, I ask that you rebuke unlawful spying on activity protected by the First Amendment and the California Constitution, and take immediate action to prevent further harm by banning real-time SFPD use of private surveillance camera systems and data dumps of footage from those systems.

Respectfully,

From:	Ryan Carter
To:	Preston, Dean (BOS); Fewer, Sandra (BOS); Haney, Matt (BOS); Mandelman, Rafael (BOS); Mar, Gordon (BOS); Peskin, Aaron (BOS); Ronen, Hillary; Safai, Ahsha (BOS); Stefani, Catherine (BOS); Walton, Shamann (BOS); Yee, Norman (BOS); Board of Supervisors, (BOS)
Subject:	Stop SFPD"s illegal use of private cameras to spy on Black-led protests against police violence.
Date:	Tuesday, October 13, 2020 10:46:10 AM

This message is from outside the City email system. Do not open links or attachments from untrusted sources.

Dear members of the Board of Supervisors,

As a San Francisco resident, I am writing to urge you to prohibit the San Francisco Police Department (SFPD) and other city agencies from making real-time use of private networks of surveillance cameras, and from obtaining data dumps of footage from these systems.

With overwhelming Board support, the Stop Secret Surveillance ordinance was adopted to empower the people of San Francisco to participate in meaningful decisions about government surveillance technology and to prohibit city use of face recognition technology. The Electronic Frontier Foundation recently revealed that, without notifying the public or the Board of Supervisors, the SFPD established real-time access to the Union Square Business Improvement Districts' surveillance camera system. The SFPD did so in order to spy on protests calling for an end to police violence against Black people. Situations like this are precisely what the ordinance was passed to prevent.

As you know, the Stop Secret Surveillance ordinance is the result of robust and open debate among the city's residents, civil society organizations, and government stakeholders. In providing an opportunity for robust and informed community engagement before adopting technologies with the power to chill free speech and disproportionately burden marginalized members of our community, the Stop Secret Surveillance Ordinance puts into action the values that make our city a shining light in a troubled nation.

Public safety requires trust between the public and the agencies sworn to keep them safe. With this in mind, I ask that you rebuke unlawful spying on activity protected by the First Amendment and the California Constitution, and take immediate action to prevent further harm by banning real-time SFPD use of private surveillance camera systems and data dumps of footage from those systems.

Respectfully,

Ryan Carter
(619) 988-5410
Gilbert St, San Francisco 94103

From:	Adam Phelps
To:	Preston, Dean (BOS); Fewer, Sandra (BOS); Haney, Matt (BOS); Mandelman, Rafael (BOS); Mar, Gordon (BOS); Peskin, Aaron (BOS); Ronen, Hillary; Safai, Ahsha (BOS); Stefani, Catherine (BOS); Walton, Shamann (BOS); Yee, Norman (BOS); Board of Supervisors, (BOS)
Subject:	Stop SFPD"s illegal use of private cameras to spy on Black-led protests against police violence.
Date:	Tuesday, October 13, 2020 11:32:21 AM

This message is from outside the City email system. Do not open links or attachments from untrusted sources.

Dear members of the Board of Supervisors,

As a San Francisco resident, I am writing to urge you to prohibit the San Francisco Police Department (SFPD) and other city agencies from making real-time use of private networks of surveillance cameras, and from obtaining data dumps of footage from these systems.

With overwhelming Board support, the Stop Secret Surveillance ordinance was adopted to empower the people of San Francisco to participate in meaningful decisions about government surveillance technology and to prohibit city use of face recognition technology. The Electronic Frontier Foundation recently revealed that, without notifying the public or the Board of Supervisors, the SFPD established real-time access to the Union Square Business Improvement Districts' surveillance camera system. The SFPD did so in order to spy on protests calling for an end to police violence against Black people. Situations like this are precisely what the ordinance was passed to prevent.

As you know, the Stop Secret Surveillance ordinance is the result of robust and open debate among the city's residents, civil society organizations, and government stakeholders. In providing an opportunity for robust and informed community engagement before adopting technologies with the power to chill free speech and disproportionately burden marginalized members of our community, the Stop Secret Surveillance Ordinance puts into action the values that make our city a shining light in a troubled nation.

Public safety requires trust between the public and the agencies sworn to keep them safe. With this in mind, I ask that you rebuke unlawful spying on activity protected by the First Amendment and the California Constitution, and take immediate action to prevent further harm by banning real-time SFPD use of private surveillance camera systems and data dumps of footage from those systems.

Respectfully,

From:	Blanche Chase
To:	Preston, Dean (BOS); Fewer, Sandra (BOS); Haney, Matt (BOS); Mandelman, Rafael (BOS); Mar, Gordon (BOS); Peskin, Aaron (BOS); Ronen, Hillary; Safai, Ahsha (BOS); Stefani, Catherine (BOS); Walton, Shamann (BOS); Yee, Norman (BOS); Board of Supervisors, (BOS)
Subject:	Stop SFPD"s illegal use of private cameras to spy on Black-led protests against police violence.
Date:	Tuesday, October 13, 2020 11:38:03 AM

This message is from outside the City email system. Do not open links or attachments from untrusted sources.

Dear members of the Board of Supervisors,

As a San Francisco resident, I am writing to urge you to **prohibit the San Francisco Police Department (SFPD) and other city agencies from making real-time use of private networks of surveillance cameras,** and from obtaining data dumps of footage from these systems.

With overwhelming Board support, the Stop Secret Surveillance ordinance was adopted to empower the people of San Francisco to participate in meaningful decisions about government surveillance technology and to prohibit city use of face recognition technology. The Electronic Frontier Foundation recently revealed that, **without notifying the public or the Board of Supervisors, the SFPD established real-time access to the Union Square Business Improvement Districts' surveillance camera system. The SFPD did so in order to spy on protests calling for an end to police violence against Black people. Situations like this are precisely what the ordinance was passed to prevent.**

As you know, the Stop Secret Surveillance ordinance is the result of robust and open debate among the city's residents, civil society organizations, and government stakeholders. In providing an opportunity for robust and informed community engagement before adopting technologies with the power to chill free speech and disproportionately burden marginalized members of our community, the Stop Secret Surveillance Ordinance puts into action the values that make our city a shining light in a troubled nation.

Public safety requires trust between the public and the agencies sworn to keep them safe. With this in mind, I ask that you rebuke unlawful spying on activity protected by the First Amendment and the California Constitution, and take immediate action to prevent further harm by banning real-time SFPD use of private surveillance camera systems and data dumps of footage from those systems.

Respectfully,
Mary Chase
94114

From:	Stardust Doherty
To:	Preston, Dean (BOS); Fewer, Sandra (BOS); Haney, Matt (BOS); Mandelman, Rafael (BOS); Mar, Gordon (BOS); Peskin, Aaron (BOS); Ronen, Hillary; Safai, Ahsha (BOS); Stefani, Catherine (BOS); Walton, Shamann (BOS); Yee, Norman (BOS); Board of Supervisors, (BOS)
Cc:	stardust
Subject:	Stop SFPD"s illegal use of private cameras to spy on Black-led protests against police violence.
Date:	Tuesday, October 13, 2020 12:28:02 PM

This message is from outside the City email system. Do not open links or attachments from untrusted sources.

Dear members of the Board of Supervisors,

As a San Francisco resident, I am writing to urge you to prohibit the San Francisco Police Department (SFPD) and other city agencies from making real-time use of private networks of surveillance cameras, and from obtaining data dumps of footage from these systems.

With overwhelming Board support, the Stop Secret Surveillance ordinance was adopted to empower the people of San Francisco to participate in meaningful decisions about government surveillance technology and to prohibit city use of face recognition technology. The Electronic Frontier Foundation recently revealed that, without notifying the public or the Board of Supervisors, the SFPD established real-time access to the Union Square Business Improvement Districts' surveillance camera system. The SFPD did so in order to spy on protests calling for an end to police violence against Black people. Situations like this are precisely what the ordinance was passed to prevent.

As you know, the Stop Secret Surveillance ordinance is the result of robust and open debate among the city's residents, civil society organizations, and government stakeholders. In providing an opportunity for robust and informed community engagement before adopting technologies with the power to chill free speech and disproportionately burden marginalized members of our community, the Stop Secret Surveillance Ordinance puts into action the values that make our city a shining light in a troubled nation.

Public safety requires trust between the public and the agencies sworn to keep them safe. With this in mind, I ask that you rebuke unlawful spying on activity protected by the First Amendment and the California Constitution, and take immediate action to prevent further harm by banning real-time SFPD use of private surveillance camera systems and data dumps of footage from those systems.

Respectfully,

Stardust Doherty

From:	Jenn
To:	Preston, Dean (BOS); Fewer, Sandra (BOS); Haney, Matt (BOS); Mandelman, Rafael (BOS); Mar, Gordon (BOS); Peskin, Aaron (BOS); Ronen, Hillary; Safai, Ahsha (BOS); Stefani, Catherine (BOS); Walton, Shamann (BOS); Yee, Norman (BOS); Board of Supervisors, (BOS)
Subject:	Stop SFPD"s illegal use of private cameras to spy on Black-led protests against police violence.
Date:	Tuesday, October 13, 2020 12:30:54 PM

This message is from outside the City email system. Do not open links or attachments from untrusted sources.

Dear members of the Board of Supervisors,

As a San Francisco resident, I am writing to urge you to prohibit the San Francisco Police Department (SFPD) and other city agencies from making real-time use of private networks of surveillance cameras, and from obtaining data dumps of footage from these systems.

With overwhelming Board support, the Stop Secret Surveillance ordinance was adopted to empower the people of San Francisco to participate in meaningful decisions about government surveillance technology and to prohibit city use of face recognition technology. The Electronic Frontier Foundation recently revealed that, without notifying the public or the Board of Supervisors, the SFPD established real-time access to the Union Square Business Improvement Districts' surveillance camera system. The SFPD did so in order to spy on protests calling for an end to police violence against Black people. Situations like this are precisely what the ordinance was passed to prevent.

As you know, the Stop Secret Surveillance ordinance is the result of robust and open debate among the city's residents, civil society organizations, and government stakeholders. In providing an opportunity for robust and informed community engagement before adopting technologies with the power to chill free speech and disproportionately burden marginalized members of our community, the Stop Secret Surveillance Ordinance puts into action the values that make our city a shining light in a troubled nation.

Public safety requires trust between the public and the agencies sworn to keep them safe. With this in mind, I ask that you rebuke unlawful spying on activity protected by the First Amendment and the California Constitution, and take immediate action to prevent further harm by banning real-time SFPD use of private surveillance camera systems and data dumps of footage from those systems.

Respectfully
Jennifer Wong

From:	Alexander Johnson
To:	Preston, Dean (BOS); Fewer, Sandra (BOS); Haney, Matt (BOS); Mandelman, Rafael (BOS); Mar, Gordon (BOS); Peskin, Aaron (BOS); Ronen, Hillary; Safai, Ahsha (BOS); Stefani, Catherine (BOS); Walton, Shamann (BOS); Yee, Norman (BOS); Board of Supervisors, (BOS)
Subject:	Stop SFPD"s illegal use of private cameras to spy on Black-led protests against police violence.
Date:	Tuesday, October 13, 2020 12:50:22 PM

This message is from outside the City email system. Do not open links or attachments from untrusted sources.

Dear members of the Board of Supervisors,

As a San Francisco resident, I am writing to urge you to prohibit the San Francisco Police Department (SFPD) and other city agencies from making real-time use of private networks of surveillance cameras, and from obtaining data dumps of footage from these systems.

With overwhelming Board support, the Stop Secret Surveillance ordinance was adopted to empower the people of San Francisco to participate in meaningful decisions about government surveillance technology and to prohibit city use of face recognition technology. The Electronic Frontier Foundation recently revealed that, without notifying the public or the Board of Supervisors, the SFPD established real-time access to the Union Square Business Improvement Districts' surveillance camera system. The SFPD did so in order to spy on protests calling for an end to police violence against Black people. Situations like this are precisely what the ordinance was passed to prevent.

As you know, the Stop Secret Surveillance ordinance is the result of robust and open debate among the city's residents, civil society organizations, and government stakeholders. In providing an opportunity for robust and informed community engagement before adopting technologies with the power to chill free speech and disproportionately burden marginalized members of our community, the Stop Secret Surveillance Ordinance puts into action the values that make our city a shining light in a troubled nation.

Public safety requires trust between the public and the agencies sworn to keep them safe. With this in mind, I ask that you rebuke unlawful spying on activity protected by the First Amendment and the California Constitution, and take immediate action to prevent further harm by banning real-time SFPD use of private surveillance camera systems and data dumps of footage from those systems.

Respectfully,
Xander Johnson

From:	Fanny Luor
To:	Preston, Dean (BOS); Fewer, Sandra (BOS); Haney, Matt (BOS); Mandelman, Rafael (BOS); Mar, Gordon (BOS); Peskin, Aaron (BOS); Ronen, Hillary; Safai, Ahsha (BOS); Stefani, Catherine (BOS); Walton, Shamann (BOS); Yee, Norman (BOS); Board of Supervisors, (BOS)
Subject:	Stop SFPD"s illegal use of private cameras to spy on Black-led protests against police violence.
Date:	Tuesday, October 13, 2020 1:42:46 PM

This message is from outside the City email system. Do not open links or attachments from untrusted sources.

Dear members of the Board of Supervisors,

As a San Francisco resident, I am writing to urge you to prohibit the San Francisco Police Department (SFPD) and other city agencies from making real-time use of private networks of surveillance cameras, and from obtaining data dumps of footage from these systems.

With overwhelming Board support, the Stop Secret Surveillance ordinance was adopted to empower the people of San Francisco to participate in meaningful decisions about government surveillance technology and to prohibit city use of face recognition technology. The Electronic Frontier Foundation recently revealed that, without notifying the public or the Board of Supervisors, the SFPD established real-time access to the Union Square Business Improvement Districts' surveillance camera system. The SFPD did so in order to spy on protests calling for an end to police violence against Black people. Situations like this are precisely what the ordinance was passed to prevent.

As you know, the Stop Secret Surveillance ordinance is the result of robust and open debate among the city's residents, civil society organizations, and government stakeholders. In providing an opportunity for robust and informed community engagement before adopting technologies with the power to chill free speech and disproportionately burden marginalized members of our community, the Stop Secret Surveillance Ordinance puts into action the values that make our city a shining light in a troubled nation.

Public safety requires trust between the public and the agencies sworn to keep them safe. With this in mind, I ask that you rebuke unlawful spying on activity protected by the First Amendment and the California Constitution, and take immediate action to prevent further harm by banning real-time SFPD use of private surveillance camera systems and data dumps of footage from those systems.

Respectfully,
Fanny

From:	nash
To:	Preston, Dean (BOS)
Cc:	Fewer, Sandra (BOS); Haney, Matt (BOS); Mandelman, Rafael (BOS); Mar, Gordon (BOS); Peskin, Aaron (BOS); Ronen, Hillary; Safai, Ahsha (BOS); Stefani, Catherine (BOS); Walton, Shamann (BOS); Yee, Norman (BOS); Board of Supervisors, (BOS)
Subject:	Stop SFPD"s illegal use of private cameras to spy on Black-led protests against police violence.
Date:	Tuesday, October 13, 2020 2:00:02 PM

This message is from outside the City email system. Do not open links or attachments from untrusted sources.

Dear members of the Board of Supervisors,

As a San Francisco resident, I am writing to urge you to prohibit the San Francisco Police Department (SFPD) and other city agencies from making real-time use of private networks of surveillance cameras, and from obtaining data dumps of footage from these systems.

With overwhelming Board support, the Stop Secret Surveillance ordinance was adopted to empower the people of San Francisco to participate in meaningful decisions about government surveillance technology and to prohibit city use of face recognition technology. The Electronic Frontier Foundation recently uncovered and revealed that, without notifying the public or the Board of Supervisors, the SFPD established real-time access to the Union Square Business Improvement Districts' surveillance camera system. The SFPD did so in order to spy on protests calling for an end to police violence against Black people. Situations like this are precisely what the ordinance was passed to prevent.

As you know, the Stop Secret Surveillance ordinance is the result of robust and open debate among the city's residents, civil society organizations, and government stakeholders. In providing an opportunity for robust and informed community engagement before adopting technologies with the power to chill free speech and disproportionately burden marginalized members of our community, the Stop Secret Surveillance Ordinance puts into action the values that make our city a shining light in a troubled nation.

Public safety requires trust between the public and the agencies sworn to keep them safe. With this in mind, I ask that you rebuke unlawful spying on activity protected by the First Amendment and the California Constitution, and take immediate action to prevent further harm by banning real-time SFPD use of private surveillance camera systems and data dumps of footage from those systems.

Respectfully,

Nathan Sheard
Associate Director of Community Organizing
Electronic Frontier Foundation

Become A Member! https://www.eff.org/join
Join the Alliance! https://www.eff.org/fight

From:	David Fine
To:	Preston, Dean (BOS); Fewer, Sandra (BOS); Haney, Matt (BOS); Mandelman, Rafael (BOS); Mar, Gordon (BOS); Peskin, Aaron (BOS); Ronen, Hillary; Safai, Ahsha (BOS); Stefani, Catherine (BOS); Walton, Shamann (BOS); Yee, Norman (BOS); Board of Supervisors, (BOS)
Subject:	Stop SFPD"s illegal use of private cameras to spy on Black-led protests against police violence.
Date:	Tuesday, October 13, 2020 2:52:05 PM

This message is from outside the City email system. Do not open links or attachments from untrusted sources.

Dear members of the Board of Supervisors,

As a San Francisco resident, I am writing to urge you to prohibit the San Francisco Police Department (SFPD) and other city agencies from making real-time use of private networks of surveillance cameras, and from obtaining data dumps of footage from these systems.

With overwhelming Board support, the Stop Secret Surveillance ordinance was adopted to empower the people of San Francisco to participate in meaningful decisions about government surveillance technology and to prohibit city use of face recognition technology. The Electronic Frontier Foundation recently revealed that, without notifying the public or the Board of Supervisors, the SFPD established real-time access to the Union Square Business Improvement Districts' surveillance camera system. The SFPD did so in order to spy on protests calling for an end to police violence against Black people. Situations like this are precisely what the ordinance was passed to prevent.

As you know, the Stop Secret Surveillance ordinance is the result of robust and open debate among the city's residents, civil society organizations, and government stakeholders. In providing an opportunity for robust and informed community engagement before adopting technologies with the power to chill free speech and disproportionately burden marginalized members of our community, the Stop Secret Surveillance Ordinance puts into action the values that make our city a shining light in a troubled nation.

Public safety requires trust between the public and the agencies sworn to keep them safe. With this in mind, I ask that you rebuke unlawful spying on activity protected by the First Amendment and the California Constitution, and take immediate action to prevent further harm by banning real-time SFPD use of private surveillance camera systems and data dumps of footage from those systems.

Respectfully,
David Fine

From:	Bart Agapinan
To:	Preston, Dean (BOS); Fewer, Sandra (BOS); Haney, Matt (BOS); Mandelman, Rafael (BOS); Mar, Gordon (BOS); Peskin, Aaron (BOS); Ronen, Hillary; Safai, Ahsha (BOS); Stefani, Catherine (BOS); Walton, Shamann (BOS); Yee, Norman (BOS); Board of Supervisors, (BOS)
Subject:	Stop SFPD"s illegal use of private cameras to spy on Black-led protests against police violence.
Date:	Tuesday, October 13, 2020 2:57:15 PM

This message is from outside the City email system. Do not open links or attachments from untrusted sources.

Dear members of the Board of Supervisors,

As a San Francisco resident, I am writing to urge you to prohibit the San Francisco Police Department (SFPD) and other city agencies from making real-time use of private networks of surveillance cameras, and from obtaining data dumps of footage from these systems.

With overwhelming Board support, the Stop Secret Surveillance ordinance was adopted to empower the people of San Francisco to participate in meaningful decisions about government surveillance technology and to prohibit city use of face recognition technology. The Electronic Frontier Foundation recently revealed that, without notifying the public or the Board of Supervisors, the SFPD established real-time access to the Union Square Business Improvement Districts' surveillance camera system. The SFPD did so in order to spy on protests calling for an end to police violence against Black people. Situations like this are precisely what the ordinance was passed to prevent.

As you know, the Stop Secret Surveillance ordinance is the result of robust and open debate among the city's residents, civil society organizations, and government stakeholders. In providing an opportunity for robust and informed community engagement before adopting technologies with the power to chill free speech and disproportionately burden marginalized members of our community, the Stop Secret Surveillance Ordinance puts into action the values that make our city a shining light in a troubled nation.

Public safety requires trust between the public and the agencies sworn to keep them safe. With this in mind, I ask that you rebuke unlawful spying on activity protected by the First Amendment and the California Constitution, and take immediate action to prevent further harm by banning real-time SFPD use of private surveillance camera systems and data dumps of footage from those systems.

Respectfully,

From:	Derek Lipkin
To:	Preston, Dean (BOS); Fewer, Sandra (BOS); Haney, Matt (BOS); Mandelman, Rafael (BOS); Mar, Gordon (BOS); Peskin, Aaron (BOS); Ronen, Hillary; Safai, Ahsha (BOS); Stefani, Catherine (BOS); Walton, Shamann (BOS); Yee, Norman (BOS); Board of Supervisors, (BOS)
Subject:	Stop SFPD"s illegal use of private cameras to spy on Black-led protests against police violence.
Date:	Tuesday, October 13, 2020 4:45:11 PM

This message is from outside the City email system. Do not open links or attachments from untrusted sources.

Dear members of the Board of Supervisors,

As a San Francisco resident, I am writing to urge you to prohibit the San Francisco Police Department (SFPD) and other city agencies from making real-time use of private networks of surveillance cameras, and from obtaining data dumps of footage from these systems.

With overwhelming Board support, the Stop Secret Surveillance ordinance was adopted to empower the people of San Francisco to participate in meaningful decisions about government surveillance technology and to prohibit city use of face recognition technology. The Electronic Frontier Foundation recently revealed that, without notifying the public or the Board of Supervisors, the SFPD established real-time access to the Union Square Business Improvement Districts' surveillance camera system. The SFPD did so in order to spy on protests calling for an end to police violence against Black people. Situations like this are precisely what the ordinance was passed to prevent.

As you know, the Stop Secret Surveillance ordinance is the result of robust and open debate among the city's residents, civil society organizations, and government stakeholders. In providing an opportunity for robust and informed community engagement before adopting technologies with the power to chill free speech and disproportionately burden marginalized members of our community, the Stop Secret Surveillance Ordinance puts into action the values that make our city a shining light in a troubled nation.

Public safety requires trust between the public and the agencies sworn to keep them safe. With this in mind, I ask that you rebuke unlawful spying on activity protected by the First Amendment and the California Constitution, and take immediate action to prevent further harm by banning real-time SFPD use of private surveillance camera systems and data dumps of footage from those systems.

Respectfully,
Derek Lipkin

From:	Jorge Luis Maya (Maya Ibuki)
To:	Preston, Dean (BOS); Fewer, Sandra (BOS); Haney, Matt (BOS); Mandelman, Rafael (BOS); Mar, Gordon (BOS); Peskin, Aaron (BOS); Ronen, Hillary; Safai, Ahsha (BOS); Stefani, Catherine (BOS); Walton, Shamann (BOS); Yee, Norman (BOS); Board of Supervisors, (BOS)
Subject:	Stop SFPD"s illegal use of private cameras to spy on Black-led protests against police violence.
Date:	Tuesday, October 13, 2020 5:27:32 PM

This message is from outside the City email system. Do not open links or attachments from untrusted sources.

Dear members of the Board of Supervisors,

As a San Francisco resident, I am writing to urge you to prohibit the San Francisco Police Department (SFPD) and other city agencies from making real-time use of private networks of surveillance cameras, and from obtaining data dumps of footage from these systems.

With overwhelming Board support, the Stop Secret Surveillance ordinance was adopted to empower the people of San Francisco to participate in meaningful decisions about government surveillance technology and to prohibit city use of face recognition technology. The Electronic Frontier Foundation recently revealed that, without notifying the public or the Board of Supervisors, the SFPD established real-time access to the Union Square Business Improvement Districts' surveillance camera system. The SFPD did so in order to spy on protests calling for an end to police violence against Black people. Situations like this are precisely what the ordinance was passed to prevent.

As you know, the Stop Secret Surveillance ordinance is the result of robust and open debate among the city's residents, civil society organizations, and government stakeholders. In providing an opportunity for robust and informed community engagement before adopting technologies with the power to chill free speech and disproportionately burden marginalized members of our community, the Stop Secret Surveillance Ordinance puts into action the values that make our city a shining light in a troubled nation.

Public safety requires trust between the public and the agencies sworn to keep them safe. With this in mind, I ask that you rebuke unlawful spying on activity protected by the First Amendment and the California Constitution, and take immediate action to prevent further harm by banning real-time SFPD use of private surveillance camera systems and data dumps of footage from those systems.

Respectfully,

Jorge Maya

From:	Jonathan Correia
To:	Preston, Dean (BOS); Fewer, Sandra (BOS); Haney, Matt (BOS); Mandelman, Rafael (BOS); Mar, Gordon (BOS); Peskin, Aaron (BOS); Ronen, Hillary; Safai, Ahsha (BOS); Stefani, Catherine (BOS); Walton, Shamann (BOS); Yee, Norman (BOS); Board of Supervisors, (BOS)
Subject:	Stop SFPD"s illegal use of private cameras to spy on Black-led protests against police violence.
Date:	Tuesday, October 13, 2020 7:19:35 PM

This message is from outside the City email system. Do not open links or attachments from untrusted sources.

Dear members of the Board of Supervisors,

As a San Francisco resident, I am writing to urge you to prohibit the San Francisco Police Department (SFPD) and other city agencies from making real-time use of private networks of surveillance cameras, and from obtaining data dumps of footage from these systems.

With overwhelming Board support, the Stop Secret Surveillance ordinance was adopted to empower the people of San Francisco to participate in meaningful decisions about government surveillance technology and to prohibit city use of face recognition technology. The Electronic Frontier Foundation recently revealed that, without notifying the public or the Board of Supervisors, the SFPD established real-time access to the Union Square Business Improvement Districts' surveillance camera system. The SFPD did so in order to spy on protests calling for an end to police violence against Black people. Situations like this are precisely what the ordinance was passed to prevent.

As you know, the Stop Secret Surveillance ordinance is the result of robust and open debate among the city's residents, civil society organizations, and government stakeholders. In providing an opportunity for robust and informed community engagement before adopting technologies with the power to chill free speech and disproportionately burden marginalized members of our community, the Stop Secret Surveillance Ordinance puts into action the values that make our city a shining light in a troubled nation.

Public safety requires trust between the public and the agencies sworn to keep them safe. With this in mind, I ask that you rebuke unlawful spying on activity protected by the First Amendment and the California Constitution, and take immediate action to prevent further harm by banning real-time SFPD use of private surveillance camera systems and data dumps of footage from those systems.

Respectfully,

Jonathan Correia

From:	B Sun
To:	Preston, Dean (BOS); Fewer, Sandra (BOS); Haney, Matt (BOS); Mandelman, Rafael (BOS); Mar, Gordon (BOS); Peskin, Aaron (BOS); Ronen, Hillary; Safai, Ahsha (BOS); Stefani, Catherine (BOS); Walton, Shamann (BOS); Yee, Norman (BOS); Board of Supervisors, (BOS)
Subject:	Stop SFPD"s illegal use of private cameras to spy on Black-led protests against police violence.
Date:	Tuesday, October 13, 2020 9:50:34 PM

This message is from outside the City email system. Do not open links or attachments from untrusted sources.

Dear members of the Board of Supervisors,

As a San Francisco resident, I am writing to urge you to prohibit the San Francisco Police Department (SFPD) and other city agencies from making real-time use of private networks of surveillance cameras, and from obtaining data dumps of footage from these systems.

With overwhelming Board support, the Stop Secret Surveillance ordinance was adopted to empower the people of San Francisco to participate in meaningful decisions about government surveillance technology and to prohibit city use of face recognition technology. The Electronic Frontier Foundation recently revealed that, without notifying the public or the Board of Supervisors, the SFPD established real-time access to the Union Square Business Improvement Districts' surveillance camera system. The SFPD did so in order to spy on protests calling for an end to police violence against Black people. Situations like this are precisely what the ordinance was passed to prevent.

As you know, the Stop Secret Surveillance ordinance is the result of robust and open debate among the city's residents, civil society organizations, and government stakeholders. In providing an opportunity for robust and informed community engagement before adopting technologies with the power to chill free speech and disproportionately burden marginalized members of our community, the Stop Secret Surveillance Ordinance puts into action the values that make our city a shining light in a troubled nation.

Public safety requires trust between the public and the agencies sworn to keep them safe. With this in mind, I ask that you rebuke unlawful spying on activity protected by the First Amendment and the California Constitution, and take immediate action to prevent further harm by banning real-time SFPD use of private surveillance camera systems and data dumps of footage from those systems.

Respectfully,

Ben Dist 1

From:	Megan le Bute
To:	Preston, Dean (BOS); Fewer, Sandra (BOS); Haney, Matt (BOS); Mandelman, Rafael (BOS); Mar, Gordon (BOS); Peskin, Aaron (BOS); Ronen, Hillary; Safai, Ahsha (BOS); Stefani, Catherine (BOS); Walton, Shamann (BOS); Yee, Norman (BOS); Board of Supervisors, (BOS)
Subject:	Immediately Stop SFPD"s illegal use of private cameras to spy on Black-led protests against police violence
Date:	Tuesday, October 13, 2020 10:05:55 PM

This message is from outside the City email system. Do not open links or attachments from untrusted sources.

Dear members of the Board of Supervisors,

As a San Francisco resident, I am writing to urge you to **prohibit the San Francisco Police Department (SFPD) and other city agencies from making real-time use of private networks of surveillance cameras**, and from obtaining data dumps of footage from these systems.

With overwhelming Board support, the Stop Secret Surveillance ordinance was adopted to empower the people of San Francisco to participate in meaningful decisions about government surveillance technology and to prohibit city use of face recognition technology. The Electronic Frontier Foundation recently revealed that, without notifying the public or the Board of Supervisors, the SFPD established real-time access to the Union Square Business Improvement Districts' surveillance camera system. The SFPD did so in order to spy on protests calling for an end to police violence against Black people. Situations like this are precisely what the ordinance was passed to prevent.

As you know, the Stop Secret Surveillance ordinance is the result of robust and open debate among the city's residents, civil society organizations, and government stakeholders. In providing an opportunity for robust and informed community engagement before adopting technologies with the power to chill free speech and disproportionately burden marginalized members of our community, the Stop Secret Surveillance Ordinance puts into action the values that make our city a shining light in a troubled nation.

As noted:

> Chris Larsen, the funder of the special assessment district cameras, was on record as describing live access to the camera networks as illegal. "The police can't monitor it live," said Larsen in a recent interview, "That's actually against the law in San Francisco."

.

Public safety requires trust between the public and the agencies sworn to keep them safe. With this in mind, I ask that you rebuke unlawful spying on activity protected by the First Amendment and the California Constitution, and take immediate action to prevent further harm by banning real-time SFPD use of private surveillance camera systems and data dumps of footage from those systems.

Respectfully,

Megan Bute

From:	Jean Lindgren
To:	Preston, Dean (BOS); Fewer, Sandra (BOS); Haney, Matt (BOS); Mandelman, Rafael (BOS); Mar, Gordon (BOS); Peskin, Aaron (BOS); Ronen, Hillary; Safai, Ahsha (BOS); Stefani, Catherine (BOS); Walton, Shamann (BOS); Yee, Norman (BOS); Board of Supervisors, (BOS)
Subject:	Stop SFPD"s illegal use of private cameras to spy on Black-led protests against police violence.
Date:	Wednesday, October 14, 2020 12:23:01 AM

This message is from outside the City email system. Do not open links or attachments from untrusted sources.

Dear members of the Board of Supervisors,

As a San Francisco resident, I am writing to urge you to prohibit the San Francisco Police Department (SFPD) and other city agencies from making real-time use of private networks of surveillance cameras, and from obtaining data dumps of footage from these systems.

With overwhelming Board support, the Stop Secret Surveillance ordinance was adopted to empower the people of San Francisco to participate in meaningful decisions about government surveillance technology and to prohibit city use of face recognition technology. The Electronic Frontier Foundation recently revealed that, without notifying the public or the Board of Supervisors, the SFPD established real-time access to the Union Square Business Improvement Districts' surveillance camera system. The SFPD did so in order to spy on protests calling for an end to police violence against Black people. Situations like this are precisely what the ordinance was passed to prevent.

As you know, the Stop Secret Surveillance ordinance is the result of robust and open debate among the city's residents, civil society organizations, and government stakeholders. In providing an opportunity for robust and informed community engagement before adopting technologies with the power to chill free speech and disproportionately burden marginalized members of our community, the Stop Secret Surveillance Ordinance puts into action the values that make our city a shining light in a troubled nation.

Public safety requires trust between the public and the agencies sworn to keep them safe. With this in mind, I ask that you rebuke unlawful spying on activity protected by the First Amendment and the California Constitution, and take immediate action to prevent further harm by banning real-time SFPD use of private surveillance camera systems and data dumps of footage from those systems.

Respectfully,
Jean Lindgren
389 Guerrero Street
San Francisco, CA
Email: earthspiritsf@gmail.com

From:	Mark Sullivan
To:	Preston, Dean (BOS); Fewer, Sandra (BOS); Haney, Matt (BOS); Mandelman, Rafael (BOS); Mar, Gordon (BOS); Peskin, Aaron (BOS); Ronen, Hillary; Safai, Ahsha (BOS); Stefani, Catherine (BOS); Walton, Shamann (BOS); Yee, Norman (BOS); Board of Supervisors, (BOS)
Subject:	Stop SFPD"s illegal use of private cameras to spy on Black-led protests against police violence.
Date:	Wednesday, October 14, 2020 2:02:08 AM

This message is from outside the City email system. Do not open links or attachments from untrusted sources.

Dear members of the Board of Supervisors,

I am a San Francisco resident who is writing to urge you to prohibit the San Francisco Police Department (SFPD) and other city agencies from making real-time use of private networks of surveillance cameras, and from obtaining data dumps of footage from these systems.

With overwhelming Board support, the Stop Secret Surveillance ordinance was adopted to empower the people of San Francisco to participate in meaningful decisions about government surveillance technology and to prohibit city use of face recognition technology. The Electronic Frontier Foundation recently revealed that, without notifying the public or the Board of Supervisors, the SFPD established real-time access to the Union Square Business Improvement Districts' surveillance camera system. The SFPD did so in order to spy on protests calling for an end to police violence against Black people. Situations like this are precisely what the ordinance was passed to prevent.

As you know, the Stop Secret Surveillance ordinance is the result of robust and open debate among the city's residents, civil society organizations, and government stakeholders. In providing an opportunity for robust and informed community engagement before adopting technologies with the power to chill free speech and disproportionately burden marginalized members of our community, the Stop Secret Surveillance Ordinance puts into action the values that make our city a shining light in a troubled nation.

Public safety requires trust between the public and the agencies sworn to keep them safe. With this in mind, I ask that you rebuke unlawful spying on activity protected by the First Amendment and the California Constitution, and take immediate action to prevent further harm by banning real-time SFPD use of private surveillance camera systems and data dumps of footage from those systems.

Respectfully,
Mark Sullivan

From:	Dustin Palmer
To:	Preston, Dean (BOS); Fewer, Sandra (BOS); Haney, Matt (BOS); Mandelman, Rafael (BOS); Mar, Gordon (BOS); Peskin, Aaron (BOS); Ronen, Hillary; Safai, Ahsha (BOS); Stefani, Catherine (BOS); Walton, Shamann (BOS); Yee, Norman (BOS); Board of Supervisors, (BOS)
Subject:	Stop SFPD"s illegal use of private cameras to spy on Black-led protests against police violence.
Date:	Wednesday, October 14, 2020 11:40:33 AM

This message is from outside the City email system. Do not open links or attachments from untrusted sources.

Dear members of the Board of Supervisors,

As a San Francisco resident, I am writing to urge you to prohibit the San Francisco Police Department (SFPD) and other city agencies from making real-time use of private networks of surveillance cameras, and from obtaining data dumps of footage from these systems.

With overwhelming Board support, the Stop Secret Surveillance ordinance was adopted to empower the people of San Francisco to participate in meaningful decisions about government surveillance technology and to prohibit city use of face recognition technology. The Electronic Frontier Foundation recently revealed that, without notifying the public or the Board of Supervisors, the SFPD established real-time access to the Union Square Business Improvement Districts' surveillance camera system. The SFPD did so in order to spy on protests calling for an end to police violence against Black people. Situations like this are precisely what the ordinance was passed to prevent.

As you know, the Stop Secret Surveillance ordinance is the result of robust and open debate among the city's residents, civil society organizations, and government stakeholders. In providing an opportunity for robust and informed community engagement before adopting technologies with the power to chill free speech and disproportionately burden marginalized members of our community, the Stop Secret Surveillance Ordinance puts into action the values that make our city a shining light in a troubled nation.

Public safety requires trust between the public and the agencies sworn to keep them safe. With this in mind, I ask that you rebuke unlawful spying on activity protected by the First Amendment and the California Constitution, and take immediate action to prevent further harm by banning real-time SFPD use of private surveillance camera systems and data dumps of footage from those systems.

Respectfully,
Dustin

From:	Jacob Mortensen
To:	Preston, Dean (BOS); Fewer, Sandra (BOS); Haney, Matt (BOS); Mandelman, Rafael (BOS); Mar, Gordon (BOS); Peskin, Aaron (BOS); Ronen, Hillary; Safai, Ahsha (BOS); Stefani, Catherine (BOS); Walton, Shamann (BOS); Yee, Norman (BOS); Board of Supervisors, (BOS)
Subject:	SFPD"s use of private cameras to spy on LEGAL protesters
Date:	Wednesday, October 14, 2020 4:13:09 PM

This message is from outside the City email system. Do not open links or attachments from untrusted sources.

Dear members of the Board of Supervisors,

As a San Francisco resident, I am writing to urge you to prohibit the San Francisco Police Department (SFPD) and other city agencies from making real-time use of private networks of surveillance cameras, and from obtaining data dumps of footage from these systems.

With overwhelming Board support, the Stop Secret Surveillance ordinance was adopted to empower the people of San Francisco to participate in meaningful decisions about government surveillance technology and to prohibit city use of face recognition technology. The Electronic Frontier Foundation recently revealed that, without notifying the public or the Board of Supervisors, the SFPD established real-time access to the Union Square Business Improvement Districts' surveillance camera system. The SFPD did so in order to spy on protests calling for an end to police violence against Black people. Situations like this are precisely what the ordinance was passed to prevent.

Public safety requires trust between the public and the agencies sworn to keep them safe. With this in mind, I ask that you rebuke unlawful spying on activity protected by the First Amendment and the California Constitution, and take immediate action to prevent further harm by banning real-time SFPD use of private surveillance camera systems and data dumps of footage from those systems.

Respectfully,
Jacob Mortensen

From:	Yves Avérous
To:	Preston, Dean (BOS); Fewer, Sandra (BOS); Haney, Matt (BOS); Mandelman, Rafael (BOS); Mar, Gordon (BOS); Peskin, Aaron (BOS); Ronen, Hillary; Safai, Ahsha (BOS); Stefani, Catherine (BOS); Walton, Shamann (BOS); Yee, Norman (BOS); Board of Supervisors, (BOS)
Subject:	Stop SFPD"s illegal use of private cameras to spy on Black-led protests against police violence.
Date:	Wednesday, October 14, 2020 9:23:48 PM

This message is from outside the City email system. Do not open links or attachments from untrusted sources.

Dear members of the Board of Supervisors,

As a San Francisco resident, I am writing to urge you to prohibit the San Francisco Police Department (SFPD) and other city agencies from making real-time use of private networks of surveillance cameras, and from obtaining data dumps of footage from these systems.

With overwhelming Board support, the Stop Secret Surveillance ordinance was adopted to empower the people of San Francisco to participate in meaningful decisions about government surveillance technology and to prohibit city use of face recognition technology. The Electronic Frontier Foundation recently revealed that, without notifying the public or the Board of Supervisors, the SFPD established real-time access to the Union Square Business Improvement Districts' surveillance camera system. The SFPD did so in order to spy on protests calling for an end to police violence against Black people. Situations like this are precisely what the ordinance was passed to prevent.

As you know, the Stop Secret Surveillance ordinance is the result of robust and open debate among the city's residents, civil society organizations, and government stakeholders. In providing an opportunity for robust and informed community engagement before adopting technologies with the power to chill free speech and disproportionately burden marginalized members of our community, the Stop Secret Surveillance Ordinance puts into action the values that make our city a shining light in a troubled nation.

Public safety requires trust between the public and the agencies sworn to keep them safe. With this in mind, I ask that you rebuke unlawful spying on activity protected by the First Amendment and the California Constitution, and take immediate action to prevent further harm by banning real-time SFPD use of private surveillance camera systems and data dumps of footage from those systems.

Respectfully,

Yves Averous

From:	Board of Supervisors, (BOS)
To:	BOS-Supervisors
Subject:	FW: Your resolution against the India Citizenship Amendment Act
Date:	Monday, October 5, 2020 11:29:00 AM

From: Inagala Reddy <idreddy@hotmail.com>
Sent: Friday, October 2, 2020 3:29 PM
To: Board of Supervisors, (BOS) <board.of.supervisors@sfgov.org>
Subject: Fw: Your resolution against the India Citizenship Amendment Act

This message is from outside the City email system. Do not open links or attachments from untrusted sources.

Israel worked diligently to repatriate Jews from Ethiopia and various countries of the Middle East and former Soviet Union. This was done to protect the Jews from potential harm.

In a similar fashion, India is trying to protect the Hindu minorities from atrocities by the majority islamic populations in Pakistan, Afghanistan and Bangladesh by offering them Indian citizenship. The Citizenship Amendment Act does not discriminate against the existing Muslim citizens of India. You are arguing the fact that India should offer Indian citizenship to muslims as well from islamic countries. Does that make sense to you?

India is the only Hindu majority country in the world. Let Hindus be protected against muslim atrocities. If you live among majority muslim populations in these countries, you will understand the enormous pressures and atrocities that the majority muslims place on the minorities.

There have been massacres of Hindus in Kashmir, Pakistan, Bangladesh and Afghanistan. Your board has stayed silent during all these massacres. There has to be a reason behind you passing this unfair resolution. Not that India is going to give a hoot about your resolution. However, as a Hindu individual, your resolution stings. Either you have been influenced by the communists in china or the islamists or both. Lastly, it could just be your ignorance and lack of effort in researching these issues before you pass resolutions.

You should stick to providing homes for your homeless, bringing peace to the streets of your metropolis and lifting up your citizens economically. Do not waste your time on issues that do not concern your board. CAA is for protecting Hindus in muslim-majority countries. Do not try to place obstacles in the way of these protections. If harm comes to Hindus because of your efforts, that will not be taken kindly by the Hindu nation. We have your eyes on you.

From:	ProjectosY Data
To:	Press Office, Mayor (MYR); Breed, Mayor London (MYR); Board of Supervisors, (BOS); Yee, Norman (BOS); PrestonStaff (BOS); Marstaff (BOS); MandelmanStaff, [BOS]; Fewer, Sandra (BOS); Stefani, Catherine (BOS); RonenStaff (BOS); Waltonstaff (BOS)
Cc:	Dan.Gentile@sfgate.com; assignmentdesk@kqed.org; newsdesk@kpix.com; amonifa@kpix.cbs.com; berry@kron.com; breakingnews@kron4.com; cristina.gastelu@ktvu.com; agraff@sfgate.com; Dudley.Althaus@wsj.com; editorial@elmensajero.com; geoff.glaub@abc.com; glenn.adams@abc.com; johnmecklin@sfweekly.com; jose.cordoba@wsj.com; juan.montes@wsj.com; juliechin@abc-sf.com; kcbsnewsdesk@cbs.com; kftynew@clearchannel.com; KGO-TV.Programming@abc.com; Letter.editor@edit.wsj.com; newstips@nbc11.com; newstips@sfexaminer.com; noticas14@univision.net; rob.roth@ktvu.com; rosenheim@kpix.cbs.com; rramirez@kqed.org; santiago.perex@wsj.com; swong@asianweek.com; tracy@elmensajero.com; uReport@kgo-tv.com; jpeluffo71@hotmail.com; dibarra68@gmail.com; tarvesu@univision.net; milagrosdelgado@univision.net
Subject:	Affordable, widely available COVID testing and opening all schools quickly
Date:	Friday, October 2, 2020 1:24:27 PM

This message is from outside the City email system. Do not open links or attachments from untrusted sources.

Dear SF Mayor London Breed and Board of Supervisors,

Thank you for your work during these challenging pandemic times. I have a couple of questions and concerns.
What are the efforts to have COVID testing that is affordable with quick turnaround results and widely available? Covid tests that are not so accurate and affordable would be a much better option than highly accurate, expensive testing.

COVID is a real and a nasty disease. However, not opening schools does not seem to be the right approach. Children and adolescents need plenty of social interactions because of their developmental age. It is biology. We cannot go against it!

Not allowing to quickly opening schools for children and adolescents is not acceptable. Targeted quarantine due to a positive COVID test would be much better for the benefit of children and adolescents.

Could you make your priority to expedite the opening of schools from High Schools to Kindergarten? with modified schooling -combination of distance learning and face-to-face instruction and all the precautions: masks, social distancing, outdoor classrooms, small groups, and so forth. Not quickly allowing High Schools to Kindergarteners to open is not acceptable. We need affordable and widely available testing even if it is not so accurate. (Of course, a vaccine is ideal, but vaccines take time to develop.) Please let me know your efforts towards this.
With all due respect,
A concerned SF resident

From:	Board of Supervisors, (BOS)
To:	BOS-Supervisors
Subject:	FW: FW: Touchstone Climbing Gym Suddenly Closed
Date:	Friday, October 2, 2020 9:03:00 AM
Attachments:	Touchstone Letter from CEO.pdf

From: Jordan Crosby <jordaniscrosby@gmail.com>
Sent: Friday, October 2, 2020 8:07 AM
To: Ronen, Hillary <hillary.ronen@sfgov.org>; Board of Supervisors, (BOS) <board.of.supervisors@sfgov.org>
Subject: Re: FW: Touchstone Climbing Gym Suddenly Closed

Supervisor Ronen,

Thank you so much for your support of this cause. While it may seem unimportant to open the climbing gyms, the precedent of closing a business in a call for "public safety" with no scientific basis is the largest concern here.

I have not yet heard from DPH.

I have been in close contact with employees at Touchstone gyms who are not only eager to get this resolved, but whose livelihoods depend on it. Each day Touchstone gyms remain closed, they move closer and closer to bankruptcy.

I have also attached the new letter from the CEO of Touchstone explaining the current situation, along with a more detailed list of reasons this ordinance is unjust.

Thanks again for your help, I hope this is resolved soon.

Jordan Crosby

On Tue, Sep 29, 2020 at 3:21 PM Ronen, Hillary <hillary.ronen@sfgov.org> wrote:

> Jordan's email is compelling. Can DPH please respond and copy me on the response? Thank you. Hillary
>
> Sent from Mail for Windows 10
>
> **From:** Board of Supervisors, (BOS)
> **Sent:** Friday, September 25, 2020 10:35 AM
> **To:** BOS-Supervisors
> **Subject:** FW: Touchstone Climbing Gym Suddenly Closed

From: Jordan Crosby <jordaniscrosby@gmail.com>
Sent: Thursday, September 24, 2020 5:52 PM
To: Board of Supervisors, (BOS) <board.of.supervisors@sfgov.org>
Subject: Touchstone Climbing Gym Suddenly Closed

This message is from outside the City email system. Do not open links or attachments from untrusted sources.

Dear Supervisors of San Francisco,

I am writing to you concerning the recent closure of the popular Touchstone climbing gyms Mission Cliffs and DogPatch Boulders located in the Mission and Dogpatch.

While the gym recently opened with limited capacity, strict covid-19 restrictions, and a tight reservation system for members only, it has suddenly closed due to a new regulation initiated by the mayor's office. This regulation cited that climbing gyms cannot operate due to "*the difficulty with adequately disinfecting (the wall) between each use*"...

Before this ordinance, I have been very pleased with cities' use of scientific driven policy to reduce the spread of COVID-19. This is why the new ordinance comes as a shock. Not only is the risk of surface transmission extremely low; this combined with compulsory hand sanitizer use between climbs, masks to limit spread of droplets, and temperature and symptom check before entering make this spreading event *extremely extremely* unlikely. In addition, a recent study from the University of Colorado at Boulder conducted a study showing the antiviral properties of chalk which covers the climbing holds on these walls. In summation, you have a much higher chance catching covid-19 on your *commute* to the gym, than at the gym itself.

With that said, let's imagine that this argument is not enough. You don't care that the risk of viral spread at the gym is astronomically low, and choose to keep it closed. Then what? When would these gyms **EVER** meet the criteria to open in San Francisco? Are we going to wait until mass vaccinations and new cases drop to <1 daily per 100k residents? For reference, this is only met with <9 positive tests per day. The city is currently at **64**. If this is the case, then the city should basically **bulldoze** these gyms and repurpose the land into a new "*outdoor dining gazebo*" that London Breed can walk through and call a "*great success*" as she takes pictures for the chronicle.

What I dislike most about this decision is the precedent it sets. It seems as if science has gone out the window, and the mayor's office can wave its magic wand to condemn businesses into bankruptcy. Not to mention banning residents from participating in an activity they not only love, but rely on to maintain a healthy lifestyle.

I am well versed on COVID-19 and even built a website to track and monitor the trends of COVID-19 within the city and greater Bay Area. The city is in insanely great shape to begin allowing more non-essential businesses to operate, and more so allow residents to engage in activities marginally more "dangerous" than being locked inside your home.

I ask again: if not now, then ***when***?

As my supervisor in this city, I ask you to do everything in your power to retract this ordinance, and push for a greater use of scientific based policy to drive decisions within the government. If you won't do that for me and the thousands of climbers in my community, then I will do everything I can to create a reasonable government whose purpose is to actually represent the views of its constituents.

Thank you, and I look forward to your helping hand in this fight against psuedo-science.

Jordan Crosby

From: **Touchstone Climbing** info@touchstoneclimbing.com
Subject: A Letter to our Bay Area Members from the CEO
Date: September 29, 2020 at 11:33 AM
To: jordaniscrosby@gmail.com

TC

TOUCHSTONE
CLIMBING

Dear Touchstone Climbing Member,

Your health and safety is our primary concern, as it must be in the business of indoor climbing. Those of you who climbed at our gyms under our COVID-19 protocols can attest to our diligence and the safety of both the environment and the activity. We were encouraged by the recent CDC revised guidance that preventing aerosolization by wearing masks is the key to public health, and not the cleaning of surfaces. This has been backed up by highly respected infectious disease experts, including those at UCSF, who have concluded “the surface issue has essentially gone away.” https://www.sfchronicle.com/health/article/Coronavirus-FAQ-How-long-does-it-stay-on-15152021.php And county health officers who are considered thought leaders, including Dr. Cody in Santa Clara and Dr. Morrow in San Mateo, have not concluded that climbing gyms constitute any special risk, and have allowed them to open.

It is for these reasons we were so disheartened by the ban on climbing walls issued by the Department of Health by San Francisco. In an extraordinary step not taken by a single other local or state health department, San Francisco decided that, “Pending further developments, climbing walls are banned due to the difficulty with adequately disinfecting between each use.” We have reached out to the City to reconsider its decision, based on the most current and reliable science on how COVID-19 is spread. Those of you following the science, and those in epidemiology, will I believe agree with the statements we have made to San Francisco’s County Health Department (letter attached below). There have been “further developments” and they side with what should be an understanding that the single sentence ban was hasty and ill-informed.

We have also forwarded video footage, illustrating the obvious benefit of the volumes of our spaces, especially with protocols in place, especially with capacity at a tenth or quarter of normal, especially relative to the other businesses in the order which are small-volume health clubs with aerobic exercise, and indoor restaurants where patrons are unmasked. We were allowed to open in Los Angeles for a few weeks, with no known incident. The entire country’s

climbing gyms are open, and we know of no climbing gym related incidents. Virtually all climbing gyms use the same software, which is superior in contract tracing ability to any I have heard of.

After weeks of calls, we were informed last night, with no supporting evidence, that our appeals had been rejected by San Francisco. We can now only hope that a non-science-based rule like the one dictated above does not propagate.

If you feel so inclined, please speak out on our behalf. We ask that any supporters respect that Public Health departments are staffed with dedicated professionals doing a great service to our community. They likely do not understand how well climbing gyms are able to mitigate risk through enforced mask wearing, hand sanitizing, and robust contact tracing. As it is, climbing gyms might as well be singled out to never open—not at 25%, or 10%, or ever. If you haven't yet climbed at a Touchstone gym post-COVID, please consider asking someone who did. I can't think of an environment with less risk than our operations under the protocols we have in place. The primary decision is with San Francisco's Department of Public Health, dph.doc.ops.infoguidance@sfdph.org, with input from the City Attorney, healthorderappeals@sfcityatty.org, and presumably mayorlondonbreed@sfgov.org. Please be respectful with any input you feel you can contribute. We are aligned in our interest to maximize public and private safety.

Thank you for your consideration and support,

Mark Melvin
CEO, Touchstone Climbing Inc.

San Francisco County Health Department
101 Grove St., Room #308
San Francisco, CA 94102

Dear Dr. Aragon,

I am writing to ask that the Department of Public Health change its September 14, 2020 guidance "banning" climbing walls "at the current time" so that Touchstone may open its two San Francisco gyms. As the operator of 12 indoor climbing gyms in California, and owned by more than 40 rock climbers, we have been carefully following developments in the science of COVID-19 transmission. On Friday, September 18, the Centers for Disease Control published its new conclusion, consistent with scientific consensus, that COVID-19 transmission is

primarily via aerosols.[1] Furthermore, the scientific consensus is now that fomite (surface) transmission of COVID-19 is rare, and perhaps impossible, in a nonclinical masked setting like our climbing gyms.[2] This is even further mitigated in a climbing gym setting because of the scientifically recognized antiviral properties of climbing chalk, which is ubiquitously and constantly used by climbers and boulderers.[3]

In addition to comparing favorably to restaurants where patrons are necessarily unmasked, our large climbing gyms also compare favorably to all other indoor locations, with our high ceilings, expansive floor space, and well-ventilated air volume.[4] Even assuming virus could be aerosolized in a fully-masked, nonclinical environment, these climbing gym conditions mitigate potential transmission of aerosolized virus.

We are a business and an industry that takes public risk seriously. We would be pleased to host you at our gyms so that you can confirm how our facilities and protocols make for minimal COVID-19 transmission risk. We require masks at all times (including during climbing), require the use of hand sanitizer, and require social distancing (which is easy to accomplish in our large spaces). Given our stringent, tested systems and the scientific evidence, we feel confident that you will recognize the extremely low risk of COVID-19 transmission via indoor climbing at our gyms, both on an absolute basis and relative to other businesses and activities that are currently sanctioned.

In addition to requiring a temperature check and symptom screening of everyone entering the gyms and a written agreement from every user to report any positive tests for COVID-19 to us, Touchstone is also able to fully contact trace every gym user. We have contact information for each user and check everyone in and out. Our software allows us to determine any overlap between users, including the duration of that overlap. We will easily be able to notify any users that might have been in the facility with anyone who may test positive for COVID-19 at any point. This robust contact tracing is something that very few other types of business can provide, and due to this system climbing gyms have been able to monitor if any outbreaks have been traced back to them. **We have been in regular contact with most of the major national climbing gym chains and have not learned of a single outbreak associated with a climbing gym in the US.** Planet Granite, which also has a San Francisco location, currently has 11 gyms open across the country and they have not reported a single case of spread at any of their facilities. We saw a similar zero transmission rate for the four weeks that six of our locations were open in late June and early July in Los Angeles.

We realize that you are extremely busy, but your decision is of the utmost importance to us. Touchstone eventually had to lay off hundreds of very good people in August due to the continued mandated gym closures. We are bleeding money to keep on the rest of our

employees. We are not a chain that can rely on out-of-state operations, or private equity deep pockets. We are just Bay Area climbers who had a vision 25 years ago, and are struggling to maintain it and our employees.

Please call me so that we can discuss whether DPH will be adopting new guidance in light of the recent science from the CDC and other sources.

Thank you for your consideration,
Mark Melvin
CEO, Touchstone Climbing Inc.

[1] CDC: "COVID-19 most commonly spreads

- *Between people who are in close contact with one another (within about 6 feet).*
- *Through respiratory* ***droplets or small particles, such as those in aerosols, produced when an infected person coughs, sneezes, sings, talks, or breathes****.*
    - *These* ***particles can be inhaled*** *into the nose, mouth, airways, and lungs and cause infection.* ***This is thought to be the main way the virus spreads."***

(bolded text in the original)
https://web.archive.org/web/20200919084809/https://www.cdc.gov/coronavirus/2019-ncov/prevent-getting-sick/how-covid-spreads.html

[2] CDC: "Spread from touching surfaces is not thought to be the main way the virus spreads." *https://web.archive.org/web/20200920013006/https://www.cdc.gov/coronavirus/2019-ncov/prevent-getting-sick/how-covid-spreads.html;*

[3] Virologist Dr. Maitreyi Shivkumar, microbiologist Dr. Katie Laird, and postdoctoral researcher Dr. Lucy Owen undertook a study at DMU to "assess whether coronavirus can survive in climbing chalk and if it remains infectious to people." Dr. Shivkumar said that ***"the findings of our study suggest that chalk powder inactivates the infectivity of the virus and is therefore unlikely to harbour coronaviruses like SARS-CoV-2."*** *You can read the report here: https://www.dmu.ac.uk/about-dmu/news/2020/september/research-shows-climbing-chalk-is-unlikely-to-transmit-coronavirus.aspx*

[4] Our two gyms in San Francisco are 25,000+ sq/ft facilities and extremely well-ventilated with ceilings at heights of 55ft and 25ft.

Touchstone Climbing
2295 Harrison Street, San Francisco, CA
Unsubscribe - Unsubscribe Preferences