

# OFFICE OF THE DISTRICT ATTORNEY

---

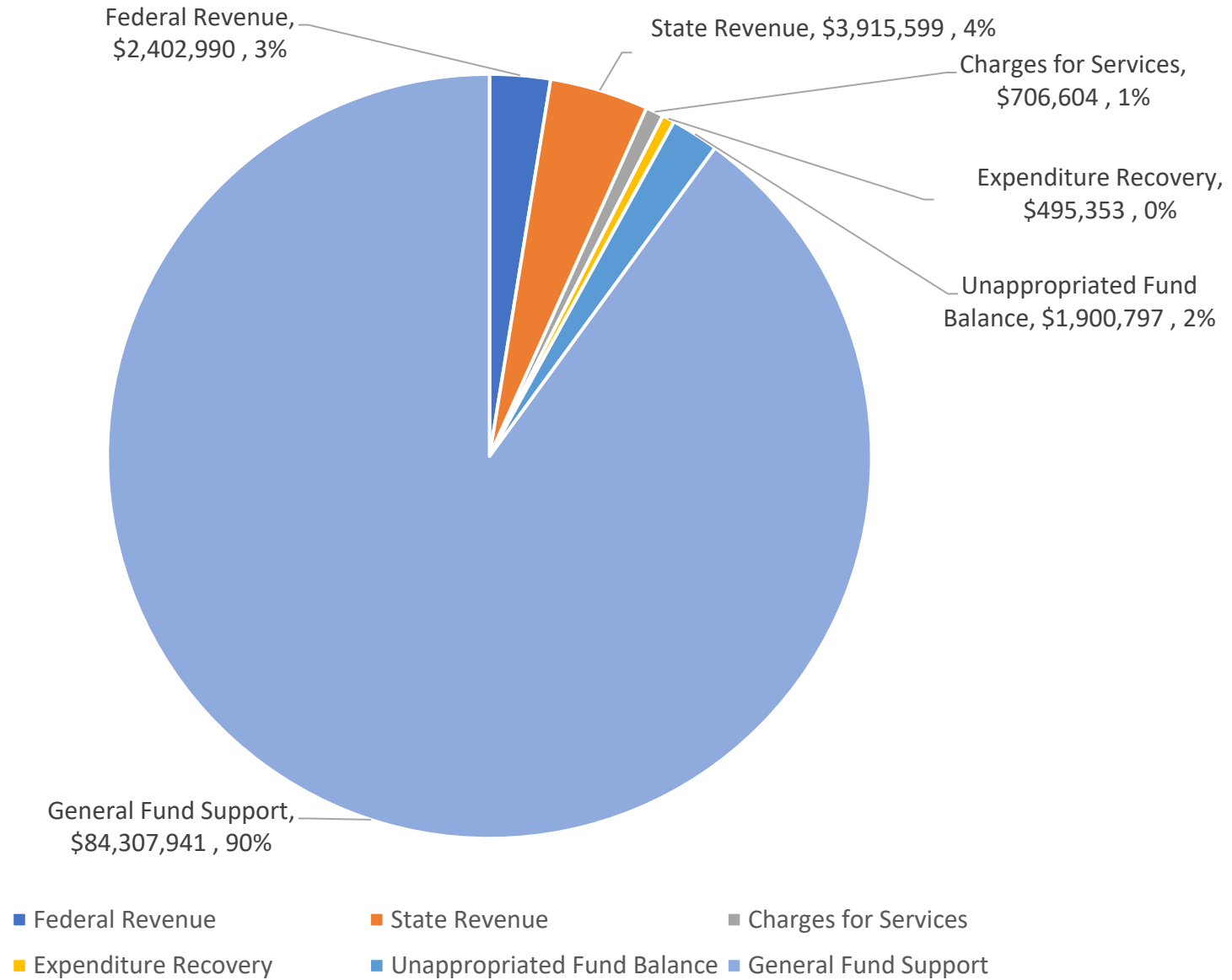
- **District Attorney Brooke Jenkins**
- Budget and Finance Committee
- Fiscal Years 2024-25 & 2025-26



# MISSION

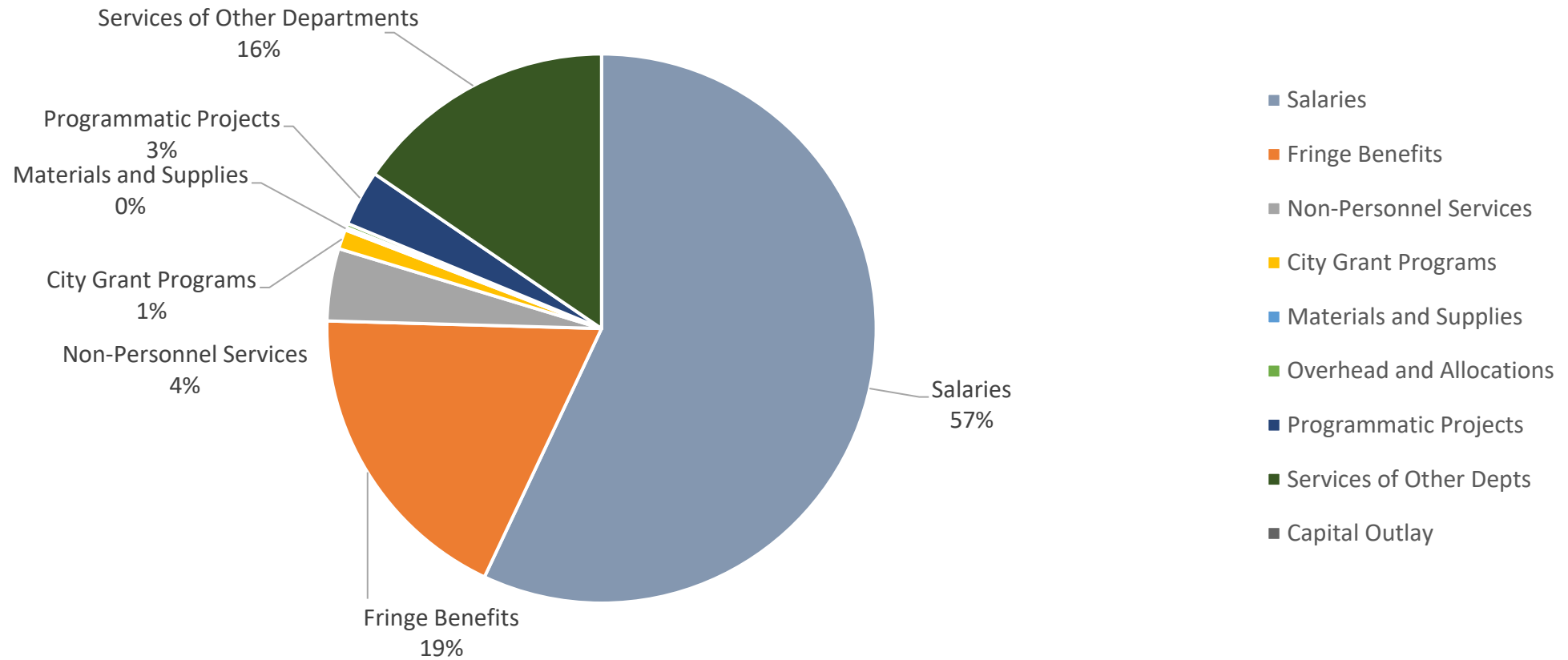
- Prioritize public safety by restoring accountability and appropriate consequences to the criminal justice system;
- The Department believes in responsible reforms, giving offenders the opportunity to address the root causes of their criminal behavior, and developing innovative programs to serve as tools for rehabilitation;
- SFDA is committed to creating a safer, stronger San Francisco that supports crime victims, survivors, and their loved ones; and
- The office is dedicated to reducing mass incarceration and recidivism, while eliminating racial and class inequities in the criminal justice system.

# SOURCE OF FUNDS



# EXPENDITURE OVERVIEW - Type

---



# BUDGET CHANGES

## Budget Year

	2023-24 Original Budget	2024-25 Proposed Budget	Change From 2023-24	Percent Change
Total Budget:	\$89,560,041	\$93,729,284	\$4,169,243	4.7%

## Budget Year + 1

	2024-25 Proposed Budget	2025-26 Proposed Budget	Change From 2024-25	Percent Change
Total Budget:	\$93,729,284	\$96,467,612	\$2,738,328	2.9%

# POSITION CHANGES

## Budget Year

	2023-24 Original Budget	2024-25 Proposed Budget	Change From 2023-24	Percent Change
Total FTE:	295.29	293.75	(1.54)	(-.5%)

## Budget Year + 1

	2024-25 Proposed Budget	2025-26 Proposed Budget	Change From 2024-25	Percent Change
Total FTE:	293.75	293.55	(.20)	(.1%)

# Key Workload Measures – as of June 2024

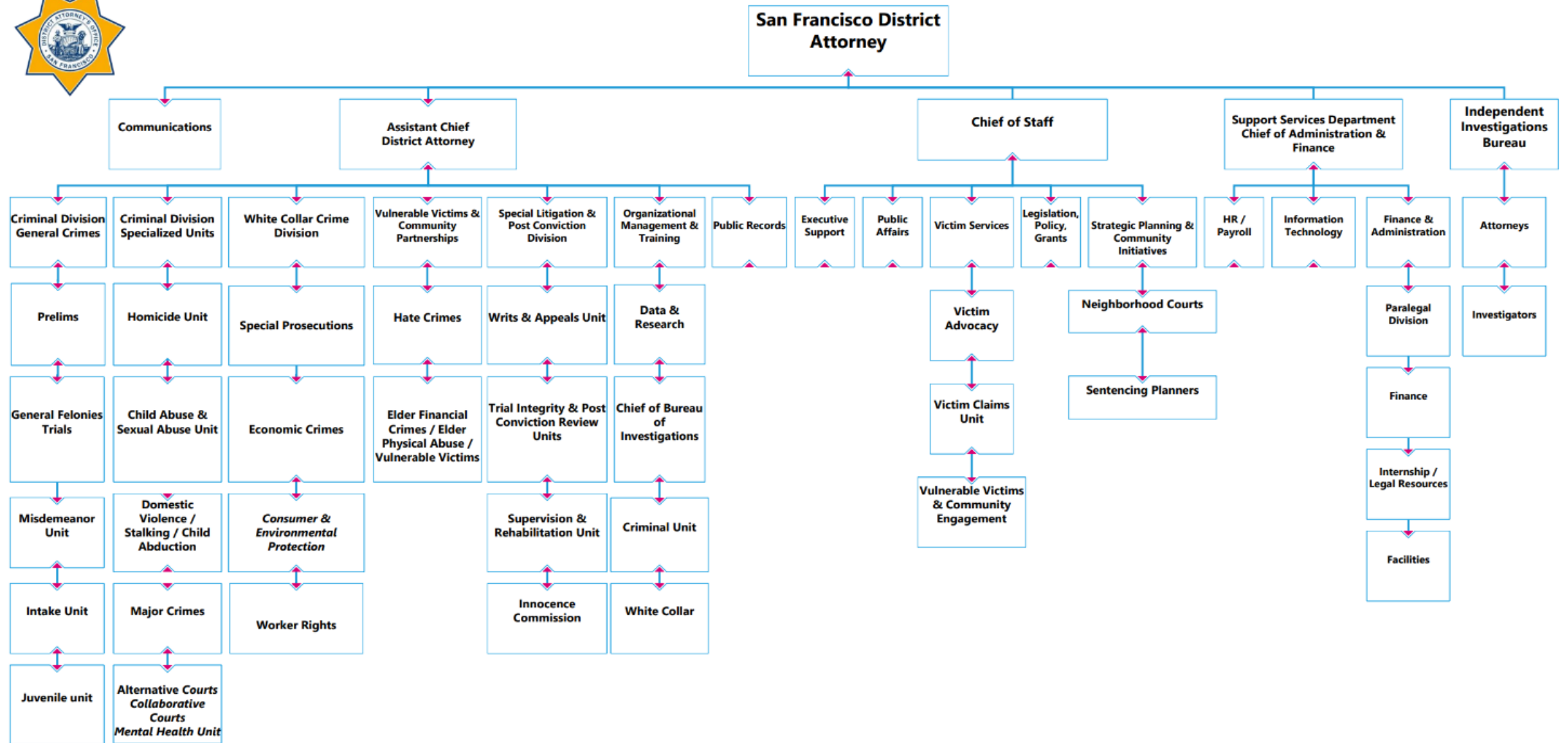
- Approximately 5,896 criminal cases pending
- Preliminary Hearings: 104 cases per attorney
- General Felonies: 83 cases per attorney
- Homicide: 16 cases per attorney (*majority cases go to trial*)
- Domestic Violence: Felony - 45 cases per attorney
- Domestic Violence: Misdemeanor - 51 cases per attorney
- Major Crimes: 36 cases per attorney
- Vulnerable Victims: 53 cases per attorney
- Child & Sex Assault: 32 cases per attorney
- Collaborative Court: 152 cases per attorney
- Victim Services Active Cases: 7,984
- Victim Advocates General Caseload: 347 victims per advocate
- Legal Support Staff – Discover 2,273 discovery packets per month
- Legal Support Staff – projected to discover 1,270,896 pages of discovery per year
- Managed/discovered over 2.2 million digital files in the last six months

# BUDGET PRIORITIES

- Prosecute serious and violent crimes and address emerging crime trends as workloads increase and become more complex;
  - Maintain and enhance the legal support infrastructure
  - Maintain and enhance IT infrastructures
- Ensure survivors, victims, and their families receive the necessary support and assistance to heal from the impacts of crime;
  - \$1.5 million in CAL-OES Violence of Crime Act Funding (VOCA) losses since January 2024



# DISTRICT ATTORNEY ORGANIZATIONAL STRUCTURE



## District Attorney Vacancy Report

Job Title	Total Funded FTE	Total Filled FTE	Total Vacant FTE
0922 - Manager I	2.91	2.00	0.91
0923 - Manager II	1.00	1.00	-
0923 - Manager II	2.00	2.00	-
0931 - Manager III	2.00	2.00	-
0932 - Manager IV	2.00	2.00	-
0933 - Manager V	1.00	1.00	-
0943 - Manager VIII	1.00	1.00	-
0954 - Dep Dir IV	1.00	1.00	-
1043 - IS Engineer-Senior	2.00	2.00	-
1054 - IS Business Analyst-Principal	1.00	1.00	-
1092 - IT Operations Support Admin II	2.00	2.00	-
1093 - IT Operations Support Admn III	2.00	2.00	-
1094 - IT Operations Support Admin IV	0.95	-	0.95
1226 - Chf Payroll & Personnel Clerk	1.00	1.00	-
1246 - Prin Human Resources Analyst	1.00	1.00	-
1404 - Clerk	1.00	1.00	-
1458 - Legal Secretary 1	2.84	1.00	1.84
1654 - Accountant III	1.00	1.00	-
1670 - Financial Systems Supervisor	1.00	1.00	-
1822 - Administrative Analyst	1.91	1.22	0.69
1823 - Senior Administrative Analyst	3.00	2.00	1.00
1824 - Pr Administrative Analyst	3.00	3.00	-
1844 - Senior Management Assistant	1.00	1.00	-
8129 - Victim/Witness Investigator 1	25.46	20.20	5.26
8131 - Victim/Witness Investigator 2	10.40	10.32	0.07
8132 - DA Investigative Assist	1.32	-	1.32
8133 - Victim/Witness Investigator 3	18.53	17.34	1.19
8135 - Asst Chf Victim/Wit Invstgtor	6.93	5.00	1.93
8146 - District Atty's Investigator	4.91	2.00	2.91
8147 - Sr District Atty Investigator	4.07	3.85	0.22
8149 - Asst Chf Dist Atty's Invstgtor	2.00	2.00	-
8173 - Legal Assistant	33.78	35.00	(1.22)
8177 - Attorney (Civil/Criminal)	121.58	115.58	6.00
8181 - Assistant Chief Attorney 1	7.00	7.00	-
8182 - Head Atty, Civil & Criminal	14.34	14.00	0.34
8183 - Assistant Chief Attorney 2	1.00	1.00	-
8198 - District Attorney	1.00	1.00	-
8550 - Dist Atty Investigator (SFERS)	25.10	22.00	3.10
8552 - Sr DA Investigator(SFERS)	4.00	4.00	-
8554 - Asst Chf DA Invstgtor (SFERS)	3.00	2.00	1.00
8556 - Chf Distt Atty Inves (SFERS)	1.00	1.00	-
8558 - PrDAInvest,SpecUnit (SFERS)	1.00	1.00	-
9914 - Public Service Aide-Admin	1.27	9.80	(8.52)

# Historical Position Changes

	FY 2020-21 Budget	FY 2021-22 Budget	FY 2022-23 Budget	FY 2023-24 Budget	FY 2024-25 Proposed
<b>FTE Count</b>	266.83	282.99	283.24	295.29	293.75