

File No. 210477

Committee Item No. 6

Board Item No. 20

COMMITTEE/BOARD OF SUPERVISORS

AGENDA PACKET CONTENTS LIST

Committee: Rules Committee

Date Feb 22, 2022

Board of Supervisors Meeting

Date March 1, 2022

Cmte Board

- Motion
- Resolution
- Ordinance
- Legislative Digest
- Budget and Legislative Analyst Report
- Youth Commission Report
- Introduction Form
- Department/Agency Cover Letter and/or Report
- Memorandum of Understanding (MOU)
- Grant Information Form
- Grant Budget
- Subcontract Budget
- Contract/Agreement
- Form 126 - Ethics Commission
- Award Letter
- Application
- Form 700
- Vacancy Notice
- Information Sheet
- Public Correspondence

OTHER (Use back side if additional space is needed)

<input type="checkbox"/>	<input type="checkbox"/>	_____
<input type="checkbox"/>	<input type="checkbox"/>	_____
<input type="checkbox"/>	<input type="checkbox"/>	_____
<input type="checkbox"/>	<input type="checkbox"/>	_____
<input type="checkbox"/>	<input type="checkbox"/>	_____
<input type="checkbox"/>	<input type="checkbox"/>	_____
<input type="checkbox"/>	<input type="checkbox"/>	_____
<input type="checkbox"/>	<input type="checkbox"/>	_____
<input type="checkbox"/>	<input type="checkbox"/>	_____
<input type="checkbox"/>	<input type="checkbox"/>	_____

Completed by: Victor Young Date Feb 18, 2022

Completed by: _____ Date _____

1 [Appointments, Local Homeless Coordinating Board - Kelley Cutler, Del Seymour, and Nikon
2 Jeanell Guffey]

3 **Motion appointing Kelley Cutler, term ending October 21, 2023, and Del Seymour**
4 **(residency requirement waived), and Nikon Jeanell Guffey, terms ending October 21,**
5 **2022, to the Local Homeless Coordinating Board.**

6
7 MOVED, That the Board of Supervisors of the City and County of San Francisco does
8 hereby appoint the hereinafter designated persons to serve as members of the Local
9 Homeless Coordinating Board, pursuant to the provisions of Resolution Nos. 827-97 and 926-
10 99, for the terms specified:

11 Kelley Cutler, Seat 5, succeeding herself, term expired, must represent one or more
12 of the following homeless subpopulations: families with children; single adults; veterans; the
13 chronically homeless; unaccompanied youth; persons with HIV/AIDS; persons with substance
14 use disorders; the seriously mentally ill; and victims of domestic violence, dating violence,
15 sexual assault, and stalking, for the unexpired portion of a four-year term ending October 21,
16 2023;

17 Del Seymour (residency requirement waived), Seat 6, succeeding herself, term
18 expired, must represent one or more of the following homeless subpopulations: families with
19 children; single adults; veterans; the chronically homeless; unaccompanied youth; persons
20 with HIV/AIDS; persons with substance use disorders; the seriously mentally ill; and victims of
21 domestic violence, dating violence, sexual assault, and stalking, for the unexpired portion of a
22 four-year term ending October 21, 2022;

23 Nikon Jeanell Guffey, Seat 7, succeeding Sophia Isom, term expired, must represent
24 one or more of the following homeless subpopulations: families with children; single adults;
25 veterans; the chronically homeless; unaccompanied youth; persons with HIV/AIDS; persons

1 with substance use disorders; the seriously mentally ill; and victims of domestic violence,
2 dating violence, sexual assault, and stalking, for the unexpired portion of a four-year term
3 ending October 21, 2022; and, be it

4 FURTHER MOVED, That the Board of Supervisors makes the following findings:

- 5 1. The membership of the Local Homeless Coordinating Board has a goal to be
6 representative of the diversity of the City and County of San Francisco.
- 7 2. Applicant Del Seymour, who is not a resident of San Francisco, is a person with
8 experience that uniquely qualifies them to serve on the Local Homeless Coordinating
9 Board.
- 10 3. The Local Homeless Coordinating Board has attempted to fill the position, for which
11 Del Seymour was nominated, with an individual who is City a resident and who has the
12 specific experience, skills, and qualifications, but has been unable to do so at this time.
13 The Rules Committee has certified that Del Seymour is qualified to serve on the Local
14 Homeless Coordinating Board.
- 15 4. After exercising due diligence, the Board of Supervisors concludes that there is no
16 other possible representatives who is a resident of San Francisco, who has the specific
17 experience, skills, or qualifications possessed by this applicant, and who is willing to
18 serve on the Local Homeless Coordinating Board at this time; and, be it

19 FURTHER MOVED, That the Board of Supervisors waives the residency requirement
20 for Del Seymour, as is allowed in cases where no qualified City resident who is willing to serve
21 can be found, pursuant to Charter, Section 4.101(a)(2), that otherwise requires person(s)
22 appointed to boards, commissions, and advisory bodies established by legislative act of the
23 Board of Supervisors to be resident(s) of the City and County of San Francisco.

24
25

BOARD of SUPERVISORS



City Hall
1 Dr. Carlton B. Goodlett Place, Room 244
San Francisco 94102-4689
Tel. No. (415) 554-5184
Fax No. (415) 554-5163
TDD/TTY No. (415) 544-5227

Application for Boards, Commissions, Committees, & Task Forces

Name of Board/Commission/Committee/Task Force: Local Homeless Coordinating Board

Seat # (see Vacancy Notice for qualifications): 5

Full Name: Kelley Cutler

[Redacted] San Francisco, CA Zip Code: 94102

Occupation: Human Rights Organizer

Work Phone: 415-346-3740 Employer: Coalition on Homelessness

Business Address: 280 Turk Street San Francisco, CA Zip Code: 94102

Business Email: kcutler@cohsf.org Home Email: [Redacted]

Pursuant to Charter, Section 4.101(a)(2), Boards and Commissions established by the Charter must consist of residents of the City and County of San Francisco who are 18 years of age or older (unless otherwise stated in the code authority). For certain appointments, the Board of Supervisors may waive the residency requirement.

Check All That Apply:

Resident of San Francisco: Yes [X] No [] If No, place of residence: _____

18 Years of Age or Older: Yes [X] No []

Pursuant to Charter, Section 4.101(a)(1), please state how your qualifications represent the communities of interest, neighborhoods, and the diversity in ethnicity, race, age, sex, sexual orientation, gender identity, types of disabilities, and any other relevant demographic qualities of the City and County of San Francisco:

I am a queer San Franciscan with lived experience of homelessness. For two decades I have dedicated my work to organizing and working with homeless individuals to effect positive change in the way San Francisco responds to homelessness. I reside in the Tenderloin, the neighborhood with the most homeless individuals according to the past Point in Time counts and actively keep my ear to the ground among my neighbors, housed and unhoused alike.

Business and/or Professional Experience:

My experience in direct service includes working as an outreach worker and case manager at Larkin Street Youth Services. Additionally I was a social work intern in the Mayor's Office of HOPE working directly with Bevan Dufty. I am on the board at Hospitality House and on their program and policy committee for the past 6 years. I currently work as the Lead Human Rights Organizer at the Coalition on Homelessness where we actively organize people experiencing homelessness to be the leaders on solving homelessness.

Civic Activities:

For the past 4 years, I've served on the Local Homeless Coordinating Board in San Francisco and am actively working with faith communities to help them explore ways to support our unhoused neighbors.

Have you attended any meetings of the body to which you are applying? Yes No

An appearance before the Rules Committee may be required at a scheduled public hearing, prior to the Board of Supervisors considering the recommended appointment. Applications should be received ten (10) days prior to the scheduled public hearing.

Date: 01/26/2022

Applicant's Signature (required):



*(Manually sign or type your complete name.
NOTE: By typing your complete name, you are hereby consenting to use of electronic signature.)*

Please Note: Your application will be retained for one year. Once completed, this form, including all attachments, become public record.

FOR OFFICE USE ONLY:

Appointed to Seat #: _____ Term Expires: _____ Date Vacated: _____

BOARD of SUPERVISORS



City Hall
1 Dr. Carlton B. Goodlett Place, Room 244
San Francisco 94102-4689
Tel. No. (415) 554-5184
Fax No. (415) 554-5163
TDD/TTY No. (415) 544-5227

Application for Boards, Commissions, Committees, & Task Forces

Name of Board/Commission/Committee/Task Force: Local Homeless Cordinating Board

Seat # (see Vacancy Notice for qualifications): Seat 5, Seat 6, Seat 7, Seat 8.

Full Name: Nicholas Darnell Staton



Zip Code: 94102

Occupation: Marine-Veteran / Student

Work Phone: 571-242-4979 Employer: Department of Defense / US Treasury

Business Address: Academy of Art University Zip Code: 94102

Business Email: Nstaton225@gmail.com Home Email: [Redacted]

Pursuant to Charter, Section 4.101(a)(2), Boards and Commissions established by the Charter must consist of residents of the City and County of San Francisco who are 18 years of age or older (unless otherwise stated in the code authority). For certain appointments, the Board of Supervisors may waive the residency requirement.

Check All That Apply:

Resident of San Francisco: Yes [checked] No [] If No, place of residence: _____

18 Years of Age or Older: Yes [checked] No []

Pursuant to Charter, Section 4.101(a)(1), please state how your qualifications represent the communities of interest, neighborhoods, and the diversity in ethnicity, race, age, sex, sexual orientation, gender identity, types of disabilities, and any other relevant demographic qualities of the City and County of San Francisco:

For a time now, homelessness within the United States has been growing. In recent, it has apexed. It has come to the point where they are not asking for gratuity but instead, pleading for it. For a countless amount of time's, i have seen men and women of all ages plead infront of those who can so easily help, but do nothinging to provide.

Homelessness has become a normalityh in our day to day live's and that should not go unseen. To those not experiencing homelessness, they view tose that are as helpless. In my eyes, those who view the homeless as helpless are those who should be seen as the hopless.

It is within our own individual duties to provide such hope for those in despair.

Through me, i will propose such a method that could not only heal the beautiful city of San Francisco, but also each and every single individual living within, homeless and non-homeless.

(Applications must be submitted to BOS-Appointments@sfgov.org or to the mailing address listed above.)

Business and/or Professional Experience:

5 years in our United States Marine Corps.
Serving as an Enlisted Aviation Mechanic for the MV-22B Osprey VTOL aircraft, attached to Southern California.
1 tour of duty.
Completed military service honorably as a Non-Commissioned Officer.

Currently admitted into the -Academy of Art University-
Studying Industrial Design Engineering
With aims towards helping society, domestic and international.

Civic Activities:

Voting
Helping others to vote
Lending gratuity support to those in need.
Buying in bulk from food vendors and dispersing it to those in need
Admitting into clean energy Solar Power
Food Deliveries

Have you attended any meetings of the body to which you are applying? Yes No

An appearance before the Rules Committee may be required at a scheduled public hearing, prior to the Board of Supervisors considering the recommended appointment. Applications should be received ten (10) days prior to the scheduled public hearing.

Date: 20211102 Applicant's Signature (required): _____
*(Manually sign or type your complete name.
NOTE: By typing your complete name, you are hereby consenting to use of electronic signature.)*

Please Note: Your application will be retained for one year. Once completed, this form, including all attachments, become public record.

FOR OFFICE USE ONLY:

Appointed to Seat #: _____ Term Expires: _____ Date Vacated: _____

STATEMENT OF ECONOMIC INTERESTS
COVER PAGE
A PUBLIC DOCUMENT

Please type or print in ink.

NAME OF FILER (LAST) (FIRST) (MIDDLE)
NICHOLAS STATON DARNELL

1. Office, Agency, or Court

Agency Name (Do not use acronyms)

Division, Board, Department, District, if applicable Your Position

LOCAL HOMELESS COORDINATING BOARD BOARD MEMBER SEAT 6.

► If filing for multiple positions, list below or on an attachment. (Do not use acronyms)

Agency: Position:

2. Jurisdiction of Office (Check at least one box)

- State Judge, Retired Judge, Pro Tem Judge, or Court Commissioner (Statewide Jurisdiction)
Multi-County County of
City of SAN FRANCISCO Other

3. Type of Statement (Check at least one box)

- Annual: The period covered is January 1, 2020, through December 31, 2020.
Leaving Office: Date Left
Assuming Office: Date assumed
Candidate: Date of Election and office sought, if different than Part 1:

4. Schedule Summary (must complete) Total number of pages including this cover page:

Schedules attached

- Schedule A-1 - Investments - schedule attached
Schedule A-2 - Investments - schedule attached
Schedule B - Real Property - schedule attached
Schedule C - Income, Loans, & Business Positions - schedule attached
Schedule D - Income - Gifts - schedule attached
Schedule E - Income - Gifts - Travel Payments - schedule attached

-or- None - No reportable interests on any schedule

5. Verification

MAILING ADDRESS STREET CITY STATE ZIP CODE
(Business or Agency Address Recommended - Public Document)

I have used all reasonable diligence in preparing this statement. I have reviewed this statement and to the best of my knowledge the information contained herein and in any attached schedules is true and complete. I acknowledge this is a public document.

I certify under penalty of perjury under the laws of the State of California that the foregoing is true and correct.

Date Signed 20211102 Signature
(month, day, year) (File the originally signed paper statement with your filing official.)

SCHEDULE C

Income, Loans, & Business Positions

(Other than Gifts and Travel Payments)

CALIFORNIA FORM 700

FAIR POLITICAL PRACTICES COMMISSION

Name

NICHOLAS D STATON

▶ 1. INCOME RECEIVED

NAME OF SOURCE OF INCOME
DEPARTMENT OF DEFENSE/ U.S TREASURY

ADDRESS *(Business Address Acceptable)*
ACADEMY OF ART UNIVERSITY

BUSINESS ACTIVITY, IF ANY, OF SOURCE
EDUCATION

YOUR BUSINESS POSITION
STUDENT

GROSS INCOME RECEIVED No Income - Business Position Only

\$500 - \$1,000 \$1,001 - \$10,000

\$10,001 - \$100,000 OVER \$100,000

CONSIDERATION FOR WHICH INCOME WAS RECEIVED

Salary Spouse's or registered domestic partner's income
(For self-employed use Schedule A-2.)

Partnership (Less than 10% ownership. For 10% or greater use Schedule A-2.)

Sale of _____
(Real property, car, boat, etc.)

Loan repayment

Commission or Rental Income, list each source of \$10,000 or more

(Describe)

Other _____
(Describe)

NAME OF SOURCE OF INCOME

ADDRESS *(Business Address Acceptable)*

BUSINESS ACTIVITY, IF ANY, OF SOURCE

YOUR BUSINESS POSITION

GROSS INCOME RECEIVED No Income - Business Position Only

\$500 - \$1,000 \$1,001 - \$10,000

\$10,001 - \$100,000 OVER \$100,000

CONSIDERATION FOR WHICH INCOME WAS RECEIVED

Salary Spouse's or registered domestic partner's income
(For self-employed use Schedule A-2.)

Partnership (Less than 10% ownership. For 10% or greater use Schedule A-2.)

Sale of _____
(Real property, car, boat, etc.)

Loan repayment

Commission or Rental Income, list each source of \$10,000 or more

(Describe)

Other _____
(Describe)

▶ 2. LOANS RECEIVED OR OUTSTANDING DURING THE REPORTING PERIOD

* You are not required to report loans from a commercial lending institution, or any indebtedness created as part of a retail installment or credit card transaction, made in the lender's regular course of business on terms available to members of the public without regard to your official status. Personal loans and loans received not in a lender's regular course of business must be disclosed as follows:

NAME OF LENDER* _____

ADDRESS *(Business Address Acceptable)* _____

BUSINESS ACTIVITY, IF ANY, OF LENDER _____

HIGHEST BALANCE DURING REPORTING PERIOD

\$500 - \$1,000

\$1,001 - \$10,000

\$10,001 - \$100,000

OVER \$100,000

INTEREST RATE TERM (Months/Years)

_____ % None _____

SECURITY FOR LOAN

None Personal residence

Real Property _____
Street address

_____ *City*

Guarantor _____

Other _____
(Describe)

Comments: _____

BOARD of SUPERVISORS



City Hall
1 Dr. Carlton B. Goodlett Place, Room 244
San Francisco 94102-4689
Tel. No. (415) 554-5184
Fax No. (415) 554-5163
TDD/TTY No. (415) 544-5227

Application for Boards, Commissions, Committees, & Task Forces

Name of Board/Commission/Committee/Task Force: Local Homeless Coordinating Board

Seat # (see Vacancy Notice for qualifications): 5, 6, 7, 8, 9

Full Name: Josh Steinberger



Zip Code: 94109

Occupation: Program Director

Work Phone: _____ Employer: East Oakland Community Project

Business Address: 7517 International Blvd. Zip Code: 94621

Business Email: josh@eocp.net Home Email: [Redacted]

Pursuant to Charter, Section 4.101(a)(2), Boards and Commissions established by the Charter must consist of residents of the City and County of San Francisco who are 18 years of age or older (unless otherwise stated in the code authority). For certain appointments, the Board of Supervisors may waive the residency requirement.

Check All That Apply:

Resident of San Francisco: Yes No If No, place of residence: _____

18 Years of Age or Older: Yes No

Pursuant to Charter, Section 4.101(a)(1), please state how your qualifications represent the communities of interest, neighborhoods, and the diversity in ethnicity, race, age, sex, sexual orientation, gender identity, types of disabilities, and any other relevant demographic qualities of the City and County of San Francisco:

I have a bachelor's degree in Psychology from UC Santa Cruz, where my primary focus was on children in extreme circumstances and abnormal psychology. I have a master's degree in Urban and Public Affairs from the University of San Francisco, where I completed my thesis, "Deservingness in Welfare Programs: Connecting Unconditional Cash Transfers and Homelessness." As a nonprofit direct services provider at Episcopal Community Services, Community Housing Partnership, and East Oakland Community Project, I spent the last eight years serving homeless and formerly homeless adults who have mental health challenges, substance use issues, physical disabilities, and chronic health conditions, including HIV. My qualifications encompass a variety of roles within San Francisco's Continuum of Care, where I served homeless children, adults, seniors, and families across the racial, gender, and sexuality spectrum. In addition to working with homeless clients who represent our metropolitan region, I also supervised and led diverse teams of homeless service and administrative employees with lived experience of homelessness and poverty.

(Applications must be submitted to BOS-Appointments@sfgov.org or to the mailing address listed above.)

Business and/or Professional Experience:

I am currently the Program Director for East Oakland Community Project (EOCP). I primarily oversee the Crossroads shelter, which has 150 single adult beds and a family shelter with five units. There are seven departments under my supervision at EOCP: Shelter Resident Services, Case Management Services, Medical Respite, Alameda County Coordinated Entry, Supportive Services for Veterans Families (SSVF), Post Release Community Supervision (PRCS), and a Family Services rapid rehousing program. Before working at EOCP, I was the Manager of Problem Solving Services at Episcopal Community Services (ECS). Problem Solving Services at ECS is a Coordinated Entry program that provides housing resources through the Adult Access Points. At ECS, I coordinated with HSOC and attended LHCB meetings. I was also employed with Community Housing Partnership (CHP) for three years in several roles, most notably as the Senior Case Manager at San Francisco's second Navigation Center on Market and 12th Street, and I was the first support services employee to be stationed at the site. My other roles at CHP were Resident Engagement Coordinator and Portfolio Projects Associate.

Civic Activities:

I am a San Francisco native from Bernal Heights. I went to high school at the Jewish Community High School of the Bay in Western Addition. I am active in local and regional politics. In 2018 I served as the Deputy Field Director for the Mark Leno for Mayor campaign, and I was an intern for Supervisor Mandelman's campaign and later his administrative office. I continue to regularly volunteer and contribute to local, regional, and statewide candidate campaigns and ballot measures. Before the COVID-19 pandemic, I was involved with the Harvey Milk Club, the Alice B. Toklas Club, and the D11 Democratic Club. In 2019 I attempted to create a chartered Democratic Club in San Francisco for homeless service providers and advocates. Although the attempt was delayed, I am still passionate about promoting political activism for people who work and advocate for homeless issues in San Francisco. I also participate in local sports clubs, social events, and festivals. I am an avid cyclist, pedestrian, and public transportation advocate. I patron local businesses, and I speak passionately about political, philanthropic, and civic engagement when I have the opportunity.

Have you attended any meetings of the body to which you are applying? Yes No

An appearance before the Rules Committee may be required at a scheduled public hearing, prior to the Board of Supervisors considering the recommended appointment. Applications should be received ten (10) days prior to the scheduled public hearing.

Date: 10.20.2021

Applicant's Signature (required):



*(Manually sign or type your complete name.
NOTE: By typing your complete name, you are
hereby consenting to use of electronic signature.)*

Please Note: Your application will be retained for one year. Once completed, this form, including all attachments, become public record.

FOR OFFICE USE ONLY:

Appointed to Seat #: _____ Term Expires: _____ Date Vacated: _____

BOARD of SUPERVISORS



City Hall
1 Dr. Carlton B. Goodlett Place, Room 244
San Francisco 94102-4689
Tel. No. (415) 554-5184
Fax No. (415) 554-5163
TDD/TTY No. (415) 544-5227

Application for Boards, Commissions, Committees, & Task Forces

Name of Board/Commission/Committee/Task Force: Local Homeless Coordinating Board

Seat # (see Vacancy Notice for qualifications): 5, 6, 7, 8, 9

Full Name: Mark Nagel



Zip Code: 94123

Occupation: Homelessness Advocate

Work Phone: 415 613 4728 Employer: RescueSF

Business Address: _____ Zip Code: _____

Business Email: mark.nagal@rescueSF.org Home Email: _____

Pursuant to Charter, Section 4.101(a)(2), Boards and Commissions established by the Charter must consist of residents of the City and County of San Francisco who are 18 years of age or older (unless otherwise stated in the code authority). For certain appointments, the Board of Supervisors may waive the residency requirement.

Check All That Apply:

Resident of San Francisco: Yes No If No, place of residence: _____

18 Years of Age or Older: Yes No

Pursuant to Charter, Section 4.101(a)(1), please state how your qualifications represent the communities of interest, neighborhoods, and the diversity in ethnicity, race, age, sex, sexual orientation, gender identity, types of disabilities, and any other relevant demographic qualities of the City and County of San Francisco:

Please see the attached supplement.

Business and/or Professional Experience:


Please see the attached supplement.

Civic Activities:

Please see the attached supplement.

Have you attended any meetings of the body to which you are applying? Yes No

An appearance before the Rules Committee may be required at a scheduled public hearing, prior to the Board of Supervisors considering the recommended appointment. Applications should be received ten (10) days prior to the scheduled public hearing.

Date: 2/2/2022 Applicant's Signature (required): 

*(Manually sign or type your complete name.
NOTE: By typing your complete name, you are hereby consenting to use of electronic signature.)*

Please Note: Your application will be retained for one year. Once completed, this form, including all attachments, become public record.

FOR OFFICE USE ONLY:

Appointed to Seat #: _____ Term Expires: _____ Date Vacated: _____

Pursuant to Charter, Section 4.101(a)(1), please state how your qualifications represent the communities of interest, neighborhoods, and the diversity in ethnicity, race, age, sex, sexual orientation, gender identity, types of disabilities, and any other relevant demographic qualities of the City and County of San Francisco:

I am a co-founder of RescueSF, a citywide coalition of residents advocating for compassionate and effective solutions to homelessness in San Francisco. We believe that if San Francisco's residents can unite their voices, we can break through the barriers that are unnecessarily prolonging the suffering of unhoused people on our streets.

We are currently engaged with more than forty-five neighborhood associations and community benefit districts across all eleven electoral districts. Based on our collective experience in community activism over the past few decades, we believe that RescueSF has built a grassroots, resident coalition of unparalleled breadth and diversity. Our members live in the Bayview, the Castro, Cow Hollow, Dolores Heights, Excelsior, Hayes Valley, the Marina, the Richmond, the Sunset, and the Tenderloin, to name just a sample.

Business and/or Professional Experience:

Since 2020, I have been a co-founder of RescueSF:

- Built and maintained citywide coalition of residents and community benefit districts
- Advocated for the City to use interim shelter cabins as a cost-effective tool to help unhoused people leave the streets. As a result of our advocacy, the City will this month open a pilot for shelter cabins at 33 Gough
- Submitted to the City a list of potential locations for additional interim shelter sites in San Francisco
- Advocated for improved data management practices regarding homelessness and affordable housing. Currently preparing a series of resident working groups to develop recommendations for the City
- Sponsored a speakers series to educate residents about homelessness and affordable housing

Previous professional career in the financial sector:

- As an investment banker in London and San Francisco, advised clients on evaluating and executing mergers and acquisitions in the technology industry
- While working in venture capital in London, executed and managed early-stage investments in technology companies

Additional experience:

- Co-taught a course at the Stanford Graduate School of Business on strategic performance management in the non-profit, government, and education sectors
- As a financial consultant to the Ministry of Finance of the Russian Federation, submitted policy recommendations on reforming the intergovernmental fiscal system

My educational credentials, which include a Ph.D. in political science and a J.D., will allow me to contribute social science and legal skills to the LHCB.

Civic Activities:

- Co-founded RescueSF to educate San Francisco residents on homelessness and affordable housing and to mobilize public support for urgent action to address these crises
- Joined other community leaders in San Francisco to review development plans in the Presidio and advocate for complying with historic preservation requirements
- Served as a board member of the Marina Community Association for two years
- Spent two years as a reading tutor at Third Baptist Church in San Francisco

BOARD of SUPERVISORS



City Hall
1 Dr. Carlton B. Goodlett Place, Room 244
San Francisco 94102-4689
Tel. No. (415) 554-5184
Fax No. (415) 554-5163
TDD/TTY No. (415) 544-5227

Application for Boards, Commissions, Committees, & Task Forces

Name of Board/Commission/Committee/Task Force: LHCB

Seat # (see Vacancy Notice for qualifications): 6

Full Name: Del Seymour

[Redacted] Zip Code: 94102
Occupation: Community Activist

Work Phone: 4155741641 Employer: Code Tenderloin

Business Address: 55 Taylor St. San Francisco, CA Zip Code: 94102

Business Email: tlwalkingtours@gmail.com Home Email: [Redacted]

Pursuant to Charter, Section 4.101(a)(2), Boards and Commissions established by the Charter must consist of residents of the City and County of San Francisco who are 18 years of age or older (unless otherwise stated in the code authority). For certain appointments, the Board of Supervisors may waive the residency requirement.

Check All That Apply:

Resident of San Francisco: Yes [] No [x] If No, place of residence: San Leandro, CA

18 Years of Age or Older: Yes [x] No []

Pursuant to Charter, Section 4.101(a)(1), please state how your qualifications represent the communities of interest, neighborhoods, and the diversity in ethnicity, race, age, sex, sexual orientation, gender identity, types of disabilities, and any other relevant demographic qualities of the City and County of San Francisco:
I have 35 years of homeless activism in the City of San Francisco. I spent 18 years homeless and heavily addicted. I am African American. I am a 75 year old senior. I am a disabled Vietnam Veteran.
At this time I am asking you to consider to extend my residency waiver that was granted six years ago. Although I spent 7 days a week and 18 hour days I have been unable to afford living in San Francisco. I am presently living in VA subsidized housing. I however consider San Francisco to be my home. I work and play and for the most part live in San Francisco except for where I lay my head at night. I receive all my medical care in San Francisco at Fort Miley. I am also a member of two churches in San Francisco; Glide and San Francisco Christian Center.

Business and/or Professional Experience:


Founder of Code Tenderloin
Founder of TL Walking Tours
Director at Swords to Plowshares
Equity Board Member of the San Francisco Planning Department
Board Member of Better Market Street
Board Member St. Francis Hospital Tenderloin Health Board
Rotating Guest Minister at Glide Memorial Church
Board Member at Gubbio Project

Civic Activities:

Advisor to the Department of Emergency Management
Advisor and Lecturer at Hastings University
Advisor to Mid Market Business Association
Founding Member of Mega Black
In Partnership with Piano Fights Arts Organization
Founding Member of Providers of Color Organization with HSH

Have you attended any meetings of the body to which you are applying? Yes No

An appearance before the Rules Committee may be required at a scheduled public hearing, prior to the Board of Supervisors considering the recommended appointment. Applications should be received ten (10) days prior to the scheduled public hearing.

Date: 1/24/22 Applicant's Signature (required): 

*(Manually sign or type your complete name.
NOTE: By typing your complete name, you are hereby consenting to use of electronic signature.)*

Please Note: Your application will be retained for one year. Once completed, this form, including all attachments, become public record.

FOR OFFICE USE ONLY:

Appointed to Seat #: _____ Term Expires: _____ Date Vacated: _____

BOARD of SUPERVISORS



City Hall
1 Dr. Carlton B. Goodlett Place, Room 244
San Francisco 94102-4689
Tel. No. (415) 554-5184
Fax No. (415) 554-5163
TDD/TTY No. (415) 544-5227

Application for Boards, Commissions, Committees, & Task Forces

Name of Board/Commission/Committee/Task Force: Local Homeless Coordinating Board

Seat # (see Vacancy Notice for qualifications): 7

Full Name: Ancel Romero

[Redacted] Zip Code: 94066

Home Phone: N/A Occupation: Business Owner

Work Phone: 415-797-9086 Employer: The Ancel Romero Management & Consulting Group

Business Address: 1580 Bryant St. (Suite A) Daly City, CA Zip Code: 94066

Business Email: anc@ancelgroup.com Home Email: N/A

Pursuant to Charter, Section 4.101(a)(2), Boards and Commissions established by the Charter must consist of residents of the City and County of San Francisco who are 18 years of age or older (unless otherwise stated in the code authority). For certain appointments, the Board of Supervisors may waive the residency requirement.

Check All That Apply:

Resident of San Francisco: Yes [] No [x] If No, place of residence: San Bruno, CA

18 Years of Age or Older: Yes [x] No []

Pursuant to Charter, Section 4.101(a)(1), please state how your qualifications represent the communities of interest, neighborhoods, and the diversity in ethnicity, race, age, sex, sexual orientation, gender identity, types of disabilities, and any other relevant demographic qualities of the City and County of San Francisco:
I have been serving low-income seniors, persons with disabilities and those who have experienced homelessness for over 20 years. I recently relocated to nearby San Bruno after residing in San Francisco for 16 years.
My more recent work experience while President of HumanGood Affordable Housing, one of the largest non-profit housing providers in the West Coast, impacted three affordable housing communities in the Western Addition. These were the successful closing of construction financing at FD Haynes Gardens and the assumption of management oversight at El Bethel Arms and El Bethel Terrace. As such, I have been privileged to have a leadership role in the provision of housing and supportive services to over 400 low-income individuals who are either elderly single adults, disabled or formerly homeless. I continue to assist the El Bethel board of directors in a consulting capacity.
Today, under the banner of my own firm, I continue to serve affordable housing stakeholders in the critical areas of advocacy, development and property management consulting and strategic planning.

(Applications must be submitted to BOS-Appointments@sfgov.org or to the mailing address listed above.)

Business and/or Professional Experience:

Executive with over 20 year executive experience leading organizations that developed and managed over 20,000 affordable housing units. Extensive track record in real estate development, housing advocacy, finance and operations. Experienced mentor to over 100 non-profit industry professionals. Noted resource speaker, advocate and leader.

January 2021- present Founder and President, The Ancel Romero Management & Consulting Group

-Founded the organization to focus on assisting non-profit affordable organizations with a mission for growing affordable housing

-Selected by the California Development of Aging to complete an extensive continuum of housing for older adults & adults with disabilities project

-Providing affordable housing development support and strategic planning to three established housing providers as they expand their missions toward serving low-income residents in their communities.

January 2015- January 2021 President, HumanGood Affordable Housing

-Led a dedicated team of over 500 professionals in providing real estate development, operations and supportive services under the auspices of an established enterprise with over \$1B in assets generating \$80M in annual revenue.

-Initiated the redevelopment of FD Haynes Gardens in the Western Addition; worked with a team to secure City planning approval and tax credit financing, final selection of architect, general contractor and investor, implementation of significant relocation process to ensure safety and security of over 150 tenants

-Secured management contracts with El Bethel Arms and El Bethel Terrace to provide oversight of safe, sanitary and secure housing to over 350 elderly residents in the Western Addition. -

-Oversaw the successful standardization and implementation of systems and practices in two massive mergers: the merger of American Baptist Homes (ABHOW) and Southern California Presbyterian Homes (DBA the be.group) into what became HumanGood Affordable Housing and then the merger between HumanGood Affordable Housing and Pennsylvania-based Presby's Inspired Life.

Civic Activities:

Board of Directors: Real Property Support Corporation
Archdiocese of San Francisco

Finance Council Member:
Archdiocese of San Francisco

Public Policy Committee Member:
Leading Age California (Awardee: Leading Age California 2019 Grassroots Advocate of the Year)

Have you attended any meetings of the body to which you are applying? Yes No

An appearance before the Rules Committee may be required at a scheduled public hearing, prior to the Board of Supervisors considering the recommended appointment. Applications should be received ten (10) days prior to the scheduled public hearing.

Date: January 25, 2022 Ancel Romero

Applicant's Signature (required):



(Manually sign or type your complete name.

NOTE: By typing your complete name, you are hereby consenting to use of electronic signature.)

Please Note: Your application will be retained for one year. Once completed, this form, including all attachments, become public record.

FOR OFFICE USE ONLY:

Appointed to Seat #: _____ Term Expires: _____ Date Vacated: _____

BOARD of SUPERVISORS



City Hall
1 Dr. Carlton B. Goodlett Place, Room 244
San Francisco 94102-4689
Tel. No. (415) 554-5184
Fax No. (415) 554-5163
TDD/TTY No. (415) 544-5227

Application for Boards, Commissions, Committees, & Task Forces

Name of Board/Commission/Committee/Task Force: Local Homeless Coordinating Board

Seat # (see Vacancy Notice for qualifications): 7

Full Name: Nikon Jeanell Guffey

[Redacted] Zip Code: 94120
Occupation: SF HSA/FCS Program Director

Work Phone: 415-558-2369 Employer: City & County of San Francisco

Business Address: PO Box 7988, SF, CA Zip Code: 94120

Business Email: nikon.guffey@sfgov.org Home Email: [Redacted]

Pursuant to Charter, Section 4.101(a)(2), Boards and Commissions established by the Charter must consist of residents of the City and County of San Francisco who are 18 years of age or older (unless otherwise stated in the code authority). For certain appointments, the Board of Supervisors may waive the residency requirement.

Check All That Apply:

Resident of San Francisco: Yes [X] No [] If No, place of residence: _____

18 Years of Age or Older: Yes [X] No []

Pursuant to Charter, Section 4.101(a)(1), please state how your qualifications represent the communities of interest, neighborhoods, and the diversity in ethnicity, race, age, sex, sexual orientation, gender identity, types of disabilities, and any other relevant demographic qualities of the City and County of San Francisco:

As a San Francisco native who currently both live and work in this beautiful city, I would be honored and privileged to be a proud member of the Local Homeless Coordinating Board. As a board member I would be able to lift up the plight of homeless as it impacts every community and neighborhood, by lending my voice and perspective as an African American woman who has personally experience bouts of homelessness as a child. There are many reasons to be proud of my connection with San Francisco, but growing up with a solid foundation of understanding why diversity, equity, inclusion, and belonging is so important it is imperative for that work to show up while addressing the needs of our most vulnerable.

Business and/or Professional Experience:

I have had the pleasure of working for the San Francisco Human Services Agency/Family & Children's Services Department for nearly 22 years. Over the years I have been able to continue my passion of working along side families and children as a field social worker, supervisor, manager, and in my current role as program director. I have had the privilege of working across various programs, which includes the 16-21, population and undocumented youth. As homelessness continues to be prevalent for foster youth (1 in 4 California Foster Youth become homeless after leaving foster care) having knowledge of gaps in care for this population would be a beneficial addition to the board. Further, my work in this field with families and children are often related to crisis that develop due to substance use disorders, domestic violence, and mental health disorder, that often lead to periods of housing insecurity. My hope is that my knowledge and experience would assist with the strategic planning and program implementation that would be required to combat homelessness in this great city.

Civic Activities:

Have you attended any meetings of the body to which you are applying? Yes No

An appearance before the Rules Committee may be required at a scheduled public hearing, prior to the Board of Supervisors considering the recommended appointment. Applications should be received ten (10) days prior to the scheduled public hearing.

Date: 1/25/2022 Applicant's Signature (required): _____

*(Manually sign or type your complete name.
NOTE: By typing your complete name, you are hereby consenting to use of electronic signature.)*

Please Note: Your application will be retained for one year. Once completed, this form, including all attachments, become public record.

FOR OFFICE USE ONLY:

Appointed to Seat #: _____ Term Expires: _____ Date Vacated: _____

BOARD of SUPERVISORS



City Hall
1 Dr. Carlton B. Goodlett Place, Room 244
San Francisco 94102-4689
Tel. No. (415) 554-5184
Fax No. (415) 554-5163
TDD/TTY No. (415) 544-5227

Application for Boards, Commissions, Committees, & Task Forces

Name of Board/Commission/Committee/Task Force: Local Homeless Coordinating Board

Seat # (see Vacancy Notice for qualifications): Seat 7

Full Name: Raymond Gary McCoy

[Redacted] Zip Code: 94114
Occupation: Director of Policy & Public Affairs

Work Phone: 415-525-2203 Employer: HealthRIGHT 360

Business Address: 1563 Mission Street Zip Code: 94103

Business Email: gmccoy@healthright360.org Home Email: [Redacted]

Pursuant to Charter, Section 4.101(a)(2), Boards and Commissions established by the Charter must consist of residents of the City and County of San Francisco who are 18 years of age or older (unless otherwise stated in the code authority). For certain appointments, the Board of Supervisors may waive the residency requirement.

Check All That Apply:

Resident of San Francisco: Yes No If No, place of residence: _____

18 Years of Age or Older: Yes No

Pursuant to Charter, Section 4.101(a)(1), please state how your qualifications represent the communities of interest, neighborhoods, and the diversity in ethnicity, race, age, sex, sexual orientation, gender identity, types of disabilities, and any other relevant demographic qualities of the City and County of San Francisco:

I represent an organization (HealthRIGHT 360) that serves the following populations of people experiencing homelessness: Families with children; single adults; veterans; the chronically homeless; persons with HIV/AIDS; persons with substance use disorders; and victims of domestic violence.

Personally, I am a member of the LGBTQ community; a person in recovery from substance use disorder; a person living with HIV with a previous AIDS diagnosis, a person formerly experiencing homelessness, and formely incarcerated.

Business and/or Professional Experience:

I have worked in policy around people experiencing homelessness with the San Francisco Board of Supervisors (Legislative Aide to 3 former Supervisors), with the San Francisco Recreation and Park Department, with the Office of Congresswoman Nancy Pelosi, and currently with HealthRIGHT 360 as Director of Policy & Public Affairs, headquartered out of San Francisco and overseeing 12 other counties throughout California.

Civic Activities:

I have served on the following committees and councils:

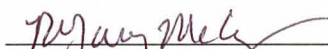
California Homeless Coordinating & Financing Council - June 2017 to January 2022
Councilmember serving in Persons with Lived Experience seat

SF Human Rights Commission LGBT Advisory Committee - January 2017 to July 2018

San Francisco Shelter Monitoring Committee - December 2015 to July 2018
Vice Chair, and Chair of the Policy Subcommittee

Have you attended any meetings of the body to which you are applying? Yes No

An appearance before the Rules Committee may be required at a scheduled public hearing, prior to the Board of Supervisors considering the recommended appointment. Applications should be received ten (10) days prior to the scheduled public hearing.

Date: 02/08/2022 Applicant's Signature (required): 

*(Manually sign or type your complete name.
NOTE: By typing your complete name, you are hereby consenting to use of electronic signature.)*

Please Note: Your application will be retained for one year. Once completed, this form, including all attachments, become public record.

FOR OFFICE USE ONLY:

Appointed to Seat #: _____ Term Expires: _____ Date Vacated: _____

BOARD of SUPERVISORS



City Hall
1 Dr. Carlton B. Goodlett Place, Room 244
San Francisco 94102-4689
Tel. No. (415) 554-5184
Fax No. (415) 554-5163
TDD/TTY No. (415) 544-5227

Application for Boards, Commissions, Committees, & Task Forces

Name of Board/Commission/Committee/Task Force: Local Homeless Coordinating Board

Seat # (see Vacancy Notice for qualifications): 8

Full Name: Erick O. Brown

[Redacted] San Francisco CA Zip Code: 94122

Occupation: Director of Client Services

Work Phone: 415-972-1200 Employer: Catholic Charities San Francisco

Business Address: 1555 39th Avenue San Francisco CA Zip Code: 94122

Business Email: ebrown@catholiccharitiessf.org Home Email: [Redacted]

Pursuant to Charter, Section 4.101(a)(2), Boards and Commissions established by the Charter must consist of residents of the City and County of San Francisco who are 18 years of age or older (unless otherwise stated in the code authority). For certain appointments, the Board of Supervisors may waive the residency requirement.

Check All That Apply:

Resident of San Francisco: Yes [checked] No [] If No, place of residence: _____

18 Years of Age or Older: Yes [checked] No []

Pursuant to Charter, Section 4.101(a)(1), please state how your qualifications represent the communities of interest, neighborhoods, and the diversity in ethnicity, race, age, sex, sexual orientation, gender identity, types of disabilities, and any other relevant demographic qualities of the City and County of San Francisco:
Currently, I am the Director of Client Services - Housing Support Services Division at Catholic Charities San Francisco. I have worked for CCSF for 21 years. I hold a BA in Liberal Arts with a concentration in Social Justice from [defunct] New College of California Class of 2000.
I have over 35 years of community experience providing support services thru CBO's to a number of different communities. I have provided direct Care/Prevention to the HIV community including housing, care and support, and advocacy.
I am a board certified Community Health Outreach Worker [CHOW], experience in RCFCI's [Residential Care Facilities for the Chronically Ill], Permanent Supportive Housing, ethno/gender/neighborhood specific services, transitional housing, Shelter System [including SIP- Shelter-in-Place San Francisco/Marin] and entree into housing through the Access Points [Bayview/Mission].
I am a resident of San Francisco in the Portola/Visitation Valley neighborhood where I share a home with my Partner and our dog. I identify as a Black America, Gay, and a senior citizen with enough maladies associated with someone pushing 62 years old.

(Applications must be submitted to BOS-Appointments@sfgov.org or to the mailing address listed above.)

Business and/or Professional Experience:

Over my 35 years, I have worked in various non-profits, National Task Force on AIDS Prevention, Black Coalition on AIDS [now Rafiki Services] and San Francisco AIDS Foundation as a volunteer. I am a graduate University of South Carolina Chapel Hill/Center for Disease Control - Institute of HIV Prevention Leadership / Scholar Graduate September 2000.

Civic Activities:

Local Homeless Coordinating Board
San Francisco Human Services Agency [seated member of the Shelter+Care Oversight Committee]
Community Co-Chair San Francisco Family Supportive Housing Network 2000-?
San Francisco Department of Public Health / HIV Prevention Planning Council 1996-2004
Community Health Outreach Worker, State of California certified August 1997
Director, Board of Directors, National Association of Black and White Men Together 1995-2000
Hotline Training, SFAF March 1988
Speakers Bureau, SFAF May 1988

Have you attended any meetings of the body to which you are applying? Yes No

An appearance before the Rules Committee may be required at a scheduled public hearing, prior to the Board of Supervisors considering the recommended appointment. Applications should be received ten (10) days prior to the scheduled public hearing.

Date: 1/25/2022 Applicant's Signature (required): _____
*(Manually sign or type your complete name.
NOTE: By typing your complete name, you are hereby consenting to use of electronic signature.)*

Please Note: Your application will be retained for one year. Once completed, this form, including all attachments, become public record.

FOR OFFICE USE ONLY:

Appointed to Seat #: _____ Term Expires: _____ Date Vacated: _____

LOCAL HOMELESS COORDINATING BOARD

The below listed summary of seats, term expirations and membership information shall serve as notice of **vacancies, upcoming term expirations** and information on currently held seats, appointed by the Board of Supervisors. Appointments by other bodies are listed, if available. Seat numbers listed in **bold** are open for immediate appointment. However, you are able to submit applications for all seats and your application will be maintained for one year, in the event that an unexpected vacancy or opening occurs.

Membership and Seat Qualifications

Seat #	Appointing Authority	Seat Holder	Term Ending	Qualification
1	Mayor	Andrea Evans	10/21/19	Must be a homeless or formerly homeless person
2	Mayor	Kim Mai-Cutler	10/21/19	Must represent organizations or projects serving one or more of the following homeless subpopulations in San Francisco: families with children; single adults; veterans; the chronically homeless; unaccompanied youth; persons with HIV/AIDS; persons with substance use disorders; the seriously mentally ill; and victims of domestic violence, dating violence, sexual assault, and stalking. One Board member may represent the interests of more than one homeless subpopulation for a four-year term
3	Mayor	Brenda Jewett	10/21/19	
4	Mayor	Ralph Payton	10/21/19	
5	BOS	Kelley Cutler	10/21/19	
6	BOS	Deleano Seymour	10/21/18	Must represent one or more of the following homeless subpopulations: families with children; single adults; veterans; the chronically homeless; unaccompanied youth; persons with HIV/AIDS; persons with substance use disorders; the seriously mentally ill; and victims of domestic violence, dating violence, sexual assault, and stalking, for a
7	BOS	Sophia Isom	10/21/18	

8	BOS	Erick Brown	10/21/18	four-year term. One Board member may represent the interests of more than one homeless subpopulation
9	Controller	James Loyce	10/21/19	Must be appointed by the City Controller, confirmed by the Board of Supervisors, and represent one or more of the following homeless subpopulations: families with children; single adults; veterans; the chronically homeless; unaccompanied youth; persons with HIV/AIDS; persons with substance use disorders; the seriously mentally ill; and victims of domestic violence, dating violence, sexual assault, and stalking,

BOARD OF SUPERVISORS (BOS) APPLICATION FORMS AVAILABLE HERE

- English - https://sfbos.org/sites/default/files/vacancy_application.pdf
- 中文 - https://sfbos.org/sites/default/files/vacancy_application_CHI.pdf
- Español - https://sfbos.org/sites/default/files/vacancy_application_SPA.pdf
- Filipino - https://sfbos.org/sites/default/files/vacancy_application_FIL.pdf

(For seats appointed by other Authorities please contact the Board / Commission / Committee / Task Force (see below) or the appointing authority directly.)

Pursuant to Board of Supervisors Rules of Order 2.19 (Motion No. 05-92) all applicants applying for this body must complete and submit, with their application, a copy (**not original**) of Form 700, Statement of Economic Interests. Applications will not be considered if a copy of Form 700 is not received.

FORM 700 AVAILABLE HERE (Required)

<https://www.fppc.ca.gov/Form700.html>

Please Note: Depending upon the posting date, a vacancy may have already been filled. To determine if a vacancy for this Commission is still available, or if you require additional information, please call the Rules Committee Clerk at (415) 554-5184.

Applications and other documents may be submitted to BOS-Appointments@sfgov.org

Next Steps: Applicants who meet minimum qualifications will be contacted by the Rules Committee Clerk once the Rules Committee Chair determines the date of the

hearing. Members of the Rules Committee will consider the appointment(s) at the meeting and applicant(s) may be asked to state their qualifications. The appointment of the individual(s) who is recommended by the Rules Committee will be forwarded to the Board of Supervisors for final approval.

The Local Homeless Coordinating Board shall serve as the Continuum of Care governing body in accordance with applicable U.S. Department of Housing and Urban Development (“HUD”) rules and regulations, including but not limited to 24 CFR Part 578 et seq., as amended. The Board shall adopt, and all members shall abide by, a written conflict of interest policy that complies with 24 CFR Part 578.95(b), as amended. The Board shall also advise the Department of Homelessness and Supportive Housing on homeless policy and budget allocations.

The Coordinating Board shall hold a meeting not less than once every month. The Board shall elect officers and shall establish rules or bylaws for its organization and procedures.

The Board shall consist of nine (9) members, as follows:

- Seat 1 shall be appointed by the Mayor and shall be a homeless or formerly homeless person.
- Seats 2 through 4 shall be appointed by the Mayor. The appointees shall represent organizations or projects serving one or more of the following homeless subpopulations in San Francisco: families with children; single adults; veterans; the chronically homeless; unaccompanied youth; persons with HIV/AIDS; persons with substance use disorders; the seriously mentally ill; and victims of domestic violence, dating violence, sexual assault, and stalking. One Board member may represent the interests of more than one homeless subpopulation.
- Seats 5 through 8 shall be appointed by the Board of Supervisors. The appointees shall represent one or more of the following homeless subpopulations in San Francisco: families with children; single adults; veterans; the chronically homeless; unaccompanied youth; persons with HIV/AIDS; persons with substance use disorders; the seriously mentally ill; and victims of domestic violence, dating violence, sexual assault, and stalking. One Board member may represent the interests of more than one homeless subpopulation.
- Seat 9 shall be appointed by the Controller and shall represent one or more of the following homeless subpopulations in San Francisco: families with children; single adults; veterans; the chronically homeless; unaccompanied youth; persons with HIV/AIDS; persons with substance use disorders; the seriously mentally ill; and victims of domestic violence, dating violence, sexual assault, and stalking. One Board member may represent the interests of more than one homeless subpopulation.

All of the homeless subpopulations must be represented on the Coordinating Board, to the extent that someone is available and willing to represent that subpopulation on the Board. At

the time of appointment, the appointing authority shall identify the homeless subpopulation(s) represented by the appointee.

Each member of the Coordinating Board shall serve at the pleasure of the member's appointing authority for a term of four years.

Authority: Administrative Code, Article XXXI, Sections 5.31-1 et seq. (Resolution Nos. 827-97; 926-99; 720-01; and 208-05. Ordinance No. 116-16)

Sunset Date: None

Contact: Charles Minor
Dept of Homelessness and Supportive Housing
P. O. Box 7988
San Francisco, CA 94120
(415) 355-5209
charles.minor@sfgov.org

GENDER ANALYSIS OF COMMISSIONS AND BOARDS



City and County of San Francisco
London N. Breed
Mayor

Department on the Status of Women
Emily M. Murase, PhD
Director



Acknowledgements

The data collection and analysis for this report was conducted by Public Policy Fellow Diana McCaffrey with support from Policy and Projects Director Elizabeth Newman, Associate Director Carol Sacco, and Director Emily Murase, PhD, at the San Francisco Department on the Status of Women.

The San Francisco Department on the Status of Women would like to thank the various policy body members, Commission secretaries, and department staff who graciously assisted in collecting demographic data and providing information about their respective policy bodies.

San Francisco Commission on the Status of Women

President Debbie Mesloh

Vice President Breanna Zwart

Commissioner Shokooh Miry

Commissioner Carrie Schwab-Pomerantz

Commissioner Andrea Shorter

Commissioner Julie D. Soo

Emily M. Murase, PhD, Director
Department on the Status of Women

This report is available at the San Francisco Department on the Status of Women website, <https://sfgov.org/dosw/gender-analysis-reports>.

Contents

Table of Figures	3
Executive Summary.....	4
I. Introduction	7
II. Gender Analysis Findings	8
A. Gender	8
B. Race and Ethnicity.....	11
C. Race and Ethnicity by Gender	14
D. LGBTQ Identity.....	16
E. Disability Status.....	16
F. Veteran Status.....	17
G. Policy Bodies by Budget.....	18
H. Comparison of Advisory Body and Commission and Board Demographics	19
I. Demographics of Mayoral, Supervisorial, and Total Appointees	20
III. Conclusion.....	21
IV. Methodology and Limitations.....	23
Appendix	24

Table of Figures

Figure 1: Summary Data of Policy Body Demographics, 2019.....	8
Figure 2: 10-Year Comparison of Representation of Women on Policy Bodies	8
Figure 3: Commissions and Boards with Highest Percentages of Women, 2019 Compared to 2017, 2015..	9
.....	9
Figure 4: Commissions and Boards with Lowest Percentage of Women, 2019 Compared to 2017, 2015..	10
.....	10
Figure 5: Advisory Bodies with the Highest and Lowest Percentage of Women, 2019.....	10
Figure 6: 10-Year Comparison of People of Color’s Representation of Policy Bodies.....	11
Figure 7: Race and Ethnicity of Appointees Compared to San Francisco Population, 2019.....	12
Figure 8: Commissions and Boards with Highest Percentage of People of Color, 2019 Compared to 2017, 2015	12
Figure 9: Commissions and Boards with Lowest Percentage of People of Color, 2019 Compared to 2017, 2015	13
Figure 10: Advisory Bodies with the Highest and Lowest Percentage of People of Color, 2019.....	14
Figure 11: 10-Year Comparison of Representation of Women of Color on Policy Bodies.....	14
Figure 12: Appointees by Race/Ethnicity and Gender, 2019	15
Figure 13: San Francisco Population by Race/Ethnicity, 2019	15
Figure 14: LGBTQ Identity of Appointees, 2019	16
Figure 15: LGBTQ Population of Appointees, 2019	16
Figure 16: San Francisco Adult Population with a Disability by Gender, 2017	17
Figure 17: Appointees with One or More Disabilities by Gender, 2019	17
Figure 18: San Francisco Adult Population with Military Service by Gender, 2017.....	17
Figure 19: Appointees with Military Service, 2019.....	17
Figure 20: Percent of Women, Women of Color, and People of Color on Commissions and Boards with Largest and Smallest Budgets in Fiscal Year 2018-2019	18
Figure 21: Demographics of Commissions and Boards with Largest Budgets, 2019	19
Figure 22: Demographics of Commissions and Boards with Smallest Budgets, 2019	19
Figure 23: Demographics of Appointees on Commission and Boards and Advisory Bodies, 2019	20
Figure 24: Demographics of Mayoral, Supervisorial, and Total Appointees, 2019	20
Figure 25: Policy Body Demographics, 2019.....	24
Figure 26: San Francisco Population Estimates by Race/Ethnicity, 2017	26
Figure 27: San Francisco Population Estimates by Race/Ethnicity and Gender, 2017	26

Executive Summary

In 2008, San Francisco voters overwhelmingly approved a City Charter Amendment (section 4.101) establishing as City policy for the membership of Commissions and Boards to reflect the diversity of San Francisco’s population, and that appointing officials be urged to support the nomination, appointment, and confirmation of these candidates. Additionally, it requires the San Francisco Department on the Status of Women to conduct and publish a gender analysis of Commissions and Boards every two years.

The *2019 Gender Analysis of Commissions and Boards* includes more policy bodies such as task forces, committees, and advisory bodies, than previous analyses, which were limited to Commissions and Boards. Data was collected from 84 policy bodies and from a total of 741 members mostly appointed by the Mayor and Board of Supervisors. These policy bodies fall under two categories designated by the San Francisco Office of the City Attorney.¹ The first category, referred to as “Commissions and Boards,” are policy bodies with decision-making authority and whose members are required to submit financial disclosures to the Ethics Commission. The second category, referred to as “Advisory Bodies,” are policy bodies with advisory function whose members do *not* submit financial disclosures to the Ethics Commission. This report examines policy bodies and appointees both comprehensively as a whole and separately by the two categories.

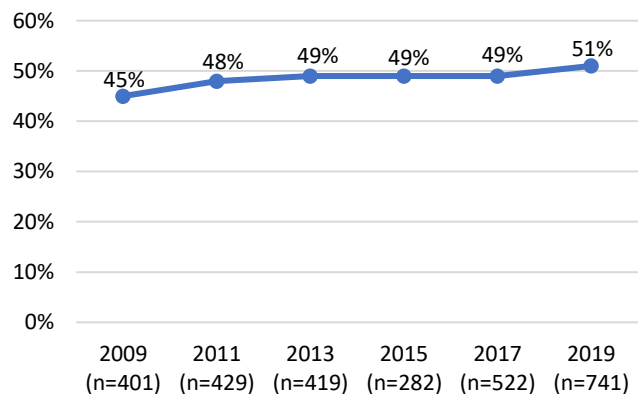
The *2019 Gender Analysis* evaluates the representation of women; people of color; lesbian, gay, bisexual, transgender, queer, and questioning (LGBTQ) individuals; people with disabilities; and veterans on San Francisco policy bodies.

Key Findings

Gender

- Women’s representation on policy bodies is 51%, slightly above parity with the San Francisco female population of 49%.
- Since 2009, there has been a small but steady increase in the representation of women on San Francisco policy bodies.

10-Year Comparison of Representation of Women on Policy Bodies



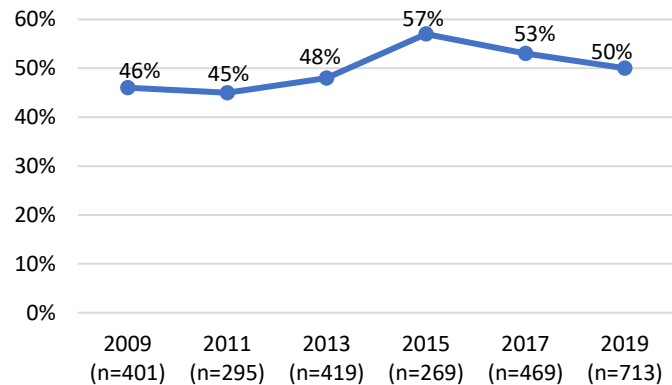
Source: SF DOSW Data Collection & Analysis.

¹ “List of City Boards, Commissions, and Advisory Bodies Created by Charter, Ordinance, or Statute,” Office of the City Attorney, <https://www.sfcityattorney.org/wp-content/uploads/2016/01/Commission-List-08252017.pdf>, (August 25, 2017).

Race and Ethnicity

- People of color are underrepresented on policy bodies compared to the population. Although people of color comprise 62% of San Francisco’s population, just 50% of appointees identify as a race other than white.
- While the overall representation of people of color has increased between 2009 and 2019, as the Department collected data on more appointees, the representation of people of color has decreased over the last few years. The percentage of appointees of color decreased from 53% in 2017 to 49% in 2019.
- As found in previous reports, Latinx and Asian groups are underrepresented on San Francisco policy bodies compared to the population. Latinx individuals are 14% of the population but make up only 8% of appointees. Asian individuals are 31% of the population but make up only 18% of appointees.

10-Year Comparison of Representation of People of Color on Policy Bodies

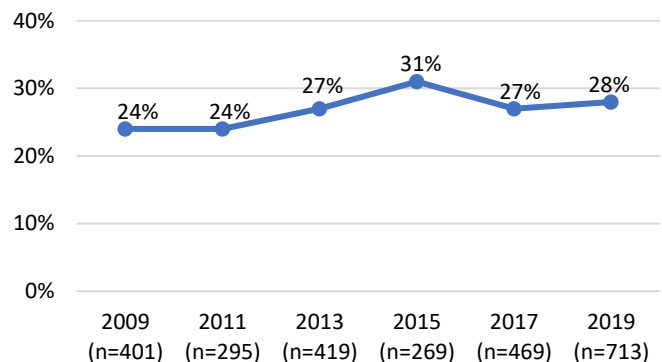


Source: SF DOSW Data Collection & Analysis.

Race and Ethnicity by Gender

- On the whole, women of color are 32% of the San Francisco population, and 28% of appointees. Although still below parity, 28% is a slight increase compared to 2017, which showed 27% women of color appointees.
- Meanwhile, men of color are underrepresented at 21% of appointees compared to 31% of the San Francisco population.
- Both White women and men are overrepresented on San Francisco policy bodies. White women are 23% of appointees compared to 17% of the San Francisco population. White men are 26% of appointees compared to 20% of the population.
- Black and African American women and men are well-represented on San Francisco policy bodies. Black women are 9% of appointees compared to 2.4% of the population, and Black men are 5% of appointees compared to 2.5% of the population.
- Latinx women are 7% of the San Francisco population but 3% of appointees, and Latinx men are 7% of the population but 5% of appointees.
- Asian women are 17% of the San Francisco population but 11% of appointees, and Asian men are 15% of the population but just 7% of appointees.

10-Year Comparison of Representation of Women of Color on Policy Bodies



Source: SF DOSW Data Collection & Analysis.

Additional Demographics

- Out of the 74% of appointees who responded to the survey question on LGBTQ identity, 19% identify as lesbian, gay, bisexual, transgender, nonbinary, queer, or questioning, and 81% of appointees identify as straight/heterosexual.
- Out of the 70% of appointees who responded to the question on disability, 11% identify as having one or more disabilities, which is just below the 12% of the adult population with a disability in San Francisco.
- Out of the 67% of appointees who responded to the question on veteran status, 7% have served in the military compared to 3% of the San Francisco population.

Proxies for Influence: Budget & Authority

- Although women are half of all appointees, those Commissions and Boards with the largest budgets have fewer women and especially fewer women of color. Meanwhile, women exceed representation on Boards and Commissions with the smallest budgets and women of color reach parity with the population on the smallest budgeted Commissions and Boards.
- Although still underrepresented relative to the San Francisco population, there is a larger percentage of people of color on Commissions and Boards with both the largest and smallest budgets compared to overall appointees.
- The percentage of total women is greater on Advisory Bodies than Commissions and Boards. Women are 54% of appointees on Advisory Bodies and 48% of appointees on Commissions and Boards. However, the percentages of people of color and women of color on Commissions and Boards exceed the percentages of people of color and women of color on Advisory Bodies.

Appointing Authorities

- Mayoral appointments include 55% women, 52% people of color, and 30% women of color, which is more diverse by gender and race compared to both Supervisorial appointments and total appointments.

Demographics of Appointees Compared to the San Francisco Population

	Women	People of Color	Women of Color	LGBTQ	Disability Status	Veteran Status
San Francisco Population	49%	62%	32%	6%-15%*	12%	3%
Total Appointees	51%	50%	28%	19%	11%	7%
10 Largest Budgeted Commissions & Boards	41%	55%	23%			
10 Smallest Budgeted Commissions & Boards	52%	54%	32%			
Commissions and Boards	48%	52%	30%			
Advisory Bodies	54%	49%	28%			

Sources: 2017 American Community Survey 5-Year Estimates, SF DOSW Data Collection & Analysis, 2019, *Note: Estimates vary by source. See page 16 for a detailed breakdown.

I. Introduction

Inspired by the 4th UN World Conference on Women in Beijing, San Francisco became the first city in the world to adopt a local ordinance reflecting the principles of the U.N. Convention on the Elimination of All Forms of Discrimination (CEDAW), an international bill of rights for women. The CEDAW Ordinance was passed unanimously by the San Francisco Board of Supervisors and signed into law by Mayor Willie L. Brown, Jr. on April 13, 1998.² In 2002, the CEDAW Ordinance was revised to address the intersection of race and gender and incorporate reference to the UN Convention on the Elimination of all Forms of Race Discrimination. The Ordinance requires City Government to take proactive steps to ensure gender equity and specifies “gender analysis” as a preventive tool to identify and address discrimination. Since 1998, the Department on the Status of Women has employed this tool to analyze the operations of 10 City Departments using a gender lens.

In 2007, the Department on the Status of Women conducted the first gender analysis to evaluate the number of women appointed to City Commissions and Boards. The findings of this analysis informed a City Charter Amendment developed by the Board of Supervisors for the June 2008 Election. This City Charter Amendment (Section 4.101) was overwhelmingly approved by voters and made it city policy that:

- The membership of Commissions and Boards are to reflect the diversity of San Francisco’s population,
- Appointing officials are to be urged to support the nomination, appointment, and confirmation of these candidates, and
- The Department on the Status of Women is required to conduct and publish a gender analysis of Commissions and Boards every 2 years.

The *2019 Gender Analysis* examines the representation of women; people of color; lesbian, gay, bisexual, transgender, queer, and questioning (LGBTQ) individuals; people with disabilities; and veterans on San Francisco policy bodies primarily appointed by the Mayor and the Board of Supervisors. This year’s analysis included more outreach to policy bodies as compared to previous analyses that were limited to Commissions and Boards. As a result, more appointees were included in the data collection and analysis than even before. These policy bodies fall under two categories designated by the San Francisco Office of the City Attorney. The first category, referred to as “Commissions and Boards,” are policy bodies with decision-making authority and whose members are required to submit financial disclosures to the Ethics Commission, and the second category, referred to as “Advisory Bodies,” are policy bodies with advisory function whose members do not submit financial disclosures to the Ethics Commission. A detailed description of methodology and limitations can be found at the end of this report on page 23.

² San Francisco Administrative Code Chapter 33.A.
[http://library.amlegal.com/nxt/gateway.dll/California/administrative/chapter33alocalimplementationoftheunited?f=templates\\$fn=default.htm\\$3.0\\$vid=amlegal:sanfrancisco_ca\\$anc=JD_Chapter33A](http://library.amlegal.com/nxt/gateway.dll/California/administrative/chapter33alocalimplementationoftheunited?f=templates$fn=default.htm$3.0$vid=amlegal:sanfrancisco_ca$anc=JD_Chapter33A).

II. Gender Analysis Findings

Many aspects of San Francisco’s diversity are reflected in the overall population of appointees on San Francisco policy bodies. The analysis includes 84 policy bodies, of which 823 of the 887 seats are filled leaving 7% vacant. As outlined below in the summary chart, slightly more than half of appointees are women, half of appointees are people of color, 28% are women of color, 19% are LGBTQ, 11% have a disability, and 7% are veterans.

Figure 1: Summary Data of Policy Body Demographics, 2019

Appointee Demographics	Percentage of Appointees
Women (n=741)	51%
People of Color (n=706)	50%
Women of Color (n=706)	28%
LGBTQ Identified (n=548)	19%
People with Disabilities (n=516)	11%
Veteran Status (n=494)	7%

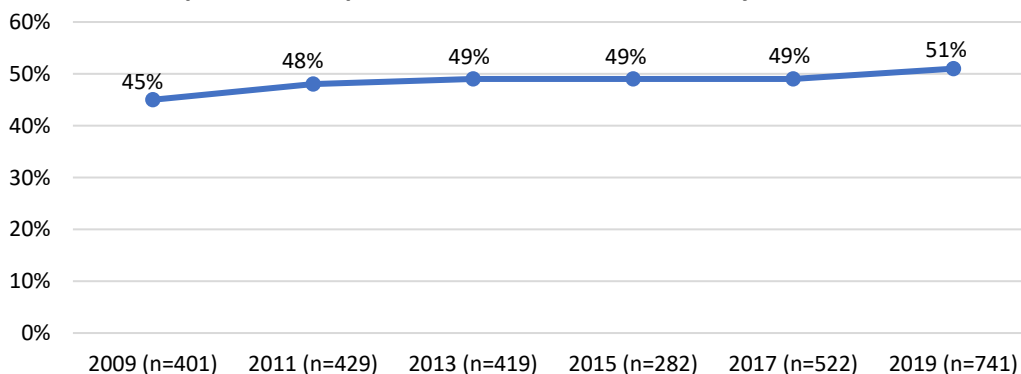
Source: SF DOSW Data Collection & Analysis.

However, further analysis reveals underrepresentation of particular groups. Subsequent sections present comprehensive data analysis providing comparison to previous years, detailing the variables of gender, race/ethnicity, LGBTQ identity, disability, veteran status, and policy body characteristics of budget size, decision-making authority, and appointment authority.

A. Gender

On San Francisco policy bodies, 51% of appointees identify as women, which is slightly above parity compared to the San Francisco female population of 49%. The representation of women remained stable at 49% from 2013 until 2017. This year, the representation of women increased by 2 percentage points, which could be partly due to the larger sample size used in this year’s analysis compared to previous years. A 10-year comparison shows that the representation of women appointees has gradually increased since 2009 by a total of six percentage points.

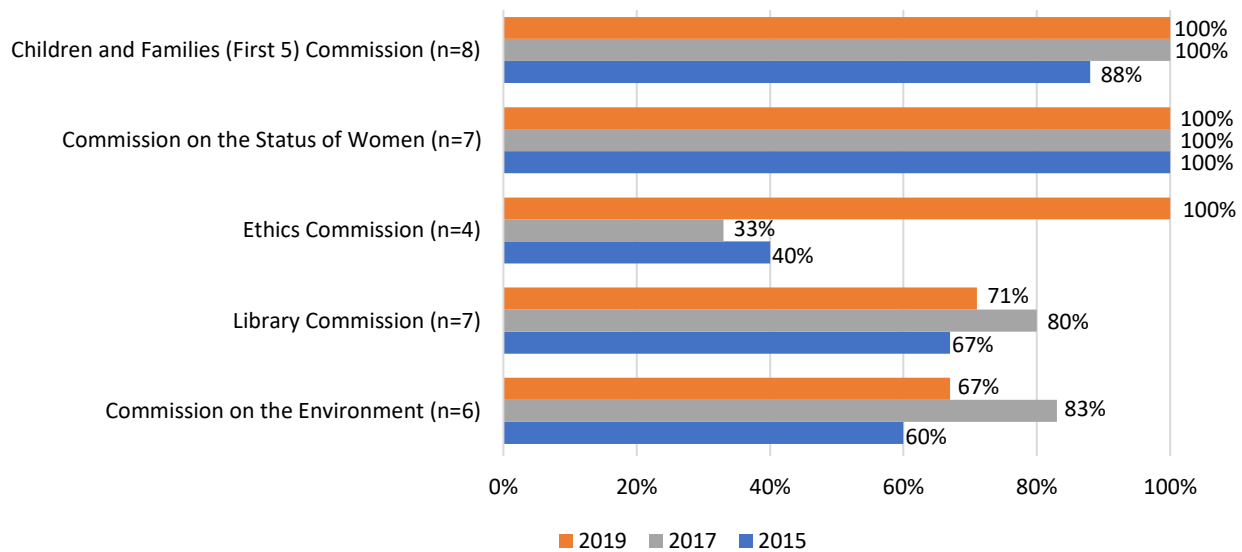
Figure 2: 10-Year Comparison of Representation of Women on Policy Bodies



Source: SF DOSW Data Collection & Analysis.

Figures 3 and 4 analyze Commissions and Boards. Figure 3 showcases the five Commissions and Boards with the highest representation of women appointees as compared to 2015 and 2013. The Children and Families (First Five) Commission and the Commission on the Status of Women are currently comprised of all women appointees. This finding has been consistent for the Commission on the Status of Women in 2015 and 2017. While the Ethics Commission has 100% women appointees, much more than 2015 and 2017, its small size of five appointees means that minimal changes in its demographic composition greatly impacts percentages. This is also the case for other policy bodies with a small number of members. The Library Commission and the Commission on the Environment are fourth and fifth on the list at 71% and 67% women, respectively, with long standing female majorities on each.

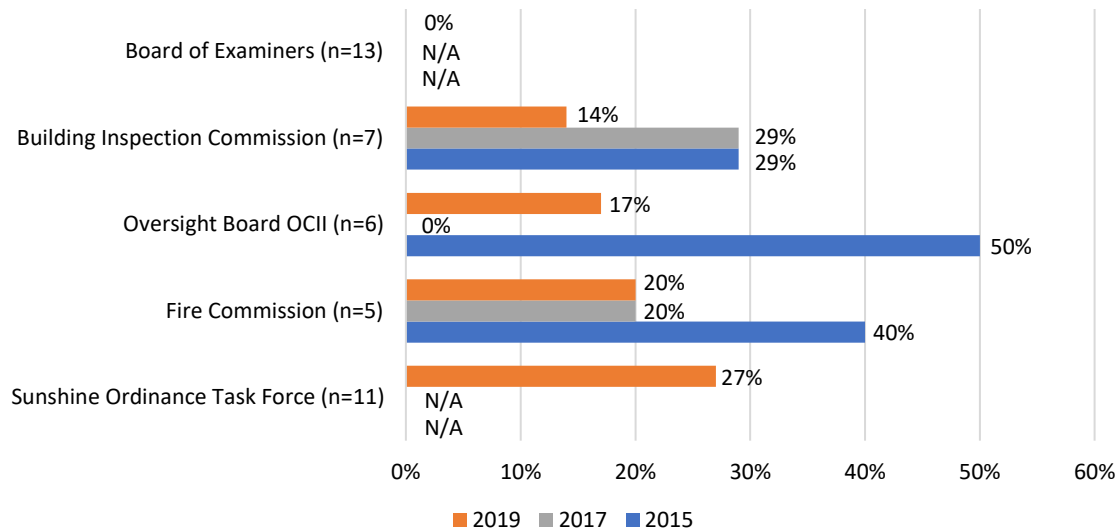
Figure 3: Commissions and Boards with Highest Percentages of Women, 2019 Compared to 2017, 2015



Source: SF DOSW Data Collection & Analysis.

Out of the Commissions and Boards in this section, 23 have 40% or less women. The five Commissions and Boards with the lowest representation of women are displayed in Figure 4. The lowest percentage is found on the Board of Examiners where currently *none* of the 13 appointees are women. Unfortunately, demographic data is unavailable for the Board of Examiners for 2017 and 2015. Next is the Building Inspection Commission at 14%, which is a decrease of female representation compared to 2017 and 2015. The Oversight Board of Community Investment and Infrastructure, Fire Commission, and Sunshine Ordinance Task Force also have some of the lowest percentages of women at 17%, 20%, and 27%, respectively. Unfortunately, the Sunshine Ordinance Task Force did not participate in previous analyses and therefore demographics data is unavailable for 2017 and 2015.

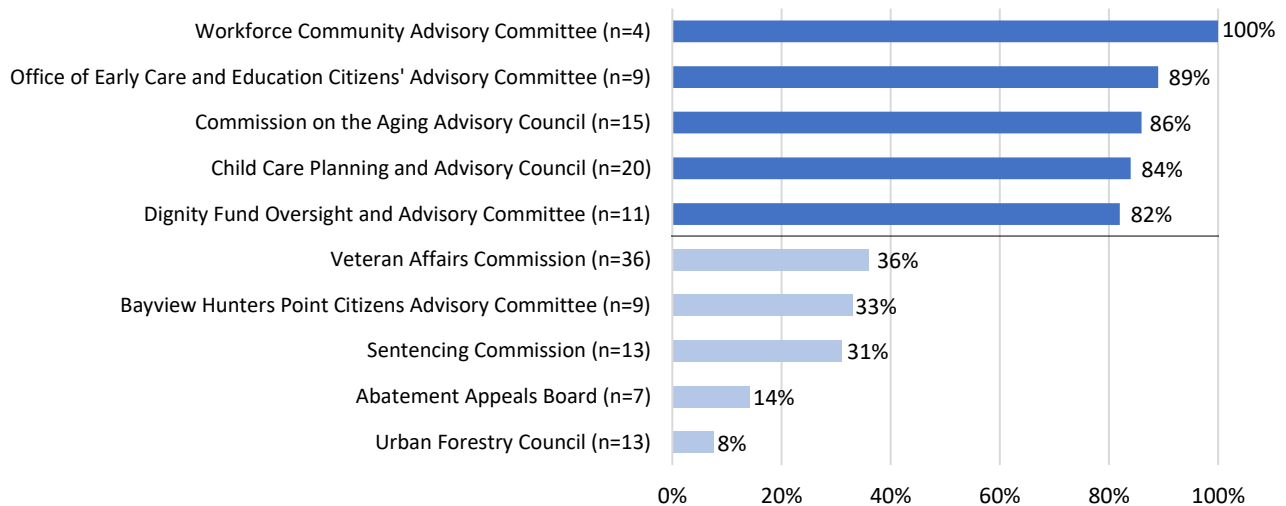
Figure 4: Commissions and Boards with Lowest Percentage of Women, 2019 Compared to 2017, 2015



Source: SF DOSW Data Collection & Analysis.

In addition to Commissions and Boards, Advisory Bodies were examined for the highest and lowest percentages of women. This is the first year such bodies have been included, thus comparison to previous years is unavailable. Figure 9 below displays the five Advisory Bodies with the highest and the five with the lowest representations of women. The Workforce Community Advisory Committees has the greatest representation of women at 100%, followed by the Office of Early Care and Education Citizen’s Advisory Committee at 89%. The Advisory Bodies with the lowest percentage of women are the Urban Forestry Council at 8% of the 13-member body and the Abatement Appeals Board at 14% of the 7-member body.

Figure 5: Advisory Bodies with the Highest and Lowest Percentage of Women, 2019

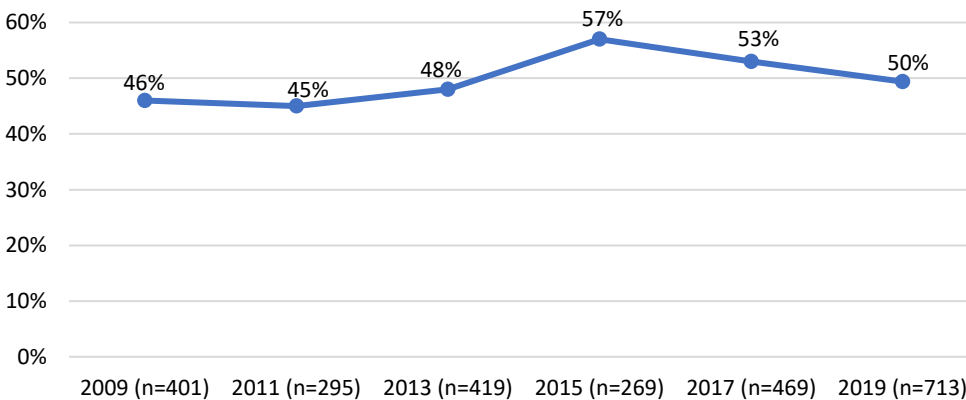


Source: SF DOSW Data Collection & Analysis.

B. Race and Ethnicity

Data on racial and ethnic identity was collected for 706, or 95%, of the 741 surveyed appointees. Although half of appointees identify as a race or ethnicity other than white or Caucasian, people of color are still underrepresented compared to the San Francisco population of 62%. The representation of people of color has increased since 2009 but has decreased following 2015. The number of appointees analyzed increased substantially in 2017 and 2019 compared to 2015, and these larger data samples have coincided with smaller percentages of people of color. The percentage decrease following 2017 could be partially due to the inclusion of more policy and advisory bodies, as the representation of people of color on Commissions and Boards dropped only slightly from 53% in 2017 to 52% in 2019.

Figure 6: 10-Year Comparison of Representation of People of Color on Policy Bodies



Source: SF DOSW Data Collection & Analysis.

The racial and ethnic breakdown of policy body members compared to the San Francisco population is shown in Figure 7. This analysis reveals underrepresentation and overrepresentation in San Francisco policy bodies for certain racial and ethnic groups. Half of all appointees are white, an overrepresentation by more than 10 percentage points. The Black and African American community is well represented on appointed policy bodies at 14% compared to 5% of the population of San Francisco. Characterizing this as an overrepresentation is inaccurate given the representation of Black or African American people on policy bodies has been consistent over the years while the San Francisco population has declined over the same period.³ Furthermore, the most recent nationwide estimate for the Black or African American population is 13%, which is nearly equal to the 14% of Black or African American appointees present on San Francisco policy bodies.⁴

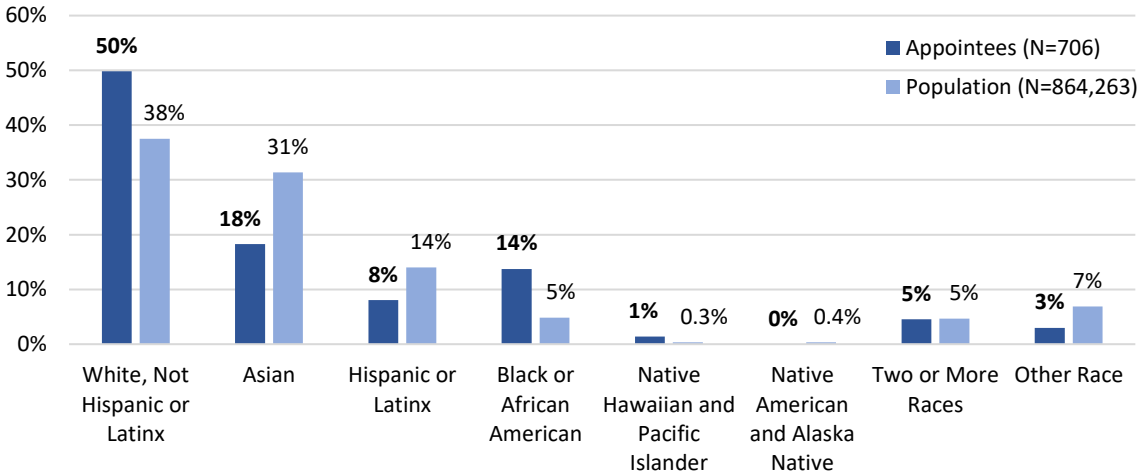
Considerably underrepresented racial and ethnic groups on San Francisco policy bodies compared to the San Francisco population are individuals who identify as Asian or Latinx. While Asians are 31% of the San Francisco population, they only make up 18% of appointees. While the Latinx population of San Francisco is 14%, only 8% of appointees are Latinx. Although there is a small population of Native

³ Samir Gambhir and Stephen Menendian, "Racial Segregation in the Bay Area, Part 2," *Haas Institute for a Fair and Inclusive Society* (2018).

⁴ US Census Bureau, 2018, Retrieved from <https://www.census.gov/quickfacts/fact/table/US/PST045218>.

Americans and Alaska Natives in San Francisco of 0.4%, none of the surveyed appointees identified themselves as such.

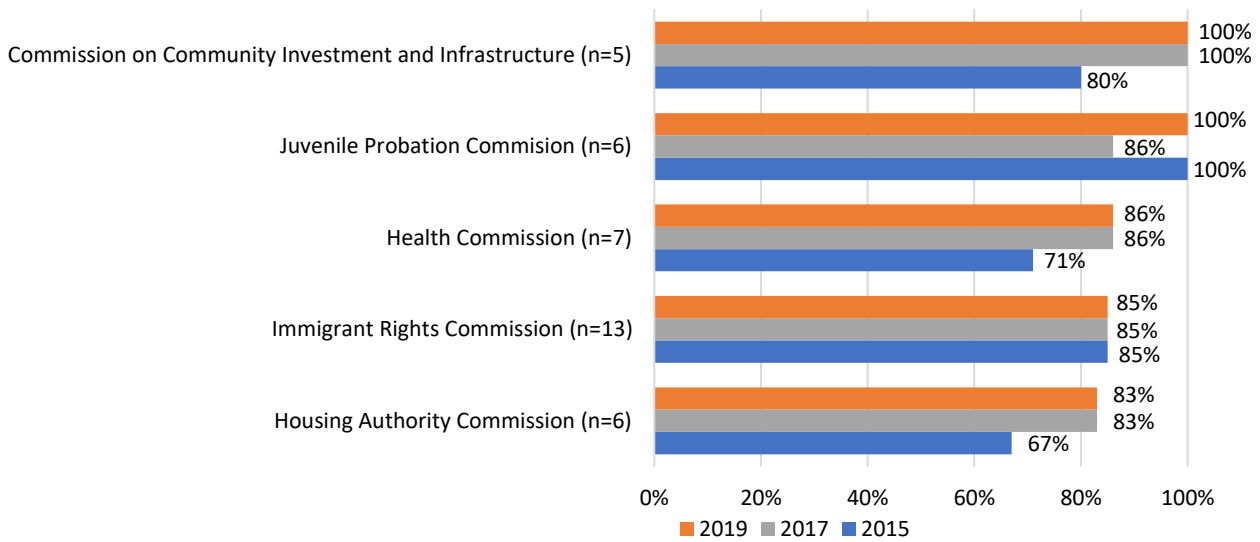
Figure 7: Race and Ethnicity of Appointees Compared to San Francisco Population, 2019



Sources: 2017 American Community Survey 5-Year Estimates, SF DOSW Data Collection & Analysis.

The next two graphs illustrate Commissions and Boards, and Advisory Bodies with the highest and lowest percentages of people of color. As shown in Figure 8, the Commission on Community Investment and Infrastructure remained at 100% from 2017, while the Juvenile Probation Commission has returned to 100% this year after a dip in 2017. Next is the Health Commission, Immigrant Rights Commission, and Housing Authority Commission at 86%, 85%, and 83%, respectively. Percentages of people of color on both the Health Commission and the Housing Authority Commission increased following 2015, and have remained consistent since 2017.

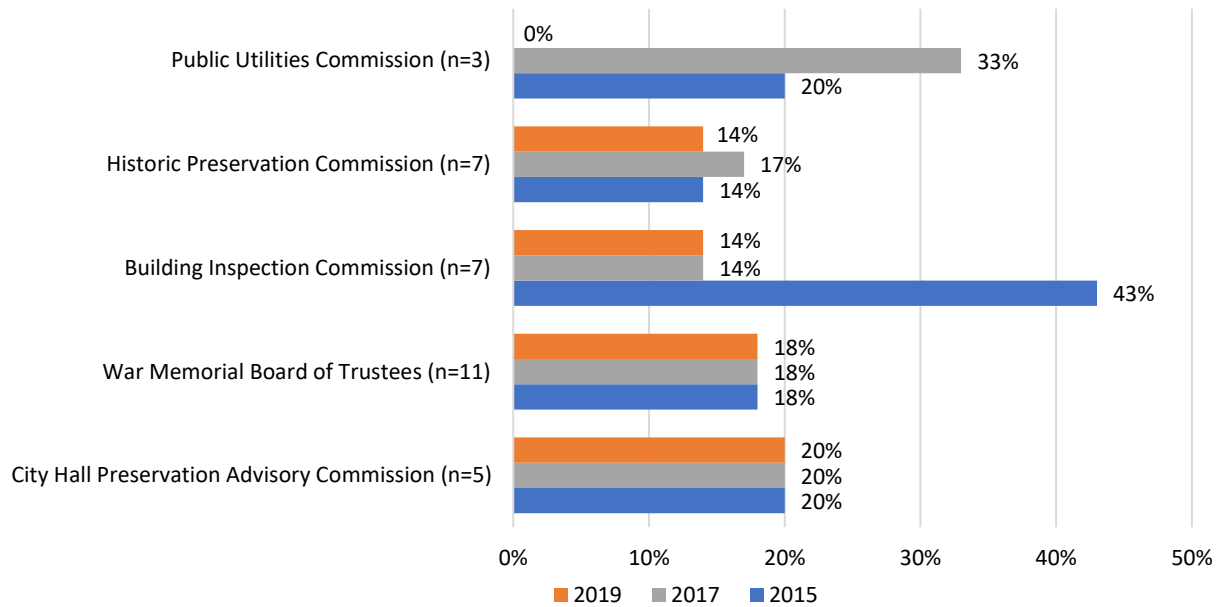
Figure 8: Commissions and Boards with Highest Percentage of People of Color, 2019 Compared to 2017, 2015



Source: SF DOSW Data Collection & Analysis.

There are 23 policy bodies that have 40% or less appointees who identified a racial and ethnic category other than white. Although the Public Utilities Commission has two vacancies, *none* of the current appointees identify as people of color. The Historic Preservation Commission and Building Inspection Commission are both at 14% representation for people of color. The Building Inspection Commission had a large drop from 43% in 2015, with the percentage of people of color decreasing to 14% in 2017 and remaining at this percent for 2019. Lastly, the War Memorial Board of Trustees and City Hall Preservation Advisory Commission have 18% and 20%, respectively.

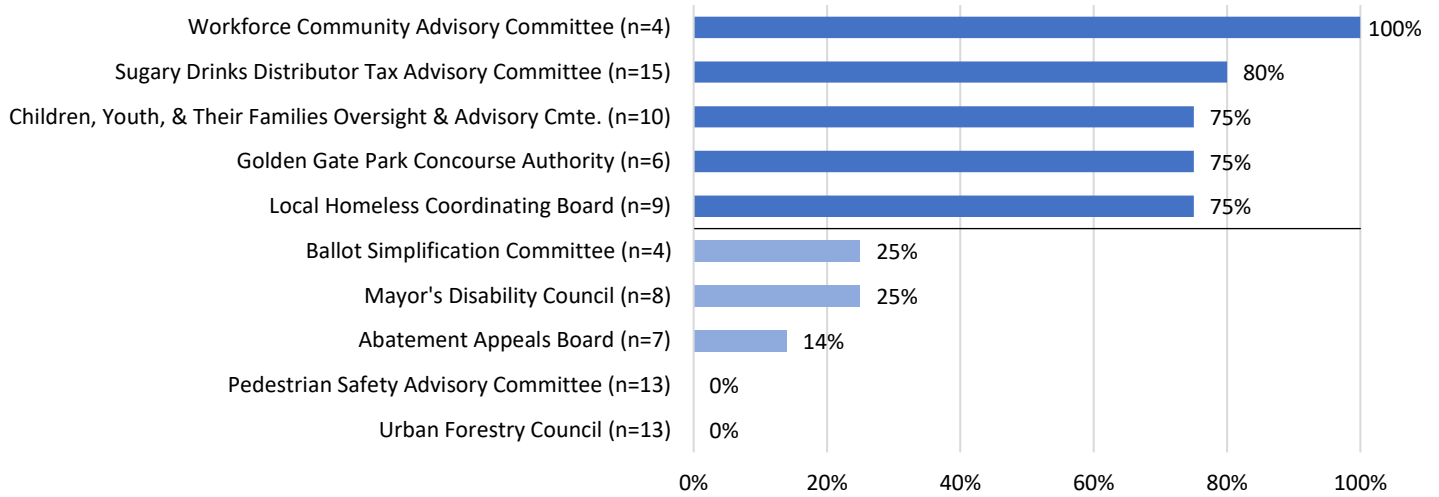
Figure 9: Commissions and Boards with Lowest Percentage of People of Color, 2019 Compared to 2017, 2015



Source: SF DOSW Data Collection & Analysis.

In addition to Commissions and Boards, Advisory Bodies were examined for the highest and lowest percentages of people of color. This is the first year such bodies have been included, thus comparison to previous years is unavailable. All members of the Workforce Community Advisory Committee are people of color. People of color comprise 80% of the Sugary Drinks Distributor Tax Advisory Committee, and 75% of appointees on the Children, Youth and Their Families Oversight and Advisory Committee, the Golden Gate Park Concourse Authority, and the Local Homeless Coordinating Board. Out of the five Advisory Bodies with the lowest representation of people of color, the Ballot Simplification Committee and the Mayor’s Disability Council have 25% appointees of color, and the Abatement Appeals Board has 14% appointees of color. The Urban Forestry and the Pedestrian Safety Advisory Committee have no people of color currently serving.

Figure 10: Advisory Bodies with the Highest and Lowest Percentage of People of Color, 2019

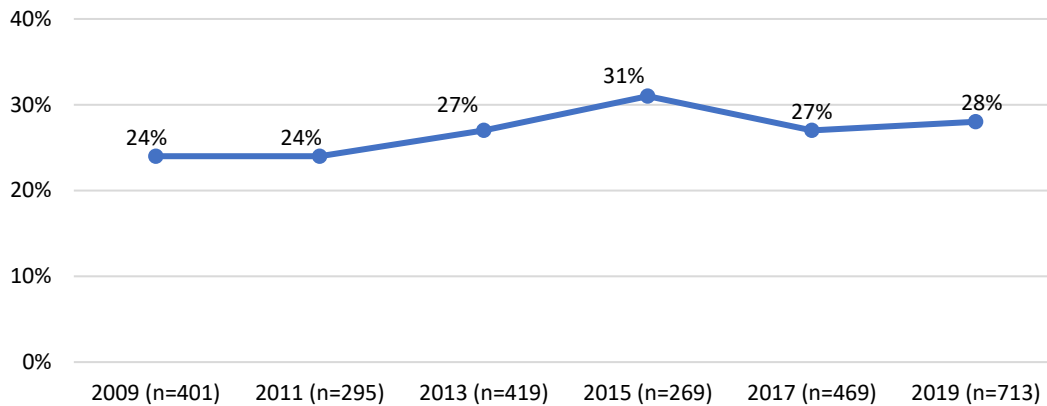


Source: SF DOSW Data Collection & Analysis.

C. Race and Ethnicity by Gender

White men and women are overrepresented on San Francisco policy bodies, while Asian and Latinx men and women are underrepresented. While women of color continue to be underrepresented at 28% compared to the San Francisco population of 32%, this is a slight increase from 2017 which showed 27% women of color. Meanwhile, men of color are 21% of appointees compared to 31% of the San Francisco population.

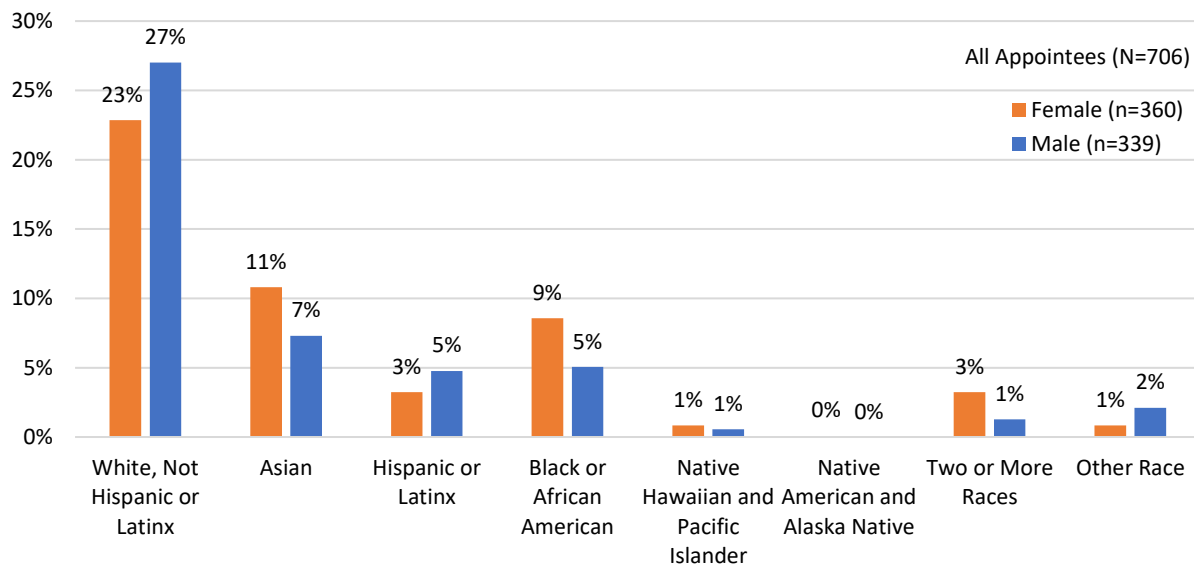
Figure 11: 10-Year Comparison of Representation of Women of Color on Policy Bodies



Source: SF DOSW Data Collection & Analysis.

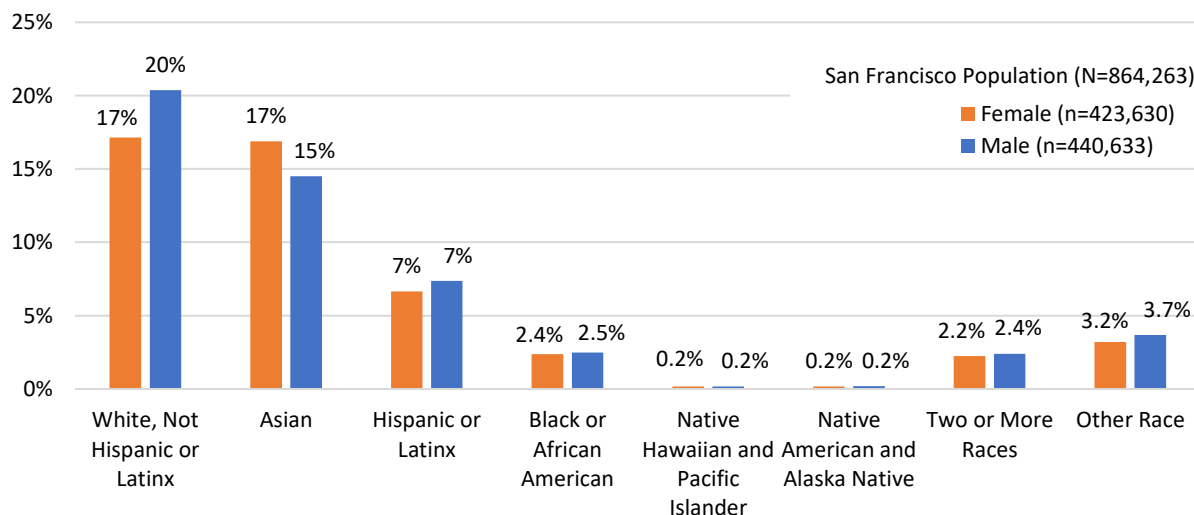
The following figures present the breakdown for appointees and the San Francisco population by race and ethnicity and gender. White men and women are overrepresented, holding 27% and 23% of appointments, respectively, compared to 20% and 17% of the population, respectively. Asian men and women are both greatly underrepresented with Asian women making up 11% of appointees compared to 17% of the population while Asian men comprise 7% of appointees and 15% of the population. Latinx men and women are also underrepresented, particularly Latinx women, who are 3% of appointees and 7% of the population, while Latinx men are 5% of appointees and 7% of the population. Black or African American men and women are well-represented with Black women comprising 9% of appointees and Black men comprising 5% of appointees. Pacific Islander men and women, and multiethnic women also exceed parity with the population. Although Native American men and women make up only 0.4% of San Francisco’s population, none of the surveyed appointees identified themselves as such.

Figure 12: Appointees by Race/Ethnicity and Gender, 2019



Source: SF DOSW Data Collection & Analysis.

Figure 13: San Francisco Population by Race/Ethnicity, 2019



Source: 2017 American Community Survey 5-Year Estimates.

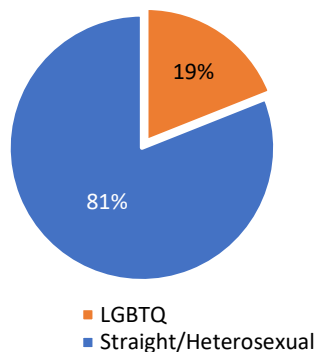
D. LGBTQ Identity

Lesbian, gay, bisexual, transgender, queer, and questioning (LGBTQ) identity data was collected from 548, or 75%, of the 741 surveyed appointees, which is much more data on LGBTQ identity compared to previous reports. Due to limited and outdated information on the population of the LGBTQ community in San Francisco, it is difficult to adequately assess the representation of the LGBTQ community. However, compared to available San Francisco, larger Bay Area, and national data, the LGBTQ community is well represented on San Francisco policy bodies. Recent research estimates the national LGBT population is 4.5%.⁵ The LGBT population of the San Francisco and greater Bay Area is estimated to rank the highest of U.S. cities at 6.2%,⁶ while a 2006 survey found that 15.4% of adults in San Francisco identify as LGBT⁷.

Of the appointees who responded to this question, 19% identify as LGBTQ and 81% identify as straight or heterosexual. Of the LGBTQ appointees, 48% identify as gay, 23% as lesbian, 17% as bisexual, 7% as queer, 5% as transgender, and 1% as questioning. Data on LGBTQ identity by race was not captured. Efforts to capture data on LGBTQ identity by race for future reports would enable more intersectional analysis.

Figure 14: LGBTQ Identity of Appointees, 2019

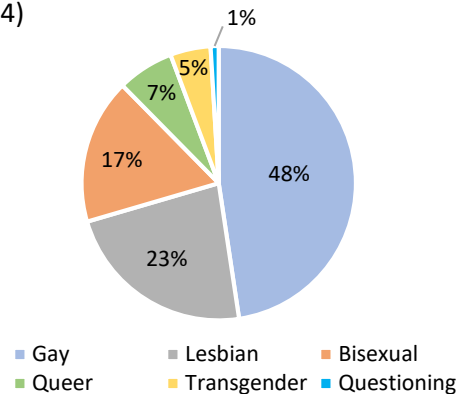
(N=548)



Source: SF DOSW Data Collection & Analysis.

Figure 15: LGBTQ Population of Appointees, 2019

(N=104)



Source: SF DOSW Data Collection & Analysis.

E. Disability Status

Overall, 12% of adults in San Francisco have one or more disabilities, and when broken down by gender, 6.2% are women and 5.7% are men. Disability data for transgender and gender non-conforming individuals in San Francisco is currently unavailable. Data on disability was obtained from 516, or 70%, of the 714 appointees who participated in the survey. Of the 516 appointees, 11.2% reported to have one

⁵ Frank Newport, "In U.S., Estimate of LGBT Population Rises to 4.5%," *GALLUP* (May 22, 2018) <https://news.gallup.com/poll/234863/estimate-lgbt-population-rises.aspx>.

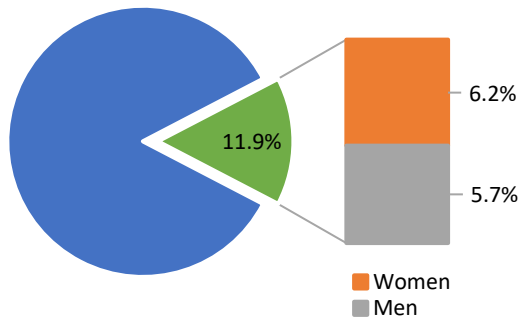
⁶ Gary J. Gates and Frank Newport, "San Francisco Metro Area Ranks Highest in LBGT Percentage," *GALLUP* (March 20, 2015) https://news.gallup.com/poll/182051/san-francisco-metro-area-ranks-highest-lgbt-percentage.aspx?utm_source=Social%20Issues&utm_medium=newsfeed&utm_campaign=tiles.

⁷ Gary J. Gates, "Same Sex Couples and the Gay, Lesbian, Bisexual Population: New Estimates from the American Community Survey," *The Williams Institute on Sexual Orientation Law and Public Policy, UCLA School of Law* (2006).

or more disabilities, which is near parity with the San Francisco population. Of the 11.2% appointees with one or more disabilities, 6.8% are women, 3.9% are men, 0.4% are trans women, and 0.2% are trans men.

Figure 16: San Francisco Adult Population with a Disability by Gender, 2017

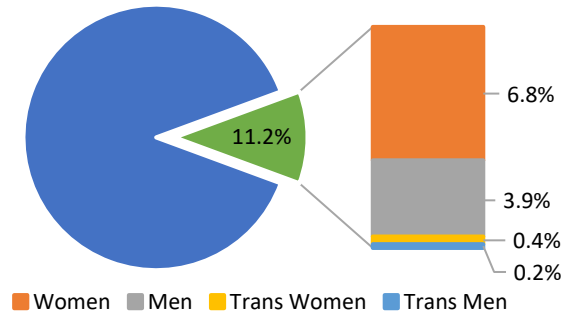
(N=744,243)



Source: 2017 American Community Survey 5-Year Estimates.

Figure 17: Appointees with One or More Disabilities by Gender, 2019

(N=516)



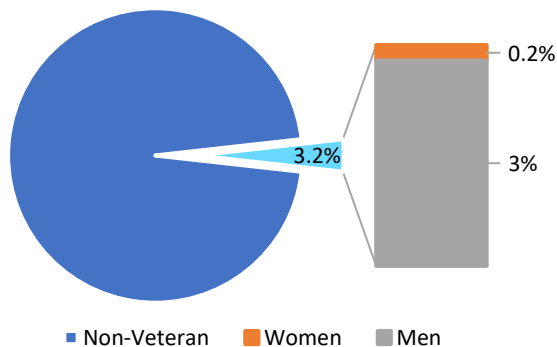
Source: SF DOSW Data Collection & Analysis.

F. Veteran Status

Overall, 3.2% of the adult population in San Francisco has served in the military. There is a considerable difference by gender, as male veterans are 3% and female veterans are 0.2% of the population. Data on veteran status was obtained from 494, or 67%, of appointees who participated in the survey. Of the 494 appointees who responded to this question, 7.1% have served in the military. Like the San Francisco population, there is a large difference by gender, as men comprise 5.7% and women make up only 1.2% of the total number of veteran appointees. Of participating appointees, 0.2% of veterans are trans women. Veteran status data on transgender and gender non-conforming individuals in San Francisco is currently unavailable.

Figure 18: San Francisco Adult Population with Military Service by Gender, 2017

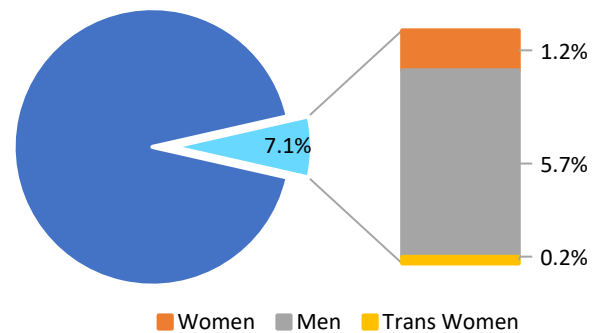
(N=747,896)



Source: 2017 American Community Survey 5-Year Estimates.

Figure 19: Appointees with Military Service, 2019

(N=494)



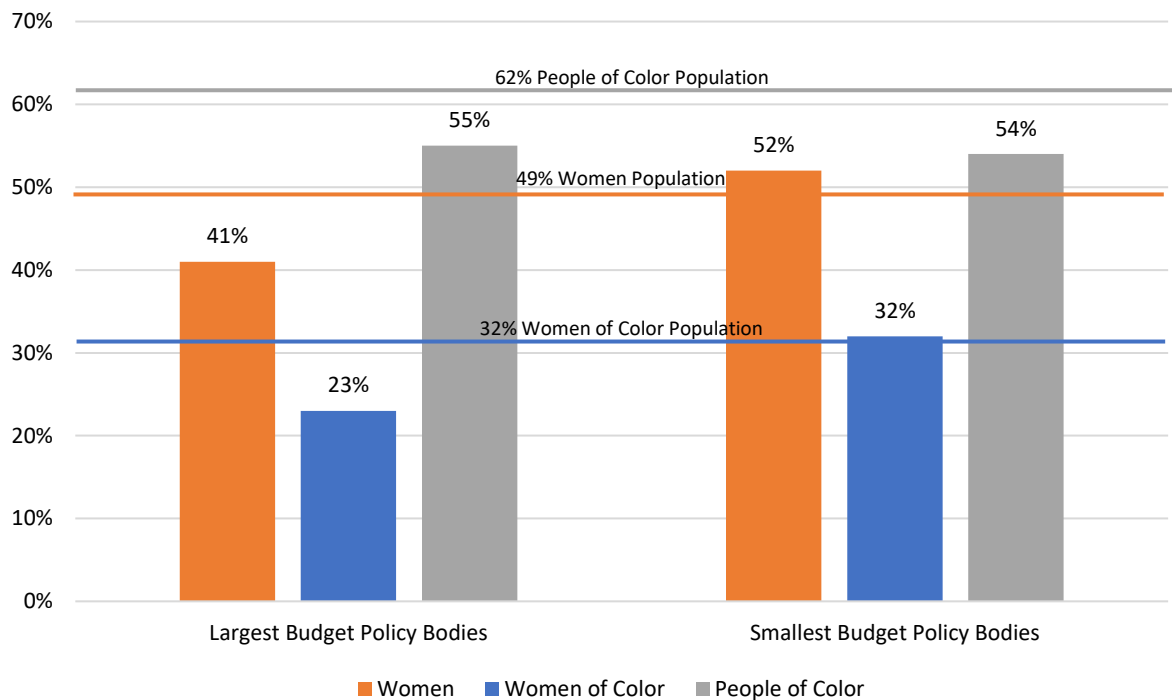
Source: SF DOSW Data Collection & Analysis.

G. Policy Bodies by Budget

This report also examines whether policy bodies with the largest and smallest budget sizes and other characteristics are demographically representative of the San Francisco population. In this section, budget size is used as a proxy for influence. Although this report has expanded the scope of analysis to include more policy bodies compared to previous reports, this section of analysis was limited to Commissions and Boards with decision-making authority and whose members file financial disclosures with the Ethics Commission. The purpose of this analysis is to evaluate the demographics for the spectrum of budgetary influence of policy bodies with decision-making authority in San Francisco.

Overall, appointees from the 10 largest budgeted Commissions and Boards are 55% people of color, 41% women, and 23% women of color. Appointees from the 10 smallest budgeted Commissions and Boards are 54% people of color, 52% women, and 32% women of color. Although still below parity with the San Francisco population, the representation of people of color on both the largest and smallest budgeted policy bodies is greater than the percentage of people of color for all appointees combined (50%). For women and women of color, their representation meets or exceeds parity with the population on the 10 smallest budgeted bodies. However, it falls far below parity for the 10 largest budgeted bodies. The representation of total women and women of color is greater on smaller budgeted policy bodies by 27%, and 39%, respectively.

Figure 20: Percent of Women, Women of Color, and People of Color on Commissions and Boards with Largest and Smallest Budgets in Fiscal Year 2018-2019



Source: SF DOSW Data Collection & Analysis.

Figure 21: Demographics of Commissions and Boards with Largest Budgets, 2019

Body	FY18-19 Budget	Total Seats	Filled seats	Women	Women of Color	People of Color
Health Commission	\$2,200,000,000	7	7	29%	14%	86%
Public Utilities Commission	\$1,296,600,000	5	3	67%	0%	0%
MTA Board of Directors and Parking Authority Commission	\$1,200,000,000	7	7	57%	14%	43%
Airport Commission	\$1,000,000,000	5	5	40%	20%	40%
Commission on Community Investment and Infrastructure	\$745,000,000	5	5	60%	60%	100%
Police Commission	\$687,139,793	7	7	43%	43%	71%
Health Authority (Plan Governing Board)	\$666,000,000	19	15	33%	27%	47%
Human Services Commission	\$529,900,000	5	5	40%	0%	40%
Fire Commission	\$400,721,970	5	5	20%	20%	40%
Aging and Adult Services Commission	\$334,700,000	7	7	43%	14%	57%
Total	\$9,060,061,763	72	66	41%	23%	55%

Source: SF DOSW Data Collection & Analysis.

Figure 22: Demographics of Commissions and Boards with Smallest Budgets, 2019

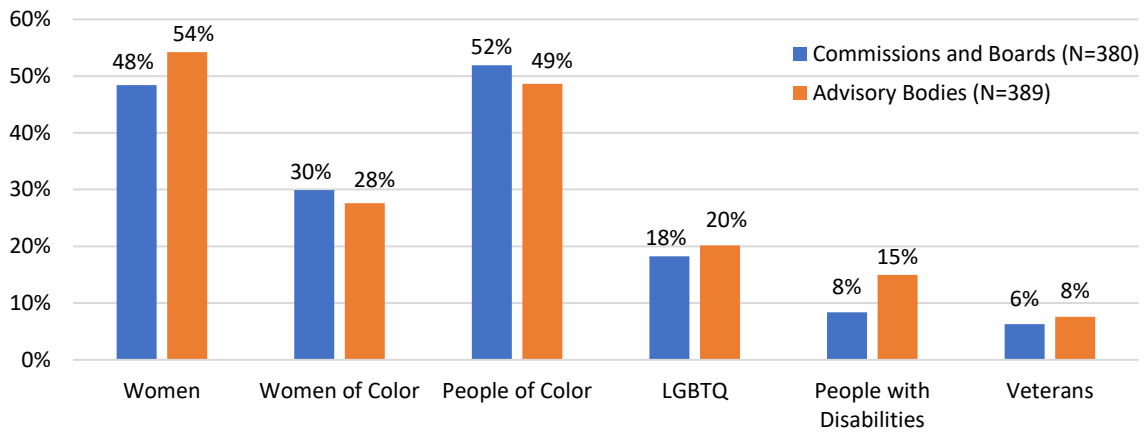
Body	FY18-19 Budget	Total Seats	Filled Seats	Women	Women of color	People of Color
Rent Board Commission	\$8,543,912	10	9	44%	11%	33%
Commission on the Status of Women	\$8,048,712	7	7	100%	71%	71%
Ethics Commission	\$6,458,045	5	4	100%	50%	50%
Human Rights Commission	\$4,299,600	12	10	50%	50%	70%
Small Business Commission	\$2,242,007	7	7	43%	29%	43%
Civil Service Commission	\$1,262,072	5	4	50%	0%	25%
Board of Appeals	\$1,072,300	5	5	40%	20%	40%
Entertainment Commission	\$1,003,898	7	7	29%	14%	57%
Assessment Appeals Board No.1, 2, & 3	\$663,423	24	18	39%	22%	44%
Youth Commission	\$305,711	17	16	56%	44%	75%
Total	\$33,899,680	99	87	52%	32%	54%

Source: SF DOSW Data Collection & Analysis.

H. Comparison of Advisory Body and Commission and Board Demographics

The comparison of the two policy body categories in this section provides another proxy for influence, as Commissions and Boards whose members file disclosures of economic interest have greater decision-making authority in San Francisco than Advisory Bodies whose members do not file economic interest disclosures. The percentages of total women, LGBTQ people, people with disabilities, and veterans are larger for total appointees on Advisory Bodies. However, the percentages of women of color and people of color on Commissions and Boards slightly exceeds the percentages of women of color and people of color on Advisory Bodies.

Figure 23: Demographics of Appointees on Commission and Boards and Advisory Bodies, 2019

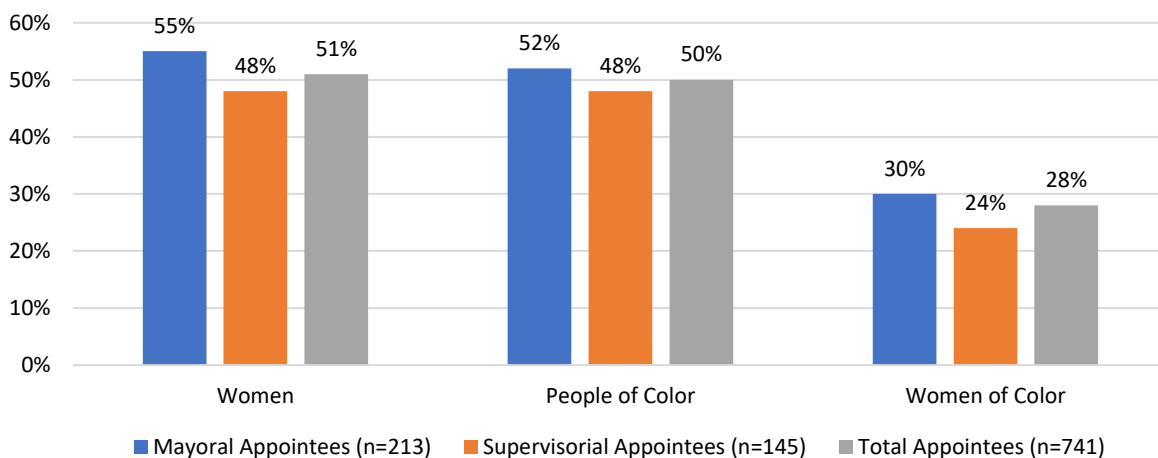


Source: SF DOSW Data Collection & Analysis.

I. Demographics of Mayoral, Supervisorial, and Total Appointees

Figure 24 compares the representation of women, women of color, and people of color for appointments made by the Mayor, Board of Supervisors, and by the total of all approving authorities combined. Mayoral appointments are more diverse, and consist of more women, women of color, and people of color compared to Supervisorial appointments. Mayoral appointments include 55% women, 30% women of color, and 52% people of color, while Supervisorial appointments are 48% women, 24% women of color, and 48% people of color. The total of all approving authorities combined average out at 51% women, 28% women of color, and 50% people of color. This disparity in diversity between Mayoral and Supervisorial appointments may be due in part to the appointment section process for each authority. The 11-member Board of Supervisors only sees applicants for specific bodies through the 3-member Rules Committee or by designees, stipulated in legislation (e.g. “renter,” “landlord,” “consumer advocate”), whereas the Mayor typically has the ability to take total appointments into account during selections, and can therefore better address gaps in diversity.

Figure 24: Demographics of Mayoral, Supervisorial, and Total Appointees, 2019



Source: SF DOSW Data Collection & Analysis.

III. Conclusion

Since the first gender analysis of Commissions and Boards in 2007, the representation of women appointees on San Francisco policy bodies has gradually increased. The *2019 Gender Analysis* finds the percentage of women appointees is 51%, which slightly exceeds the population of women in San Francisco.

When appointee demographics are analyzed by gender and race, women of color continue to be underrepresented on San Francisco policy bodies compared to the San Francisco population. Most notably underrepresented are Asian women who make up 17% of the population but only 11% of appointees, and Latinx women who make up 7% of the population but only 3% of appointees. Additionally, men of color are underrepresented relative to their San Francisco population, primarily Asian and Latinx men.

Furthermore, when analyzing the demographic composition of larger and smaller budgeted Commissions and Boards, women are underrepresented on those with the largest budgets, and overrepresented or reach parity with the population on smaller budgeted Commissions and Boards. These two trends are amplified for women of color appointees. Women comprise 41% of total appointees on the largest budgeted policy bodies, which is 8 percentage points below the population, and women of color comprise 23% of total appointees on the largest budgeted policy bodies, 9 percentage points below their San Francisco population. Comparatively, women are 52% of total appointees on the smallest budgeted policy bodies, and women of color are 32% of appointees, which is equal to the San Francisco population. However, the issue of largest and smallest budgeted policy bodies does not seem to impact the representation of people of color. People of color make up 55% of appointees on the largest budgeted policy bodies and 54% of appointees on the smallest budgeted policy bodies compared to 50% of total appointees. Nonetheless, these percentages still fall below the San Francisco population of people of color at 62%.

In addition to using budget size as a proxy for influence, this report analyzed demographic characteristics of appointees on Commissions and Boards who file disclosures of economic interest and have decision-making authority, and appointees on Advisory Bodies who do not file economic interest disclosures. Over half (54%) of appointees on Advisory Bodies are women, while 48% of appointees on Commissions and Boards are women. Although 48% is only slightly below the San Francisco population of women, women comprise a decently higher percentage of appointees on Advisory Bodies compared to Commissions and Boards.

This year's report features more data on LGBTQ identity, veteran status, and disability than previous gender analyses. The *2019 Gender Analysis* found a relatively high representation of LGBTQ individuals on San Francisco policy bodies. For the appointees that provided LGBTQ identity information, 19% identify as LGBTQ with the largest subset being gay men at 48%. It is recommended for future gender analyses to collect LGBTQ data by race and gender to provide additional intersectional analysis. The representation of appointees with disabilities is 11%, just below the 12% population. Veterans are highly represented on San Francisco policy bodies at 7% compared to the veteran population of 3%.

Additionally, this report evaluates and compares the representation of women, women of color, and people of color appointees by the Mayor, Board of Supervisors, and by the total of all approving authorities combined. Mayoral appointees include 55% women, 30% women of color, and 52% people

of color, which overall is more diverse by gender and race compared to both Supervisorial appointees and total appointees.

This report is intended to advise the Mayor, Board of Supervisors, and other appointing authorities, as they select appointments for policy bodies of the City and County of San Francisco. In spirit of the 2008 City Charter Amendment that establishes this biennial Gender Analysis report requirement and the importance of diversity on San Francisco policy bodies, efforts to address gaps in diversity and inclusion should remain at the forefront when making appointments in order to accurately reflect the population of San Francisco.

IV. Methodology and Limitations

This report focuses on City and County of San Francisco Commissions, Boards, Task Forces, Councils, and Committees that have the majority of members appointed by the Mayor and Board of Supervisors and that have jurisdiction limited to the City. The gender analysis reflects data from the policy bodies that provided information to the Department on the Status of Women through digital and paper survey.

Data was requested from 90 policy bodies and acquired from 84 different policy bodies and a total of 741 appointees. A Commissioner or Board member's gender identity, race/ethnicity, sexual orientation, disability status, and veteran status were among data elements collected on a voluntary basis. Data on lesbian, gay, bisexual, transgender, queer, or questioning (LGBTQ) identity, disability, and veteran status of appointees were incomplete or unavailable for some appointees but are included to the extent possible. As the fundamental objective of this report is to surface patterns of underrepresentation, every attempt has been made to reflect accurate and complete information in this report. Data for some policy bodies was incomplete, and all appointees who responded were included in the total demographic categories. Only policy bodies with full data on gender and race for all appointees were included in sections comparing demographics of individual bodies. It should be noted that for policy bodies with a small number of members, the change of a single individual greatly impacts the percentages of demographic categories. As such, these percentages should be interpreted with this in mind.

The surveyed policy bodies fall under two categories designated by the San Francisco Office of the City Attorney document entitled *List of City Boards, Commissions, and Advisory Bodies Created by Charter, Ordinance, or Statute*.⁸ This document separates San Francisco policy bodies into two different categories. The first category includes Commissions and Boards with decision-making authority and whose members are required to submit financial disclosures with the Ethics Commission, and the second category encompasses Advisory Bodies whose members do not submit financial disclosures with the Ethics Commission. Depending on the analysis criteria in each section of this report, the surveyed policy bodies and appointees are either examined comprehensively as a whole or examined separately in the two categories designated by the Office of the City Attorney.

Data from the U.S. Census 2013-2017 American Community Survey 5-Year Estimates provides a comparison to the San Francisco population. Figures 26 and 27 in the Appendix display these population estimates by race/ethnicity and gender.

⁸ "List of City Boards, Commissions, and Advisory Bodies Created by Charter, Ordinance, or Statute," Office of the City Attorney, <https://www.sfcityattorney.org/wp-content/uploads/2016/01/Commission-List-08252017.pdf>, (August 25, 2017).

Appendix

Figure 25: Policy Body Demographics, 2019⁹

Policy Body	Total Seats	Filled Seats	FY18-19 Budget	Women	Women of Color	People of Color
Abatement Appeals Board	7	7	\$76,500,000	14%	0%	14%
Aging and Adult Services Commission	7	7	\$334,700,000	57%	33%	57%
Airport Commission	5	5	\$1,000,000,000	40%	50%	40%
Arts Commission	15	15	\$37,000,000	67%	50%	60%
Asian Art Commission	27	27	\$30,000,000	63%	71%	59%
Assessment Appeals Board No.1	8	5	\$663,423	20%	0%	20%
Assessment Appeals Board No.2	8	8	-	50%	75%	63%
Assessment Appeals Board No.3	8	4	-	50%	50%	50%
Ballot Simplification Committee	5	4	\$0	75%	33%	25%
Bayview Hunters Point Citizens Advisory Committee	12	9	\$0	33%	100%	67%
Board of Appeals	5	5	\$1,072,300	40%	50%	40%
Board of Examiners	13	13	\$0	0%	0%	46%
Building Inspection Commission	7	7	\$76,500,000	14%	0%	14%
Child Care Planning and Advisory Council	25	19	\$26,841	84%	50%	50%
Children and Families Commission (First 5)	9	8	\$28,002,978	100%	75%	75%
Children, Youth, and Their Families Oversight and Advisory Committee	11	10	\$155,224,346	50%	80%	75%
Citizen's Committee on Community Development	9	8	\$39,696,467	75%	67%	63%
City Hall Preservation Advisory Commission	5	5	\$0	60%	33%	20%
Civil Service Commission	5	4	\$1,262,072	50%	0%	25%
Commission on Community Investment and Infrastructure	5	5	\$745,000,000	60%	100%	100%
Commission on the Aging Advisory Council	22	15	\$0	80%	33%	31%
Commission on the Environment	7	6	\$27,280,925	67%	50%	50%
Commission on the Status of Women	7	7	\$8,048,712	100%	71%	71%
Dignity Fund Oversight and Advisory Committee	11	11	\$3,000,000	82%	33%	45%
Eastern Neighborhoods Citizens Advisory Committee	19	13	\$0	38%	40%	44%
Elections Commission	7	7	\$15,238,360	57%	25%	29%
Entertainment Commission	7	7	\$1,003,898	29%	50%	57%
Ethics Commission	5	4	\$6,458,045	100%	50%	50%
Film Commission	11	11	\$0	55%	67%	50%
Fire Commission	5	5	\$400,721,970	20%	100%	40%
Golden Gate Park Concourse Authority	7	6	\$0	50%	67%	75%

⁹ Figure 25 only includes policy bodies with complete data on gender for all appointees. Some bodies had incomplete data on race/ethnicity of appointees. For these, percentages for people of color are calculated out of known race/ethnicity.

Policy Body	Total Seats	Filled Seats	FY18-19 Budget	Women	Women of Color	People of Color
Health Authority (Plan Governing Board)	19	15	\$666,000,000	33%	80%	50%
Health Commission	7	7	\$2,200,000,000	43%	50%	86%
Health Service Board	7	6	\$11,632,022	33%	0%	50%
Historic Preservation Commission	7	7	\$53,832,000	43%	33%	14%
Housing Authority Commission	7	6	\$60,894,150	50%	100%	83%
Human Rights Commission	12	10	\$4,299,600	60%	100%	70%
Human Services Commission	5	5	\$529,900,000	40%	0%	40%
Immigrant Rights Commission	15	13	\$0	54%	86%	85%
In-Home Supportive Services Public Authority	13	9	\$70,729,667	44%	50%	56%
Juvenile Probation Commission	7	6	\$48,824,199	33%	100%	100%
Library Commission	7	7	\$160,000,000	71%	40%	57%
Local Homeless Coordinating Board	9	9	\$40,000,000	56%	60%	75%
Mayor's Disability Council	11	8	\$0	75%	17%	25%
Mental Health Board	17	15	\$184,962	73%	64%	73%
MTA Board of Directors and Parking Authority Commission	7	7	\$1,200,000,000	57%	25%	43%
Office of Early Care and Education Citizens' Advisory Committee	9	9	\$0	89%	50%	56%
Oversight Board (COII)	7	6	\$745,000,000	17%	100%	67%
Pedestrian Safety Advisory Committee	17	13	\$0	46%	17%	8%
Planning Commission	7	6	\$53,832,000	50%	67%	33%
Police Commission	7	7	\$687,139,793	43%	100%	71%
Port Commission	5	5	\$192,600,000	60%	67%	60%
Public Utilities Citizen's Advisory Committee	17	13	\$0	54%	14%	31%
Public Utilities Commission	5	3	\$1,296,600,000	67%	0%	0%
Public Utilities Rate Fairness Board	7	6	\$0	33%	100%	67%
Public Utilities Revenue Bond Oversight Committee	7	5	\$0	40%	50%	40%
Recreation and Park Commission	7	7	\$230,900,000	29%	50%	43%
Reentry Council	24	23	\$0	43%	70%	70%
Rent Board Commission	10	9	\$8,543,912	44%	25%	33%
Residential Users Appeal Board	3	2	\$0	0%	0%	50%
Retirement System Board	7	7	\$95,000,000	43%	67%	29%
Sentencing Commission	13	13	\$0	31%	25%	67%
Small Business Commission	7	7	\$2,242,007	43%	67%	43%
SRO Task Force	12	12	\$0	42%	25%	55%
Sugary Drinks Distributor Tax Advisory Committee	16	15	\$0	67%	70%	80%
Sunshine Ordinance Task Force	11	11	\$0	27%	67%	36%
Sweatfree Procurement Advisory Group	11	7	\$0	43%	67%	43%
Treasure Island Development Authority	7	6	\$18,484,130	50%	N/A	N/A

Policy Body	Total Seats	Filled Seats	FY18-19 Budget	Women	Women of Color	People of Color
Treasure Island/Yerba Buena Island Citizens Advisory Board	17	13	\$0	54%	N/A	N/A
Urban Forestry Council	15	13	\$153,626	8%	0%	0%
Veterans Affairs Commission	17	11	\$0	36%	50%	55%
War Memorial Board of Trustees	11	11	\$18,185,686	55%	33%	18%
Workforce Community Advisory Committee	8	4	\$0	100%	100%	100%
Youth Commission	17	16	\$305,711	56%	78%	75%

Source: SF DOSW Data Collection & Analysis, 2019.

Figure 26: San Francisco Population Estimates by Race/Ethnicity, 2017

Race/Ethnicity	Total	
	Estimate	Percent
San Francisco County California	864,263	-
White, Not Hispanic or Latino	353,000	38%
Asian	295,347	31%
Hispanic or Latinx	131,949	14%
Some other Race	64,800	7%
Black or African American	45,654	5%
Two or More Races	43,664	5%
Native Hawaiian and Pacific Islander	3,226	0.3%
Native American and Alaska Native	3,306	0.4%

Source: 2017 American Community Survey 5-Year Estimates.

Figure 27: San Francisco Population Estimates by Race/Ethnicity and Gender, 2017

Race/Ethnicity	Total		Female		Male	
	Estimate	Percent	Estimate	Percent	Estimate	Percent
San Francisco County California	864,263	-	423,630	49%	440,633	51%
White, Not Hispanic or Latino	353,000	38%	161,381	17%	191,619	20%
Asian	295,347	31%	158,762	17%	136,585	15%
Hispanic or Latinx	131,949	14%	62,646	7%	69,303	7%
Some Other Race	64,800	7%	30,174	3%	34,626	4%
Black or African American	45,654	5%	22,311	2.4%	23,343	2.5%
Two or More Races	43,664	5%	21,110	2.2%	22,554	2.4%
Native Hawaiian and Pacific Islander	3,226	0.3%	1,576	0.2%	1,650	0.2%
Native American and Alaska Native	3,306	0.4%	1,589	0.2%	1,717	0.2%

Source: 2017 American Community Survey 5-Year Estimates.

City and County of San Francisco
Department on the Status of Women
25 Van Ness Avenue, Suite 240
San Francisco, California 94102
sfgov.org/dosw
dosw@sfgov.org
415.252.2570

2/18/2022

To Whom It May Concern,

It is my pleasure to strongly recommend Nicholas Staton for Homeless Committee Board Member.

My name is Adam Olendorf, I am a SF resident and student attending the Academy of Arts University. My first course of my degree started in the summer of 2021, which was where I met Nicholas through mutual classes.

During our courses together not only did I (and most of our class) come to rely on Nicholas's feedback and understanding of the material, I also came to rely on his positivity and work ethic. While most of us were struggling with the work he not only excelled but more importantly jumped in and helped the rest of us along when we were stuck. He would take time out of his day to set up zoom meetings and video recordings to get us through a rough concept.

One of the most important things we are taught about design is the need for empathy. Empathy towards other humans and their struggles. I can honestly say I do not know of any other man who embodies empathy more so than Nicholas. Whether It's simply helping a classmate with an assignment or volunteering for social causes he always has his finger on the pulse of those in need.

There have been countless times where I have also witnessed Nicholas giving instinctive help to those in need. From picking up and moving aside eyeglasses on the side walk so they don't get stepped on by passer-byers, to buying simple groceries to keep individuals going through the cold nights, and warm meals and whatever change he can spare. Nicholas demonstrates his empathy perfectly within the city.

I'm lucky to count Nicholas not only as a classmate, but as true friend. Between convincing me to spend some of my free time at the local animal shelter and being there when I needed to vent, I can say that my life has only been enriched since the summer I met him.

I am, without a doubt, confident that Nicholas would be a great fit for your committee. Not only will he bring the kind of skills and experiences you're looking for in an applicant, but he will also bring something I believe is lacking in society, empathy and compassion for a fellow person's struggle. Companionship.

If you need more information or specific examples, please do not hesitate to contact me at adam.olendorf@gmail.com. As a recommendation letter likely only provides a snapshot of his talents and experiences, I would be happy to further elaborate on my time getting to know him and the quality of his character.

Sincerely,

Adam Olendorf
Industrial Design
Student
Academy of Arts University

Anthony J Folise – Gunnery Sergeant – 3rd Marine Airwing
Marine Corps Base Camp Pendleton – USMC

20220221

Local Homeless Coordinating Board
SF City Hall Committee
1 Dr Calton B Goodlett Pl,
San Francisco, CA 94102

Dear admissions committee,

It is my pleasure to strongly recommend Mr. Nicholas Staton to take part as a board member for the Local Homeless Coordinating Board.

My name is GySgt. Anthony Folise and I am writing as a previous supervisor and mentor to at the time, Cpl. Staton.

For the 3 years that I have supervised Cpl. Staton, he had always been ahead of his peers in terms of responsibility and delegation. He acted above and beyond what any other Non-Commissioned Officer of mine would in his line of duty. He is a team player and withholds strong leadership principles.

Not only has Cpl. Staton demonstrated proper duty, but also passion and care amongst his own Marines. From what I can analyze, his Marines greatly held respect for him. Cpl. Staton demonstrated true character and leadership and is a model to emulate.

He is a perfect candidate for your position. His attention to detail, time & project management, organizational skills, communication and collaboration techniques, determined work ethic and integrity, is what sets him apart and makes him an extremely reliable and result driven individual.

I believe he is a strong fit for the people of San Francisco.

For further information, please contact me via email : Anthony.folise@usmc.mil or cell – (760) 331-3284

Thank you.

Andrew Putman

Rapid Prototyping Manager/Instructor – AAU

aputman@academyart.edu – 415-618-3733

To whom it may concern,

I'm writing this letter on behalf of Mr. Nicholas Staton, not to only sing praises as a student, but as a person I found to be an exceptional among his peers.

In my role as one of his instructors for 2021, I found Nicholas' insight into design both well-resolved and sophisticated for a semester 1 student. To that, he backed up every assignment with diligent work and a true intent to innovate. What I found most remarkable was his desire to show up every day and make real headway into learning the machines, their protocols and how he could best leverage their capacity to produce the best work possible. Not only did he put in the work to really get granular with the machines (lasers, jets, etc.), he leveraged them with a holistic sense of right-tool-for-right-job, which, itself, is a very difficult thing to teach.

To that, he assumed a leadership role in the class and wound up a valuable resource for other students that may not have the aptitude, and, in a sense, turned into an instructor in his own right. I have no doubt that this gentleman would be an asset to any team. As a selfless leader and true team player, I would welcome Nicholas to any outfit I would assemble and would encourage you to do so as well.

Class act, full of integrity and overall great person to have around.

Glad to discuss further,

Andrew Putman

From: [Steven Currier](#)
To: [Peskin, Aaron \(BOS\)](#); [Mandelman, Rafael \(BOS\)](#); [Chan, Connie \(BOS\)](#); [Young, Victor \(BOS\)](#)
Cc: lee.lepner@sfgov.org; [Thornhill, Jackie \(BOS\)](#); [Fregosi, Ian \(BOS\)](#); [Mark Nagel](#); [Cohen, Emily \(HOM\)](#); [Schneider, Dylan \(HOM\)](#)
Subject: Rules Committee, Hearing Date: February 22, 2022, Local Homeless Coordinating Board (LHCB), Item Number: 6, 210477
Date: Sunday, February 20, 2022 4:48:59 PM

This message is from outside the City email system. Do not open links or attachments from untrusted sources.

Dear Members of the Rules Committee:

As the former Chair of the Vehicle Triage Center in District 11, I am honored to support and endorse Mark Nagel, seat 5, 6, 7, 8, 9 for a position on the Local Homeless Coordinating Board (LHCB).

Mark's unwavering knowledge and issues dealing with homelessness in San Francisco and the co-founder of RescueSF makes him the perfect candidate to sit, as a member of the public, on this very important committee. It is absolutely the right time to bring in members to this board to start making concrete decisions in putting this issue behind us in San Francisco. Important and life saving decisions on homelessness, in San Francisco, need to be addressed and move forward in housing those in need.

Thank you for your consideration.

Steven Depont-Kalani (née Currier)
415-420-3866