



2019 Certified Agencies List

Agency Name	Address	City	State	Zip	website
United Way Bay Area Community Fund	550 Kearny Street, Suite 1000	San Francisco	CA	94108	www.uwba.org
Project 211 (Fiscal Sponsor: United Way Bay Area)	550 Kearny Street, Suite 1000	San Francisco	CA	94108	www.211bayarea.org
Project Earn It! Keep It! Save It! (Fiscal Sponsor: United Way Bay Area)	550 Kearny Street, Suite 1000	San Francisco	CA	94108	www.uwba.org
Emergency Assistance Network of Santa Clara County (Fiscal Sponsor: United Way Bay Area)	550 Kearny Street, Suite 1000	San Francisco	CA	94108	www.uwba.org
Project SparkPoint Center Initiative (Fiscal Sponsor: United Way Bay Area)	550 Kearny Street, Suite 1000	San Francisco	CA	94108	www.uwba.org
Abode Services	40849 Fremont Blvd.	Fremont	CA	94538	www.abodeservices.org
AIDS Legal Referral Panel	1663 Mission Street, Suite 500	San Francisco	CA	94103	www.alrp.org
Alive & Free	1060 Tennessee Street	San Francisco	CA	94107	www.stayaliveandfree.org
Asian & Pacific Islander Wellness Center	730 Polk Street, 4th Floor	San Francisco	CA	94109	www.apiwellness.org
Asian Americans for Community Involvement	2400 Moorpark Avenue #300	San Jose	CA	95128	www.aaci.org
Asian Immigrant Women Advocates	310 8th Street Suite #301	Oakland	CA	94607	www.aiwa.org
BANANAS	5232 Claremont Avenue	Oakland	CA	94618	www.bananasbunch.org
Bay Area Cancer Connections	2335 El Camino Real	Palo Alto	CA	94306	www.bconnections.org
Bayview Association for Youth	1201 Mendell Street	San Francisco	CA	94124	www.bay100cpi.org
Boys & Girls Club of Silicon Valley	518 Valley Way	Milpitas	CA	95035	www.bgclub.org
Boys & Girls Clubs of Oakland	3300 High Street	Oakland	CA	94619	www.bgcoakland.org
Breakthrough Silicon Valley	1635 Park Avenue	San Jose	CA	95126	www.breakthroughsv.org
Cancer Prevention Institute of California	2201 Walnut Avenue, Suite 300	Fremont	CA	94538	www.cpic.org
Catholic Charities	990 Eddy Street	San Francisco	CA	94109	www.catholiccharitiessf.org
Catholic Charities of Santa Clara County	2625 Zanker Road #200	San Jose	CA	95134	www.catholiccharitiesscc.org
Catholic Charities of Solano, Inc.	125 Corporate Place, Suite A	Vallejo	CA	94590	www.csssolano.org
Catholic Charities of the East Bay	433 Jefferson Street	Oakland	CA	94607	www.cceb.org
Center for Employment Training	701 Vine Street	San Jose	CA	95110	www.cetweb.org
Children Now	1404 Franklin Street, Suite 700	Oakland	CA	94612	www.childrennow.org
Chinatown Community Development Center	1525 Grant Avenue	San Francisco	CA	94133	www.chinatowncdc.org
City Year San Jose/Silicon Valley	1922 The Alameda, Suite 104	San Jose	CA	95126	www.cityyear.org
CommUniverCity	1 Washington Square	San Jose	CA	95192	www.cucs.org
Contra Costa Child Care Council	1035 Detroit Ave Suite #200	Concord	CA	94518	www.cocokids.org
Diabetic Youth Foundation	5167 Clayton Road, Suite F	Concord	CA	94521	www.dyf.org
Early Childhood Mental Health Program	4101 Macdonald Avenue	Richmond	CA	94805	www.ecmhp.org
East Bay Asian Youth Center (EBAYC)	2025 E. 12th Street	Oakland	CA	94606	www.ebayc.org
East Bay Community Law Center	2921 Adeline Street	Oakland	CA	94607	www.ebclc.org
East Oakland Youth Development Center	8200 International Boulevard	Oakland	CA	94621	www.eoydc.org
Estrella Family Services	611 Willis Avenue	San Jose	CA	95125	www.estrellafamilyservices.org

Family Bridges, Inc.	168 11th Street	Oakland	CA	94607	www.fambridges.org
Family Engagement Institute	12345 El Monte Road	Los Altos Hills	CA	94022	www.foothill.edu/fei/
Family Supportive Housing, Inc.	692 N. King Road	San Jose	CA	95133	www.familysupportivehousing.org
FESCO	21455 Birch St. #5	Hayward	CA	94541	www.fescofamilyshelter.org
Filipino-American Development Foundation	1010 Mission Street	San Francisco	CA	94103	www.bayanihancc.org
Filipinos Advocates for Justice	310 8th St Ste 306	Oakland	CA	94607	www.filipinos4justice.org
Food Bank of Contra Costa and Solano	4010 Nelson Ave.	Concord	CA	94520	www.foodbankccs.org
Fresh Lifelines For Youth, Inc.	568 Valley Way	Milpitas	CA	95035	www.flyprogram.org
Girl Scouts of Northern California	1650 Harbor Bay Pkwy, Ste. 100	Alameda	CA	94502	www.girlscoutsnorcal.org
Girls Incorporated of Alameda County	510 15th Street	Oakland	CA	94612	www.girlsinc-alameda.org/
Habitat for Humanity East Bay/Silicon Valley	2619 Broadway	Oakland	CA	94612	www.habitatpbsv.org/
Habitat for Humanity Greater San Francisco	500 Washington Street, Suite 250	San Francisco	CA	94111	www.habitatgsf.org
Hope Services	30 Las Colinas Lane	San Jose	CA	95119	www.hopeservices.org
Hospice of the Valley	4850 Union Avenue	San Jose	CA	95124	www.hospicevalley.org
International Children Assistance Network	Sobrato Center for Nonprofits, 532 Valle	Milpitas	CA	95035	www.ican2.org
Jewish Community Center of the East Bay	1414 Walnut Street	Berkeley	CA	94709	www.jccestbay.org
Jewish Family and Children's Services of San Francisco, the Peninsula, Marin and Sonoma Counties	2150 Post Street	San Francisco	CA	94115	www.jfcs.org
Jewish Family Services of Silicon Valley	14855 Oka Road, Suite 202	Los Gatos	CA	95032	www.jfsv.org
Jewish Vocational Service	225 Bush Street, Suite 400	San Francisco	CA	94104	www.jvs.org
La Casa de las Madres	1663 Mission Street, Suite 225	San Francisco	CA	94103	www.lacasa.org
La Clinica de La Raza	1515 Fruitvale Avenue	Oakland	CA	94601	www.laclinica.org
Larkin Street Youth Services	134 Golden Gate Avenue	San Francisco	CA	94109	www.larkinstreetyouth.org
LifeMoves	181 Constitution Drive	Menlo Park	CA	94025	www.ivsn.org
Loaves & Fishes Family Kitchen	1609 Regatta Lane, Suite D	San Jose	CA	95112	www.loavesfishes.org
Loaves and Fishes of Contra Costa	1985 Bonfacio St., Suite 100	Concord	CA	94520	www.loavesfishescc.org
Meals on Wheels of Solano County	95 Marina Center	Suisun City	CA	94585	www.mealsonwheelssolano.org
Mothers Against Drunk Driving	7027 Dublin Blvd, Suite 110	Dublin	CA	94568	www.madd.org/local-offices/ca/ba
Next Door Solutions to Domestic Violence	234 E. Gish Road #200	San Jose	CA	95112	www.nextdoor.org
Nihonmachi Little Friends	2031 Bush Street	San Francisco	CA	94115	www.nlfchildcare.org
Old Skool Cafe	1429 Mendell Street	San Francisco	CA	94124	www.OldSkoolCafe.org
On Lok Senior Health Services	1333 Bush Street	San Francisco	CA	94109	www.onlok.org
On The Move	780 Lincoln Avenue	Napa	CA	94558	www.onthemovebayarea.org
Opportunity Fund	111 W. Saint John Street, #800	San Jose	CA	95113	www.opportunityfund.org
Opportunity Junction	3102 Delta Fair Blvd	Antioch	CA	94509	www.OpportunityJunction.org
Parent Services Project	79 Belvedere Street, Suite 101	San Rafael	CA	94901	www.parentservices.org
Parents Helping Parents (PHP)	Sobrato Center for Nonprofits -1400 Pai	San Jose	CA	95126	www.php.com
People Acting In Community Together Inc. (PACT)	1100 Shasta Avenue, Suite 210	San Jose	CA	95126	www.pactsj.org
Philippine International Aid	5226 Diamond Heights Blvd.	San Francisco	CA	94131	www.phil-aid.org
Rebekah Children's Services	290 IOOF Avenue	Gilroy	CA	95020	www.rckids.org
Richmond Community Foundation	1014 Florida Avenue, Suite 200	Richmond	CA	94804	www.richmondcf.org
Sacred Heart Community Service	1381 S 1st Street	San Jose	CA	95110	http://sacredheartcs.org/

Salvation Army Silicon Valley	359 N. 4th Street	San Jose	CA	95112	www.usw.salvationarmy.org
Samaritan House	4031 Pacific Blvd 3rd Floor	San Mateo	CA	94403	www.SamaritanHouse.com
San Francisco Education Fund	2730 Bryant Street, Second Floor	San Francisco	CA	94110	www.sfedfund.org
San Francisco Study Center	1663 MISSION ST STE 504	San Francisco	CA	94103	www.brothersontherise.org
San Francisco Suicide Prevention	PO Box 191350	San Francisco	CA	94119	www.SFsuicide.org
San Jose Day Nursery	33 N. 8th Street	San Jose	CA	95112	www.sjdn.org
Second Harvest Food Bank of Santa Clara and San Mateo Counties	750 Curtner Avenue	San Jose	CA	95125	www.shfb.org
Self-Help for the Elderly	731 Sansome Street, Suite 100	San Francisco	CA	94111	www.selfhelpelderly.org
Services, Immigrant Rights and Education Network (SIREN)	1425 Koll Circle, #109	San Jose	CA	95112	www.siren-bayarea.org
SHELTER, Inc. of Contra Costa County	1815 Arnold Drive	Martinez	CA	94553	www.shelterincofccc.org
Somos Mayfair	370 S. King Rd., Suite B	San Jose	CA	95116	www.somosfayfair.org
St. Joseph's Family Center	7950-A Church Street, Suite A	Gilroy	CA	95020	www.stjosephgilroy.org
St. Mary's Center	925 Brockhurst Street	Oakland	CA	94608	www.stmaryscenter.org
STAND! For Families Free of Violence	1410 Danzig Plaza, Suite 200	Concord	CA	94520	www.standffov.org
Sunday Friends Foundation	730 Story Road, Suite 3	San Jose	CA	95122	www.sundayfriends.org
Sunnyvale Community Services	725 Kifer Road	Sunnyvale	CA	94086	www.svcommunityservices.org
The Arc San Francisco	1500 Howard Street	San Francisco	CA	94103	www.thearcsf.org
Trips for Kids	610 4th Street	San Rafael	CA	94901	www.tripsforkids.org/marin
Tri-Valley Haven	3663 Pacific Ave	Livermore	CA	94550	www.trivalleyhaven.org
West Valley Community Services	10104 Vista Drive	Cupertino	CA	95014	www.wvcommunityservices.org
Wu Yee Children's Services	827 Broadway Street	San Francisco	CA	94133	www.wuyee.org
YMCA of San Francisco	50 California Street, Suite 650	San Francisco	CA	94111	www.ymcasf.org
YMCA of Silicon Valley	80 Saratoga Avenue	Santa Clara	CA	95051	www.ymcasv.org
Youth Homes, Inc	3480 Buskirk Avenue Suite 210	Pleasant Hill	CA	94523	www.youthhomes.org
United Way Bay Area	550 Kearny Street, Ste. 1000	San Francisco	CA	94108	uwba.org



Department of the Treasury
Internal Revenue Service
P.O. Box 2508, Room 4010
Cincinnati OH 45201

In reply refer to: 4077589886
May 08, 2014 LTR 4168C 0
94-1312348 000000 00

00040612
BODC: TE

UNITED WAY OF THE BAY AREA
550 KEARNY ST STE 1000
SAN FRANCISCO CA 94108-2524



014695

Employer Identification Number: 94-1312348
Person to Contact: M SCHATZ
Toll Free Telephone Number: 1-877-829-5500

Dear Taxpayer:

This is in response to your Apr. 14, 2014, request for information regarding your tax-exempt status.

Our records indicate that you were recognized as exempt under section 501(c)(03) of the Internal Revenue Code in a determination letter issued in October 1956.

Our records also indicate that you are not a private foundation within the meaning of section 509(a) of the Code because you are described in section(s) 509(a)(1) and 170(b)(1)(A)(vi).

Donors may deduct contributions to you as provided in section 170 of the Code. Bequests, legacies, devises, transfers, or gifts to you or for your use are deductible for Federal estate and gift tax purposes if they meet the applicable provisions of sections 2055, 2106, and 2522 of the Code.

Please refer to our website www.irs.gov/eo for information regarding filing requirements. Specifically, section 6033(j) of the Code provides that failure to file an annual information return for three consecutive years results in revocation of tax-exempt status as of the filing due date of the third return for organizations required to file. We will publish a list of organizations whose tax-exempt status was revoked under section 6033(j) of the Code on our website beginning in early 2011.

4077589886

May 08, 2014 LTR 4168C 0


94-1312348 000000 00

00040613

UNITED WAY OF THE BAY AREA
550 KEARNY ST STE 1000
SAN FRANCISCO CA 94108-2524


If you have any questions, please call us at the telephone number shown in the heading of this letter.

Sincerely yours,

A handwritten signature in black ink, appearing to read "Tamera Ripperda". The signature is fluid and cursive, with a large initial "T" and a long, sweeping underline.

Tamera Ripperda
Director, Exempt Organizations





Report of Independent Auditors and Financial Statements



June 30, 2018 and 2017






Table of Contents

REPORT OF INDEPENDENT AUDITORS 1

FINANCIAL STATEMENTS

Statements of Financial Position 4

Statements of Activities and Changes in Net Assets 5

Statements of Functional Expenses 7

Statements of Cash Flows 9

Notes to Financial Statements 10



Report of Independent Auditors

To the Board of Directors
United Way of the Bay Area

Report on Financial Statements

We have audited the accompanying financial statements of United Way of the Bay Area (“UWBA”), which comprise the statements of financial position as of June 30, 2018 and 2017, and the related statements of activities and changes in net assets, functional expenses, and cash flows for the years then ended, and the related notes to the financial statements.

Management’s Responsibility for the Financial Statements

Management is responsible for the preparation and fair presentation of these financial statements in accordance with accounting principles generally accepted in the United States of America; this includes the design, implementation, and maintenance of internal control relevant to the preparation and fair presentation of financial statements that are free from material misstatement, whether due to fraud or error.

Auditor’s Responsibility

Our responsibility is to express an opinion on these financial statements based on our audits. We conducted our audits in accordance with auditing standards generally accepted in the United States of America. Those standards require that we plan and perform the audits to obtain reasonable assurance about whether the financial statements are free from material misstatement.

An audit involves performing procedures to obtain audit evidence about the amounts and disclosures in the financial statements. The procedures selected depend on the auditor’s judgment, including the assessment of the risks of material misstatement of the financial statements, whether due to fraud or error. In making those risk assessments, the auditor considers internal control relevant to UWBA’s preparation and fair presentation of the financial statements in order to design audit procedures that are appropriate in the circumstances, but not for the purpose of expressing an opinion on the effectiveness of UWBA’s internal control. Accordingly, we express no such opinion. An audit also includes evaluating the appropriateness of accounting policies used and the reasonableness of significant accounting estimates made by management, as well as evaluating the overall presentation of the financial statements.

We believe that the audit evidence we have obtained is sufficient and appropriate to provide a basis for our audit opinion.

Opinion

In our opinion, the financial statements referred to above present fairly, in all material respects, the financial position of UWBA as of June 30, 2018 and 2017, and the changes in its net assets and its cash flows for the years then ended, in accordance with accounting principles generally accepted in the United States of America.

Mass Adams LLP

San Francisco, California
November 29, 2018

Financial Statements

United Way of the Bay Area
Statements of Financial Position
June 30, 2018 and 2017

	<u>2018</u>	<u>2017</u>
ASSETS		
Cash and cash equivalents	\$ 4,587,759	\$ 3,613,594
Pledges receivable, net of discount and provision for uncollectible pledges of \$361,757 and \$534,861 at June 30, 2018 and 2017, respectively	4,163,683	5,806,770
Grants receivable, net of discount	4,689,991	4,551,695
Investments	14,244,367	13,903,925
Investment in LLC, held at cost	160,000	80,000
Prepays and other assets	763,536	464,568
Furniture, equipment, and leasehold improvements, net	549,543	521,017
	<u>\$ 29,158,879</u>	<u>\$ 28,941,569</u>
LIABILITIES AND NET ASSETS		
LIABILITIES		
Operating payables and accruals	\$ 2,032,240	\$ 1,171,662
Donor designations and allocations payable	3,479,725	3,832,355
Line of credit	2,400,000	2,500,000
Accrued vacation and related costs	444,533	453,520
Deferred rent	550,341	618,143
Liabilities to beneficiaries from split interest agreements	18,252	19,829
Accrued pension costs	2,931,172	4,012,186
	<u>11,856,263</u>	<u>12,607,695</u>
NET ASSETS		
Unrestricted		
Undesignated	9,262,611	10,980,669
Board designated	2,884,951	3,004,624
Pension liability in excess of intangible pension assets	<u>(5,527,861)</u>	<u>(6,712,433)</u>
Total unrestricted net assets	6,619,701	7,272,860
Temporarily restricted	6,786,440	5,165,939
Permanently restricted	<u>3,896,475</u>	<u>3,895,075</u>
Total net assets	<u>17,302,616</u>	<u>16,333,874</u>
Total liabilities and net assets	<u>\$ 29,158,879</u>	<u>\$ 28,941,569</u>

United Way of the Bay Area
Statement of Activities and Changes in Net Assets
For the Year Ended June 30, 2018

	Unrestricted	Temporarily Restricted	Permanently Restricted	Total
PUBLIC SUPPORT AND REVENUE				
Public support:				
Gross campaign results	\$ 28,024,606	\$ 139,917	\$ 1,400	\$ 28,165,923
Less donor designations	(19,878,358)	-	-	(19,878,358)
Campaign revenue	8,146,248	139,917	1,400	8,287,565
Less provision for uncollectible pledges	(596,418)	-	-	(596,418)
Net campaign revenue	7,549,830	139,917	1,400	7,691,147
Grants	1,150,424	5,311,618	-	6,462,042
Miscellaneous contributions	471,500	1,746,395	-	2,217,895
Planned giving	679,792	1,578	-	681,370
Net assets released from restrictions	5,922,975	(5,922,975)	-	-
Total public support	15,774,521	1,276,533	1,400	17,052,454
Service fees and earned income	689,548	118,919	-	808,467
Investment income, net	165,212	84,864	-	250,076
Net realized and unrealized gain on investments	194,553	252,889	-	447,442
Other income (loss)	121,415	(112,704)	-	8,711
Total public support and revenue	16,945,249	1,620,501	1,400	18,567,150
ALLOCATIONS AND EXPENSES				
Program services:				
Gross funds awarded/allocated to agencies	19,936,436	-	-	19,936,436
211 initiative	1,169,499	-	-	1,169,499
Economic success	7,197,502	-	-	7,197,502
Other community services	4,106,310	-	-	4,106,310
Donor designations	(19,878,358)	-	-	(19,878,358)
Total program services	12,531,389	-	-	12,531,389
Support services:				
Management and general	3,402,392	-	-	3,402,392
Fundraising	2,849,199	-	-	2,849,199
Total support services	6,251,591	-	-	6,251,591
Total allocations and expenses	18,782,980	-	-	18,782,980
CHANGE IN NET ASSETS BEFORE PENSION RELATED CHANGES	(1,837,731)	1,620,501	1,400	(215,830)
PENSION RELATED CHANGES OTHER THAN NET PERIODIC PENSION COST	1,184,572	-	-	1,184,572
CHANGE IN NET ASSETS	(653,159)	1,620,501	1,400	968,742
NET ASSETS, beginning of year	7,272,860	5,165,939	3,895,075	16,333,874
NET ASSETS, end of year	\$ 6,619,701	\$ 6,786,440	\$ 3,896,475	\$ 17,302,616

United Way of the Bay Area
Statement of Activities and Changes in Net Assets
For the Year Ended June 30, 2017

	Unrestricted	Temporarily Restricted	Permanently Restricted	Total
PUBLIC SUPPORT AND REVENUE				
Public support:				
Gross campaign results	\$ 31,284,662	\$ 52,122	\$ 1,300	\$ 31,338,084
Less donor designations	(21,335,508)	-	-	(21,335,508)
Campaign revenue	9,949,154	52,122	1,300	10,002,576
Less provision for uncollectible pledges	(725,476)	-	-	(725,476)
Net campaign revenue	9,223,678	52,122	1,300	9,277,100
Grants	969,771	6,854,425	-	7,824,196
Miscellaneous contributions	849,652	457,173	-	1,306,825
Planned giving	82,132	1,975	-	84,107
Net assets released from restrictions	7,963,504	(7,963,504)	-	-
Total public support	19,088,737	(597,809)	1,300	18,492,228
Inherent contribution from acquisition	3,401,332	1,163,984	-	4,565,316
Service fees and earned income	610,413	275,107	-	885,520
Investment income, net	123,071	72,142	-	195,213
Net realized and unrealized gain on investments	629,212	531,773	-	1,160,985
Other income	56,093	1,000	-	57,093
Total public support and revenue	23,908,858	1,446,197	1,300	25,356,355
ALLOCATIONS AND EXPENSES				
Program services:				
Gross funds awarded/allocated to agencies	21,172,627	-	-	21,172,627
211 initiative	1,172,290	-	-	1,172,290
Economic success	7,388,460	-	-	7,388,460
Other community services	3,820,507	-	-	3,820,507
Donor designations	(21,119,503)	-	-	(21,119,503)
Total program services	12,434,381	-	-	12,434,381
Support services:				
Management and general	3,796,902	-	-	3,796,902
Fundraising	3,040,141	-	-	3,040,141
Acquisition expense	186,779	-	-	186,779
Total support services	7,023,822	-	-	7,023,822
Total allocations and expenses	19,458,203	-	-	19,458,203
CHANGE IN NET ASSETS BEFORE PENSION RELATED CHANGES	4,450,655	1,446,197	1,300	5,898,152
PENSION RELATED CHANGES OTHER THAN NET PERIODIC PENSION COST	1,955,081	-	-	1,955,081
CHANGE IN NET ASSETS	6,405,736	1,446,197	1,300	7,853,233
NET ASSETS, beginning of year	867,124	3,719,742	3,893,775	8,480,641
NET ASSETS, end of year	\$ 7,272,860	\$ 5,165,939	\$ 3,895,075	\$ 16,333,874

**United Way of the Bay Area
Statements of Functional Expenses
For the Year Ended June 30, 2018**

	Program Services					Support Services				Total
	Funds Awarded/ Allocated to Agencies	2-1-1 Initiative	Economic Success	Other Community Services	Donor Designations	Total Program Services	Management and General	Fundraising	Total Support Services	
ALLOCATIONS AND EXPENSES										
Salaries	\$ -	\$ 143,916	\$ 1,455,046	\$ 1,186,425	\$ -	\$ 2,785,387	\$ 1,600,945	\$ 1,264,880	\$ 2,865,825	\$ 5,651,212
Payroll taxes and employee benefits	-	46,918	440,318	418,020	-	905,256	567,724	373,817	941,541	1,846,797
Subtotal	-	190,834	1,895,364	1,604,445	-	3,690,643	2,168,669	1,638,697	3,807,366	7,498,009
Professional services	-	783,616	712,640	167,990	-	1,664,246	231,041	313,746	544,787	2,209,033
Supplies	-	2,138	54,195	21,829	-	77,962	18,151	14,428	32,579	110,541
Telephone	-	(9,759)	43,821	23,614	-	57,676	30,807	21,908	52,815	110,491
Postage, warehouse, and delivery	-	417	3,698	2,343	-	6,458	8,183	10,039	18,222	24,680
Occupancy	-	27,005	332,653	180,172	-	539,810	404,343	294,257	698,600	1,238,410
Insurance	-	1,145	12,407	10,826	-	24,378	17,012	12,481	29,493	53,871
Furniture, equipment, and leasehold improvements	-	4,529	78,623	36,357	-	119,509	71,393	50,270	121,663	241,172
Media and printing	-	27,507	323,787	173,170	-	524,464	87,055	136,768	223,823	748,287
Travel	-	4,159	36,562	30,293	-	71,014	22,416	40,865	63,281	134,295
Conference, training, and meetings	-	23,630	152,734	89,442	-	265,806	82,730	158,550	241,280	507,086
Bank, interest, merchant, and other fees	-	1,741	21,370	16,004	-	39,115	92,808	26,011	118,819	157,934
Miscellaneous	-	156	4,274	2,976	-	7,406	3,006	2,353	5,359	12,765
United Way Worldwide dues	-	6,665	72,238	56,513	-	135,416	99,050	72,668	171,718	307,134
Uncollectible pledge expense	-	-	-	1,875	-	1,875	-	-	-	1,875
Depreciation and amortization expense, loss on sale/abandonment of furniture, equipment, and leasehold improvements, net	-	5,716	95,331	45,136	-	146,183	75,909	56,158	132,067	278,250
Unrelated Business Income Taxes	-	-	-	-	-	-	7,188	-	7,188	7,188
Cost recovery reimbursements	-	-	-	-	-	-	(17,469)	-	(17,469)	(17,469)
Total	-	1,069,499	3,839,677	2,462,785	-	7,371,961	3,402,392	2,849,199	6,251,591	13,623,552
Allocations/awards/designations	19,936,436	100,000	3,357,825	1,643,525	(19,878,358)	5,159,428	-	-	-	5,159,428
TOTAL ALLOCATIONS AND EXPENSES	\$ 19,936,436	\$ 1,169,499	\$ 7,197,502	\$ 4,106,310	\$ (19,878,358)	\$ 12,531,389	\$ 3,402,392	\$ 2,849,199	\$ 6,251,591	\$ 18,782,980

See accompanying notes

United Way of the Bay Area
Statements of Functional Expenses
For the Year Ended June 30, 2017

	Program Services					Support Services					Total
	Funds Awarded/ Allocated to Agencies	2-1-1 Initiative	Economic Success	Other Community Services	Donor Designations	Total Program Services	Management and General	Fundraising	Acquisition Expense	Total Support Services	
ALLOCATIONS AND EXPENSES											
Salaries	\$ -	\$ 177,947	\$ 1,584,478	\$ 1,360,458	\$ -	\$ 3,122,883	\$ 1,753,270	\$ 1,270,011	\$ 27,658	\$ 3,050,939	\$ 6,173,822
Payroll taxes and employee benefits	-	64,495	538,703	482,623	-	1,065,821	619,598	414,073	57,327	1,090,998	2,156,019
Subtotal	-	242,442	2,123,181	1,823,081	-	4,188,704	2,372,868	1,684,084	84,985	4,141,937	8,330,641
Professional services	-	692,761	640,887	172,187	-	1,505,835	406,760	416,984	42,320	866,064	2,371,899
Supplies	-	2,575	43,920	9,581	-	56,076	18,198	15,202	234	33,634	89,710
Telephone	-	5,462	37,574	24,691	-	67,727	39,108	32,036	3,225	74,369	142,096
Postage, warehouse, and delivery	-	647	4,363	2,922	-	7,932	9,512	9,108	-	18,618	26,550
Occupancy	-	48,425	370,522	200,148	-	619,095	415,229	384,873	4,702	804,804	1,423,899
Insurance	-	1,944	13,324	10,143	-	25,411	17,221	15,444	21,281	53,926	79,337
Furniture, equipment, and leasehold improvements	-	6,584	67,537	28,001	-	102,122	68,408	51,869	2,307	122,584	224,706
Media and printing	-	17,942	384,276	254,054	-	656,272	62,485	51,953	2,842	117,280	773,562
Travel	-	3,618	33,766	37,409	-	74,793	23,171	29,294	-	52,435	127,228
Conference, training, and meetings	-	22,679	171,145	73,556	-	267,380	96,574	144,979	-	241,553	508,933
Bank, interest, merchant, and other fees	-	2,196	17,538	10,356	-	30,090	82,154	22,950	10,740	115,844	145,934
Miscellaneous	-	101	2,757	2,603	-	5,461	2,828	2,159	-	4,987	10,448
United Way Worldwide dues	-	11,706	80,227	47,766	-	139,699	103,692	92,991	-	196,683	336,382
Uncollectible pledge expense	-	1,499	90,419	1,000	-	92,918	-	-	14,163	14,163	107,081
Depreciation and amortization expense, loss on sale/abandonment of furniture, equipment, and leasehold improvements, net	-	11,709	119,106	45,191	-	176,006	95,786	86,237	-	182,023	358,029
Cost recovery reimbursements	-	-	-	-	-	-	(17,092)	-	-	(17,092)	(17,092)
Total	-	1,072,290	4,200,542	2,742,689	-	8,015,521	3,796,902	3,040,141	186,779	7,023,822	15,039,343
Allocations/awards/designations	21,172,627	100,000	3,187,918	1,077,818	(21,119,503)	4,418,860	-	-	-	-	4,418,860
TOTAL ALLOCATIONS AND EXPENSES	\$ 21,172,627	\$ 1,172,290	\$ 7,388,460	\$ 3,820,507	\$ (21,119,503)	\$ 12,434,381	\$ 3,796,902	\$ 3,040,141	\$ 186,779	\$ 7,023,822	\$ 19,458,203

See accompanying notes.

United Way of the Bay Area
Statements of Cash Flows
For the Years Ended June 30, 2018 and 2017

	2018	2017
CASH FLOWS FROM (USED IN) OPERATING ACTIVITIES		
Change in net assets	\$ 968,742	\$ 7,853,233
Adjustments to reconcile change in net assets to net cash from (used in) operating activities		
Provision for uncollectible pledges	(170,913)	(27,000)
Change in discount on grants receivable	(27,069)	49,020
Change in discount on pledges receivable	(2,191)	(873)
Net loss on disposal of property and equipment	-	29,080
Depreciation and amortization	278,250	328,948
Net realized and unrealized (gain) on investments	(447,442)	(1,160,985)
Pension related changes other than net periodic pension costs	(1,184,572)	(1,955,081)
Contribution of marketable securities	-	(79,556)
Inherent contribution from acquisition	-	(4,565,316)
Contributions restricted for investment in endowment	(1,400)	(1,300)
Changes in assets and liabilities		
Pledges receivable	1,816,191	3,082,598
Grants receivable	(111,227)	(1,223,307)
Prepays and other receivables	(298,968)	(108,169)
Donor designations and allocations payable	(352,630)	(190,418)
Operating payables and accruals	860,578	(215,334)
Accrued vacation and related costs	(8,987)	76,372
Deferred rent	(67,802)	(71,518)
Accrued pension costs	103,558	290,745
Liabilities to beneficiaries from split interest agreements	(1,577)	(1,975)
Net cash from operating activities	<u>1,352,541</u>	<u>2,109,164</u>
CASH FLOWS (USED IN) FROM INVESTING ACTIVITIES		
Net cash received from acquisition	-	807,388
Purchases of investments	(768,045)	(1,632,004)
Purchases investment in LLC, held at cost	(80,000)	(80,000)
Proceeds from sale of investments	875,045	1,849,355
Purchases of furniture, equipment, and leasehold improvements	(306,776)	(41,970)
Sales of furniture, equipment, and leasehold improvements	-	2,200
Net cash (used in) from investing activities	<u>(279,776)</u>	<u>904,969</u>
CASH FLOWS (USED IN) FINANCING ACTIVITIES		
Repayment of the line of credit	(100,000)	(250,000)
Contributions restricted for investment in endowment	1,400	1,300
Net cash (used in) financing activities	<u>(98,600)</u>	<u>(248,700)</u>
CHANGE IN CASH AND CASH EQUIVALENTS	974,165	2,765,433
CASH AND CASH EQUIVALENTS, beginning of year	3,613,594	848,161
CASH AND CASH EQUIVALENTS, end of year	<u>\$ 4,587,759</u>	<u>\$ 3,613,594</u>
SUPPLEMENTAL DISCLOSURE OF CASH PAID FOR:		
Interest	<u>\$ 79,854</u>	<u>\$ 62,393</u>

NOTE 1 – ORGANIZATION AND PURPOSE

United Way of the Bay Area (“UWBA”), incorporated in California in 1955, is an independent, locally managed nonprofit organization. It has been granted tax-exempt status under Section 501(c)(3) of the Internal Revenue Code and Section 23701d of the California Revenue and Taxation Code. UWBA has also made the 501(h) election under the IRS code. Due to changes in the Federal Tax Law, beginning on January 1, 2018 nonprofit employers are required to pay Unrelated Business Income Tax (UBIT) on qualified transportation benefits in excess of \$260. UWBA is complying with this requirement.

As UWBA approaches its centennial, it is proud to be continuing a long tradition of leadership in the local nonprofit community by encouraging philanthropy and investing those dollars in programs to serve the health and human services needs of Bay Area residents. UWBA currently serves Alameda, Contra Costa, Marin, Napa, San Francisco, San Mateo, Santa Clara and Solano Counties.

The Bay Area Community Fund (“BACF”) is comprised of the unrestricted funds donated to UWBA to support the achievement of its Community Impact goals. UWBA is committed to creating community change by positioning itself as an inclusive community leader in the eight Bay Area counties served, while honoring donors’ philanthropic interests.

UWBA focuses its goals and its use of resources in response to the needs of the community. In doing so, it may, from time to time, discontinue the management of specific programs. Discontinuance may include closing, merging, or establishing the independence of programs. When such transitions take place, the purpose has been and will continue to be enhancing the ability of the UWBA to concentrate its efforts on helping to cut the number of families living in poverty. The organization pursues a selected, targeted set of programs that help people survive the struggles of poverty and move toward economic success. Each of these programs also has a role in helping to evolve the public and private systems around them to better serve people in poverty. UWBA’s programs may take the form of providing direct service to clients, issuing grants to organizations to provide services, and/or engaging in collaborative partnerships. Grant proposals are evaluated on the basis of their alignment with UWBA’s strategic plan as well as the agency’s ability to demonstrate high standards in fiscal and programmatic operations, and overall organizational strength. Grants and the focus of grant-making activities are reported to the UWBA’s Board of Directors.

The following are specific programs and strategies managed by UWBA:

211

211 is a free, easy-to-remember phone number and web resource that anyone can call for information and referral to resources. Last year, UWBA and its partner call centers in eight Bay Area counties responded to 108,000 calls and texts. More than half of these requests came from those requesting help with poverty/basic needs issues such as food, jobs and shelter.

In addition to daily information and referral, 211 is a critical resource for disasters. In recent years, 211 has been available for responses to an earthquake, a tsunami, and major fires. 211 assisted with the North Bay Wildfires in October 2017. Looking ahead UWBA plans to update 211’s technology platform to make sure it is accessible to as many people in need as possible.

United Way of the Bay Area

Notes to Financial Statements

Economic Success

SparkPoint has served more than 27,000 individuals since launching SparkPoint Oakland in 2009, and over 4,600 people in the last year alone. Approximately 28% of our clients are seeing progress on their income, savings, credit or debt goals.

SparkPoint Centers offer an array of services in one convenient location for a person or family trying to move out of poverty, including financial coaching on budgeting and savings, credit and debt management, career or education counseling, screening for public benefits, and others. SparkPoint aims to have clients move from poverty to economic success by (1) increasing income; (2) reducing debt; (3) increasing credit scores; and (4) increasing savings. The SparkPoint regional network includes more than 75 outstanding partner organizations across the Bay Area.

SparkPoint has expanded work into Community Colleges and Community Schools. In fact, SparkPoint in San Mateo County has expanded to the community college district level and now all three colleges will have a SparkPoint in the next year. SparkPoint in Community Schools takes a Two-Generation Approach to improve the immediate and long-term financial stability of parents while ensuring that children are healthy and supported at school. This disrupts the cycle of poverty so that entire families can succeed—now and far into the future.

SparkPoint also recognizes that a good education, marketable skills, and a good job are needed to lift someone out of poverty. Through the expansion into Community Colleges, centers align their strongest programmatic assets to improve the school to career pathway for low-income students. They ensure that students know more about available career and education options, including post-secondary job training and certificate and degree programs. SparkPoint ensures that students start and remain on a path toward a good job through wrap around support services. UWBA's strong relationships with major employers across various sectors, provide students with access to work-based learning opportunities and jobs.

FY18 highlights include:

- 221 clients achieved self-sufficient income
- 1,330 clients are making progress toward one element of financial prosperity: self-sufficient income, three months savings, 700 credit score, no revolving debt
- There are 21 locations throughout our eight counties

Earn It! Keep It! Save It! ("EKS") is a UWBA-led coalition of partners that prepares tax returns for free, ensuring low- to moderate-income families get the refunds and credits for which they are eligible. During the 2018 tax season, approximately 2,700 volunteers prepared more than 78,014 returns and brought back over \$81.9 million in refunds. Additionally, \$22.7 million of those refunds were in Earned Income Tax Credit ("EITC"). EITC goes to the poorest, most vulnerable Bay Area households. EITC has been identified by poverty-fighting experts as one of the most effective programs nationally, lifting millions of people above the federal poverty level every year. Families use their refunds primarily to pay bills, rent, and to buy food or clothes. Through its tax preparation efforts, EKS provides resources to meet basic needs, which are critical to ending the cycle of poverty in the Bay Area. EKS has 228 locations in eight counties. In addition to preparing tax returns, EKS uses the program visit as a moment to offer low-income families the opportunity to increase their savings.

Youth Workforce

United Way's Youth Workforce program helps prepare low-income youth and young adults (age 16-24) to become the 21st century workforce for employers in San Francisco and across the Bay Area. Connecting business, government, schools, nonprofits and youth, the Mayor's Youth Jobs+ ("MYJ+") helps young people get job training and work experience, explore career paths, and become motivated to finish high school and go on to college or postsecondary training. MYJ+ is a partnership with San Francisco Mayor's Office, SFUSD, Office of Economic and Workforce Development, the Department for Children, Youth and their Families, community partners and employers. Since its inception as Summer Jobs+ in 2012, the initiative has served over 30,000 youth in San Francisco with a year-round effort. Last year, 7,332 youth were served as part of the Mayor's Youth Jobs+ in San Francisco alone. Within the next several years, MYJ+ expects to expand into more of our counties served by UWBA.

Other Programs

Emergency Food and Shelter

Like many United Ways around the country, UWBA manages the local activities of the federal **Emergency Food and Shelter Program (EFSP)**, which distributes federal funds to local programs that feed and provide shelter to people in need. In FY18 UWBA distributed more than \$1.8 million in seven counties to agencies that provided more than 1.2 million meals and over 69,000 shelter nights. In addition, our **Emergency Assistance Network** in Santa Clara County was able to provide financial assistance to approximately 195 households.

Labor Community Services

The long standing Labor-United Way Partnership combines the power of more than 12.5 million working families and their communities toward a shared vision where all have the opportunity to reach their highest potential. Locally, UWBA's Labor Community Services program continued its essential role of assisting people in poverty through direct provision of community services and policy advocacy. In FY18, our labor liaisons in two counties (San Mateo and San Francisco) helped 412 Bay Area families receive direct hardship assistance and referrals to housing, health, utilities, job access issues, and other emergencies. The liaisons also worked closely with United Way's other programs, helping to refer potential clients to EKS, 211 and SparkPoint. They focused on key issues such as strengthening the safety net for immigrant families and raising the minimum wage.

Public Policy

UWBA recognizes that in order to achieve our goal of ending the cycle of poverty in our community, we must advance public policies that support our mission. UWBA's Public Policy team influences policy and engages in advocacy at all levels of government. Our primary policy focus is at the local level in our eight-county service area (Alameda, Contra Costa, Marin, Napa, San Francisco, Santa Clara, San Mateo, and Solano). In addition, we provide advocacy support to state and federal issues important to the United Way system. In FY18, our efforts supported the expansion of the State EITC to taxpayers who are 18-24 years old and over 65. In February 2018, UWBA advocated for Congress to approve long term funding for the Children's Health Program. The approved funding will last six years, ensuring millions of children have access to health care. Each year, UWBA leads volunteers and staff in visiting our legislators in Sacramento and Washington, D.C.

United Way of the Bay Area

Notes to Financial Statements

Rise Together

Finally, UWBA continues to be the backbone organization for the Rise Together coalition. Launched by UWBA in 2012, Rise Together is uniquely a regional strategy. In the last four years, Rise Together has: graduated hundreds of Leadership for Equity and Opportunity participants; selectively engaged on key policy issues; hosted major events, including the Opportunity Summit, to showcase the issues surrounding poverty and the possible solutions to those problems; and convened workgroups on housing, early childhood education and worker supports. UWBA staffs the coalition and helps the partners select and implement key initiatives. Partners include political and faith leaders, businesses, nonprofits, government, academia, media and others.

NOTE 2 – SIGNIFICANT ACCOUNTING POLICIES

Basis of accounting – The accompanying financial statements have been prepared in accordance with accounting principles generally accepted in the United States of America (“GAAP”) and with the financial statement standards of United Way Worldwide. United Way Worldwide standards are required for membership and comply with Financial Accounting Standards Board (“FASB”) Accounting Standard Codification for not-for-profit organizations.

Use of estimates – Management is required to make estimates and assumptions that affect the reported amounts of assets and liabilities and contingencies at the date of the financial statements and the reported amounts of revenue and expenses during the reporting period. Actual results could differ from management’s estimates. Significant estimates include the provision for uncollectible pledges, useful lives of furniture, equipment, and leasehold improvements, fair value of investments, allocation of functional expenses, and the unfunded pension liabilities. The fair value of investments and pension assets are subject to material volatility based on market conditions. This could have a significant effect on these financial statements.

Classes of net assets – The accompanying financial statements are presented on the basis of unrestricted, temporarily restricted, and permanently restricted net assets.

Unrestricted net assets – Unrestricted net assets include resources available to support UWBA operations and temporarily restricted resources that become available for use by UWBA in accordance with the intentions of the donors. Unrestricted net assets are designated by UWBA’s Board of Directors for specified purposes as follows:

	<u>2018</u>	<u>2017</u>
Future grants and programs	\$ 1,473,292	\$ 2,167,919
General use	<u>1,411,659</u>	<u>836,705</u>
	<u>\$ 2,884,951</u>	<u>\$ 3,004,624</u>

Temporarily restricted net assets – Temporarily restricted net assets include resources with donor-imposed restrictions that will be fulfilled by actions of UWBA and/or become unrestricted by the passage of time. UWBA’s temporarily restricted net assets include multi-year pledges as well as grants restricted for specific UWBA community projects. When the donor or time restriction is fulfilled, temporarily restricted net assets are released to unrestricted net assets and are reported in the accompanying statements of activities and changes in net assets as net assets released from restrictions.

United Way of the Bay Area Notes to Financial Statements

Permanently restricted net assets – Permanently restricted net assets are comprised of the historical dollar value of contributions that were received with donor restrictions requiring that the assets be maintained in perpetuity and that only the income generated from these assets is made available for grants, programs, or support services in accordance with the donor restrictions.

Cash and cash equivalents – All highly liquid investments, with an original maturity of three months or less when purchased and not held through the investment account, are considered to be cash equivalents. Substantially all of the cash equivalent balances held in financial institutions at June 30, 2018 and 2017 exceeded federal depository insurance coverage. UWBA has not experienced any losses in such accounts. Cash and cash equivalents held in money market funds that are considered nonoperating cash are intended for investment purposes and are classified separately under investments.

Pledges receivable – Pledges receivable consist of unconditional promises to give by donors and are recorded at net realizable value. Pledges receivable are net of provisions for uncollectible pledges of \$361,087 and \$532,000 as of June 30, 2018 and 2017, respectively. Unconditional promises to give that are expected to be collected in future years are recorded at the fair value of their estimated future cash flows. The discounts on those amounts are computed using risk-free interest rates applicable in the years in which those promises are received. The discount rates range from 0.11% to 0.45%. Pledges receivable are net of discounts of \$670 and \$2,861 at June 30, 2018 and 2017, respectively.

Provisions for uncollectible pledges – The provision for uncollectible pledges is computed based upon historical averages and management's consideration of current economic factors that could affect pledge collections. For the year ended June 30, 2018, there were uncollectible pledge write-offs of \$235,332. For the year ended June 30, 2017, there were uncollectible pledge recoveries of \$28,567.

Grants receivable – Grants receivable consist of unconditional promises to give by granting organizations. Unconditional promises to give that are expected to be collected during the following fiscal year are recorded at the amount contributed. Unconditional promises to give that are expected to be collected in future years are recorded at the fair value of their estimated future cash flows. The discounts on those amounts are computed using risk-free interest rates applicable in the years in which those promises are received. The discount rates range from 0.59% to 1.24%. Grants receivable are net of discounts of \$22,550 and \$49,619 at June 30, 2018 and 2017, respectively.

Investments – UWBA's investments are stated at fair value using quoted market prices at fiscal year-end. Investments include money market funds and marketable securities held principally for investment purposes. Unrealized gains and losses that result from market fluctuations are recognized in the period such fluctuations occur in the accompanying statements of activities and changes in net assets. Realized gains and losses that result from sales or maturities of securities during the year are calculated on an adjusted cost basis and are reflected in the accompanying statements of activities and changes in net assets. Marketable securities received as donations are recorded at fair value at the date of the donation, and are generally sold as soon as practical after receipt.

Impairment on investments held at cost – UWBA evaluates for impairment whenever events or changes in circumstances indicate that the carrying value of an asset may not be recoverable. If the estimated future cash flows (undiscounted and without interest charges) from the use of an asset are less than the carrying value, a write-down will be recorded to reduce the related asset to its estimated fair value. As of June 30, 2018 and 2017, no such write-downs have occurred.

United Way of the Bay Area

Notes to Financial Statements

Fair value of assets and liabilities – UWBA determines fair value as the price that would be received to sell an asset or paid to transfer a liability in an orderly transaction between market participants at the measurement date. Fair value reporting standards establishes a fair value hierarchy which requires an entity to maximize the use of observable inputs and minimize the use of unobservable inputs when measuring fair value. The standard describes three levels of input that may be used to measure fair value:

Level 1 – Quoted prices in active markets for identical assets or liabilities.

Level 2 – Observable inputs other than Level 1 prices, such as quoted prices for similar assets or liabilities; quoted prices in markets that are not active; or other inputs that are observable or can be corroborated by observable market data for substantially the full term of the assets or liabilities.

Level 3 – Unobservable inputs that are supported by little or no market activity and that are significant to the fair value of the assets or liabilities.

The following is a description of the valuation methodologies used for instruments measured at fair value on a recurring basis and recognized in the accompanying statements of financial position, as well as the general classification of such instruments pursuant to the valuation hierarchy.

Where quoted market prices are available in an active market, securities are classified within Level 1 of the valuation hierarchy. Level 1 securities include cash and cash equivalents, equity, fixed income securities, and exchange traded equities. Level 2 securities include investments held in pooled income funds, which are valued using maturity and interest rates as observable inputs.

Furniture, equipment, and leasehold improvements – Furniture, equipment, and leasehold improvements are stated at cost, if purchased, or if donated, at fair value at the date of the donation for items exceeding \$5,000. Depreciation is computed on a straight-line basis over the estimated useful lives of the assets, ranging from three to ten years. Leasehold improvements are amortized over the lesser of the useful life of the asset or the term of the lease. Total depreciation expense, amortization expense, and losses from dispositions of fixed assets amounted to \$278,250 and \$358,029 for the years ended June 30, 2018 and 2017, respectively.

Deferred rent – Certain leases of UWBA contain lease incentives and fixed escalations. UWBA recognizes the related rent expense on a straight-line basis over the life of the lease and records the difference between the expense included in the accompanying statements of activities and changes in net assets and the amount recorded as deferred rent. For the years ended June 30, 2018 and 2017, deferred rent related to two UWBA locations: 550 Kearny Street, San Francisco, and 8200 Bancroft, Oakland.

Gross campaign results – Gross campaign results consist of cash and unconditional promises to give to UWBA during the annual fundraising campaigns and include contributions processed by third-party processors. Donor designations and the provision for uncollectible pledges are deducted from gross campaign results to arrive at campaign revenue.

United Way of the Bay Area Notes to Financial Statements

Donor designations and service fee revenue – Donor designations, including contributions that are designated by the donor to nonprofit organizations other than UWBA that include contributions processed by third-party processors, are deducted from gross campaign results to arrive at net campaign revenue. External donor designations are paid to the designated organizations on a monthly basis, by electronic funds transfer (“EFT”) as information allows and on a quarterly basis by check for all others, as pledges are collected. Proportionate shares of the receipts are distributed out to the agencies net of service fees. Service fee revenue is reported in the accompanying statements of activities and changes in net assets. This designation processing is inclusive of pledges and payments processed as part of UWBA’s role as a federation for the Combined Federal Campaign as well as other state and local government-sponsored fundraising campaigns. Additionally, there are donor designations that are contributions designated by the donor to support UWBA’s internal programs.

Planned gifts – Planned gifts that are irrevocable are recognized as a receivable when amounts due to UWBA can be reasonably estimated. As of June 30, 2018 and 2017, UWBA has only one type of planned gift – pooled income funds. Assets associated with these gifts totaled \$154,815 and \$159,964 as of June 30, 2018 and 2017, respectively, at fair value and are included in investments in the accompanying statements of financial position. Liabilities associated with these gifts totaled \$18,252 and \$19,829 as of June 30, 2018 and 2017, respectively, at fair value and are included in the accompanying statements of financial position.

Donated goods and services – UWBA recognizes the value of donated equipment, supplies, and advertising services at the fair value for similar items. Donated goods and services for the years ended June 30, 2018 and 2017, of \$1,043,333 and \$918,227, respectively, were reflected in miscellaneous contributions in the accompanying statements of activities and changes in net assets. UWBA recognizes the fair value of donated services if the services meet the recognition criteria, which include: a) requiring specialized skills; b) provided by someone with those skills; and c) would have to be purchased if they were not donated. Although UWBA receives a significant amount of contributed time from volunteers, this time does not meet the recognition criteria. Accordingly, the value of this contributed time is not reflected in the accompanying financial statements.

Gross funds awarded/allocated to agencies – The amount shown on the accompanying statements of activities and changes in net assets includes grants to UWBA initiatives and programs. These grants are made to partner agencies that advance the work of UWBA programs and the impact of our work to alleviate poverty. They are largely funded by temporarily and programmatically restricted grants awarded to UWBA to achieve specific outcomes in specific locales. Grant making activities are reported to the Board of Directors. Each grant made is included in the appropriate supporting schedule of the annual IRS Form 990. However, to comply with financial statement presentation requirements, these grants are shown net of an offset amount to prevent revenue duplication between unrestricted and temporarily restricted accounts.

Functional allocation of expenses – The majority of expenses can be directly identified with the program or supporting services to which they relate and are charged accordingly. Other expenses have been allocated among program and supporting services classifications based on the average number of full-time employees, the time study allocation method, and on a direct cost basis. This is consistent with the standards for allocation of functional expenses in accordance with GAAP and United Way Worldwide.

United Way of the Bay Area

Notes to Financial Statements

Concentrations of risk – UWBA receives approximately 56% and 46% as of June 30, 2018 and 2017, respectively, of its gross campaign revenue from five employers. All five of these employers are nationally aligned through United Way Worldwide; therefore, the risk of loss of these employers by UWBA is remote. UWBA received 39% and 32%, respectively of its gross grant revenue from two employers. UWBA has a history of collectability with these employers and therefore believes the risk of loss of these employers as donors is remote. As of June 30, 2018 and 2017, UWBA had receivables from five sources totaling \$1,837,959 and \$1,840,176 representing approximately 42% and 34% of total pledges receivables, respectively.

Income taxes – UWBA is exempt from federal income tax under Section 501(c)(3) of the Internal Revenue Code (“IRC”) and Section 23701d of the California Revenue and Taxation Code except to the extent of unrelated business taxable income as defined under IRC sections 511 through 515. However, as a result of the passage of the Tax Cuts and Jobs Act as of January 1, 2018, nonprofit employers have to pay 21% Unrelated Business Income Tax on transportation fringe benefits (i.e. parking and transit passes) provided to employees. Since UWBA has immaterial unrelated business taxable income, no provision for income taxes has been provided in these financial statements. UWBA has no unrecognized tax benefits or uncertain tax positions as of June 30, 2018 and 2017.

Reclassifications – Certain prior year amounts have been reclassified to conform with the current-year presentation. These reclassifications have no effect on net assets or change in net assets.

Recent accounting pronouncements – In May 2014, the FASB issued ASU no. 2014-09, *Revenue from Contracts with Customers (Topic 606)*, which is a new standard on revenue recognition. The new standard contains principles that an entity will need to apply to determine the measurement of revenue and timing of when revenue is recognized. The underlying principle is to recognize revenue to depict the transfer of goods or services to customers at an amount that the entity expects to be entitled to in exchange for those goods or services. The standard has a five-step approach which includes identifying the contract or contracts, identifying the performance obligations, determining the transaction price, allocating the transaction price, and recognizing revenue. The standard also significantly expands the quantitative and qualitative disclosure requirements for revenue, which are intended to help users of financial statements understand the nature, amount, timing, and uncertainty of revenue and the related cash flows. In July 2015, the FASB voted to amend ASU 2014-09 by approving a one-year deferral of the effective date as well as allowing early adoption as of the original effective date, but not before the annual periods beginning after December 15, 2016. The standard is effective for the fiscal year ending June 30, 2020. Management is currently evaluating this new standard and the impact it will have on its financial statements, information technology systems, processes, and internal controls.

In February 2016, the FASB issued ASU 2016-02, *Leases (Topic 842)*, which increases transparency and comparability among organizations by recognizing lease assets and lease liabilities on the statement of financial position and disclosing key information about leasing arrangements in the financial statements of lessees. This update is effective for fiscal years beginning after December 15, 2019, with early adoption permitted. The adoption is effective for UWBA’s fiscal year ending June 30, 2021. Management is currently evaluating the impact of the provisions of ASU 2016-02 on the financial statements.

In August 2016, the FASB issued ASU 2016-14, *Not-for-Profit Entities (Topic 958): Presentation of Financial Statements of Not-for-Profit Entities*, which improves the current net asset classification requirements and the information presented in financial statements and notes about an entity's liquidity, financial performance, and cash flows. The update replaces the requirement to present three classes of net assets with two classes, net assets with donor restrictions and net assets without donor restrictions. The update also removes the requirement to present or disclose the indirect method (reconciliation) if using the direct method for the statement of cash flows as well as added several additional enhanced disclosures to the notes. The amendments in this update are effective for fiscal years beginning after December 15, 2017, and interim periods beginning after December 15, 2018, with application to interim financial statements permitted but not required in the initial year of application. The adoption is effective for UWBA for the fiscal year ending June 30, 2019. Management is currently evaluating the impact of the provisions of ASU 2016-14 on the financial statements.

NOTE 3 – ACQUISITION OF UNITED WAY OF SILICON VALLEY

On May 5, 2016, UWBA entered into an Agreement and Plan of Merger (the "Agreement") to combine its operations with United Way of Silicon Valley ("UWSV") wherein UWSV would become part of UWBA with an effective date of July 1, 2016 (the "Effective Date"). UWSV ceased to exist as of July 1, 2016. The Agreement was filed with the State of California Department of Justice on May 24, 2016. The transaction is determined to be an acquisition in accordance with FASB ASC 805, *Business Combination*.

In accordance with GAAP, on July 1, 2016, UWBA recorded in its financial statements the transfer of identifiable assets acquired and liabilities assumed from UWSV at their fair values as of the Effective Date. No consideration was transferred from UWBA to UWSV in connection with this transaction, and the amount of net assets acquired by UWBA is accounted for as an inherent contribution from UWSV to UWBA.

To the extent that the UWSV's assets were subject to donor restrictions, those restrictions carried over and are properly reported as donor restricted by UWBA. Accordingly, the net assets transferred are included in either unrestricted or temporarily restricted net assets in UWBA's financial statements beginning July 1, 2016.

United Way of the Bay Area

Notes to Financial Statements

The following table summarizes the recorded amounts of the assets acquired and liabilities assumed at the Effective Date:

Assets acquired:	
Cash and cash equivalents	\$ 807,388
Pledges receivable, net	2,183,715
Grants and other receivables	745,896
Beneficial interest in assets	2,167,918
Certificate of deposit	17,000
Prepaid expenses	65,172
Property and equipment, net	79,556
	<u>6,066,645</u>
Total assets contributed	<u>\$ 6,066,645</u>
Liabilities assumed:	
Accounts payable and accruals	\$ 171,932
Pledges due to agencies and other United Ways	1,329,397
	<u>1,501,329</u>
Total liabilities transferred	<u>\$ 1,501,329</u>
Inherent contribution to UWBA	<u>\$ 4,565,316</u>

Based on the nature and character of these accounts, the recorded amounts of the assets acquired and liabilities assumed approximate fair value at the Effective Date. Acquisition costs incurred by UWBA were \$0 and \$186,779 for the years ended June 30, 2018 and 2017, respectively. The costs were expensed as incurred.

NOTE 4 – PLEDGES AND GRANTS RECEIVABLE

UWBA expected to receive pledges receivable at June 30:

	<u>2018</u>	<u>2017</u>
Amount due:		
In the next year	\$ 4,350,440	\$ 5,976,081
Between two and five years	175,000	365,550
	<u>4,525,440</u>	<u>6,341,631</u>
Discount	(670)	(2,861)
Provision for uncollectible pledges	<u>(361,087)</u>	<u>(532,000)</u>
Pledges receivable, net	<u>\$ 4,163,683</u>	<u>\$ 5,806,770</u>

United Way of the Bay Area
Notes to Financial Statements

UWBA expected to receive grants receivable at June 30:

	2018	2017
Amount due:		
In the next year	\$ 2,524,548	\$ 2,956,996
Between two and five years	2,187,993	1,644,318
	4,712,541	4,601,314
Discount	(22,550)	(49,619)
Grants receivable, net	\$ 4,689,991	\$ 4,551,695

NOTE 5 – INVESTMENTS AND FAIR VALUE MEASUREMENT

The following tables present the investments carried at fair value on the accompanying statements of financial position as of June 30, 2018 and 2017, by valuation hierarchy:

<u>Fair Value Measurement Inputs</u>	2018		
	Level 1	Level 2	Total
Equity			
Domestic	\$ 4,549,427	\$ -	\$ 4,549,427
International	2,522,775	-	2,522,775
Balanced fund	121,319	-	121,319
Small cap funds	742,748	-	742,748
Commodities/natural resources fund	81,608	-	81,608
Bonds			
Low duration and intermediate	4,644,671	-	4,644,671
International global	557,253	-	557,253
Cash and cash equivalents (held for investment)	869,751	-	869,751
Pooled income funds	-	154,815	154,815
Total	\$ 14,089,552	\$ 154,815	\$ 14,244,367

<u>Fair Value Measurement Inputs</u>	2017		
	Level 1	Level 2	Total
Equity			
Domestic	\$ 4,770,614	\$ -	\$ 4,770,614
International	2,377,991	-	2,377,991
Balanced fund	134,012	-	134,012
Small cap funds	831,427	-	831,427
Commodities/natural resources fund	74,839	-	74,839
Bonds			
Low duration and intermediate	4,761,713	-	4,761,713
International global	530,160	-	530,160
Cash and cash equivalents (held for investment)	263,205	-	263,205
Pooled income funds	-	159,964	159,964
Total	\$ 13,743,961	\$ 159,964	\$ 13,903,925

United Way of the Bay Area

Notes to Financial Statements

Investment income is as follows for the years ended June 30:

	<u>2018</u>	<u>2017</u>
Interest and dividend income	\$ 319,432	\$ 270,836
Less investment management fees	<u>(69,356)</u>	<u>(75,623)</u>
Total investment income, net	<u>\$ 250,076</u>	<u>\$ 195,213</u>

Net unrealized and realized gains are as follows for the years ended June 30:

	<u>2018</u>	<u>2017</u>
Unrealized gain	\$ 207,361	\$ 706,896
Realized gain	<u>240,081</u>	<u>454,089</u>
Net realized and unrealized gains on investments	<u>\$ 447,442</u>	<u>\$ 1,160,985</u>

UWBA's long-term asset allocation policy was developed by staff and approved by the Board to manage market fluctuations over time. UWBA is aware there are challenges in the current financial markets and continues to monitor related volatility.

NOTE 6 – INVESTMENTS HELD AT COST

On January 31, 2017, UWBA invested in United Way Digital Holdings, a limited liability company (LLC). The total commitment made by UWBA was \$400,000. UWBA assessed its rights as a limited member and concluded that UWBA does not maintain direct operational control. UWBA did not consolidate the LLC into its financial statements as a result of not maintaining control.

UWBA has accounted for the investment in the LLC at cost as the LLC fair value is not readily determinable.

The unfunded commitment as of June 30, 2018, was \$240,000 and \$320,000, respectively.

UWBA evaluates its investment in the LLC for impairment whenever events or changes in circumstances indicate that the carrying value of its investment may not be recoverable. As of June 30, 2018, no such write-downs have occurred.

United Way of the Bay Area
Notes to Financial Statements

NOTE 7 – FURNITURE, EQUIPMENT, AND LEASEHOLD IMPROVEMENTS

Furniture, equipment, and leasehold improvements consisted of the following at June 30:

	2018	2017
Computer software and equipment	\$ 1,171,987	\$ 992,255
Office furniture	528,528	521,729
Equipment	176,823	178,068
Leasehold improvements	579,411	562,222
Vehicles	16,713	16,712
Total	2,473,462	2,270,986
Less accumulated depreciation and amortization	(1,923,919)	(1,749,969)
Total furniture, equipment, and leasehold improvements, net	\$ 549,543	\$ 521,017

NOTE 8 – MISCELLANEOUS CONTRIBUTIONS

Miscellaneous contributions are comprised of the following at June 30:

	2018	2017
Unrestricted		
Donated goods and services	\$ 211,203	\$ 759,995
Noncampaign donations	214,273	27,507
Prior year campaign revenue	8,615	2,835
Revenue - other United Ways	33,553	52,465
Special events income	1,356	-
Sponsorship fees	2,500	6,850
	471,500	849,652
Temporarily restricted		
Donated goods and services	832,130	158,232
Noncampaign donations and miscellaneous income	774,276	21,909
Special events income	738	26,260
Sponsorship fees	139,251	250,772
	1,746,395	457,173
Total miscellaneous contributions	\$ 2,217,895	\$ 1,306,825

United Way of the Bay Area
Notes to Financial Statements

NOTE 9 – COMMITMENTS

UWBA leases office space under noncancelable operating leases expiring at various dates through March 31, 2023. Lease agreements generally provide for both renewal options and escalation clauses for increased operating expenses and real estate taxes. UWBA is also committed under noncancelable operating leases for various office equipment.

Future minimum commitments under noncancelable operating leases having lease terms in excess of one year as of June 30, 2018 are as follows:

<u>Years Ending June 30,</u>	
2019	\$ 1,226,419
2020	1,210,388
2021	1,214,829
2022	1,123,060
2023	<u>850,989</u>
Total	<u>\$ 5,625,685</u>

Rent expense for the years ended June 30, 2018 and 2017, was \$1,238,410 and \$1,423,899, respectively.

NOTE 10 – PENSION PLAN

The Pension Plan of United Way of the Bay Area (the "Plan") is a single employer defined benefit pension plan with UWBA as plan sponsor.

The Plan was amended to freeze participation and benefit accruals under the Plan effective December 31, 2006. Accordingly, no employees will become participants after the December 1, 2006 entry date, and participants' Plan benefits will not increase after December 31, 2006. In no event will the accrued benefit of any participant be less than that calculated as of December 31, 2006.

Accrued pension costs consist of the following at June 30:

	<u>2018</u>	<u>2017</u>
Defined benefit pension plan liabilities	\$ 2,838,421	\$ 3,912,308
Defined early retirement medical and long-term care benefit plans	<u>92,751</u>	<u>99,878</u>
Total accrued pension costs	<u>\$ 2,931,172</u>	<u>\$ 4,012,186</u>

United Way of the Bay Area
Notes to Financial Statements

The following information sets forth the Plan's projected benefit obligation, fair value of plan assets, unfunded status, and accumulated benefit obligation as of June 30:

	<u>2018</u>	<u>2017</u>
Projected benefit obligation		
Beginning of year	\$ 16,660,707	\$ 18,011,015
Service cost	221,719	206,349
Interest costs	586,163	575,097
Actuarial (gain)	(856,546)	(1,111,561)
Benefits paid	(559,105)	(796,625)
Administrative expenses paid	(240,143)	(223,568)
	<u>\$ 15,812,795</u>	<u>\$ 16,660,707</u>
End of year		
Fair value of plan assets		
Beginning of year	\$ 12,748,399	\$ 12,426,524
Actual return on plan assets	942,549	1,342,068
Employer contributions	82,674	-
Benefits paid	(559,105)	(796,625)
Administrative expenses paid	(240,143)	(223,568)
	<u>\$ 12,974,374</u>	<u>\$ 12,748,399</u>
End of year		
Funded status of the Plan at year end (underfunded)	<u>\$ (2,838,421)</u>	<u>\$ (3,912,308)</u>

Amounts recognized for the defined benefit pension plan only in the accompanying statements of financial position are as follows as of June 30:

	<u>2018</u>	<u>2017</u>
Prepaid benefit cost	\$ 2,689,440	\$ 2,800,125
Additional accrued pension liability for pension plans with a benefit obligation in excess of plan assets	<u>(5,527,861)</u>	<u>(6,712,433)</u>
Defined benefit pension liabilities	<u>\$ (2,838,421)</u>	<u>\$ (3,912,308)</u>
Unrestricted net assets, pension liability in excess of intangible pension assets	<u>\$ 5,527,861</u>	<u>\$ 6,712,433</u>

Amounts reflected in the accompanying statements of activities and changes in net assets are as follows for the years ended June 30:

	<u>2018</u>	<u>2017</u>
Service cost	\$ 221,719	\$ 206,349
Interest cost	586,163	575,097
Expected return on assets	(982,066)	(957,230)
Amortization loss	<u>367,543</u>	<u>458,682</u>
Net periodic pension cost	<u>\$ 193,359</u>	<u>\$ 282,898</u>

United Way of the Bay Area Notes to Financial Statements

The projected unit credit cost method was utilized for measuring net periodic pension cost over the employee's estimated service life. The following table summarizes the assumptions used in computing the present value of projected benefit obligations and net periodic cost as of June 30:

	<u>2018</u>	<u>2017</u>
Assumptions used in computing benefit obligation		
Discount rate	4.00%	3.60%
Rate of compensation increase	N/A	N/A
Assumptions used in computing the net periodic pension costs		
Discount rate	3.60%	3.30%
Expected return on assets	8.00%	8.00%
Rate of compensation increase	N/A	N/A

The investment objective for the Plan is to maximize total return within reasonable and prudent levels of risk. The Plan's weighted-average asset allocations are as follows as of June 30:

	<u>2018</u>	<u>2017</u>
Asset category		
Common and collective trusts		
Equity	59.5%	60.0%
Debt	37.5%	36.9%
Cash and cash equivalents	3.0%	3.1%
Total	<u>100.0%</u>	<u>100.0%</u>

The fair values of the UWBA's defined benefit plan assets at June 30, 2018, by asset category are as follows:

<u>Fair Value Measurement Inputs</u>	<u>Level 1</u>	<u>Level 2</u>	<u>Total</u>
Cash and cash equivalents	\$ 395,286	\$ -	\$ 395,286
Large cap equities fund	-	4,096,143	4,096,143
Small cap equities fund	-	609,796	609,796
Mid cap fund	-	1,076,873	1,076,873
International equities fund	-	1,933,182	1,933,182
Fixed income securities	-	4,863,094	4,863,094
Total	<u>\$ 395,286</u>	<u>\$ 12,579,088</u>	<u>\$ 12,974,374</u>

United Way of the Bay Area
Notes to Financial Statements

The fair values of the UWBA's defined benefit plan assets at June 30, 2017, by asset category are as follows:

<u>Fair Value Measurement Inputs</u>	<u>Level 1</u>	<u>Level 2</u>	<u>Total</u>
Cash and cash equivalents	\$ 390,757	\$ -	\$ 390,757
Large cap equities fund	-	4,057,700	4,057,700
Small cap equities fund	-	622,180	622,180
Mid cap fund	-	1,073,307	1,073,307
International equities fund	-	1,896,727	1,896,727
Fixed income securities	-	4,707,728	4,707,728
 Total	 <u>\$ 390,757</u>	 <u>\$ 12,357,642</u>	 <u>\$ 12,748,399</u>

The estimated minimum benefit payments that reflect expected future service, as appropriate, to be paid by UWBA are as follows:

<u>Year Ending June 30,</u>	
2019	\$ 808,325
2020	853,602
2021	874,879
2022	902,864
2023	917,290
2024-2028	<u>4,920,247</u>
	 <u>\$ 9,277,207</u>

UWBA contributed \$82,674 and \$0 to the Plan during the years ended June 30, 2018 and 2017, respectively.

UWBA established the UWBA 401(k) Plan on January 1, 2007. Employees that are eligible can participate in the 401(k) Plan on the first day of the calendar quarter following their date of hire. UWBA matches 100% of participants' salary deferral contribution, up to a maximum of 2% of compensation. In addition, UWBA makes an employer "nonelective" contribution according to a formula that is based on a participant's age plus service. For employees hired before January 1, 2010, matching and employer nonelective contributions will be 100% vested after two years of service (or age 65, if earlier). Effective January 1, 2014, employees hired after January 1, 2010, will be 25% vested after one year of service, 50% after two years of service, 75% vested after three years of service, and 100% vested after four years of service. UWBA contributed \$318,939 and \$247,710 to the plan for the years ended June 30, 2018 and 2017, respectively.

UWBA instituted a voluntary long-term care insurance program in fiscal year 2013. As a part of that program, UWBA made arrangements to pay 83% of the cost of the long-term premiums for the Chief Executive Officer from March 2013 until her death. The estimated cost of future premiums as of June 30, 2018 and 2017, is \$52,013 and \$55,501, respectively.

United Way of the Bay Area Notes to Financial Statements

UWBA had a defined benefit early retirement medical benefits plan that covered certain full-time employees who retired as of June 30, 1993. UWBA does not contribute to this plan except to reimburse certain medical and other costs submitted by the Plan's retirees as defined within the agreement. The estimated cost of future medical and other payments as of June 30, 2018 and 2017, is \$40,737 and \$44,377, respectively, and is included in accrued pension costs.

In the fiscal year ended June 30, 2014, UWBA established an eligible deferred compensation plan for a select group of highly compensated employees under Section 457(b) of the IRC. The plan allows pre-tax contributions of the maximum amount allowed by law per year through payroll deduction. At June 30, 2018, six employees are eligible for the 457(b) plan and three employees had elected to participate in the plan. The investments in this plan remain as assets of the organization until the employees retire. The balance in the plan as of June 30, 2018 and 2017, is \$126,556 and \$101,622, respectively, and is included in operating payables and accruals.

NOTE 11 – TEMPORARILY RESTRICTED NET ASSETS

Temporarily restricted net assets were available for the following purposes as of June 30, 2018 and 2017, respectively:

	2018	2017
UWBA community programs	\$ 5,112,946	\$ 3,682,062
Time restricted multi-year gifts	-	200,000
Donor Restricted - Sobrato in-kind rent	361,218	117,098
Endowment activity	1,312,276	1,166,779
Total	\$ 6,786,440	\$ 5,165,939

NOTE 12 – ENDOWMENT DISCLOSURES

Interpretation of relevant law – The Board of Directors of UWBA has interpreted the California Prudent Management of Institutional Funds Act ("CPMIFA") as requiring the preservation of the fair value of the original gift as of the date of the donor restricted endowment funds, absent explicit donor stipulations to the contrary. As a result of this interpretation, UWBA classifies as permanently restricted net assets: (a) the original value of gifts donated to the permanent endowment; (b) the original value of subsequent gifts to the permanent endowment; and (c) accumulations to the permanent endowment made in accordance with the direction of the applicable donor gift instrument at the time the accumulation is added to the fund. The remaining portion of the donor-restricted endowment fund that is not classified in permanently restricted net assets is classified as temporarily restricted net assets until those amounts are appropriated for expenditure by the UWBA Board of Directors in a manner consistent with the standard prudence prescribed by CPMIFA. In accordance with CPMIFA, UWBA considers the following factors in making a determination to appropriate or accumulate donor-restricted endowment funds:

- a. The duration and preservation of the fund
- b. The purposes of UWBA and the donor-restricted endowment fund
- c. General economic conditions

United Way of the Bay Area
Notes to Financial Statements

- d. The possible effect of inflation and deflation
- e. The expected total return from income and the appreciation of investments
- f. Other resources of UWBA
- g. The investment policies of UWBA

Spending policy and how the investment objectives relate to spending policy – The endowment fund has a spending policy of appropriating all of the net income earned on the investment of these funds for distribution according to the instructions of the donor at the time the gift is made. The original value of the gifts donated to the permanent endowment is to be classified as permanently restricted and any earnings are classified as temporarily restricted until appropriated for expenditure.

Funds with deficiencies – From time to time, the fair value of assets associated with individual donor-restricted endowment funds may fall below the level that the donor or CPMIFA requires UWBA to retain as a fund of perpetual duration. As of June 30, 2018 and 2017, there were no deficiencies.

The composition and changes in the endowment net assets as of June 30, 2018 and 2017, are as follows:

	Unrestricted	Temporarily Restricted	Permanently Restricted	Total Endowment Net Assets
Endowment net assets, June 30, 2016	\$ -	\$ 754,824	\$ 3,893,775	\$ 4,648,599
Contribution	-	-	1,300	1,300
Investment income	-	325,142	-	325,142
Net appreciation/depreciation	-	283,719	-	283,719
Amounts appropriated for expenditure	-	(196,906)	-	(196,906)
Endowment net assets, June 30, 2017	-	1,166,779	3,895,075	5,061,854
Contribution	-	-	1,400	1,400
Investment income	-	204,196	-	204,196
Net appreciation/depreciation	-	138,707	-	138,707
Amounts appropriated for expenditure	-	(197,406)	-	(197,406)
Endowment net assets, June 30, 2018	<u>\$ -</u>	<u>\$ 1,312,276</u>	<u>\$ 3,896,475</u>	<u>\$ 5,208,751</u>

NOTE 13 – RELATED-PARTY TRANSACTIONS

UWBA's volunteer members of the Board of Directors participate in fundraising events, activities, and by making private contributions. UWBA may also have Board members that have other direct transactions with the organization. All related parties of UWBA are annually required to read and sign a conflict of interest policy that covers any relationship with Board members, volunteers, and staff.

United Way of the Bay Area Notes to Financial Statements

NOTE 14 – LINE OF CREDIT

UWBA maintains a line of credit with a reputable and recognized financial institution. The terms of this agreement call for the pledging of securities and other investments maintained in the financial institution for any and all obligations taken on by UWBA under this agreement. The agreement provides for a total credit limit of up to \$4,900,000, based on the fair value of the pledged collateral.

The availability of the total amount available to borrow at any given time is based on the fair value of the collateral, which may be more or less than the amount needed to permit borrowing the entire \$4,900,000. The amount remaining to borrow at any given time is the total amount of the approved borrowing limit minus the outstanding loan balances and letters of credit, subject to the current value of the collateral. Interest is charged at a rate determined by the lender on a periodic basis.

As of June 30, 2018, there was \$2,400,000 in outstanding debt on the line of credit and interest expense of \$79,854. As of June 30, 2017, there was \$2,500,000 outstanding debt for the line of credit and interest expense of \$62,393. The existing letter of credit issued to the landlord for \$230,190 is still in place under the same credit limit.

NOTE 15 – SUBSEQUENT EVENTS

Subsequent events are events or transactions that occur after the statement of financial position date but before financial statements are available to be issued. UWBA recognizes in the financial statements the effects of all subsequent events that provide additional evidence about conditions that existed at the date of the statements of financial position, including the estimates inherent in the process of preparing the financial statements. UWBA's financial statements do not recognize subsequent events that provide evidence about conditions that did not exist at the date of the statements of financial position but arose after the statement of financial position date and before the financial statements are available to be issued.

UWBA has evaluated subsequent events through November 29, 2018, which is the date the financial statements were available to be issued.

