

RESIDENTIAL RENT STABILIZATION AND ARBITRATION BOARD

BUDGET PRESENTATION

FY 23-24 & FY 24-25

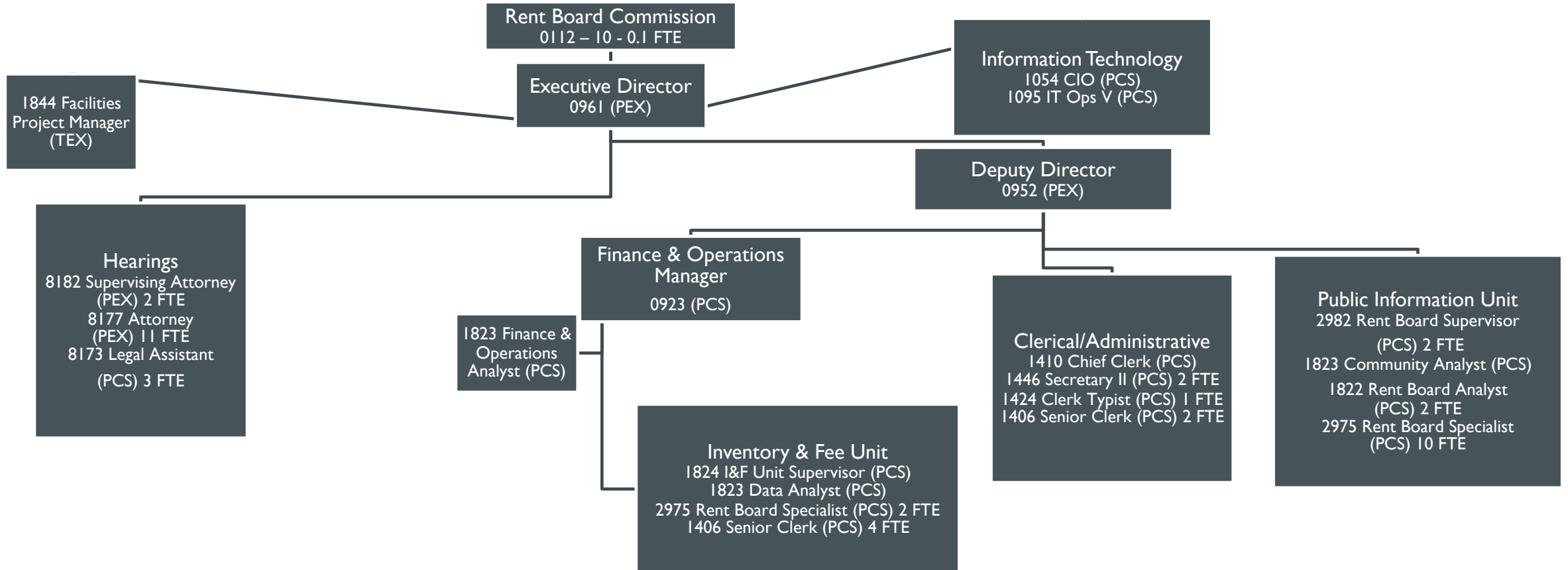
JUNE 16, 2023

RENT BOARD MISSION

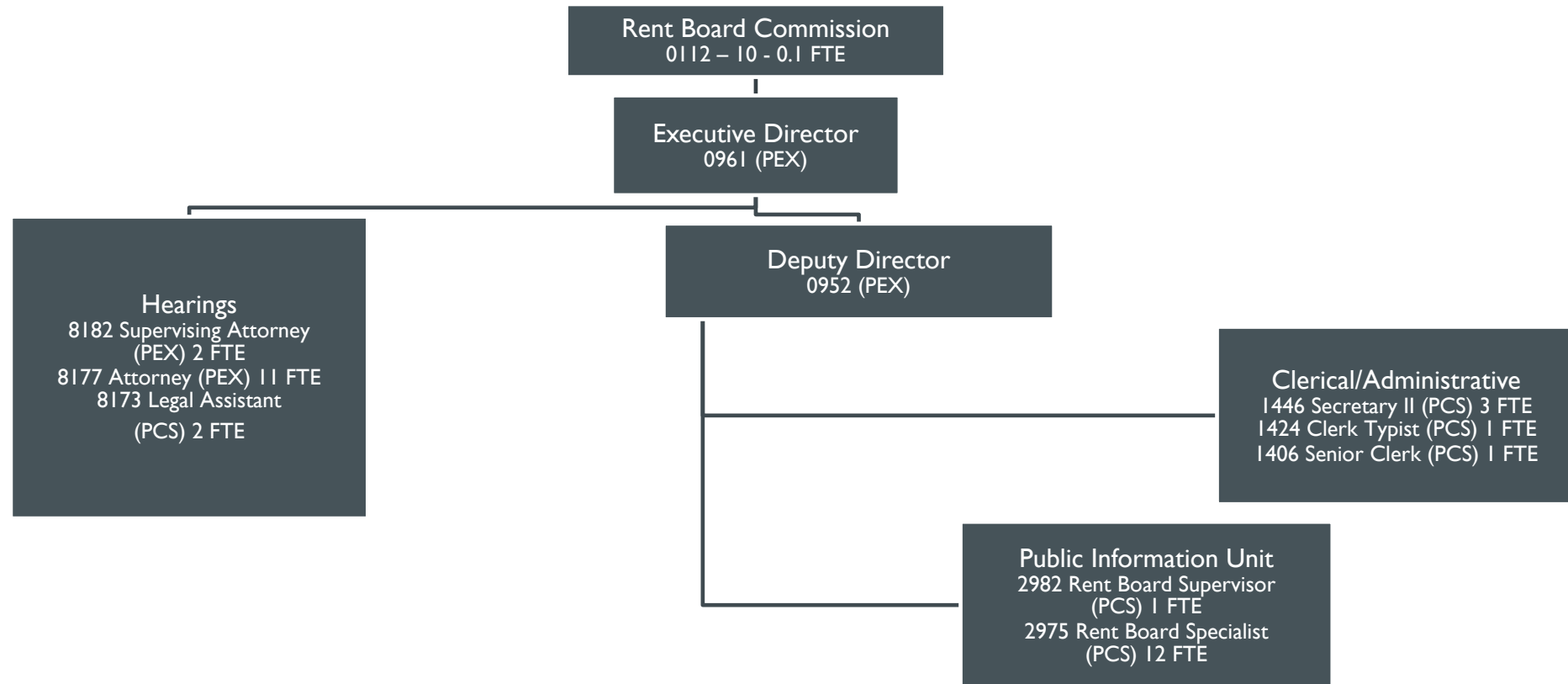
Protect tenants from excessive rent increases and unjust evictions while assuring fair and adequate rents; to provide fair and even-handed treatment for both tenants and landlords through efficient and consistent administration of the law; to promote the preservation of sound, affordable housing; and to maintain the ethnic and cultural diversity that is unique to San Francisco.

ORGANIZATIONAL STRUCTURE

ALL POSITIONS FILLED OR RECRUITMENT IN PROGRESS



HISTORICAL ORGANIZATIONAL STRUCTURE

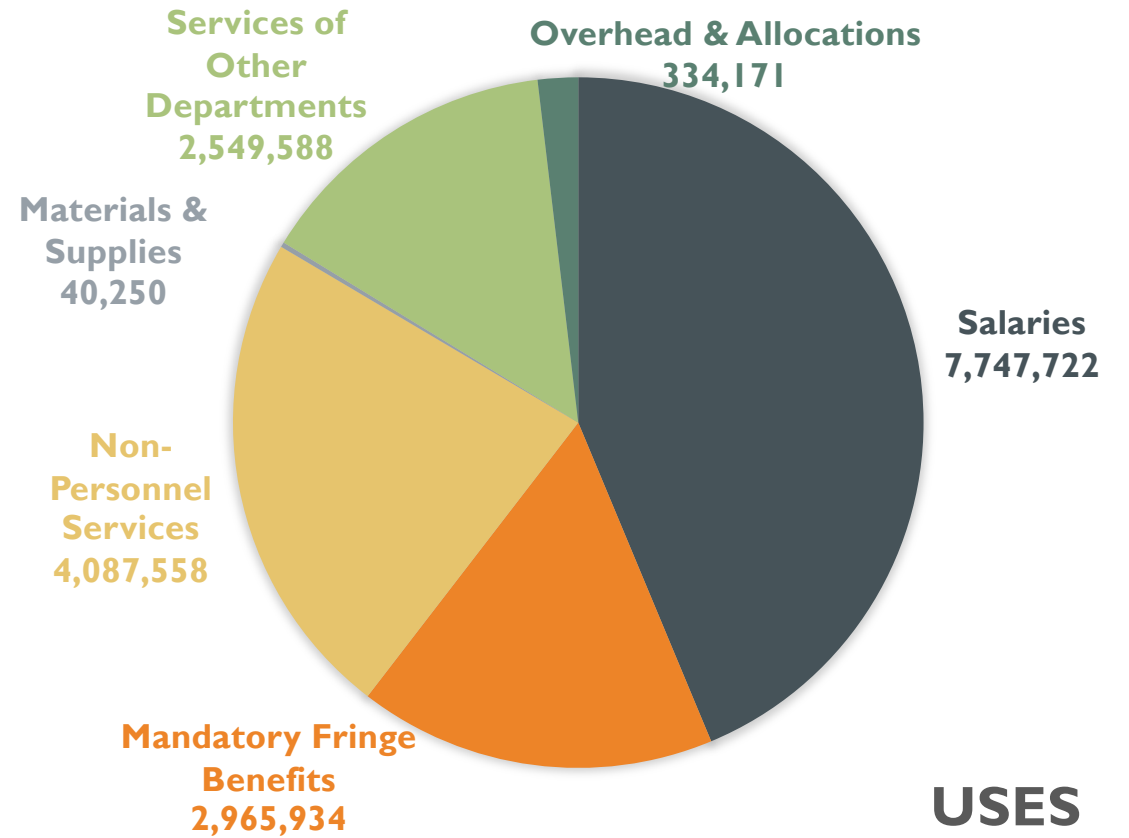
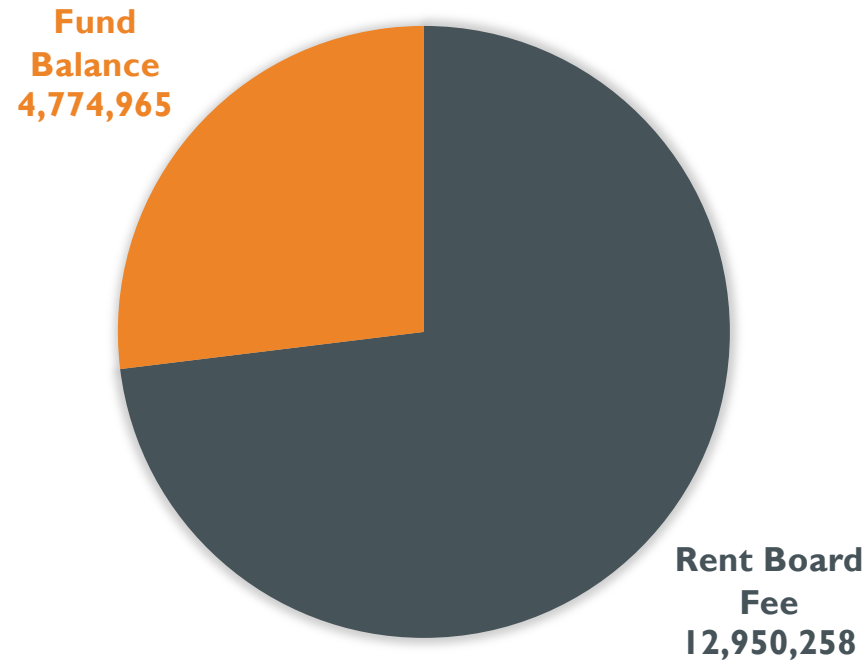


RENT BOARD BUDGET SUMMARY DATA

	2022-23	2023-24		2024-25	
	Original Budget	Proposed Budget	Change from 2022-23	Proposed Budget	Change from 2023-24
Total Expenditures	16,294,283	17,725,223	1,430,940	14,740,863	(2,984,360)
Total FTE	50	50	0	50	0

BUDGET DETAIL

SOURCES



PERFORMANCE MEASURES

RENT ARBITRATION BOARD

Fiscal Year	2019-2020	2020-2021	2021-2022		2022-2023	2023-2024
Goal	Actual	Actual	Actual	Target	Target	Target
Increase collaboration with other City agencies						
Number of Days to respond to no-fault eviction reports provided to the Planning Department	0.9	0.0	1.0	14	14	14
Population Measure						
Number of rent-controlled housing units	170,423	224,501	222,573	N/A	N/A	N/A
Process tenant and landlord petitions efficiently						
Average number of days for Administrative Law Judges to submit decisions for review	21	21	30	25	28	28
Average number of days needed to process allegations of wrongful evictions	2.7	2.9	3.9	2.0	2.0	2.0
Provide effective information to tenants and landlords						
Average number of days to post a summary of amendments to the Rent Ordinance and Rules and Regulations on the website	3.4	3.8	0.0	7.0	5.0	5.0
Support limited English proficient communities						
Number of discrete documents in languages other than English	677	687	732	690	700	705
Number of locations where translated documents are available	900	906	961	925	915	920

LANGUAGE ACCESS & POVERTY ALLEVIATION

Focus on Public Information & Data

- Call Center
 - Cantonese, Mandarin, and Spanish-speaking staff
 - Language Line for other languages
 - Average 2574 calls per month – over 3800 during peak times
- In-Office Counter
 - Pre-pandemic visitor levels
- Website
 - Chinese, Spanish, Filipino, English
- 260 Vital Documents in Chinese and Spanish
 - 150+ in Filipino
- Outreach
 - Tenant and landlord rights and responsibilities
 - Housing Inventory
 - Special attention on small property owners and tenants
 - Building data to inform SF housing landscape
- Petition Process
 - Decreased Housing Services
 - Unlawful Rent Increases
 - Reports of Alleged Wrongful Eviction
- Equity Lens



Thank you to the Budget and Appropriations Committee and staff.