



DEPARTMENT OF
HOMELESSNESS AND
SUPPORTIVE HOUSING

Update on Place for All

Public Safety and Neighborhood Services Committee | March 28, 2024



A Place for All Overview

- Ordinance 92-22 (passed in June 2022) required HSH to **prepare a report** on what it will cost to address unsheltered homelessness in San Francisco in three years, and comply with other related requirements.
- HSH conferred with national and local homelessness **system design experts** and **researchers** to model project outcomes.
- [A Place for All Report](#):
 - Intended to be an **iterative** & **balanced** response to the legislative requirements
 - Is **not** [HSH's strategic plan](#), which was published in April 2023 and included bold but achievable **goals for reducing and preventing homelessness**

A Place for All: Legislated Requirements

Reporting Requirement	Description	Status
<i>Implementation of Telephonic Shelter Registration System by July 1, 2023</i>	HSH launched the Adult Shelter Waitlist Reservation System in partnership with 311 in July 2023	✓
<i>Submission of a Place for All Implementation Plan by December 31, 2022</i>	HSH submitted a Place for All Report to the board of Supervisors on December 30, 2022. A hearing at the Board of Supervisors Committee of the Whole was held on March 21, 2023	✓
<i>HSH and the Director of Real Estate to provide a list of lots, buildings and other facilities appropriate for use as Shelters, PSH or Safe Parking lots to the Board of Supervisors</i>	HSH and the Director of Property submitted a confidential list directly to Supervisor Mandelman on October 25, 2022 (deadline extended)	✓
<i>HSH shall create, maintain and regularly update a dashboard on its website displaying the total number of Shelters Citywide, broken down by Shelter type, number of units and occupancy rate</i>	HSH published the Temporary Shelter and Crisis Intervention dashboard on October 25, 2022	✓
<i>HSH shall prepare an annual estimate of the number of unsheltered people in San Francisco using administrative data starting on January 1, 2024</i>	HSH also submitted an informal unsheltered estimate to Supervisor Mandelman on December 21, 2023	✓






DEPARTMENT OF
HOMELESSNESS AND
SUPPORTIVE HOUSING

Unsheltered Homelessness & Strategic Investments

System Expansion Goals

The City is making investments in **prevention, shelter, and housing** between July 2023 and June 2028. These investments support the goals of the plan, including the goal of **reducing unsheltered homelessness by 50% by 2028**.

 Prevention Services	 Shelter Beds	 Permanent Housing
Prevention services for 4,300 additional households	1,075 new shelter beds	3,250 new units of permanent housing
FY 23-25 Budget progress towards Five-Year Strategic Plan Goals		
+ 1,650 households (prevention & problem solving) 34%	+ 594 shelter beds 55%	+ 355 housing slots 11%
Inventory as of March 2024		
13,236 households over 5 years	3,431 shelter beds	13,236 housing slots

Unsheltered Homelessness in San Francisco

Since 2019, there has been a **decrease in unsheltered homelessness** that directly correlates with **strategic investments** in resources and new strategies to **fill vacant housing units faster**.

2022 PIT Count

- **4,397 unsheltered count**
- **15% decrease** since 2019
- Correlation with investments in shelter, housing and prevention

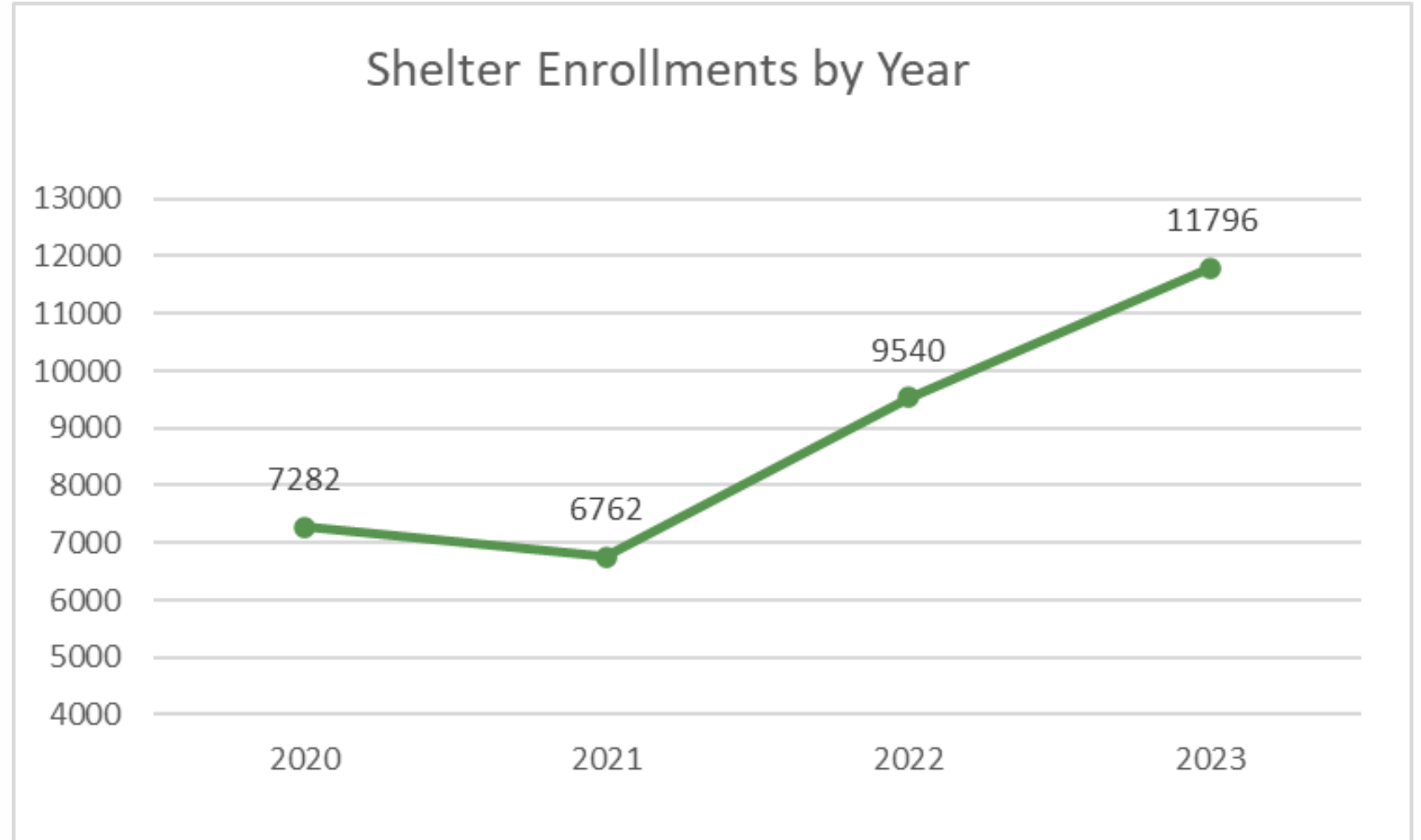
2023 Informal Administrative Estimate

- **4,189 unsheltered count**
- Review of administrative data for clients active in our systems September 1, 2023 – December 1, 2023
- Includes clients with "unknown" living situations who may have resolved homelessness outside our system of care

February 2024 HSOC Quarterly Count

- **385 Tents/structures**
- 37% decrease from Jul. 2023
- **616 Vehicles**
- 42% decrease from Jul. 2023

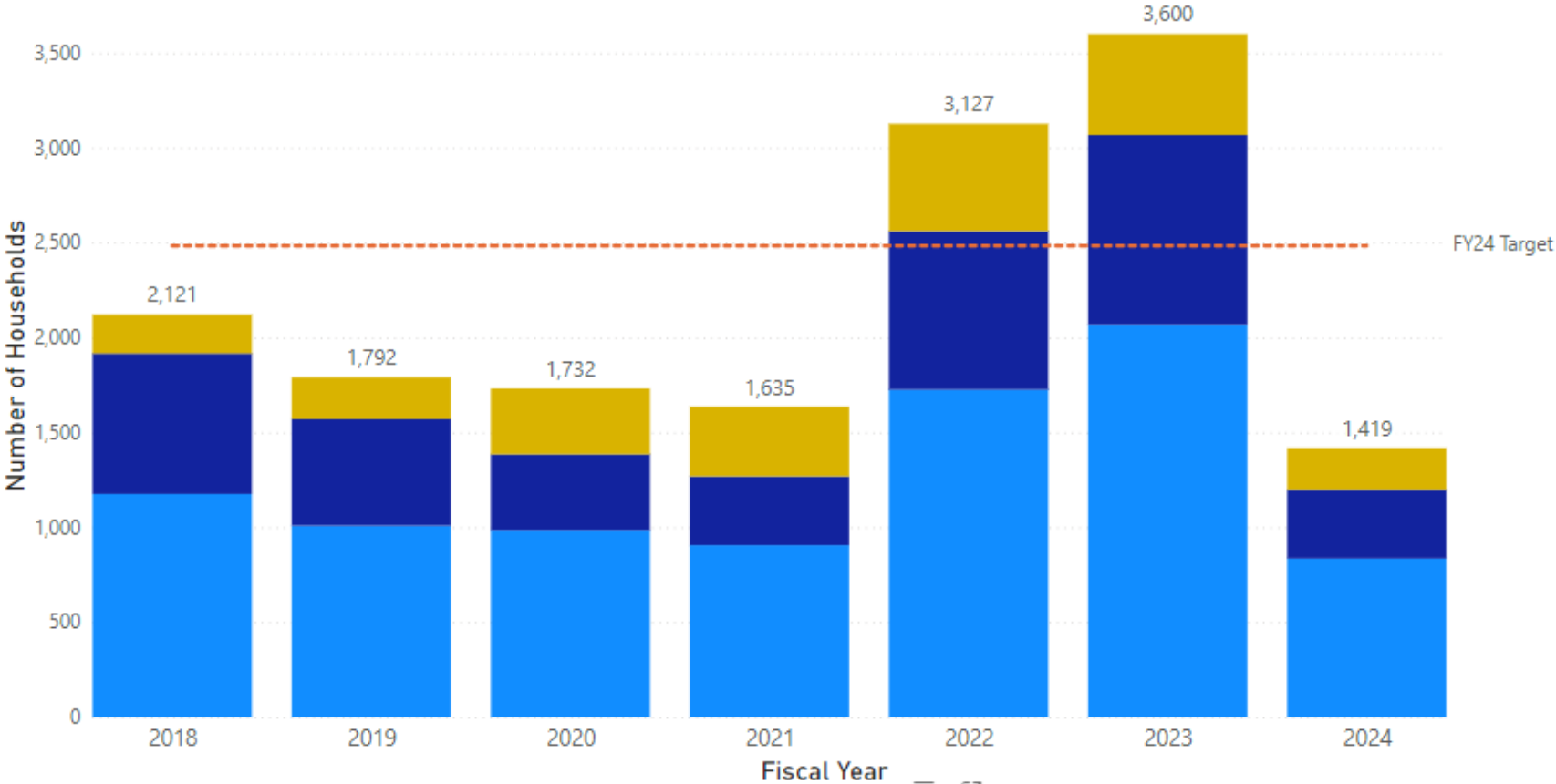
Shelter Placements: 2020 - 2023



DIRECT EXITS FROM HOMELESSNESS THROUGH CITY PROGRAMS

Program Type ● Permanent Supportive Housing ● Problem Solving ● Rapid Rehousing ● FY24 Target

Housing Placements: 2020 – 2023



Data updated through 2/29/2024
 For more information, please visit [City Performance Scorecards](#)

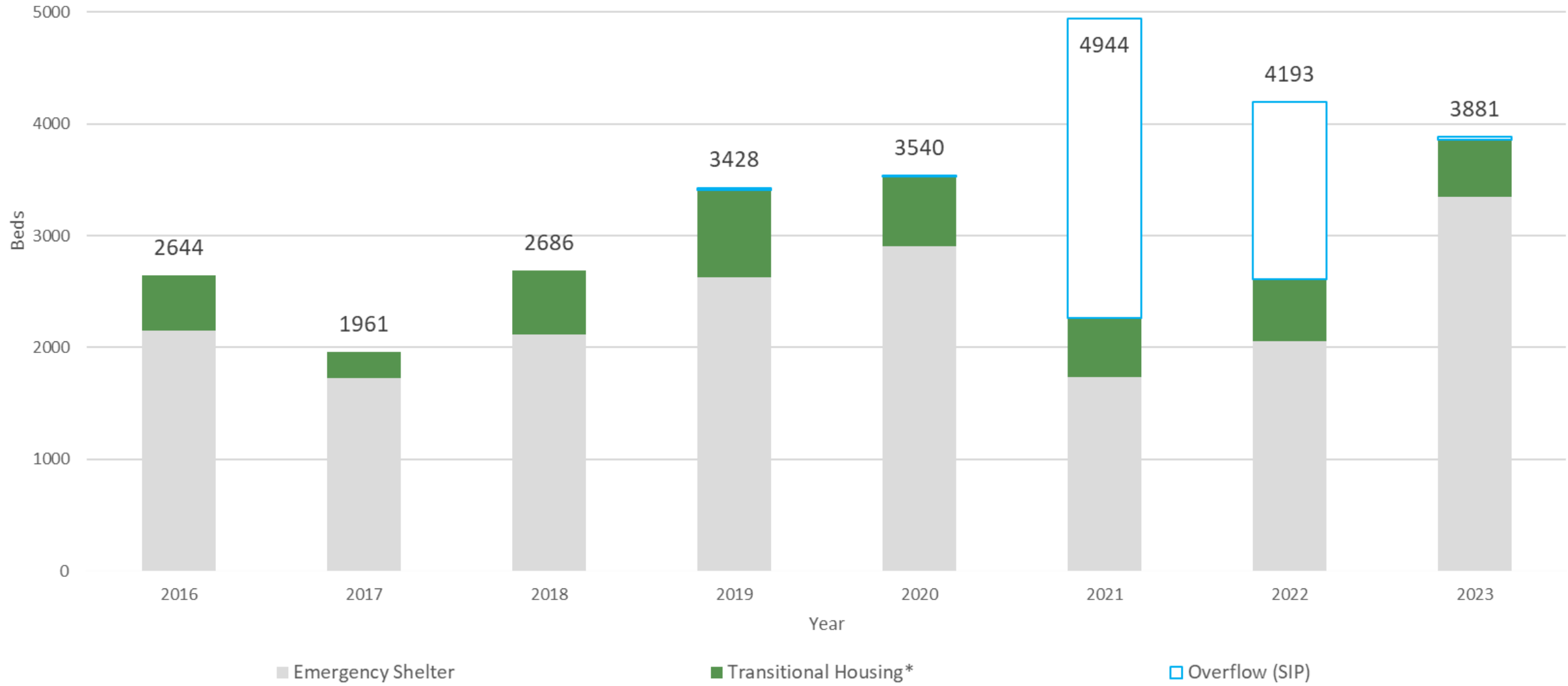


DEPARTMENT OF
HOMELESSNESS AND
SUPPORTIVE HOUSING

Temporary Shelter

Shelter Resources by Type: 2016 - 2023

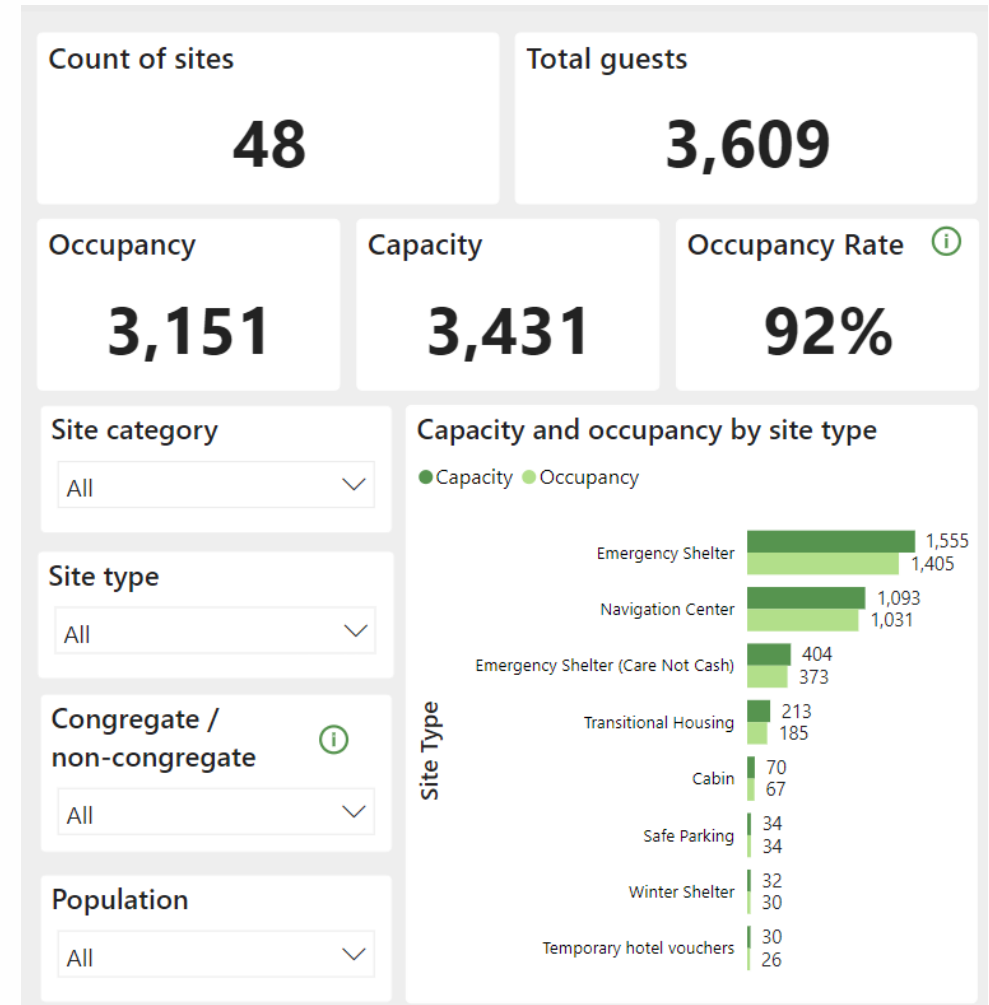
Source: Annual Housing Inventory Counts.
High overflow in 2021 and 2022 from shelter-in-place hotels.
**Transitional housing includes Safe Havens beds prior to 2019.*



Temporary Shelter Portfolio

- As of March 19, 2023, HSH has **3,431 shelter slots** serving **3,609 guests**.
 - 39%** of shelter slots are **non or semi-congregate** shelter
 - 92% occupancy rate** across the portfolio
 - In October 2023, HSH closed the last **Safe Sleep program** that were stood up as part of the City's emergency response to the pandemic

For more information, please visit [HSH's Temporary Shelter and Crisis Interventions public dashboard](#).



Shelter Expansion: FY 2023-2025

By May 2024, HSH will have **added** nearly **600 new shelter beds** since July 1, 2023 with another **~175** slated to open in **FY 2024-25**.

FY 2023-24: 598 beds

# of beds	Program	Implementation Status
332	Shelter Reinflation	Completed
206	Navigation Center Reinflation	Completed
60	Mission Cabin Program	In Process – opens April 2024

FY 2024-25: 175 beds

# of beds	Program	Implementation Status
32	Bayview Safe Parking (Expansion)	In Process. Anticipated in summer 2024 following permanent power
80	Jerrold Commons	In Process (safe parking and cabins). Anticipated by Jan. 2025
63	Dolores Shelter	In Process. Anticipated in FY24-25



DEPARTMENT OF
HOMELESSNESS AND
SUPPORTIVE HOUSING

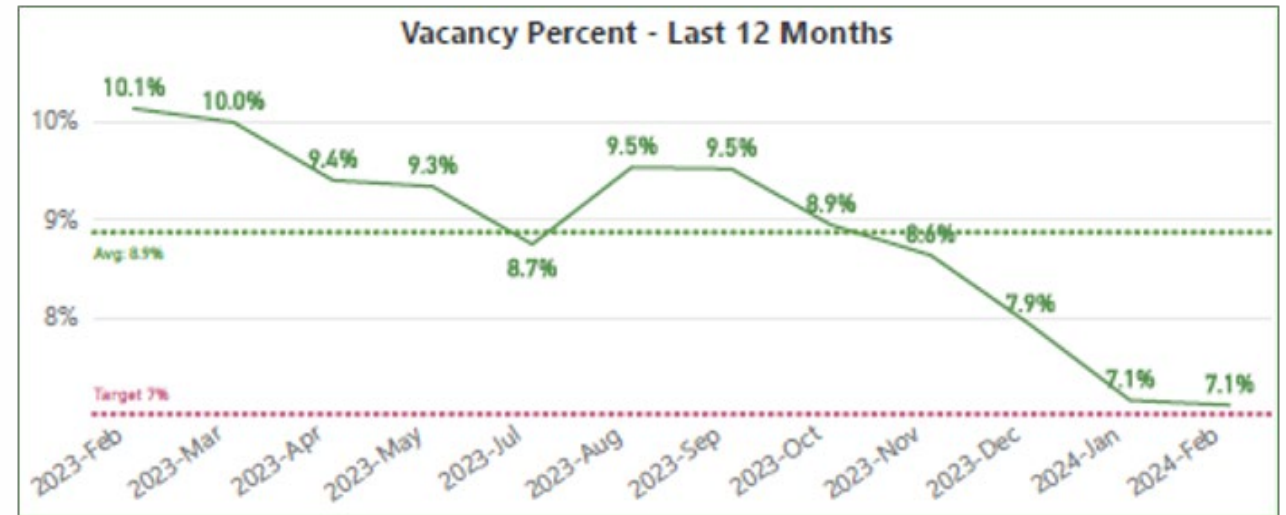
Supportive Housing

Supportive Housing Portfolio

• As of March 19, 2023, HSH has **13,236 supportive housing slots** with **16,685 beds**.

- **69%** are site-based PSH
- **16%** are scattered site PSH
- **13%** are rapid rehousing
- **3%** are housing ladder

• As of February 2024, HSH has a **7.1% vacancy rate** in site-based PSH.



For more information, please visit [HSH's Housing Inventory public dashboard](#).

Program Highlight: Street to Home

- **Street to Home** is one of the strategies HSH has employed to reduce vacancies in supportive housing and move people into housing quicker.
- Street to home was launched in June 2023. To date have placed **54 clients** in permanent housing.
 - Will continue to support up to 8 placements monthly
- On average, **1-2 weeks** to:
 - Outreach an eligible person living on the streets
 - Invite them to view a unit
 - Sign a lease
 - Move-in to a long-term home
- Proactive, **low-barrier** placement model.
 - Reduced documentation burdens



DEPARTMENT OF
HOMELESSNESS AND
SUPPORTIVE HOUSING

Questions?

Thank you.