

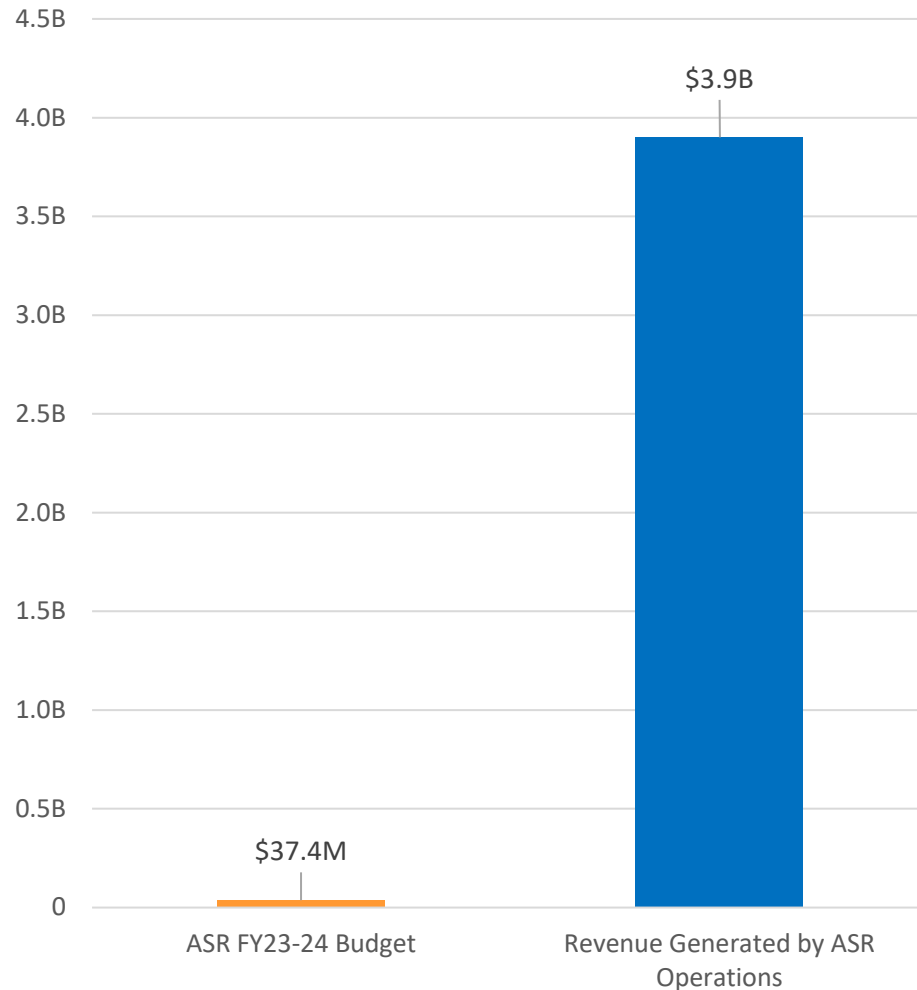


2023-24 & 2024-25 Proposed Budget



Presented to the Budget and Appropriations Committee
Assessor-Recorder Joaquín Torres
June 14, 2023

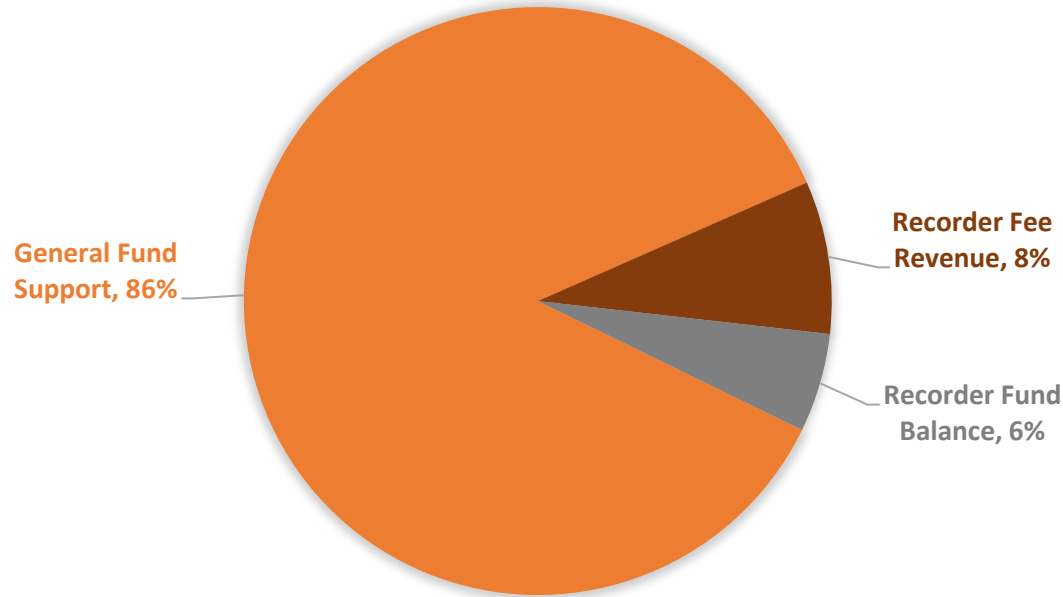
Delivering Value With Our Budget



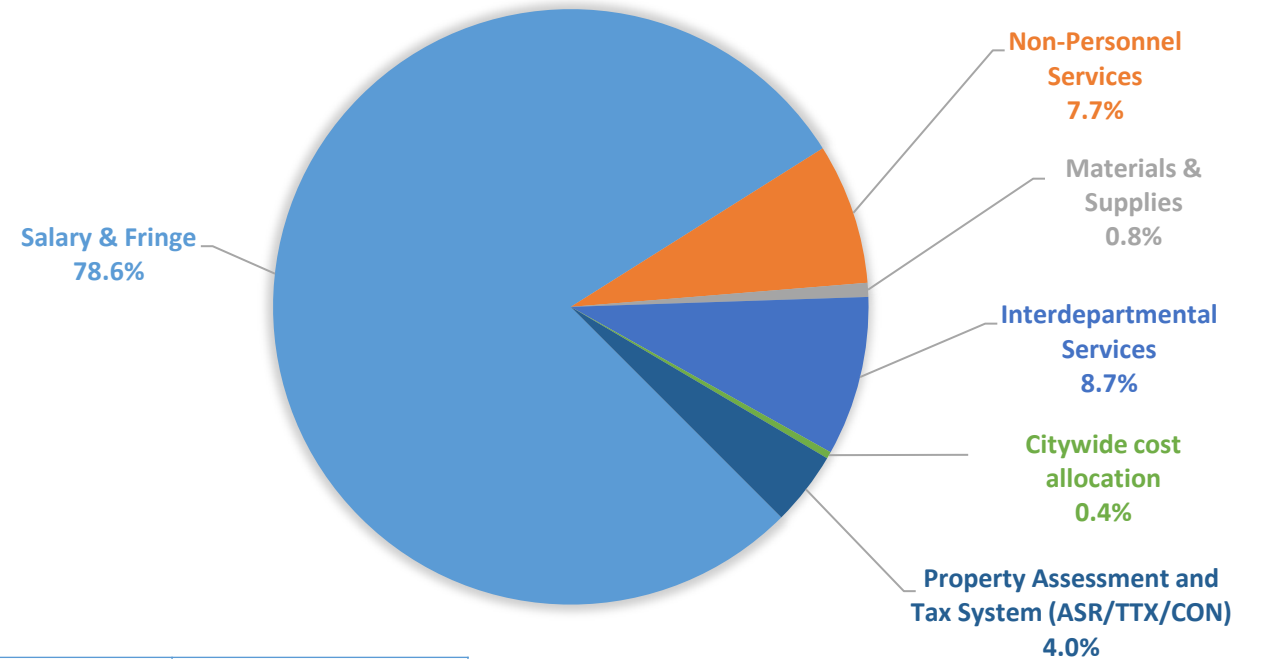
- \$37.4M Total Expenditure Budget
- \$3.9B in revenue of which \$2.5B is available to the General Fund, generated by \$329B assessed roll (after exemptions).

FY 23-24 Sources & Uses

FY 23-24 BUDGET SOURCES



FY 23-24 BUDGET EXPENDITURES



Expenditure Type	FY 23-24 Proposed
Salary & Fringe	\$29.39M
Non-Personnel Services	\$2.86M
Materials & Supplies	\$0.28M
Interdepartmental Services	\$3.24M
Citywide cost allocation	\$0.14M
Property Assessment and Tax System (ASR/TTX/CON)	\$1.5M
Total Budget	\$37.41M

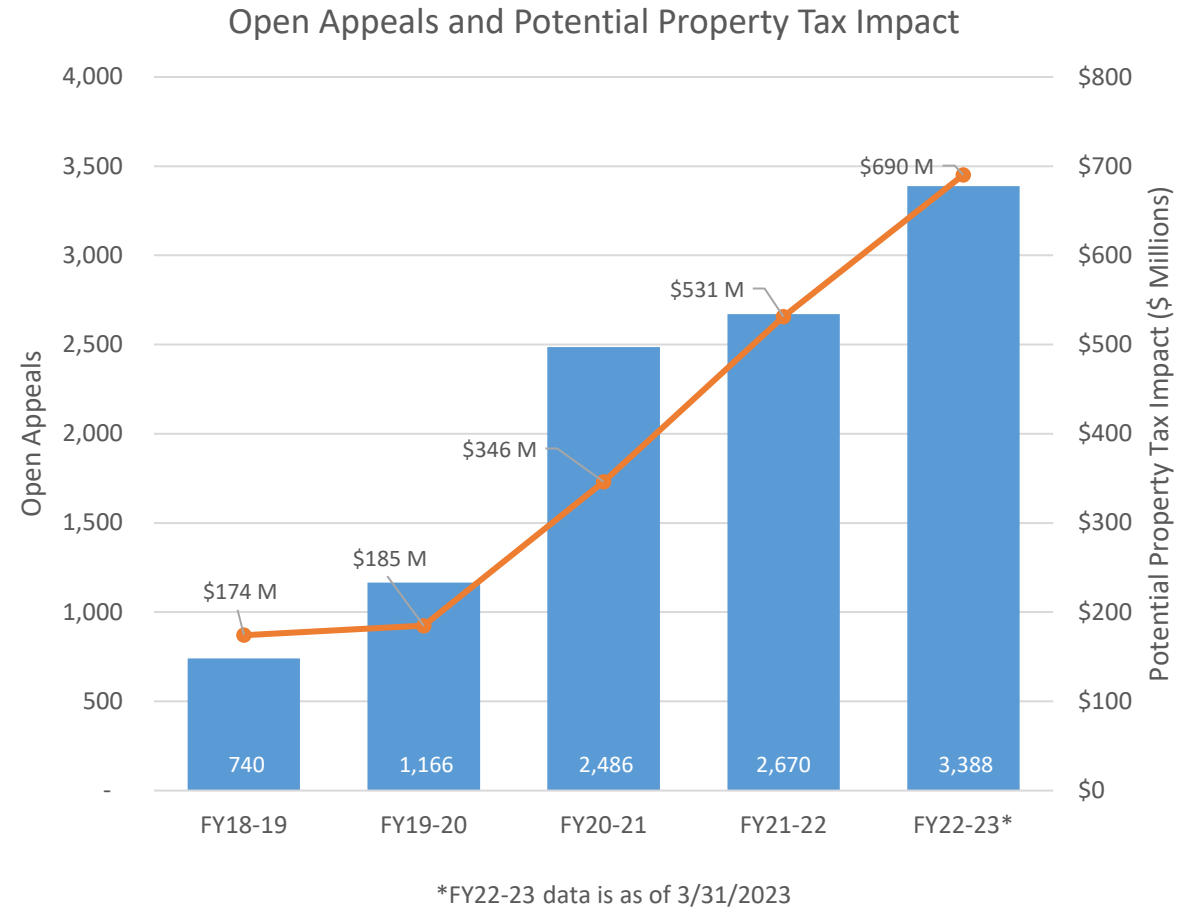
Key Performance Measures

- FY 23 General Fund property tax revenue projected to be \$86.5 million (3.6%) above budget
- \$1.5B Lien date new construction has been added to the roll; estimated to generate revenue of \$18.1M in FY 24
- Real property transfer tax audit program has generated an additional \$75M since inception
- Exceeded the Board of Equalization's number of required business property audits by 17%
- Received an A+ on the Board of Equalization audit of assessment practices



Addressing Challenges: Assessment Appeals

- 121% increase in appeals filed annually from FY 19 to FY 23, 1,253 -> 2,769
- 295% increase in potential property tax impact from FY 19 to FY 23, \$174M -> \$690M
- 355% increase in appeals remaining open at the end of the year from FY 19 to FY 23, 740 -> 3,388



Addressing Challenges: Property Assessment and Tax System Replacement Project

- Five-year project to replace our legacy property assessment system in partnership with the Treasurer/Tax Collector and Controller
- Major Information Technology improvement for San Francisco
- Managing challenging operational environment while implementing a major system replacement
- The project is nearing the final phase before go-live and every day is crucial
- FY 24 Programmatic project budget will ensure successful roll close in the new system next fiscal year

Engagement: Access and Opportunity

- **Community presentations & events:** Property Taxes 101, Family Wealth Forum, Library Pop-Ups, How to Secure a Fair Appraisal, Assessment Basics for First-Time Homeowners, Understanding HOAs, Foreclosure Prevention, Prop 19, Tax Savings.
- **Language Access:** Tripled budget over last 2 years for translation & interpretation services. Customer Check-In Kiosk offered in multiple languages.
- **ASR's Estate Planning Program:** Pilot provided 100 free or low-cost estate plans across the southeast sector of SF & Western Addition. Hosted 12 workshops. 100 additional slots for 2023-2024.
 - 76% of estate plan recipients were very low/low income. 45% API, 17% African American, 19% Latino.

Presence in Community

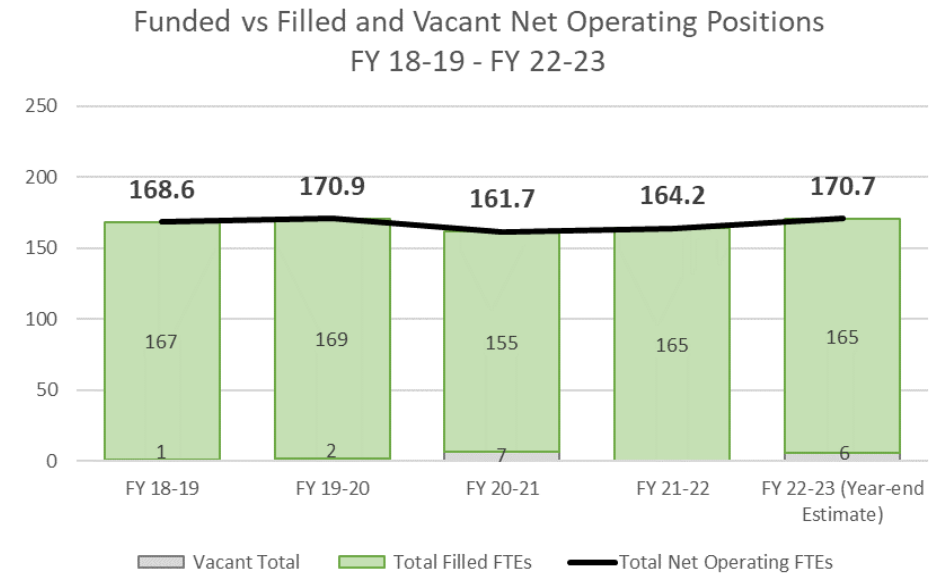


Speaking with Estate Planning Program Clients

Hiring Efficiencies

- 170.71 funded positions and 13 vacancies (8% vacancy rate)
 - 7 of the 13 positions will be filled in two weeks
- 50 positions filled this fiscal year including 17 temporary to permanent transitions
- 6 projected year-end vacancies (3% vacancy rate)

	FY 18-19	FY 19-20	FY 20-21	FY 21-22	FY 22-23 (Year-end Estimate)
Total Operating FTE	189.2	190.7	187.6	187.6	189.3
Attrition Savings	(20.6)	(19.8)	(26.0)	(23.5)	(18.6)
Total Net Operating FTE	168.6	170.9	161.7	164.2	170.7
Total Filled FTE	167.5	169.3	155.0	164.7	164.8
Vacant Total	1.1	1.6	6.7	(0.5)	5.9



Thank you!