

File No. 201199

Committee Item No. 4

Board Item No. _____

COMMITTEE/BOARD OF SUPERVISORS

AGENDA PACKET CONTENTS LIST

Comm: Public Safety & Neighborhood Services

Date: Dec. 10, 2020

Board of Supervisors Meeting:

Date: _____

Cmte Board

- Motion
- Resolution
- Ordinance
- Legislative Digest
- Budget and Legislative Analyst Report
- Youth Commission Report
- Introduction Form
- Department/Agency Cover Letter and/or Report
- MOU
- Grant Information Form
- Grant Budget
- Subcontract Budget
- Contract/Agreement
- Form 126 – Ethics Commission
- Award Letter
- Application
- Public Correspondence

OTHER

- Office of the Chief Medical Examiner Report
- Referral FYI – October 28, 2020
- _____
- _____
- _____

Prepared by: John Carroll

Date: Dec. 4, 2020

Prepared by: John Carroll

Date: _____



OFFICE OF THE CHIEF MEDICAL EXAMINER

London N. Breed, Mayor

VIA EMAIL ONLY

October 9, 2020

Report on Accidental Overdose Deaths - January to August, 2020

Dear Mayor Breed, President Yee and Dr. Colfax,

The enclosed report provides preliminary data of accidental overdose deaths in San Francisco within the first eight months of 2020. We trust this report adheres to the mandate and spirit of providing timely information for drug harm strategies. These results are strictly preliminary as of testing to September 25, 2020, and are subject to change as the OCME finalizes the manner and cause of each death.

Pertinent for accurate use of this report is to understand the source of the data and its subsequent process of summarization. Decedent demographic and case information was obtained from the OCME case management system. Additionally, specific details from investigator narratives, forensic toxicology results and, where available, preliminary autopsy findings, were utilized. Collected demographic information included race, gender, age, fixed address status, zip code of residence, and zip code of death location.

Due to their significance in accidental overdose deaths, the reported drugs of interest were specific to fentanyl, heroin, medicinal opioids, methamphetamine and cocaine. Their detection in blood was captured to best determine their relevance in each respective case. Medicinal opioid positive cases required the presence of morphine, hydromorphone, oxycodone, codeine, hydrocodone, oxycodone, buprenorphine, tramadol, and/or methadone. Heroin determination was more closely evaluated, requiring the presence of specific heroin markers in blood or urine, expected morphine to codeine ratios, and/or case details consistent with heroin use.

Subject to the nature of the preliminary reporting described above, this report is not intended to replace other death statistics within the City that consider finalized death certificates only.

Sincerely,

A handwritten signature in blue ink, appearing to read "Luke N. Rodda".

Luke N. Rodda, Ph.D.
Chief Forensic Toxicologist and Director, Forensic Laboratory Division

cc: Office of the City Administrator
enclosures: January-August 2020 Overdose Reports



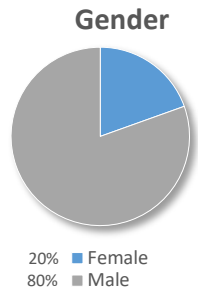
Preliminary Accidental Drug Overdose Data Report
as of September 25, 2020

JAN-AUG 2020

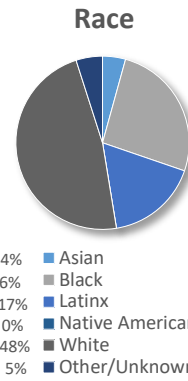
Total Cases Received by OCME (1070)



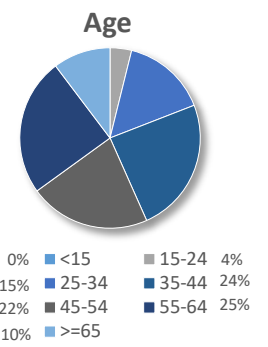
56% Other Causes
26% Acc. Overdoses Open
18% Acc. Overdoses Closed



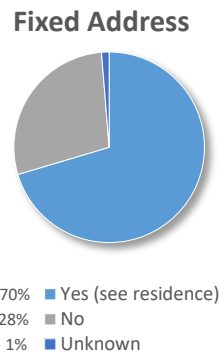
20% Female
80% Male



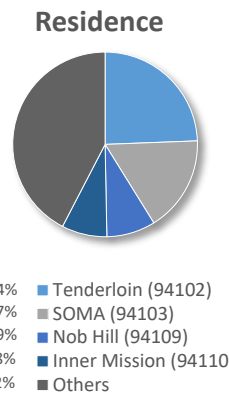
4% Asian
26% Black
17% Latinx
0% Native American
48% White
5% Other/Unknown



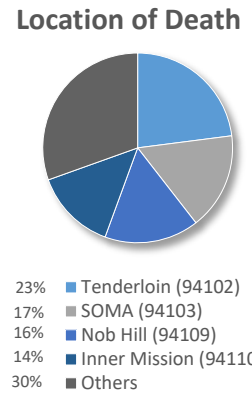
0% <15
15% 15-24
22% 25-34
24% 35-44
10% 45-54
25% 55-64
10% >=65



70% Yes (see residence)
28% No
1% Unknown

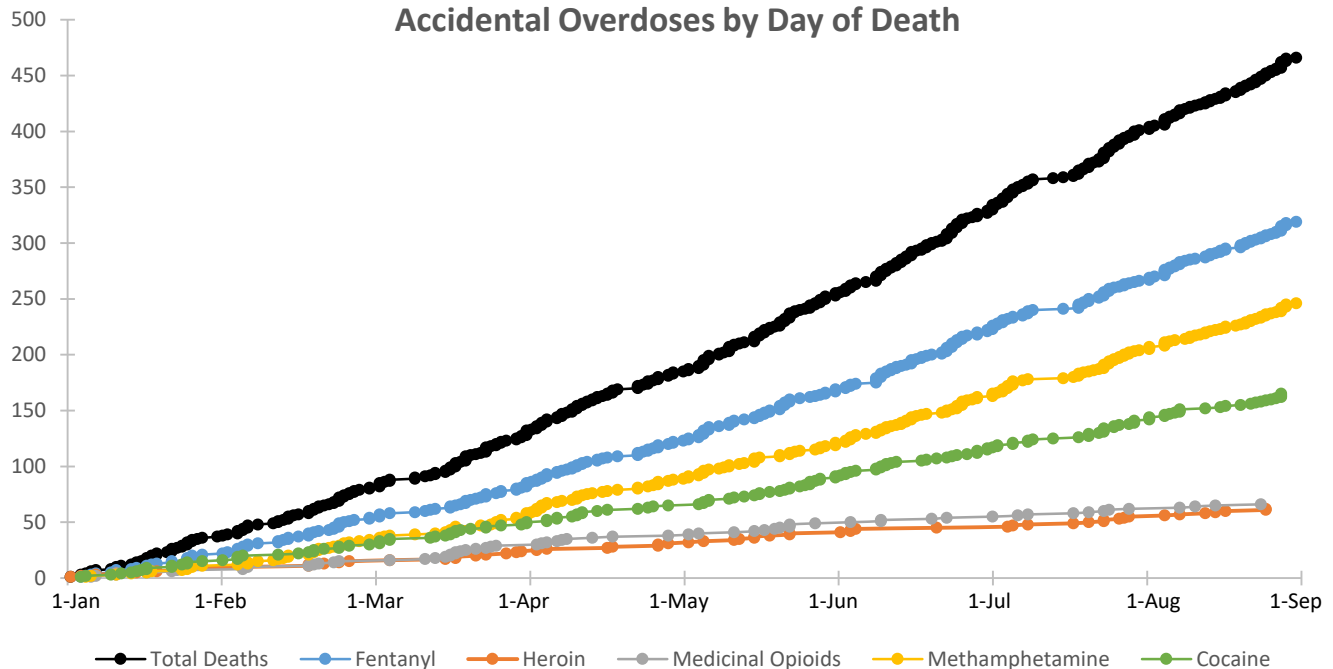


24% Tenderloin (94102)
17% SOMA (94103)
9% Nob Hill (94109)
8% Inner Mission (94110)
42% Others



23% Tenderloin (94102)
17% SOMA (94103)
16% Nob Hill (94109)
14% Inner Mission (94110)
30% Others

Accidental Overdoses by Day of Death



"Acc. Overdoses Open" cases do not have a final cause and manner of death classification; "Acc. Overdoses Closed" cases have a final cause and manner of death classification.
 "No fixed address" denotes community members who may be experiencing homelessness.
 "Residence" denotes address where decedent lived; "Location of Death" denotes the location where death was declared. For "Residence" and "Location of Death", the 4 most affected neighborhoods are represented, the "Others" category refers to all other zip codes within the City and County of San Francisco and any of out county residences.
 "Gender" refers to gender at time of death.
 "Total Deaths" denotes Accidental Overdoses where one or more drugs contribute to the cause of death; however, every point for each drug series is inclusive, but not necessarily exclusive, of that drug. "Total deaths" represents all accidental overdoses including ones for drugs not specified above.



Preliminary Accidental Drug Overdose Data Report
as of September 25, 2020

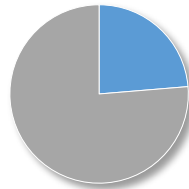
JANUARY 2020

Total Cases Received by OCME (126)



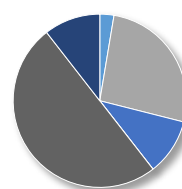
70% Other Causes
0% Acc. Overdoses Open
30% Acc. Overdoses Closed

Gender



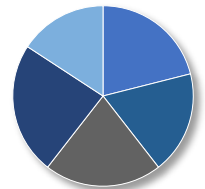
24% Female
76% Male

Race



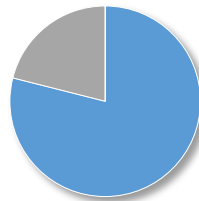
3% Asian
26% Black
11% Latinx
0% Native American
50% White
11% Other/Unknown

Age



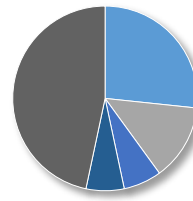
0% <15
0% 15-24
21% 25-34
18% 35-44
21% 45-54
24% 55-64
16% >=65

Fixed Address



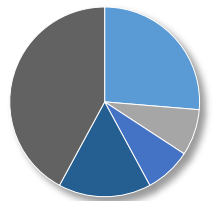
79% Yes (see residence)
21% No
0% Unknown

Residence



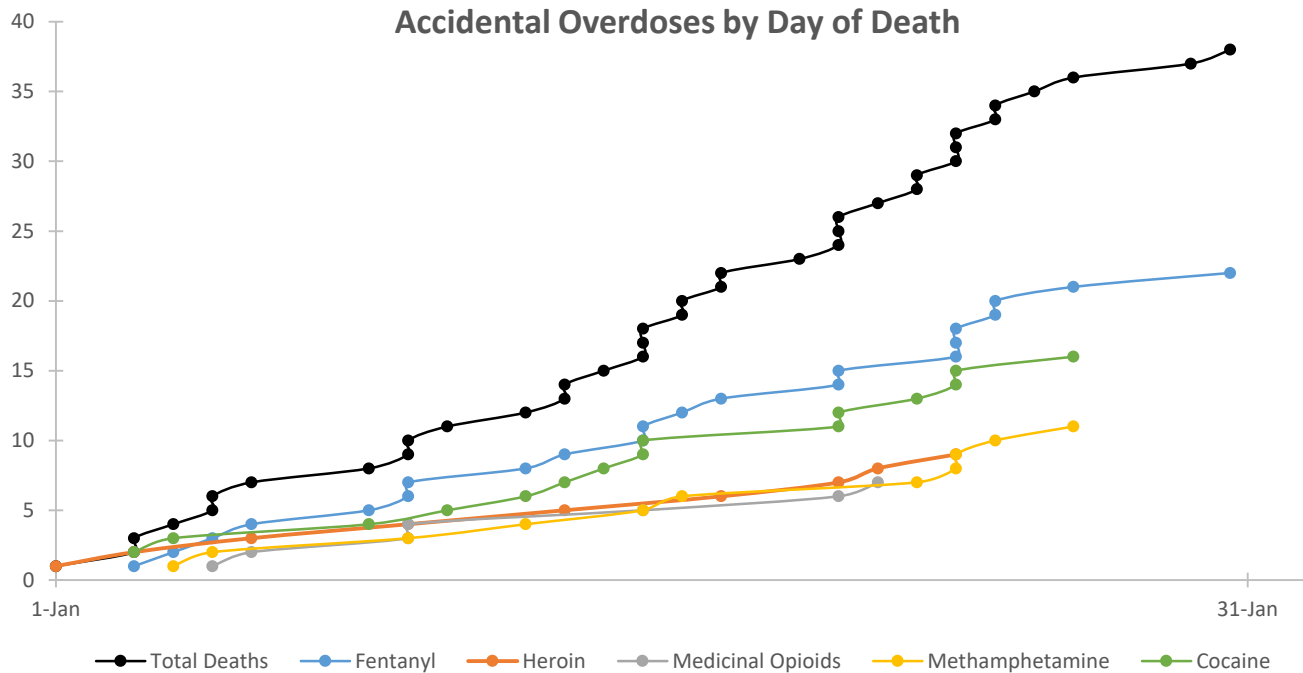
27% Tenderloin (94102)
13% SOMA (94103)
7% Ingelside (94112)
7% North Beach (94133)
47% Others

Location of Death



26% Tenderloin (94102)
8% North Beach (94133)
8% Nob Hill (94109)
16% Inner Mission (94110)
42% Others

Accidental Overdoses by Day of Death



"Acc. Overdoses Open" cases do not have a final cause and manner of death classification; "Acc. Overdoses Closed" cases have a final cause and manner of death classification.
 "No fixed address" denotes community members who may be experiencing homelessness.
 "Residence" denotes address where decedent lived; "Location of Death" denotes the location where death was declared. For "Residence" and "Location of Death", the 4 most affected neighborhoods are represented, the "Others" category refers to all other zip codes within the City and County of San Francisco and any of out county residences.
 "Gender" refers to gender at time of death.
 "Total Deaths" denotes Accidental Overdoses where one or more drugs contribute to the cause of death; however, every point for each drug series is inclusive, but not necessarily exclusive, of that drug. "Total deaths" represents all accidental overdoses including ones for drugs not specified above.

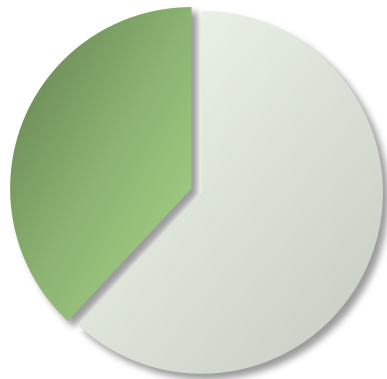
PLEASE NOTE THIS DATA IS PRELIMINARY INFORMATION AND SUSCEPTIBLE TO CHANGE



Preliminary Accidental Drug Overdose Data Report
as of September 25, 2020

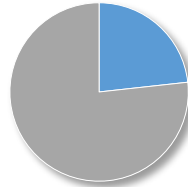
FEBRUARY 2020

Total Cases Received by OCME (113)



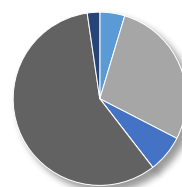
62% Other Causes
0% Acc. Overdoses Open
38% Acc. Overdoses Closed

Gender



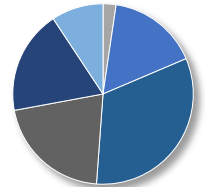
23% Female
77% Male

Race



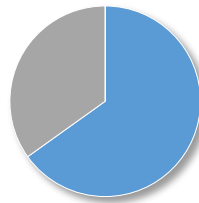
5% Asian
28% Black
7% Latinx
0% Native American
58% White
2% Other/Unknown

Age



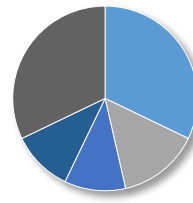
0% <15
2% 15-24
16% 25-34
33% 35-44
21% 45-54
19% 55-64
9% >=65

Fixed Address



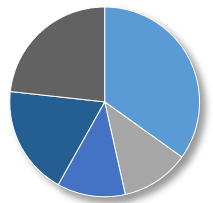
65% Yes (see residence)
35% No
0% Unknown

Residence



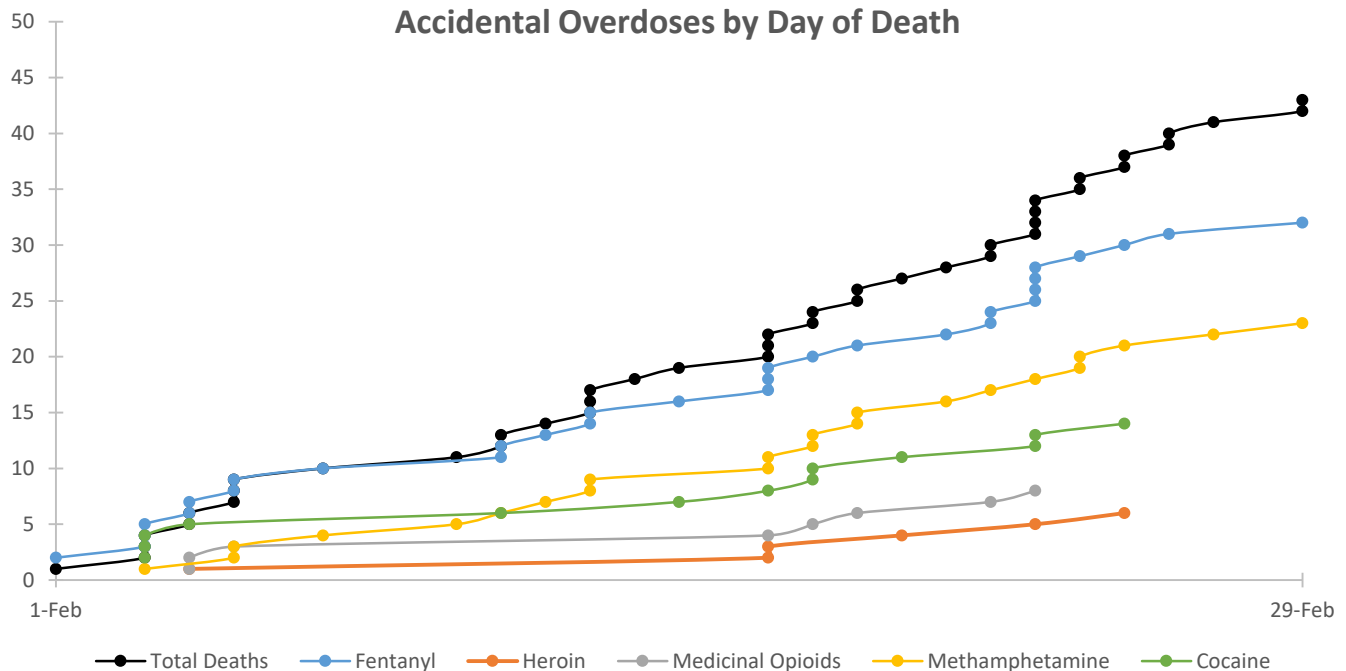
32% Tenderloin (94102)
14% SOMA (94103)
11% Inner Mission (94110)
11% Bayview (94124)
32% Others

Location of Death



35% Tenderloin (94102)
12% SOMA (94103)
12% Nob Hill (94109)
19% Inner Mission (94110)
23% Others

Accidental Overdoses by Day of Death



"Acc. Overdoses Open" cases do not have a final cause and manner of death classification; "Acc. Overdoses Closed" cases have a final cause and manner of death classification.
 "No fixed address" denotes community members who may be experiencing homelessness.
 "Residence" denotes address where decedent lived; "Location of Death" denotes the location where death was declared. For "Residence" and "Location of Death", the 4 most affected neighborhoods are represented, the "Others" category refers to all other zip codes within the City and County of San Francisco and any of out county residences.
 "Gender" refers to gender at time of death.
 "Total Deaths" denotes Accidental Overdoses where one or more drugs contribute to the cause of death; however, every point for each drug series is inclusive, but not necessarily exclusive, of that drug. "Total deaths" represents all accidental overdoses including ones for drugs not specified above.

PLEASE NOTE THIS DATA IS PRELIMINARY INFORMATION AND SUSCEPTIBLE TO CHANGE



Preliminary Accidental Drug Overdose Data Report
as of September 25, 2020

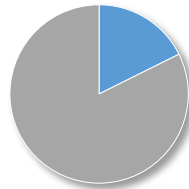
MARCH 2020

Total Cases Received by OCME (138)



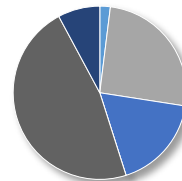
63% Other Causes
0% Acc. Overdoses Open
37% Acc. Overdoses Closed

Gender



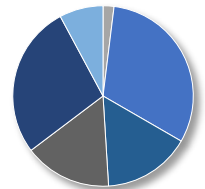
18% Female
82% Male

Race



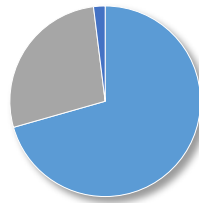
2% Asian
25% Black
18% Latinx
0% Native American
47% White
8% Other/Unknown

Age



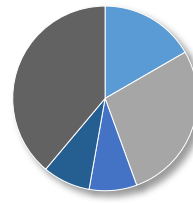
0% <15
2% 15-24
31% 25-34
16% 35-44
16% 45-54
27% 55-64
8% >=65

Fixed Address



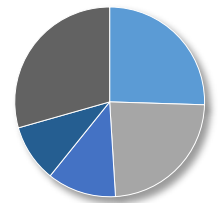
71% Yes (see residence)
27% No
2% Unknown

Residence



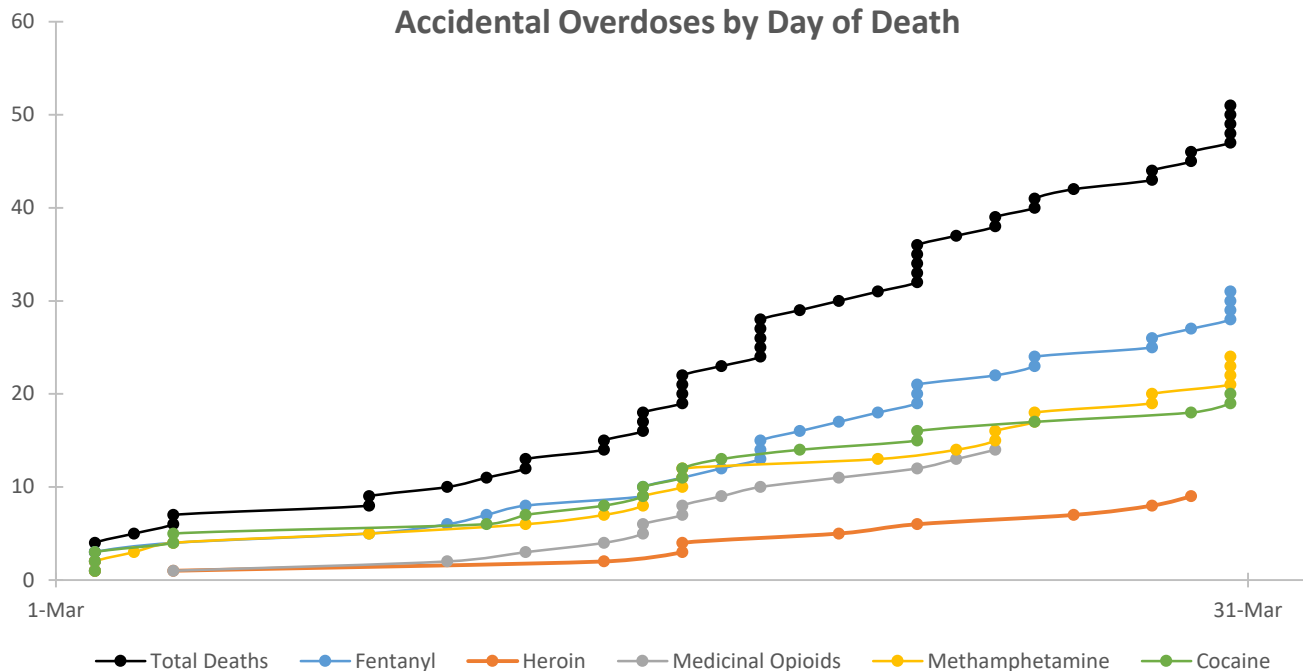
17% Tenderloin (94102)
28% SOMA (94103)
8% Inner Mission (94110)
8% Twin Peaks (94131)
39% Others

Location of Death



25% Tenderloin (94102)
24% SOMA (94103)
12% Nob Hill (94109)
10% Inner Mission (94110)
29% Others

Accidental Overdoses by Day of Death



"Acc. Overdoses Open" cases do not have a final cause and manner of death classification; "Acc. Overdoses Closed" cases have a final cause and manner of death classification.
 "No fixed address" denotes community members who may be experiencing homelessness.
 "Residence" denotes address where decedent lived; "Location of Death" denotes the location where death was declared. For "Residence" and "Location of Death", the 4 most affected neighborhoods are represented, the "Others" category refers to all other zip codes within the City and County of San Francisco and any of out county residences.
 "Gender" refers to gender at time of death.
 "Total Deaths" denotes Accidental Overdoses where one or more drugs contribute to the cause of death; however, every point for each drug series is inclusive, but not necessarily exclusive, of that drug. "Total deaths" represents all accidental overdoses including ones for drugs not specified above.



Preliminary Accidental Drug Overdose Data Report
as of September 25, 2020

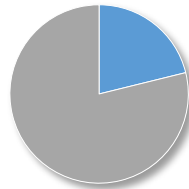
APRIL 2020

Total Cases Received by OCME (123)



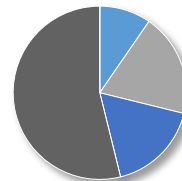
58% Other Causes
12% Acc. Overdoses Open
30% Acc. Overdoses Closed

Gender



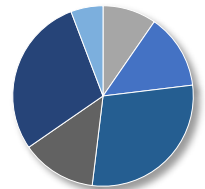
21% Female
79% Male

Race



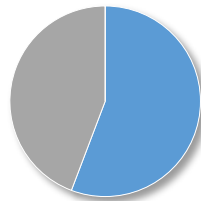
10% Asian
19% Black
17% Latinx
0% Native American
54% White
0% Other/Unknown

Age



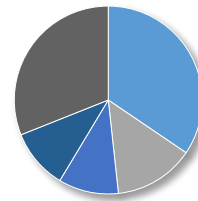
0% <15
10% 15-24
13% 25-34
29% 35-44
13% 45-54
29% 55-64
6% >=65

Fixed Address



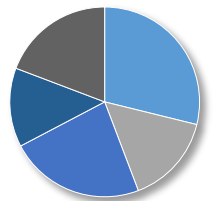
56% Yes (see residence)
44% No
0% Unknown

Residence



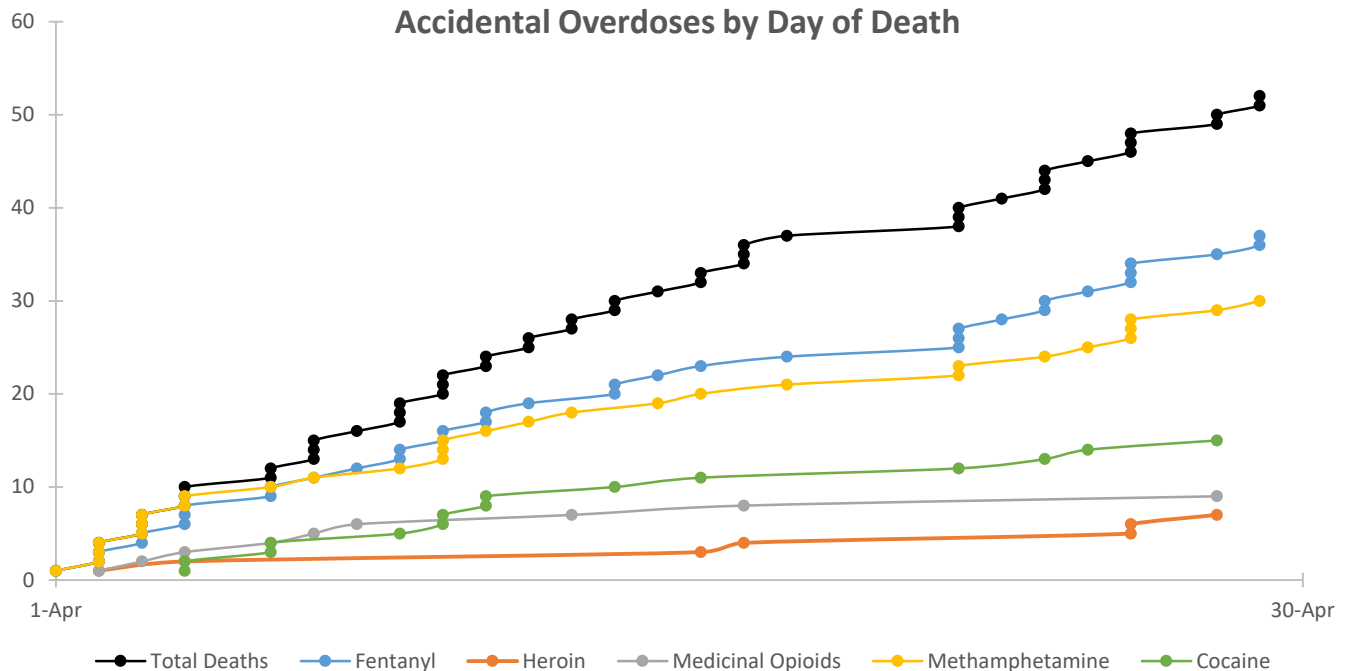
34% Tenderloin (94102)
14% Nob Hill (94109)
10% Haight-Ashbury (94117)
10% Inner Mission (94110)
31% Others

Location of Death



29% Tenderloin (94102)
15% SOMA (94103)
23% Nob Hill (94109)
13% Inner Mission (94110)
19% Others

Accidental Overdoses by Day of Death



"Acc. Overdoses Open" cases do not have a final cause and manner of death classification; "Acc. Overdoses Closed" cases have a final cause and manner of death classification.
 "No fixed address" denotes community members who may be experiencing homelessness.
 "Residence" denotes address where decedent lived; "Location of Death" denotes the location where death was declared. For "Residence" and "Location of Death", the 4 most affected neighborhoods are represented, the "Others" category refers to all other zip codes within the City and County of San Francisco and any of out county residences.
 "Gender" refers to gender at time of death.
 "Total Deaths" denotes Accidental Overdoses where one or more drugs contribute to the cause of death; however, every point for each drug series is inclusive, but not necessarily exclusive, of that drug. "Total deaths" represents all accidental overdoses including ones for drugs not specified above.



Preliminary Accidental Drug Overdose Data Report
as of September 25, 2020

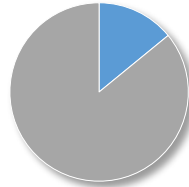
MAY 2020

Total Cases Received by OCME (143)



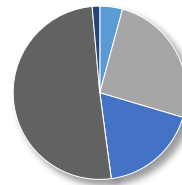
50% Other Causes
39% Acc. Overdoses Open
10% Acc. Overdoses Closed

Gender



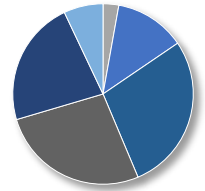
14% Female
86% Male

Race



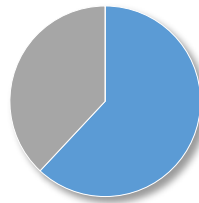
4% Asian
25% Black
18% Latinx
0% Native American
51% White
1% Other/Unknown

Age



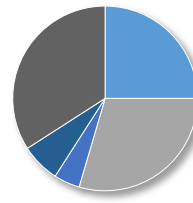
0% <15
3% 15-24
13% 25-34
28% 35-44
27% 45-54
7% >=65

Fixed Address



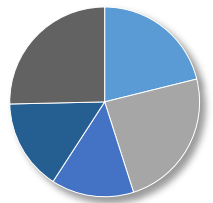
62% Yes (see residence)
38% No
0% Unknown

Residence



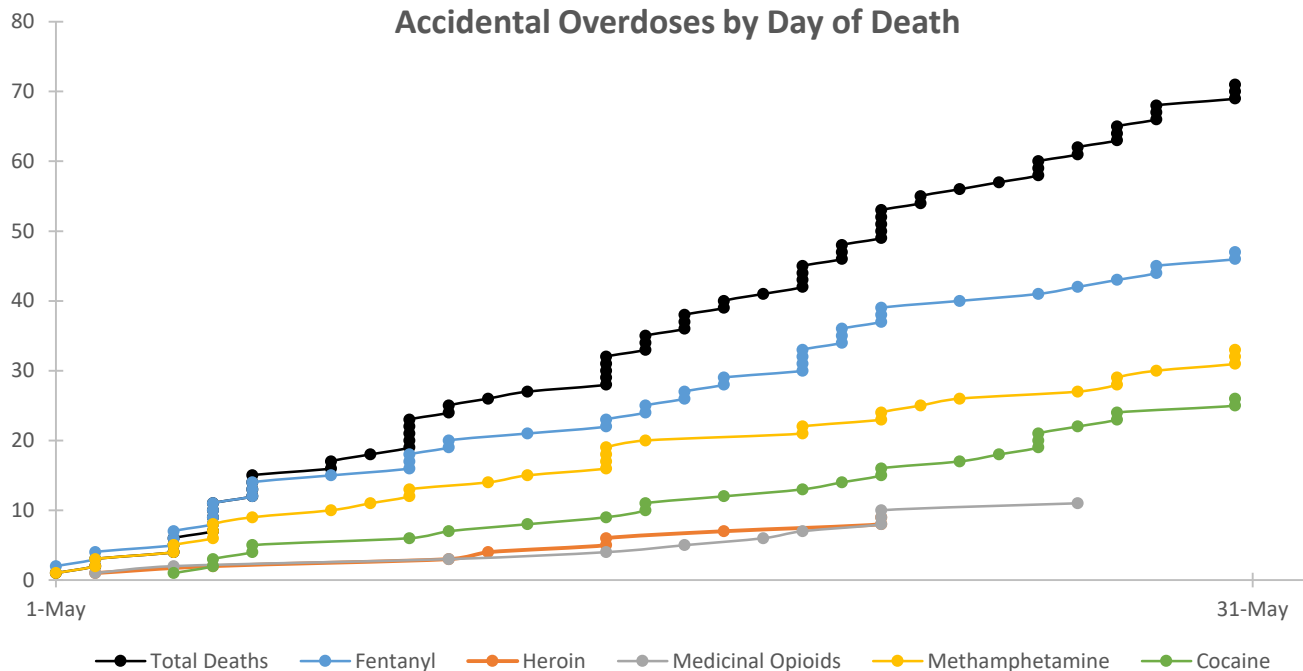
25% Tenderloin (94102)
30% SOMA (94103)
5% Inner Mission (94110)
7% Lake Merced (94132)
34% Others

Location of Death



21% Tenderloin (94102)
24% SOMA (94103)
14% Nob Hill (94109)
15% Inner Mission (94110)
25% Others

Accidental Overdoses by Day of Death



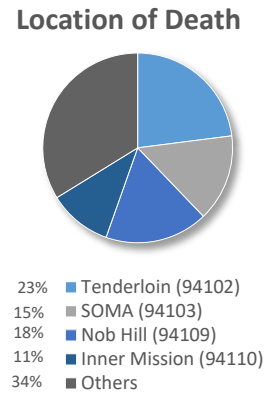
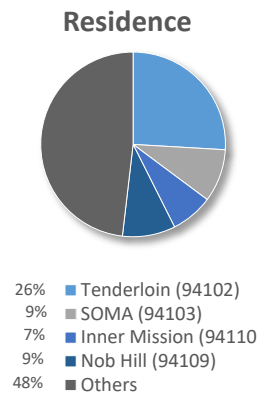
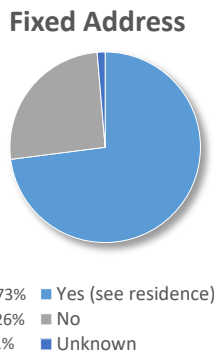
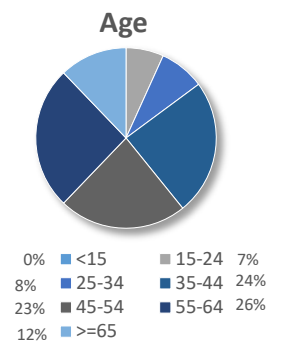
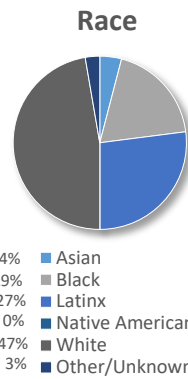
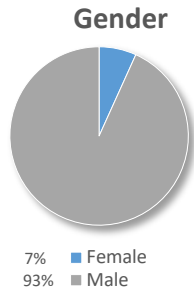
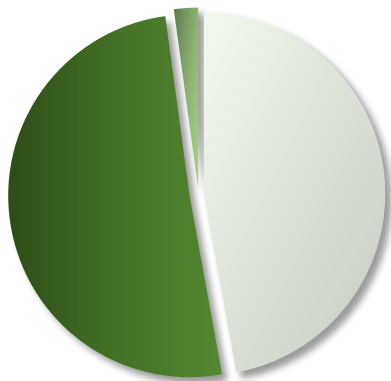
"Acc. Overdoses Open" cases do not have a final cause and manner of death classification; "Acc. Overdoses Closed" cases have a final cause and manner of death classification.
 "No fixed address" denotes community members who may be experiencing homelessness.
 "Residence" denotes address where decedent lived; "Location of Death" denotes the location where death was declared. For "Residence" and "Location of Death", the 4 most affected neighborhoods are represented, the "Others" category refers to all other zip codes within the City and County of San Francisco and any of out county residences.
 "Gender" refers to gender at time of death.
 "Total Deaths" denotes Accidental Overdoses where one or more drugs contribute to the cause of death; however, every point for each drug series is inclusive, but not necessarily exclusive, of that drug. "Total deaths" represents all accidental overdoses including ones for drugs not specified above.



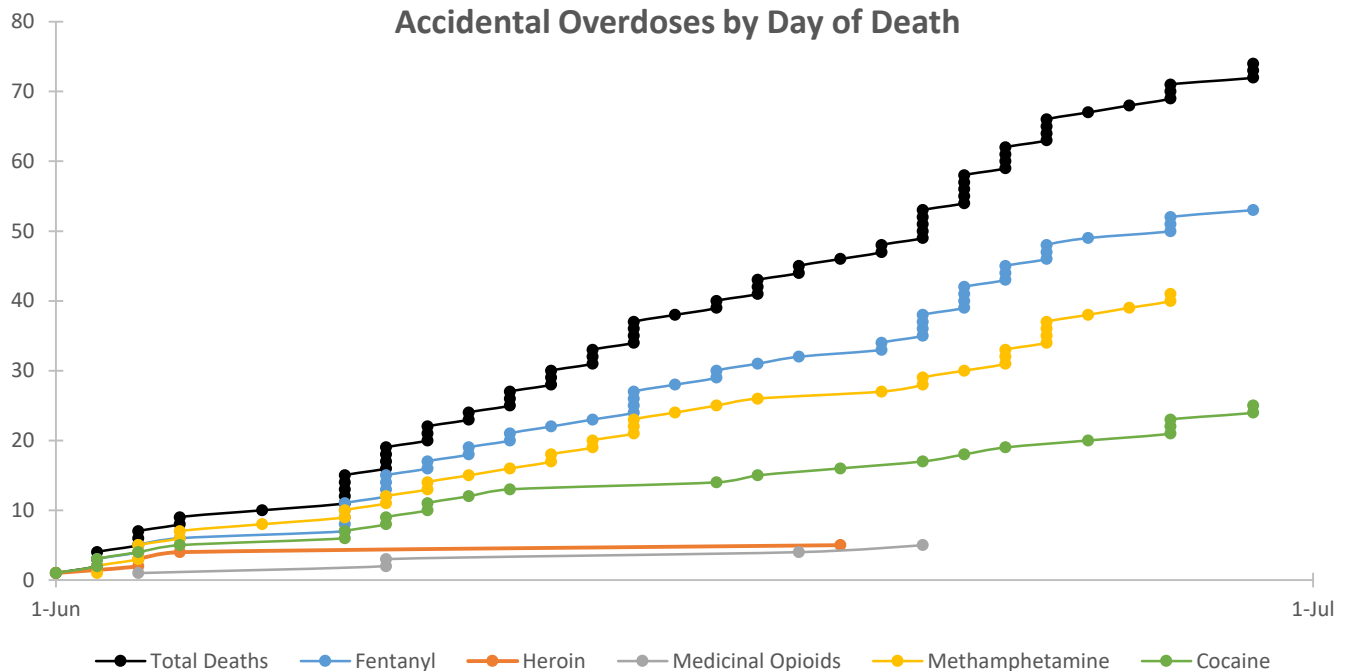
Preliminary Accidental Drug Overdose Data Report
as of September 25, 2020

JUNE 2020

Total Cases Received by OCME (140)



Accidental Overdoses by Day of Death



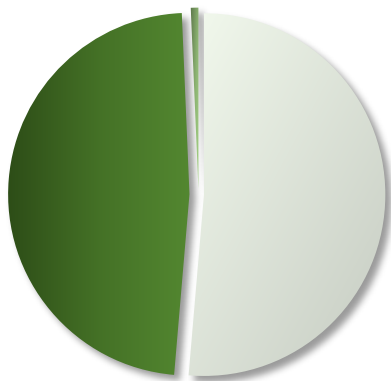
"Acc. Overdoses Open" cases do not have a final cause and manner of death classification; "Acc. Overdoses Closed" cases have a final cause and manner of death classification.
 "No fixed address" denotes community members who may be experiencing homelessness.
 "Residence" denotes address where decedent lived; "Location of Death" denotes the location where death was declared. For "Residence" and "Location of Death", the 4 most affected neighborhoods are represented, the "Others" category refers to all other zip codes within the City and County of San Francisco and any of out county residences.
 "Gender" refers to gender at time of death.
 "Total Deaths" denotes Accidental Overdoses where one or more drugs contribute to the cause of death; however, every point for each drug series is inclusive, but not necessarily exclusive, of that drug. "Total deaths" represents all accidental overdoses including ones for drugs not specified above.



Preliminary Accidental Drug Overdose Data Report
as of September 25, 2020

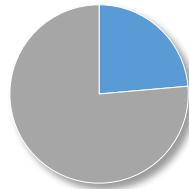
JULY 2020

Total Cases Received by OCME (148)



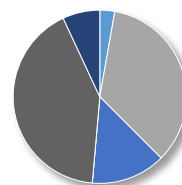
51% Other Causes
48% Acc. Overdoses Open
1% Acc. Overdoses Closed

Gender



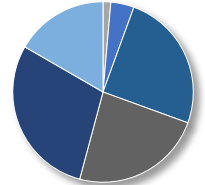
24% Female
76% Male

Race



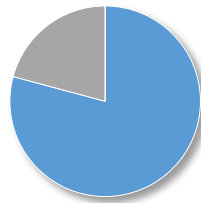
3% Asian
35% Black
14% Latinx
0% Native American
42% White
7% Other/Unknown

Age



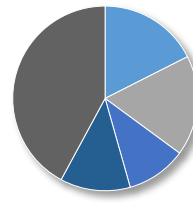
0% <15
4% 15-24
24% 25-34
17% >=65
1% 15-24
25% 35-44
29% 55-64

Fixed Address



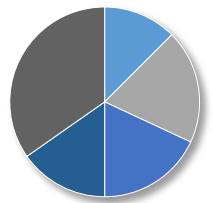
79% Yes (see residence)
21% No
0% Unknown

Residence



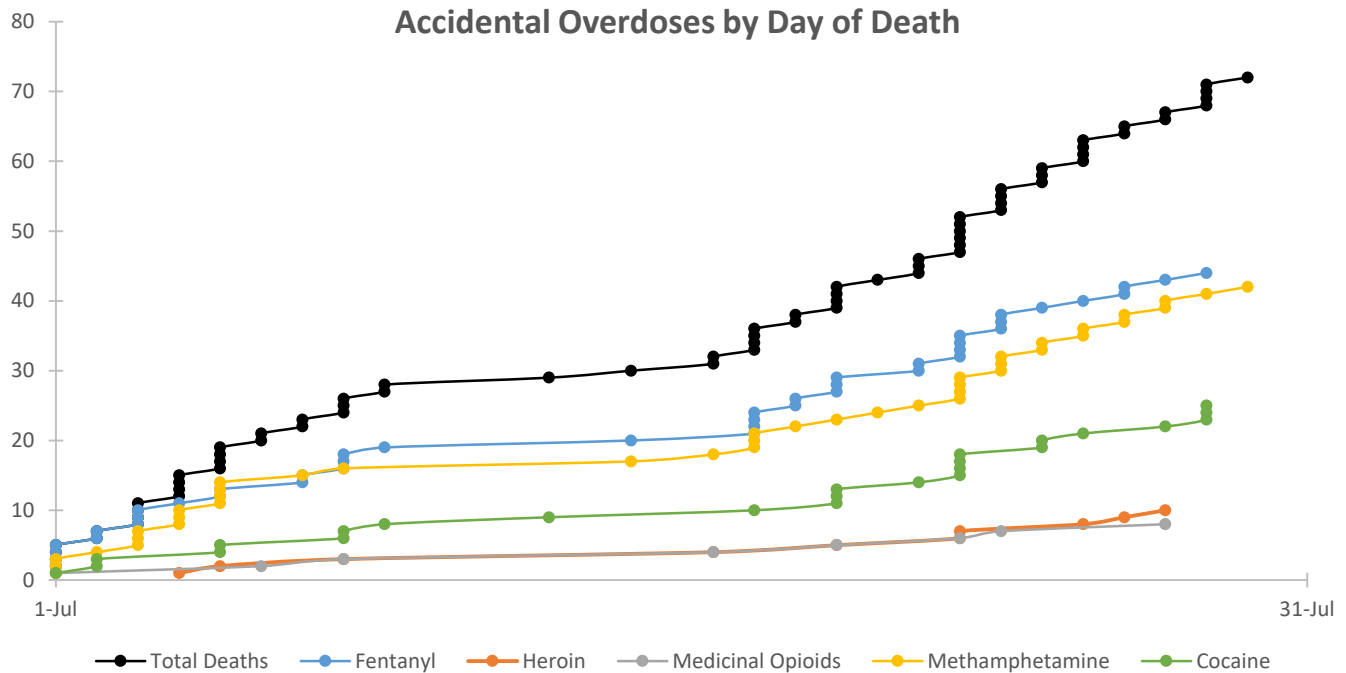
18% Tenderloin (94102)
18% SOMA (94103)
11% Inner Mission (94110)
12% Nob Hill (94109)
42% Others

Location of Death



13% Tenderloin (94102)
19% SOMA (94103)
18% Nob Hill (94109)
15% Inner Mission (94110)
35% Others

Accidental Overdoses by Day of Death



"Acc. Overdoses Open" cases do not have a final cause and manner of death classification; "Acc. Overdoses Closed" cases have a final cause and manner of death classification.
 "No fixed address" denotes community members who may be experiencing homelessness.
 "Residence" denotes address where decedent lived; "Location of Death" denotes the location where death was declared. For "Residence" and "Location of Death", the 4 most affected neighborhoods are represented, the "Others" category refers to all other zip codes within the City and County of San Francisco and any of out county residences.
 "Gender" refers to gender at time of death.
 "Total Deaths" denotes Accidental Overdoses where one or more drugs contribute to the cause of death; however, every point for each drug series is inclusive, but not necessarily exclusive, of that drug. "Total deaths" represents all accidental overdoses including ones for drugs not specified above.



Preliminary Accidental Drug Overdose Data Report
as of September 25, 2020

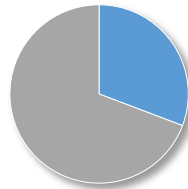
AUGUST 2020

Total Cases Received by OCME (139)



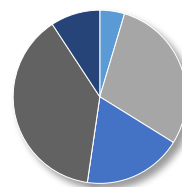
53% Other Causes
47% Acc. Overdoses Open
0% Acc. Overdoses Closed

Gender



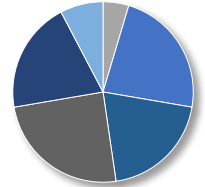
31% Female
69% Male

Race



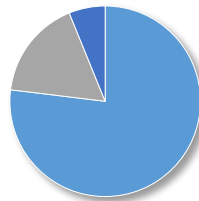
5% Asian
29% Black
18% Latinx
0% Native American
38% White
9% Other/Unknown

Age



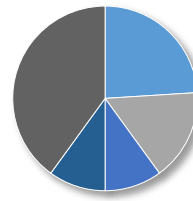
0% <15
23% 25-34
25% 45-54
8% >=65
15-24 5%
35-44 20%
55-64 20%

Fixed Address



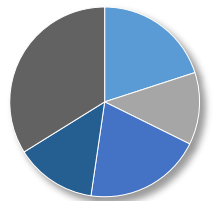
77% Yes (see residence)
17% No
6% Unknown

Residence



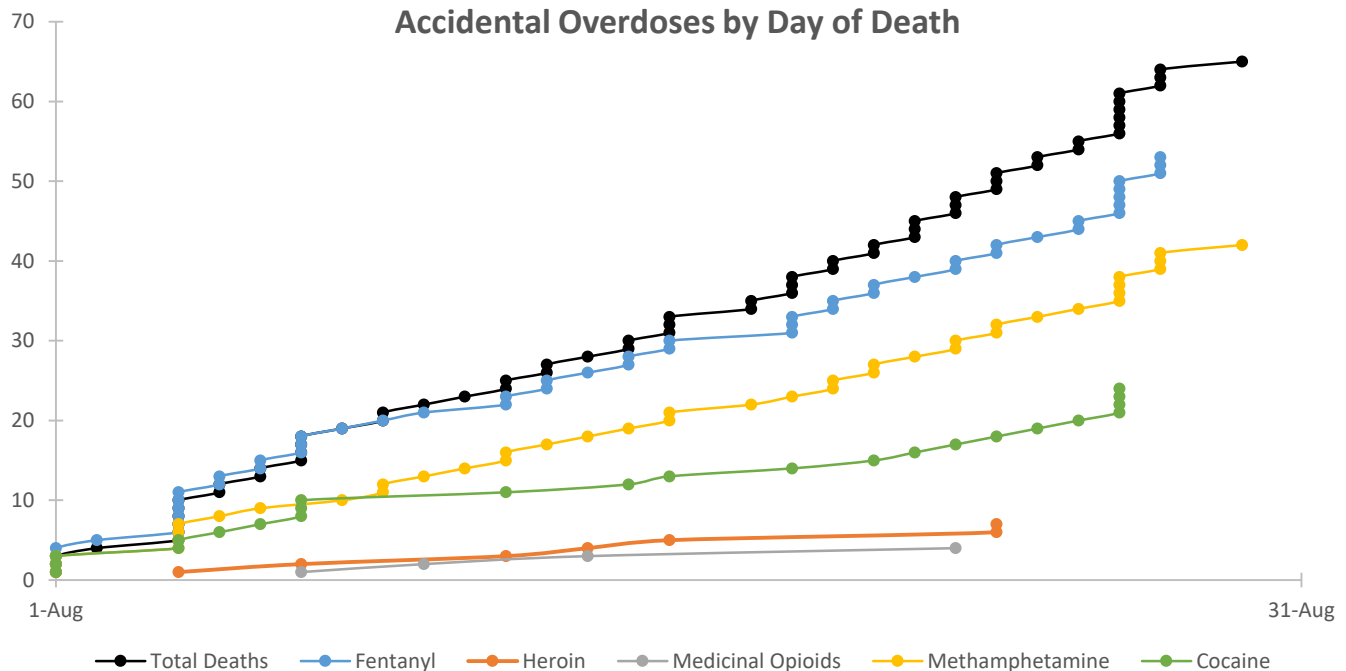
24% Tenderloin (94102)
16% SOMA (94103)
10% Inner Mission (94110)
10% Nob Hill (94109)
40% Others

Location of Death



20% Tenderloin (94102)
12% SOMA (94103)
20% Nob Hill (94109)
14% Inner Mission (94110)
34% Others

Accidental Overdoses by Day of Death



"Acc. Overdoses Open" cases do not have a final cause and manner of death classification; "Acc. Overdoses Closed" cases have a final cause and manner of death classification.
 "No fixed address" denotes community members who may be experiencing homelessness.
 "Residence" denotes address where decedent lived; "Location of Death" denotes the location where death was declared. For "Residence" and "Location of Death", the 4 most affected neighborhoods are represented, the "Others" category refers to all other zip codes within the City and County of San Francisco and any of out county residences.
 "Gender" refers to gender at time of death.
 "Total Deaths" denotes Accidental Overdoses where one or more drugs contribute to the cause of death; however, every point for each drug series is inclusive, but not necessarily exclusive, of that drug. "Total deaths" represents all accidental overdoses including ones for drugs not specified above.

BOARD of SUPERVISORS



City Hall
1 Dr. Carlton B. Goodlett Place, Room 244
San Francisco 94102-4689
Tel. No. 554-5184
Fax No. 554-5163
TDD/TTY No. 554-5227

MEMORANDUM

TO: Dr. Amy Hart, Acting Chief Medical Examiner
Dr. Grant Colfax, Director, Department of Public Health
Abigail Stewart-Kahn, Interim Director, Department of Homelessness and Supportive Housing

FROM: John Carroll, Assistant Clerk,
Public Safety and Neighborhood Services Committee

DATE: October 28, 2020

SUBJECT: HEARING MATTER INTRODUCED

The San Francisco Board of Supervisors' Public Safety and Neighborhood Services Committee has received the following hearing request, introduced by Supervisor Haney on October 20, 2020:

File No. 201199

Hearing on the findings and data from the Overdose Death Report from January through August 2020 and on the progress and findings of the Overdose Prevention Program for Single Room Occupancy hotels; and requesting the Office the Chief Medical Examiner, Department of Public Health, and Department of Homelessness and Supportive Housing to report.

If you have any comments or reports to be included with the file, please forward them to me at the Board of Supervisors, City Hall, Room 244, 1 Dr. Carlton B. Goodlett Place, San Francisco, CA 94102.

C:

- Office of Chair Mandelman
- Office of Supervisor Haney
- Dr. Ellen Moffat, Office of the Chief Medical Examiner
- Ken Bukowski, Office of the Chief Medical Examiner
- Dr. Naveena Bobba, Department of Public Health
- Greg Wagner, Department of Public Health
- Sneha Patil, Department of Public Health
- Dylan Schneider, Department of Homelessness and Supportive Housing
- Emily Cohen, Department of Homelessness and Supportive Housing

Introduction Form

By a Member of the Board of Supervisors or Mayor

Time stamp
or meeting date

I hereby submit the following item for introduction (select only one):

- 1. For reference to Committee. (An Ordinance, Resolution, Motion or Charter Amendment).
- 2. Request for next printed agenda Without Reference to Committee.
- 3. Request for hearing on a subject matter at Committee.
- 4. Request for letter beginning : "Supervisor inquiries"
- 5. City Attorney Request.
- 6. Call File No. from Committee.
- 7. Budget Analyst request (attached written motion).
- 8. Substitute Legislation File No.
- 9. Reactivate File No.
- 10. Topic submitted for Mayoral Appearance before the BOS on

Please check the appropriate boxes. The proposed legislation should be forwarded to the following:

- Small Business Commission
- Youth Commission
- Ethics Commission
- Planning Commission
- Building Inspection Commission

Note: For the Imperative Agenda (a resolution not on the printed agenda), use the Imperative Form.

Sponsor(s):

Haney

Subject:

Hearing--Overdose Death Reporting and Update on Overdose Prevention Program at Single Room Occupancy (SRO) hotels

The text is listed:

Hearing requesting:

Office of the Chief Medical Examiner's Office to report on their findings and data from the Overdose Death Report from January-August 2020;

Department of Public Health and Department of Homelessness and Supportive Housing to present on their progress and findings from their Overdose Prevention Program for Single Room Occupancy (SRO) hotels

Signature of Sponsoring Supervisor: MATT HANEY