

San Francisco's HIV/AIDS Care & Prevention System

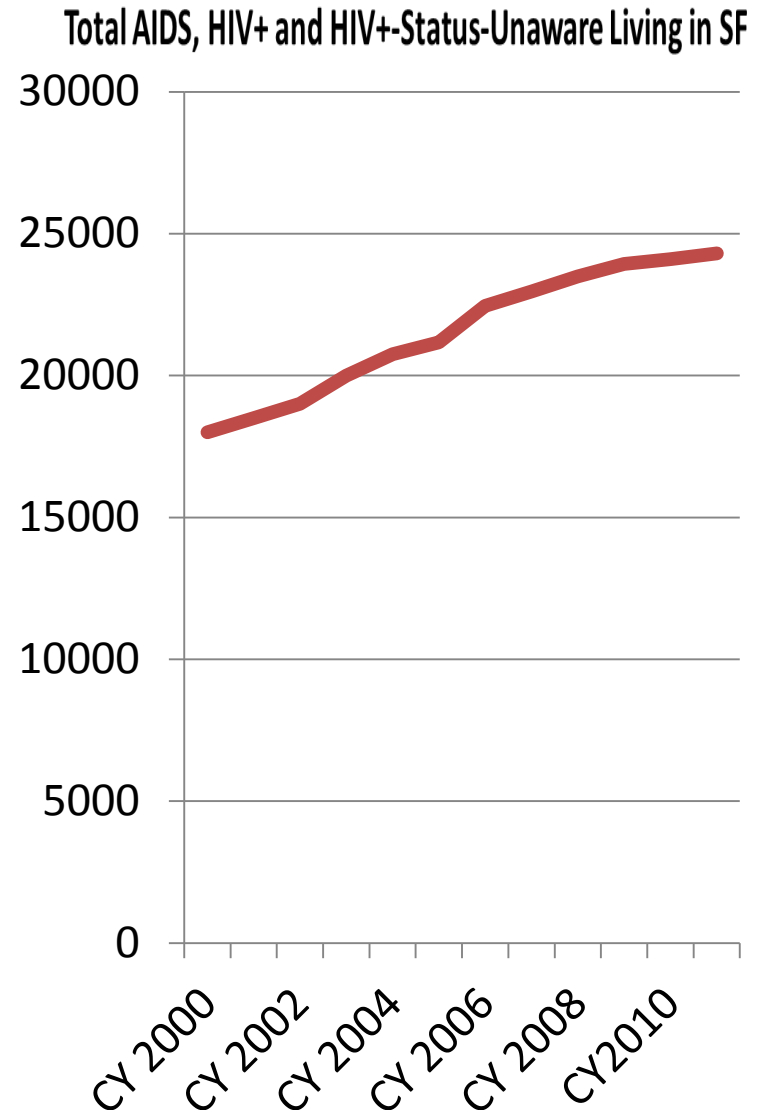
Program Overview & Funding Shortfall for FY 2014-15

A presentation to members of the Board of Supervisors
by the HIV/AIDS Providers Network (HAPN),

May 7, 2014

Current Context

- **15-16,000 residents are knowingly living with HIV, ~6,000 don't know they are HIV positive**
- **1 in every 36 residents of our City is currently living with HIV, including 1 out of 3 gay men.**
- **Over the past 13 years the number of people living with HIV/AIDS in SF increased by 45%**
- **Our City has lost \$24M+ in federal funding over these same 13 years.**



Current Context

- The Department of Public Health's HIV Health Services provides care to about **7,000** people living with HIV/AIDS each year.
- Of those, about **6,000** people received services funded in part by the Federal Ryan White dollars.
- **Nearly three times** the percentage of African Americans are infected with HIV compared to their proportion of our population.
- Homeless people are **four times** more likely to be HIV positive.
- Persons **aged 50+** comprise more than half of people living with HIV.

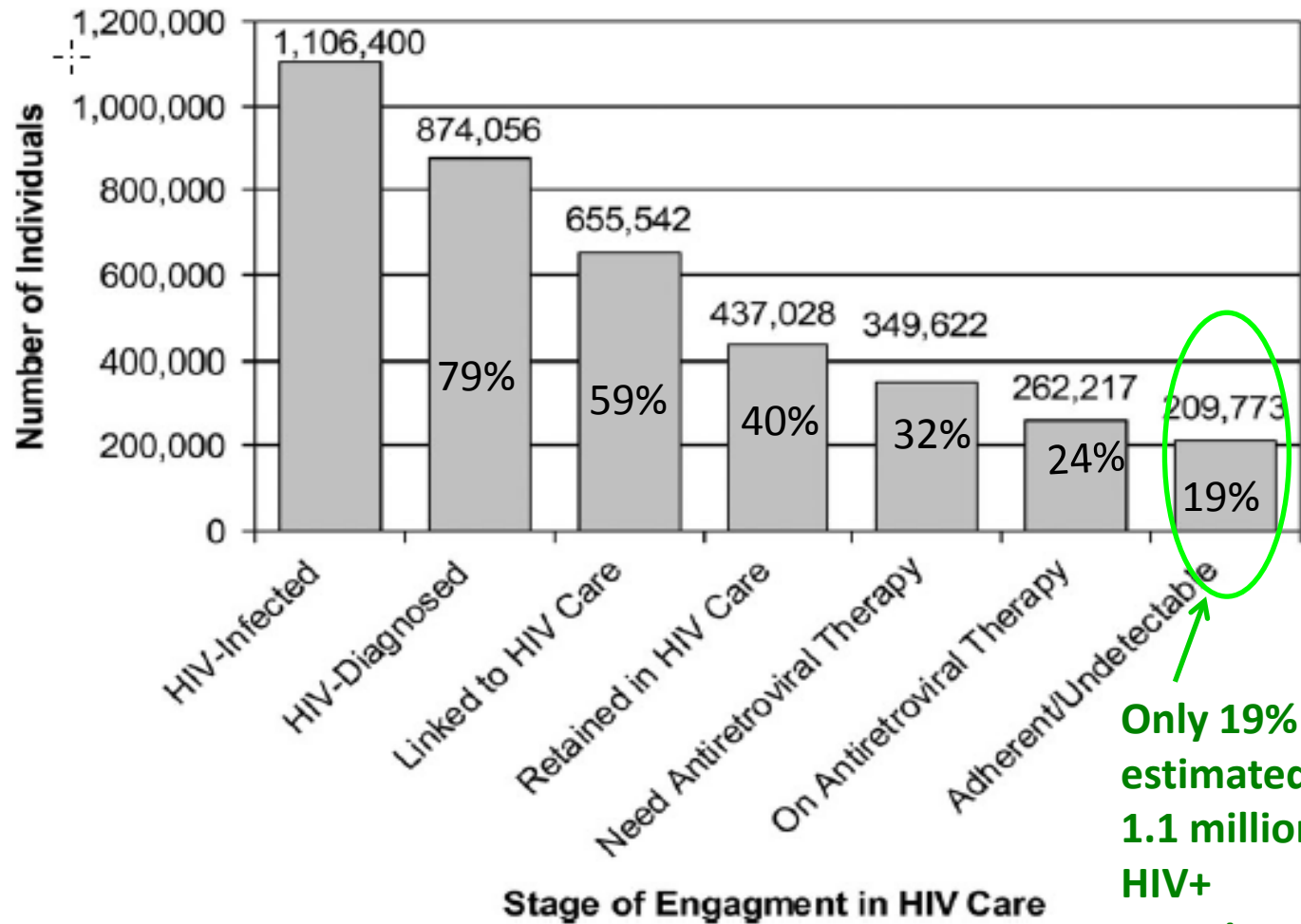
Our Model Works:

Cost-effective, Patient-Centered Care

- Centers of Excellence for most vulnerable populations (Women, African-Americans, Transgender, Spanish-speakers)
- Culturally competent services target specific communities (21% of clients in HIV Health Service's care are African-American)
- Community-based agencies operate with a much lower cost structure than DPH
- Entire system designed to keep people OUT of emergency rooms and more expensive services!

National Spectrum of Engagement in HIV care

The Gardner Cascade

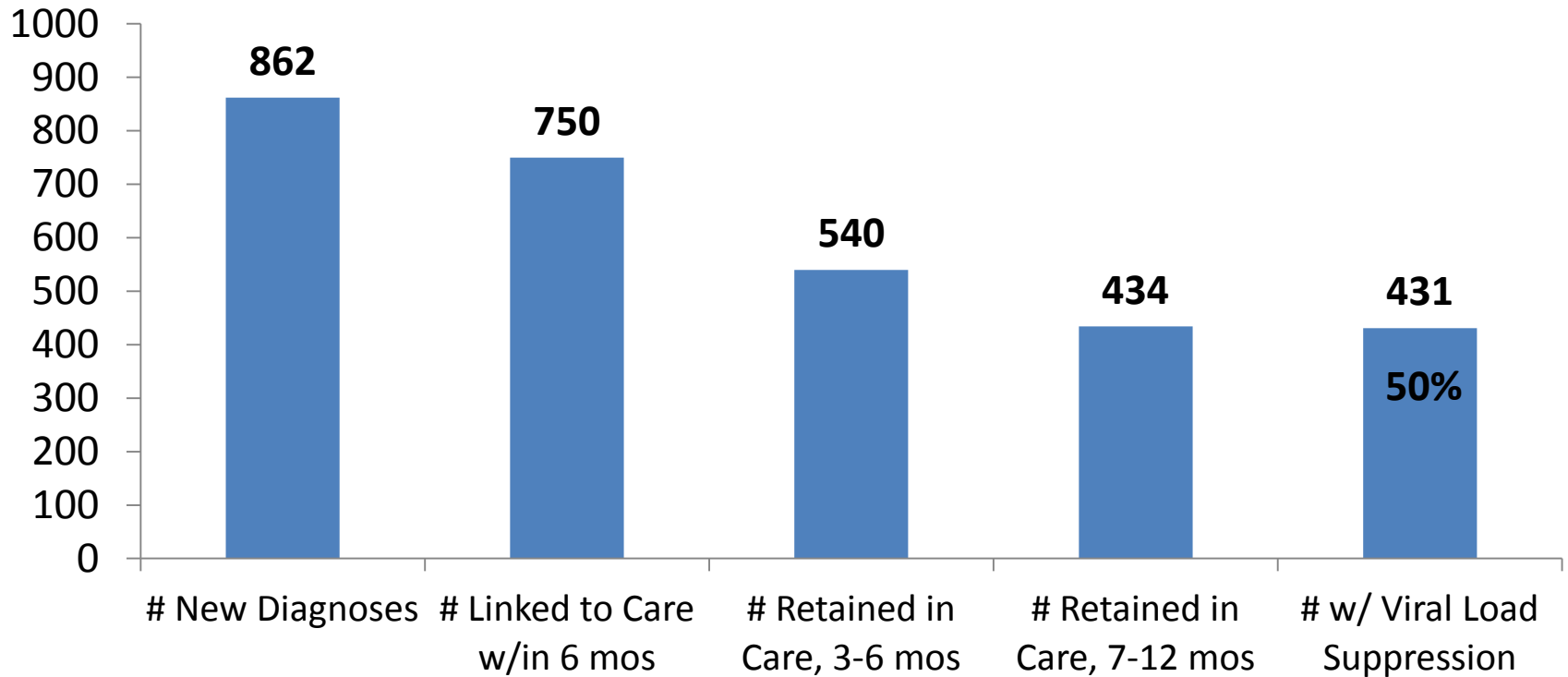


Only 19% of estimated 1.1 million of HIV+ Americans

Our Model Works:

SF is more than twice as effective as the country as whole!

Our Cascade for Newly HIV Diagnosed Individuals, 2009-10, San Francisco



HIV/AIDS Funding Shortfall: \$2.727 Million

Shortfall in HIV/AIDS General Fund Programs backfilled in 2013:

- **~\$471,000 care and services**
- **~\$292,000 prevention services**

Ryan White Care Act award Reductions.

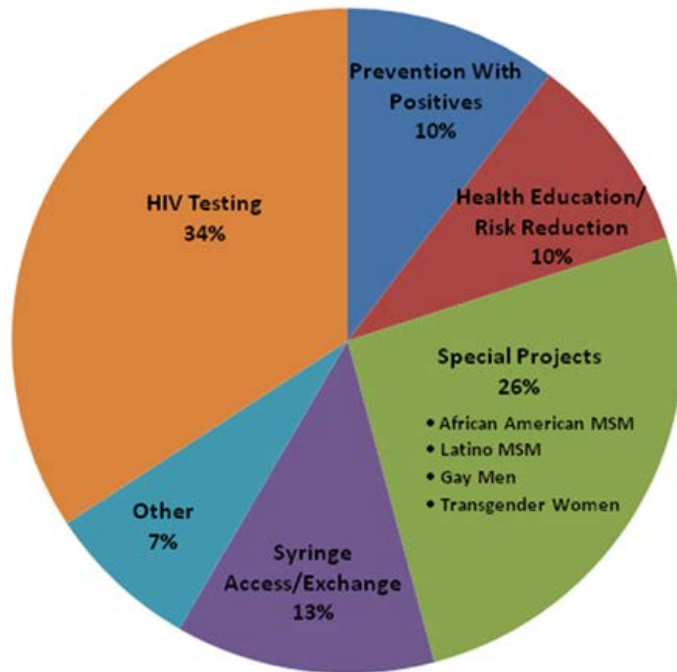
- **\$1.848 million, 11.6% reduction in base award (est.)**
- **\$39,643 Part D (11-month award)**

Federal HOPWA Housing reductions

- **\$77,000 in housing subsidy vouchers**

Who provides Prevention Services?

HIV Prevention Services, FY13



(CDC and General Fund)

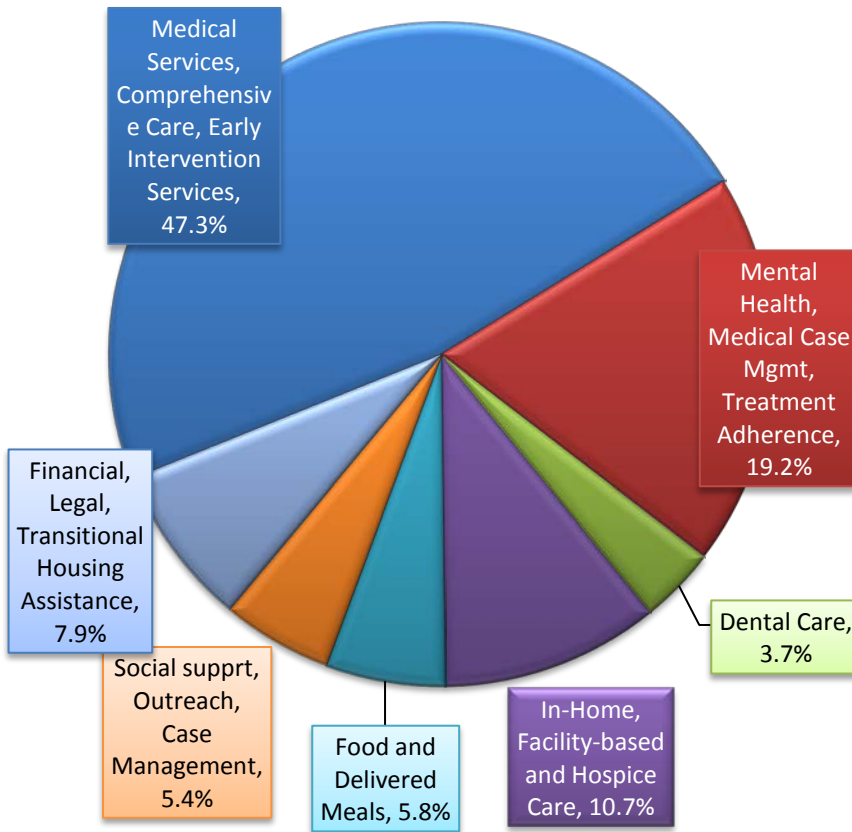
- 5 DPH Neighborhood Clinics or Programs
- 3 USCF Programs
- 12 Community-based Contracts

Impact on Prevention : \$292,000

- **Across the board** cut to ALL Prevention Programs
- **Decrease in HIV testing, condoms, syringes**
- **Reduced linkage to care and retention in care for PLWH/A**
- **Program reductions** at Mission Neighborhood, AGUILAS, UCSF Positive Health, API Wellness Center, Instituto Familiar De La Raza, SF AIDS Foundation, the Jail and syringe access programs (examples only).

Who provides Care Services?

Ryan White Services FY 14



HIV Care & Support Services

(Ryan White and GF \$)

- 11 DPH Neighborhood Clinics or Programs
- 8 UCSF Programs
- 19 Community-based Agencies

New 11.6 % Cut to Ryan White Programs

- **Total: \$1.848M**
- **Impact:**
 - **Impacts 1,766 clients**
 - **Affects ALL agencies and programs**
 - **Retroactive to March 1, 2014**

Ryan White Program	\$\$ Lost	Clients Impacted	Units of Service Cut
Centers of Excellence (Integrated Care)	(508,249)	(267)	(5,517)
Primary Medical Care	(222,615)	(221)	(1,990)
Mental Health Services	(138,889)	(186)	(3,384)
Hospice Services	(131,898)	(4)	(1,059)
Medical Case Management	(148,981)	(68)	(1,445)
Dental / Oral Health Care	(79,610)	(154)	(945)
Home-Based Health Care	(44,232)	(11)	(285)
AIDS Case Management & Home Care Program	(44,646)	(8)	(336)
Housing: Emergency Housing	(18,891)	(25)	(25)
Housing: Transitional Housing	(32,351)	(3)	(283)
Food/ Delivered Meals	(143,266)	(129)	(80,746)
Psychosocial Support	(28,100)	(50)	(1,375)
Outreach	(30,001)	(50)	(258)
Housing: Residential Mental Health	(23,234)	(1)	(198)
Housing: Facility-based Home Care	(88,485)	(16)	(664)
Legal Services	(31,899)	(35)	(507)
Benefits Counseling, Money Mgmt	(59,026)	(333)	(1,366)
Direct Emergency Financial Asst.	(110,184)	(139)	(265)
TOTAL FOR ALL SERVICES	~(\$1,848,352)	(1,766)	(101,466)

Two-Year Fiscal Cycle

- **Total in FY 14-15:**
\$2,727,995
- **\$2,727,995 PLUS**
Projected FY 15-16 Ryan
White Shortfall of \$1M

Total two-year Need:
\$6.456 Million

SF's System of Care and Prevention for HIV/AIDS works! We are lowering new infections faster than nearly all other cities, and our Gardner Cascade numbers show we are twice as effective at reducing viral load than the nation as a whole.

Our Ryan White Award has fallen from \$40M a decade ago to \$15M in 2014. Yet we have maintained this success.

Now that the Ryan White Award has fallen to about \$15M in 2014-15, we will need a permanent mix of Ryan White dollars, ACA Medi-Cal reimbursements and General Fund dollars to keep new infections low and our HIV+ population healthy and productive.