


File # 150027
Received in Committee
4/15/15
f.w.



ONESF
Building Our Future
onesanfrancisco.org



There's only one San Francisco. Let's take care of it.

**San Francisco FY 2016-2025 Capital Plan
Board of Supervisor's Budget & Finance Cmt**

April 15, 2015

CAPITAL PLANNING COMMITTEE

Agenda Item

2

- ❑ Approval of the City & County of San Francisco's FY 2016-2025 Capital Plan
 - ❑ The purpose of the 10-year capital plan is to provide an assessment of the City's capital infrastructure needs, the investments required to meet those needs, and a plan of finance to fund them
 - ❑ Administrative Code Sec. 3.20 requires the Capital Planning Committee to submit an updated 10-year capital plan to the Mayor's Office and the Board of Supervisors for their approval by May 1 of each odd-numbered year
 - ❑ The FY 2014-2023 Capital Plan was unanimously approved on April 16, 2013



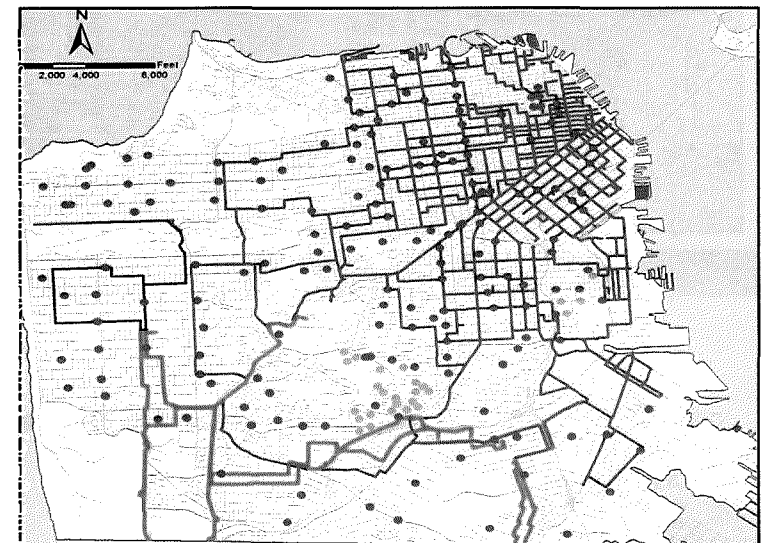
CAPITAL ACHIEVEMENT HIGHLIGHTS

Major Infrastructure

3

Public Safety

- ❑ Completed the Public Safety Building & rehab of historic Fire Station 30, in process of improving 23 Fire Stations
- ❑ Significant improvements to AWSS including retrofits at Twin Peaks Reservoir, Ashbury and Jones Street tanks, and 16 new cisterns
- ❑ Progressed on critical new facilities including SF General Hospital, OCME, Traffic Company/Crime Lab
- ❑ In the process of relocating 583+ staff out of the HOJ




CAPITAL ACHIEVEMENT HIGHLIGHTS

Major Infrastructure

4

Infrastructure & Streets & Right-of-Way (Over past two years)

- ❑ Paved over 1,000 street blocks raising PCI to 67
- ❑ Constructed over 2,000 curb ramps and repaired over 370,000 sqft of sidewalk
- ❑ Maintained or repaired 24+ street structures including stairs, retaining walls, and guardrails
- ❑ Completed 11 streetscape projects including Castro, Jefferson, Balboa, Cesar Chavez, and broke ground on projects along Potrero, Fulton, Taraval, Irving, Fell and Oak streets
- ❑ Continued investing in the Water System & Sewer System Improvement Programs including completion of the Bay Tunnel, Biosolids Digester Facilities, and the Southeast Plant Oxygen Plant
- ❑ Made investments in reducing power generation needs by converting over 100 streetlights to LED, installing solar, making buildings more efficient, and addressing Hetch Hetchy infrastructure






CAPITAL ACHIEVEMENT HIGHLIGHTS

Major Infrastructure

5

Parks, Recreation & Culture

- ❑ Completed 10+ neighborhood park improvements, with 14 additional parks in planning, design or construction phases including Dolores and Kimball that will open this year
- ❑ Constructed or currently planning/constructing 11+ waterfront park improvements
- ❑ Made significant investments in the playfields, trails, forestry, and irrigation programs, and renovated nine park bathrooms
- ❑ Opened two new branch libraries; completed three major branch library renovations including North Beach, Teen Digital Media Lab and the Literacy and Learning Center
- ❑ Veteran's Building seismic retrofit underway with completion this Summer




CAPITAL ACHIEVEMENT HIGHLIGHTS

Major Infrastructure

6

Transportation

- ❑ Completed a number of pedestrian (ped) and bicycle safety projects including: the Polk Street Multimodal Project, Phase 1 of Bay Area Bike Share Program, Fell & Oak Bicycle way; City College Terminal & Unity Plaza ped improvements
- ❑ Completed the first phase on the Presidio Parkway (Doyle Drive) Project and second phase is in process
- ❑ Completed tunnel boring phase of Central Subway project
- ❑ Continued progress on the Transbay Terminal Project and related planning efforts, including pursuing a Community Facilities District (CFD)
- ❑ Completed major terminal and runway renovations at SFO international airport




CAPITAL ACHIEVEMENT HIGHLIGHTS

Major Infrastructure

7

Economic & Neighborhood Development

- ❑ Opened James R. Herman Cruise Terminal (Pier 27)
- ❑ Completed major renovations at Moscone Convention Center; currently working on plans to begin the Moscone expansion project
- ❑ Completed a range of pier and sea-wall lot improvements for the 34th America's Cup



Debt Financing

- ❑ *June 2012:* Sold \$232.6 million in G.O. Bonds at a 3.36% interest rate (Parks, ESER & Roads bond series)
- ❑ *January 2014:* Sold \$209.955 million in G.O. Bonds, the final series of bonds for the new General Hospital Project, at a 3.35% interest rate
- ❑ *Sept 2014:* Sold \$155.62 million in G.O. Bonds at a 2.97% interest rate (ESER 2010 & ESER 2014)



PROPOSED CAPITAL PLAN

Funding Overview

8

Summary by Service Area FY 16 - 25

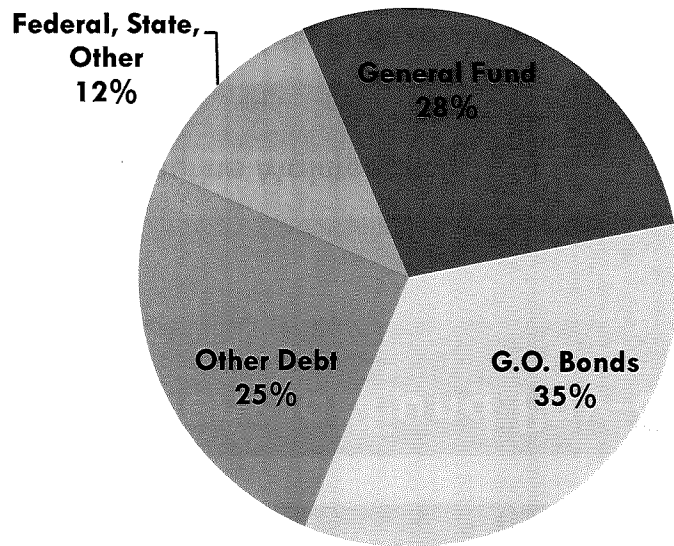
(in \$millions – includes all funding sources)

	General Fund Depts	Enterprise	External	Total
Public Safety	1,610	-	-	1,610
Health and Human Services	732	-	1,036	1,768
Infrastructure and Streets	1,378	8,130	-	9,508
Recreation, Culture, & Education	655	-	-	655
Economic & Neighborhood Development	520	1,315	2,459	4,294
Transportation	-	8,826	5,036	13,862
General Government	216	-	-	216
TOTAL	5,112	18,271	8,531	31,914

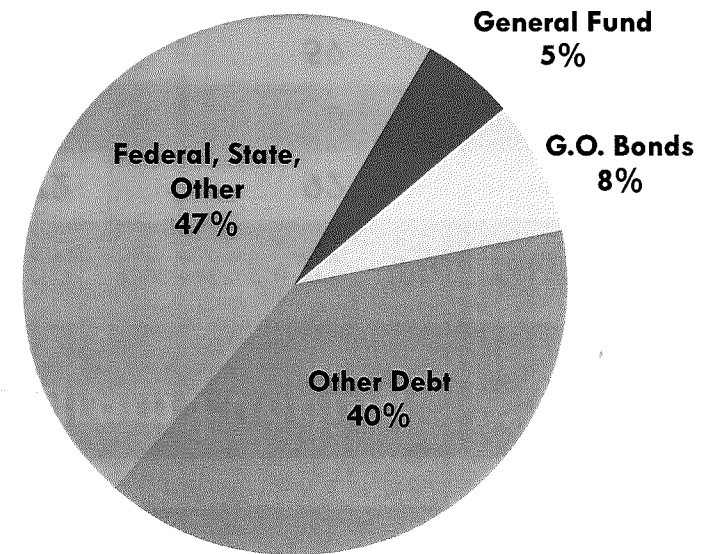
PROPOSED CAPITAL PLAN

Sources FY16–25

Funding Sources - GF Depts



Funding Sources - All Depts



PAY-AS-YOU-GO PROGRAM

Overview FY16 - 25

General Fund Pay-as-you-go Program Funding

(in \$millions)

	FY 2016 -20	FY 2021 - 25	Plan Total	
Fixed Allocation	Routine Maintenance	72	92	164
	ADA: Facilities*	13	5	18
	ADA: Public Right-of-Way	52	59	111
	Street Resurfacing	270	365	635
Variable Allocation	Enhancements	50	50	100
	ROW Infrastructure Renewal	42	73	115
	Facility Renewal	191	328	519
TOTAL	690	972	1,663	

* Decrease reflects the City closing out the ADA Facility Transition Plan

PAY-AS-YOU-GO PROGRAM

Assumptions and Policies

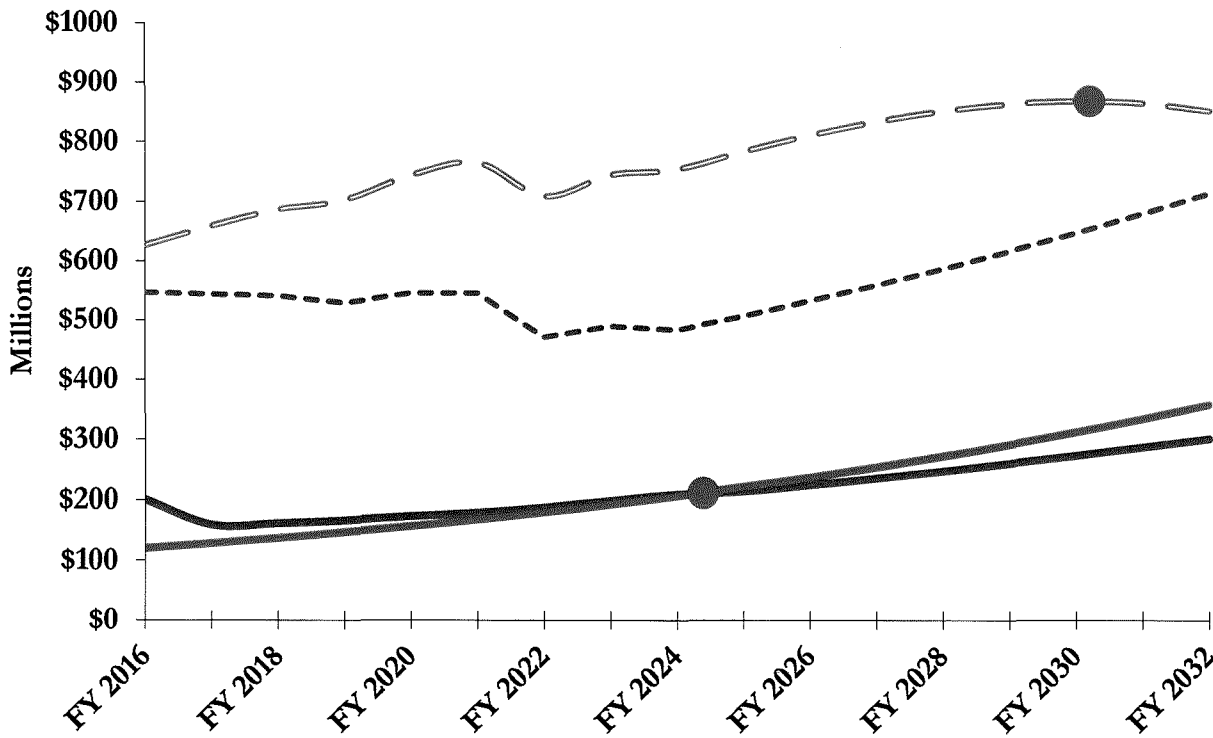
11

- ❑ Commitment of 7% annual GF growth from FY17 to FY25
- ❑ Curb ramps addressed with microsurfacing to adhere to new Federal mandate (under the street repaving program)
 - Adds considerable costs to the program
- ❑ Pavement Condition Index (PCI) 70 achieved by 2025
- ❑ Critical Project Development funded through a revolving fund outside the General Fund
 - Funds the Capital Planning Fund to cover pre-bond project development for the first time
- ❑ Reserves \$10m for unforeseen emergencies/enhancements annually
 - Allocates these funds through the regular budget process

PAY-AS-YOU-GO PROGRAM

Funding Outcomes

Pay-as-you-go Program
Impact of Funding Level on Backlog



- **FY 2025:** City begins fully funding annual renewal needs, excluding backlog (i.e. maintains current state of repair for all assets)
- **FY 2031:** City begins addressing backlog

- - - Backlog (assumes funding annual need) — Projected Annual Need
 - - - Backlog (assumes funding proposed level) — Proposed Funding

DEBT PROGRAM

General Obligation (G.O.) Bond Schedule

G.O. Bond Debt Program (in \$millions)		
Election	Proposed Debt Issuance	Amount
Jun 2016	Public Health	311
Nov 2018	Parks and Open Space	185
Nov 2020	Earthquake Safety & Emergency Response	290
Nov 2022	Public Health	300
Nov 2024	Transportation	500
Jun 2024	Parks and Open Space	185
TOTAL		1,771

DEBT PROGRAM

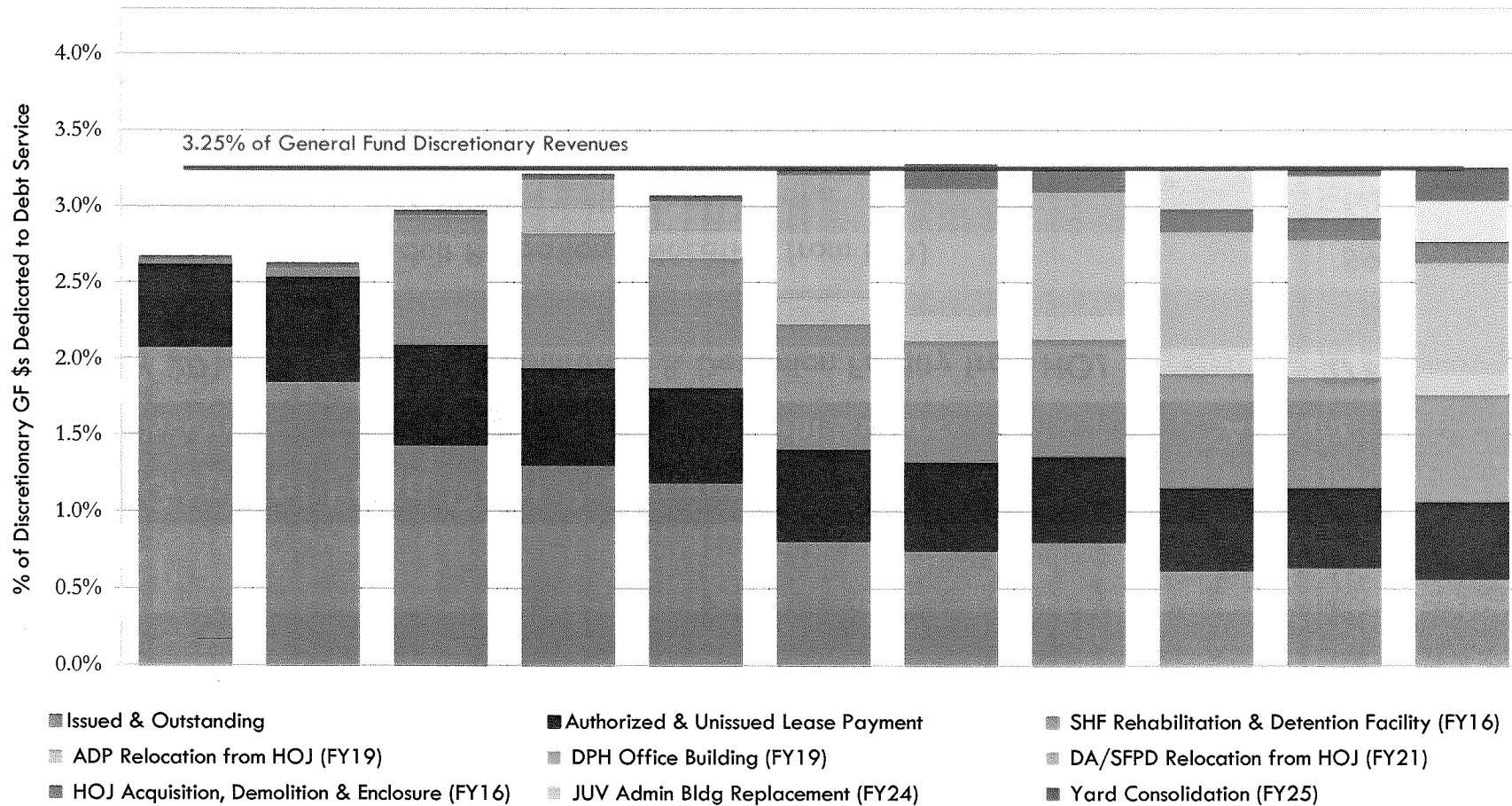
General Fund (GF) Debt Schedule

General Fund Debt Program (in \$millions)		
Issuance	Proposed Debt Issuance	Amount
FY 2016	SHF Rehabilitation & Detention Facility from HOJ	278
FY 2016	HOJ Site Acquisition	8
FY 2019	Adult Probation Relocation from HOJ	59
FY 2019	DPH Admin Building Relocation	60
FY 2021	DA and SFPD Relocation from HOJ	226
FY 2022	HOJ Demolition & Enclosure	48
FY 2024	JUV Admin Building Replacement	107
FY 2025	Public Works Yard Consolidation	100
TOTAL		886

DEBT PROGRAM

General Fund Debt Capacity

Capital Plan Proposed General Fund Debt Program
FY 2016-2026



Questions & Comments

17

onesanfrancisco.org

Brian Strong, Director 558-4558

Nishad Joshi, Administrative Analyst 558-5997

Hemiar Alburati, Business Applications Manager 558-4003

