

File #150610
 Received in Committee
 6/15/11
 Jm

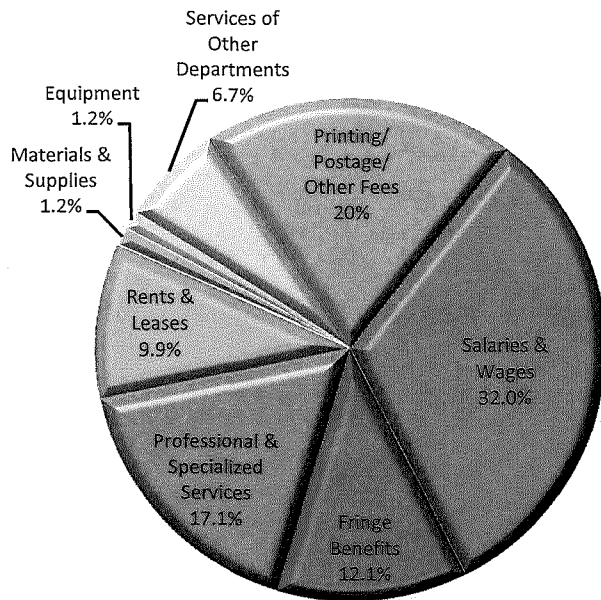


DEPARTMENT OF ELECTIONS | CITY & COUNTY OF SAN FRANCISCO

Uses of Funds: Expenditures

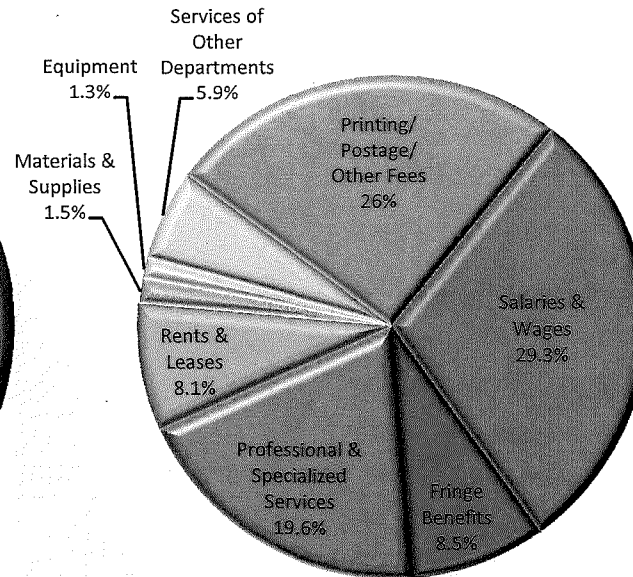
Major Driver of Changes : Number of Elections

FY 2014-15
1 election



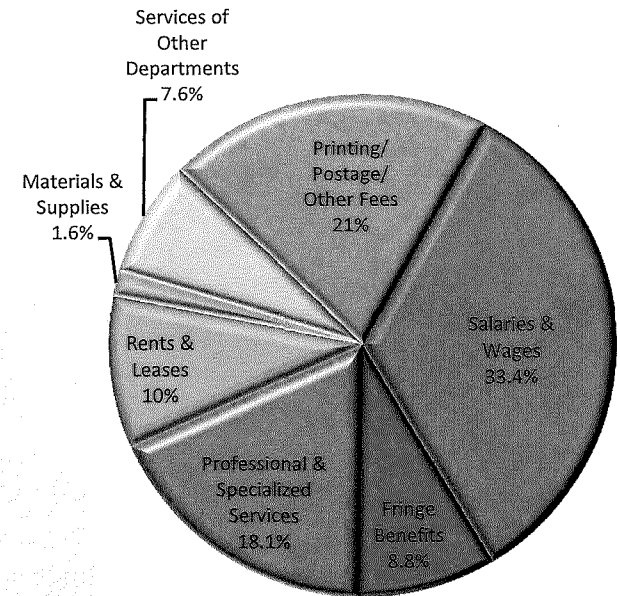
Total: \$13,841,790
 \$2,500,00 put on reserve pending warehouse relocation

FY 2015-16
2 elections




Total: \$18,822,748
 \$2,500,00 carried forward as continuing project fund pending warehouse relocation

FY 2016-17
1 election



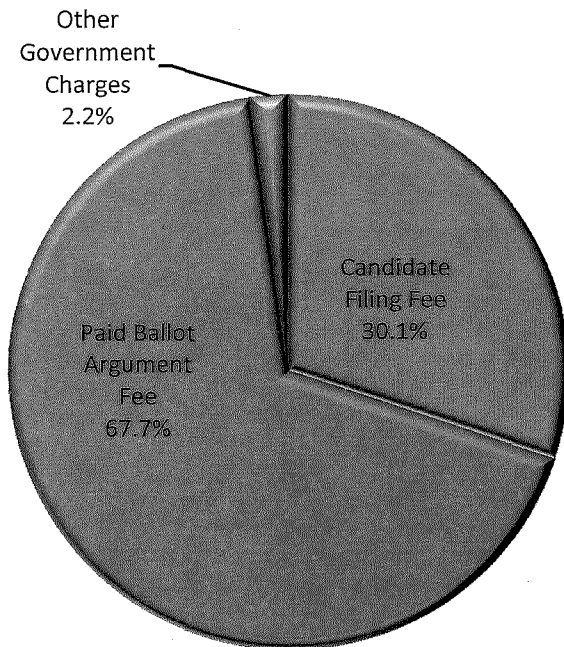
Total: \$13,891,834



Sources of Funds: Revenue


Major Driver of Changes: Number of Elections

FY 2014-15
1 election



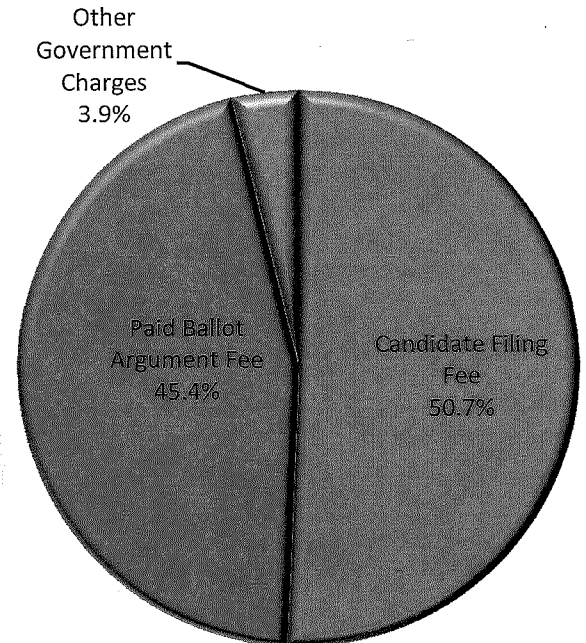
Total: \$163,197

FY 2015-16
2 elections



Total: \$124,704

FY 2016-17
1 election



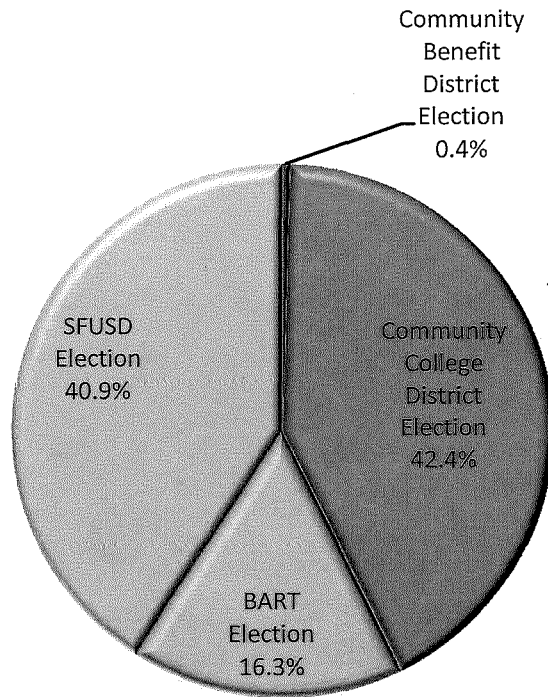
Total: \$55,057



Sources of Funds: Revenue Recoveries

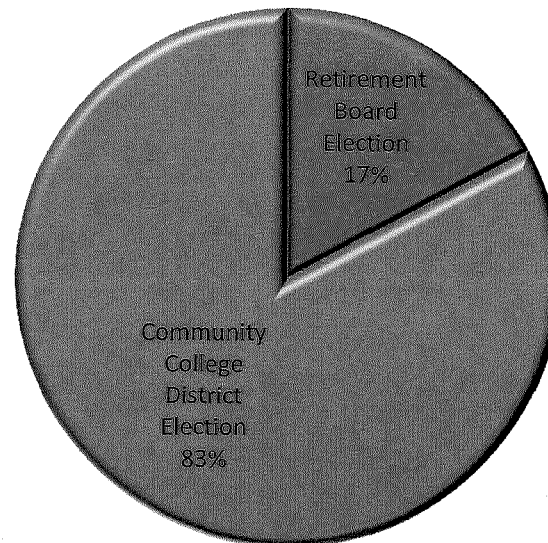
Major Driver of Changes: Number of District & Special Elections

FY 2014-15



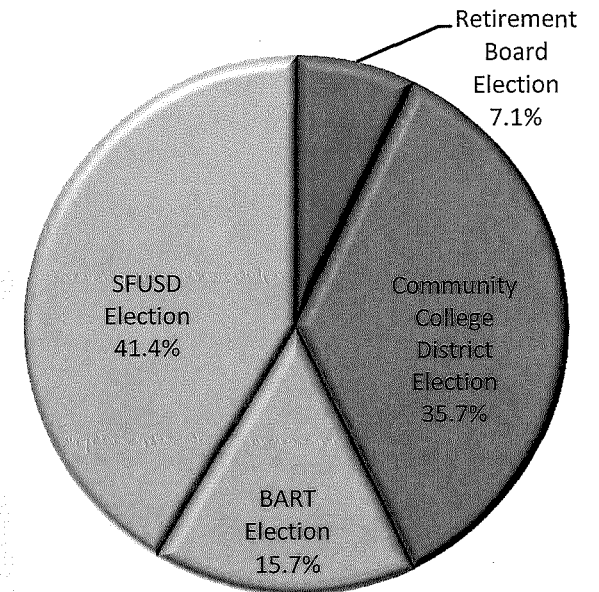
Total: \$904,287

FY 2015-16




Total: \$291,413

FY 2016-17



Total: \$700,000



Department's Initiatives

❖ Language Access


Develop election materials and implement practices that allow Filipino-speakers access to voting materials in their language; transition from a trilingual ballot to three bilingual versions

❖ Open Data

Continue opening elections data sets to the public in a manner that fosters better use of the data and promotes greater transparency

❖ Voting System

Identify the City's choice for a voting system and administer selection process and implementation



DEPARTMENT OF ELECTIONS | CITY & COUNTY OF SAN FRANCISCO

Budget: FY 2015-16 and FY 2016-17

**The Department agrees with the recommendations
of the Budget & Legislative Analyst**