

[Health Code - Patient Rates – FYs 2013-2014 and 2013-2015]

1  
2  
3  
4  
5  
6  
7  
8  
9  
10  
11  
12  
13  
14  
15  
16  
17  
18  
19  
20  
21  
22  
23  
24  
25

**Ordinance amending the Health Code to set patient rates and other services provided by the Department of Public Health, effective July 1, 2013, through June 30, 2015, and making environmental findings.**

NOTE: Additions are *single-underline italics Times New Roman*; deletions are ~~*strike-through italics Times New Roman*~~. Board amendment additions are double-underlined; Board amendment deletions are ~~strikethrough-normal~~.

Be it ordained by the People of the City and County of San Francisco:

Section 1. Environmental Findings.

The Planning Department has determined that the actions contemplated in this Ordinance comply with the California Environmental Quality Act (California Public Resources Code Section 21000 et seq.). Said determination is on file with the Clerk of the Board of Supervisors in File No. 130547 and is incorporated herein by reference.

Section 2. The Health Code is hereby amended by amending Section 128, to read as follows:

**SEC. 128. PATIENT RATES.** (a) The Board of Supervisors of the City and County of San Francisco does hereby determine and fix the proper reasonable amounts to be charged to persons for services furnished by the Department of Public Health as follows, which rates shall be effective for services delivered as of ~~July 1, 2012~~ July 1, 2013 through June 30, 2015.

1  
2  
3  
4  
5  
6  
7  
8  
9  
10  
11  
12  
13  
14  
15  
16  
17  
18  
19  
20  
21  
22  
23  
24  
25

TYPE OF SERVICE	UNIT	AMOUNT		
		<i>2012-13</i>	2013-14	2014-15
<b>COMMUNITY HEALTH NETWORK</b>				
<b>San Francisco General Hospital</b>				
Supplies & Drugs				
Surgical Supplies			Special Price List	
Pharmacy (IP)			Special Price List	
Medical Supplies			Special Price List	
Diagnostic Radiology			Special Price List	
Clinical Lab			Special Price List	
Anatomic Pathology			Special Price List	
All Other Special Services			Special Price List	
<b>In-Patient Care</b>				
Medical Surgical	Day	<i>6,105</i>	6,716	<u>7,387</u>
Intensive Care	Day	<i>12,205</i>	13,425	<u>14,767</u>
Intensive Care – Trauma	Day	<i>12,205</i>	13,425	<u>14,767</u>
Coronary Care	Day	<i>12,205</i>	13,425	<u>14,767</u>
<del>Chest Pulmonary</del>	<del>Day</del>	<del>10,171</del>	<del>11,188</del>	
Stepdown Units	Day	<i>8,813</i>	9,695	<u>10,664</u>
Pediatrics	Day	<i>5,839</i>	6,423	<u>7,065</u>
Obstetrics	Day	<i>4,777</i>	5,255	<u>5,781</u>
Nursery				
New Born	Day	<i>2,440</i>	2,684	<u>2,952</u>

Mayor Lee  
BOARD OF SUPERVISORS

1	TYPE OF SERVICE	UNIT	AMOUNT		
2			<i>2012-13</i>	<b>2013-14</b>	<b>2014-15</b>
3	Observation/Well Baby	Day	<i>4,245</i>	4,669	<u>5,136</u>
4	Semi-Intensive Care	Day	<i>8,133</i>	8,947	<u>9,841</u>
5	Intensive Care	Day	<i>12,205</i>	13,425	<u>14,767</u>
6	Labor/Delivery - 6G	Day	<i>3,782</i>	<del>4,160</del> <u>4,670</u>	<u>5,136</u>
7	Labor/Delivery Hours of Stay	Hour	<i>212</i>	234	<u>257</u>
8	Psychiatric Inpatient	Day	<i>4,777</i>	5,255	<u>5,781</u>
9	Psychiatric Forensic Inpatient - 7L	Day	<i>4,777</i>	5,255	<u>5,781</u>
10	AIDS Unit - 5A	Day	<i>4,777</i>	5,255	<u>5,781</u>
11	Security Unit - 7D	Day	<i>4,777</i>	5,255	<u>5,781</u>
12	Skilled Nursing Facility	Day	<i>1,912</i>	2,103	<u>2,313</u>
13	Mental Rehab Unit	Day	<i>1,580</i>	1,738	<u>1,911</u>
14	Adult Residential Facility	Day	<i>319</i>	351	<u>386</u>
15					
16	<b>Respiratory Therapy</b>				
17	O2 Therapy	per 24 hours	<i>624</i>	686	<u>755</u>
18					
19					
20	<b>Surgical Services</b>				
21	Minor Surgery I (Come & Go)	1st Hour	<i>3,196</i>	3,515	<u>3,867</u>
22	Minor Surgery I (Come & Go)	Ea. Add'l 1/2 Hr.	<i>1,628</i>	1,791	<u>1,970</u>
23	Minor Surgery II	1st Hour	<i>3,488</i>	3,837	<u>4,221</u>
24	Minor Surgery II	Ea. Add'l 1/2 Hr.	<i>1,740</i>	1,914	<u>2,106</u>
25					

	TYPE OF SERVICE	UNIT	2012-13	2013-14	2014-15
3	Major Surgery I	1st Hour	<del>5,253</del>	5,778	<u>6,356</u>
4	Major Surgery I	Add'l 1/2 Hour	<del>2,100</del>	2,310	<u>2,541</u>
6	Major Surgery II	1st Hour	<del>5,915</del>	6,506	<u>7,157</u>
7	Major Surgery II	Add'l 1/2 Hour	<del>2,368</del>	2,605	<u>2,866</u>
8	Major Surgery III	1st Hour	<del>6,582</del>	7,241	<u>7,965</u>
9	Major Surgery III	Add'l 1/2 Hour	<del>2,633</del>	2,897	<u>3,186</u>
11	Extraordinary Surgery	1st Hour	<del>7,224</del>	7,946	<u>8,741</u>
12	Extraordinary Surgery	Add'l 1/2 Hour	<del>2,890</del>	3,179	<u>3,497</u>
13	Surgery (2 Teams)	1st Hour	<del>9,761</del>	10,738	<u>11,811</u>
14	Surgery (2 Teams)	Add'l 1/2 Hour	<del>3,904</del>	4,294	<u>4,724</u>
16	Surgery (3 Teams)	1st Hour	<del>10,853</del>	11,938	<u>13,132</u>
17	Surgery (3 Teams)	Add'l 1/2 Hour	<del>4,342</del>	4,776	<u>5,253</u>
18	Major Trauma III	1st Hour	<del>8,554</del>	9,409	<u>10,350</u>
19	Major Trauma III	Add'l 1/2 Hour	<del>3,422</del>	3,764	<u>4,141</u>
21	Major Trauma II	1st Hour	<del>8,133</del>	8,947	<u>9,841</u>
22	Major Trauma II	Add'l 1/2 Hour	<del>3,255</del>	3,580	<u>3,938</u>
23	Major Trauma I	1st Hour	<del>6,188</del>	6,806	<u>7,487</u>
24	Major Trauma I	Add'l 1/2 Hour	<del>2,476</del>	2,724	<u>2,996</u>

	TYPE OF SERVICE	UNIT	AMOUNT		
			<del>2012-13</del>	2013-14	2014-15
3	Recovery Room	1st Hour	<del>2,035</del>	2,239	<u>2,462</u>
4	Recovery Room	2nd Add'l Hour	<del>1,628</del>	1,791	<u>1,970</u>
6	Recovery Room	Each Add'l Hour	<del>1,221</del>	1,343	<u>1,477</u>
7	Anesthesia	1st Hour	<del>4,571</del>	5,028	<u>5,530</u>
8	Anesthesia	Add'l 1/2 Hour	<del>2,281</del>	2,510	<u>2,760</u>
11	<b>Trauma Care</b>				
12	Trauma Activation -900	Visit	<del>18,700</del>	20,570	<u>22,627</u>
13	Trauma Activation – 911	Visit	<del>11,000</del>	12,100	<u>13,310</u>
14	Critical Care	1st 30-74 Minutes	<del>5,856</del>	6,442	<u>7,086</u>
15	Critical Care	Each Add'l. 30 Min.	<del>1,464</del>	1,611	<u>1,772</u>
17	<i>Trauma Assembly</i>		<del>3,850</del>	4,235	
18	<i>Trauma Alert Admitted</i>		<del>5,500</del>	6,050	
19	<i>ED Level 5 Team Trauma</i>	<i>Visit</i>		<u>12,100</u>	<u>13,310</u>
20	<b>Emergency Clinic</b>				
21	Level I	Room	<del>348</del>	382	<u>421</u>
22	Level II	Room	<del>1,041</del>	1,145	<u>1,259</u>
23	Level III	Room	<del>2,226</del>	2,449	<u>2,694</u>
24	Level IV	Room	<del>3,667</del>	4,034	<u>4,438</u>
25	Level V	Room	<del>7,403</del>	8,143	<u>8,958</u>

1  
2  
3  
4  
5  
6  
7  
8  
9  
10  
11  
12  
13  
14  
15  
16  
17  
18  
19  
20  
21  
22  
23  
24  
25

TYPE OF SERVICE	UNIT	AMOUNT		
		<del>2012-13</del>	2013-14	2014-15
Resuscitation		<del>5,129</del>	5,642	<u>6,206</u>
<b>Psychiatric Emergency Services</b>				
<del>Crisis Intervention - PES</del>		<del>1,014</del>	1,116	
<del>Crisis Stabilization - PES</del>		<del>226</del>	248	
<u>Psych Crisis - Level 1 ER Room</u>	<u>Room</u>		<u>787</u>	<u>865</u>
<u>Psych Crisis - Level 2 ER Room</u>	<u>Room</u>		<u>1,828</u>	<u>2,011</u>
<u>Psych Crisis - Level 3 ER Room</u>	<u>Room</u>		<u>2,872</u>	<u>3,159</u>
<u>Psych Crisis - Level 4 ER Room</u>	<u>Room</u>		<u>3,915</u>	<u>4,306</u>
<u>Psych Crisis - Level 5 ER Room</u>	<u>Room</u>		<u>4,960</u>	<u>5,456</u>
<u>Psych Crisis - Level 6 ER Room</u>	<u>Room</u>		<u>6,004</u>	<u>6,604</u>
<u>Medication Svs/Min.</u>	<u>per minute</u>		<u>19</u>	<u>21</u>
<b>General Clinic</b>				
Initial				
E/M Focused Exam	Visit	<del>233</del>	257	<u>282</u>
E/M Expanded Exam	Visit	<del>388</del>	427	<u>470</u>
E/M Detailed Exam	Visit	<del>443</del>	488	<u>536</u>
E/M Comprehensive Exam	Visit	<del>593</del>	652	<u>717</u>
E/M Complex Exam	Visit	<del>740</del>	814	<u>896</u>
Established Patient				
E/M Brief Exam	Visit	<del>180</del>	198	<u>218</u>
E/M Focused Exam	Visit	<del>215</del>	236	<u>260</u>

	TYPE OF SERVICE	UNIT	AMOUNT		
			<del>2012-13</del>	2013-14	2014-15
3	E/M Expanded Exam	Visit	<del>283</del>	311	<u>342</u>
4	E/M Detailed Exam	Visit	<del>400</del>	440	<u>484</u>
5	E/M Comprehensive Exam	Visit	<del>625</del>	687	<u>756</u>
6	Consultation				
7	E/M Focused Consult	Visit	<del>205</del>	225	<u>248</u>
8	<u>E/M Detailed Consult</u>	<u>Visit</u>		<u>464</u>	<u>511</u>
9	<b>Primary Care</b>				
10	Initial				
11	E/M Focused Exam	Visit	<del>255</del>	281	<u>309</u>
12	E/M Expanded Exam	Visit	<del>317</del>	348	<u>383</u>
13	E/M Detailed Exam	Visit	<del>460</del>	506	<u>556</u>
14	E/M Comprehensive Exam	Visit	<del>570</del>	627	<u>689</u>
15	E/M Complex Exam	Visit	<del>895</del>	985	<u>1,083</u>
16	Established Patient				
17	E/M Brief Exam	Visit	<del>130</del>	143	<u>157</u>
18	E/M Focused Exam	Visit	<del>194</del>	213	<u>234</u>
19	E/M Expanded Exam	Visit	<del>311</del>	<del>342-372</del>	<u>409</u>
20	E/M Detailed Exam	Visit	<del>440</del>	484	<u>532</u>
21	E/M Comprehensive Exam	Visit	<del>688</del>	756	<u>832</u>
22					
23	<b>Dental Services</b>				
24	Initial Complete Exam	Visit	<del>119</del>	<del>131-119</del>	<u>131</u>
25					

	TYPE OF SERVICE	UNIT	AMOUNT		
			<del>2012-13</del>	2013-14	2014-15
3	Periodic Exam	Visit	<del>119</del>	<del>131-119</del>	<u>131</u>
4	Prophylaxis – Adult	Visit	<del>161</del>	<del>177-165</del>	<u>181</u>
5	Prophylaxis – Child	Visit	<del>150</del>	<del>165-156</del>	<u>172</u>
6	Extract Single Tooth	Visit	<del>237</del>	<del>260-237</del>	<u>260</u>
7	One Surface, Permanent Tooth	Visit	<del>194</del>	<del>213-190</del>	<u>209</u>
8					
9	<b>Home Health Services</b>				
10	Skilled Nursing	Visit	<del>403</del>	443	<u>487</u>
11	Home Health Aide Services	Visit	<del>213</del>	235	<u>258</u>
12	Medical Social Services	Visit	<del>556</del>	611	<u>672</u>
13	Physical Therapy	Visit	<del>462</del>	508	<u>559</u>
14	Occupational Therapy	Visit	<del>462</del>	508	<u>559</u>
15	Speech Therapy	Visit	<del>460</del>	506	<u>556</u>
16					
17	<b>Laguna Honda Hospital</b>				
18	<b>In-Patient Care</b>				
19	Regular Hospital Rates				
20	Acute	Day	<del>4,115</del>	4,527	<u>4,980</u>
21	Rehabilitation	Day	<del>4,115</del>	4,527	<u>4,980</u>
22	Skilled Nursing Facility	Day	<del>880</del>	968	<u>1,065</u>
23	Skilled Nursing Facility Patch	Day	<del>164</del>	180	<u>198</u>
24	All Inclusive Rates				
25	Acute	Per Diem	<del>5,401</del>	5,941	<u>6,535</u>




1	TYPE OF SERVICE	UNIT	2012-13	2013-14	2014-15
2					
3	Rehabilitation	Per Diem	<del>4,501</del>	4,951	<u>5,446</u>
4	Skilled Nursing Facility	Day	<del>1,025</del>	1,128	<u>1,241</u>
5					
6	<b>POPULATION HEALTH &amp; PREVENTION</b>				
7	<b>Community Mental Health Services</b>				
8	24-Hour Service				
9					
10	<u>Hospital</u> Inpatient	<u>Day</u>	<del>4,777</del>	5,255	<u>5,781</u>
11	Skilled Nursing	<u>Day</u>	<del>1,580</del>	1,738	<u>1,911</u>
12	Psychiatric Health Facility (PHF)	<del>24 Hours</del> <u>Day</u>	<del>739</del>	783	<u>799</u>
13	<u>Adult</u> Crisis Residential	<del>24 Hours</del> <u>Day</u>	<del>431</del>	457	<u>448</u>
14					
15	<u>Adult</u> Residential	<del>24 Hours</del> <u>Day</u>	<del>210</del>	222	<u>218</u>
16	Day Services				
17	Day Rehabilitation	Full Day	<del>165</del>	166	<u>172</u>
18	Day Rehabilitation	Half Day	<del>106</del>	107	<u>110</u>
19	Day Treatment Intensive	Full Day	<del>255</del>	<del>257</del> 265	<u>270</u>
20	Day Treatment Intensive	Half Day	<del>181</del>	183	<u>188</u>
21	Day Treatment Intensive	Full Day	<del>372</del>	375	<u>383</u>
22	(Children)				
23	Day Treatment Intensive	Half Day	<del>266</del>	269	<u>274</u>
24	(Children)				
25	Crisis Stabilization	Hour	<del>226</del>	248	<u>273</u>

	TYPE OF SERVICE	UNIT	AMOUNT		
			<i>2012-13</i>	2013-14	2014-15
3	Socialization	Hour	<i>54</i>	54	<u>56</u>
4	Outpatient Services				
5	Case Management Brokerage	<i>Hour Minute</i>	<i>154</i>	<i>155 3.14</i>	<u>3.20</u>
6	Mental Health Services	<i>Hour Minute</i>	<i>202</i>	<i>204 4.08</i>	<u>4.16</u>
7	Therapeutic Behavioral Services	<i>Hour Minute</i>	<i>202</i>	<i>204 4.08</i>	<u>4.16</u>
9	Medication Support	<i>Hour Minute</i>	<i>361</i>	<i>364 7.73</i>	<u>7.89</u>
10	Crisis Intervention	<i>Hour Minute</i>	<i>302</i>	<i>305 5.90</i>	<u>6.02</u>
11	Other Services		Special Price List		
12					
13					
14	<b>Community Substance Abuse</b>				
15	Residential – Detoxification	<i>24 Hours Day</i>	<i>146</i>	147	<u>148</u>
16	Residential – Basic	<i>24 Hours Day</i>	<i>141</i>	142	<u>143</u>
17	Residential – Family	<i>24 Hours Day</i>	<i>216</i>	218	<u>220</u>
18	Residential - Medical Support	<i>24 Hours Day</i>	<i>319</i>	322	<u>324</u>
19	Recovery Home	<i>24 Hours Day</i>	<i>113</i>	114	<u>115</u>
20	Therapeutic Community	<i>24 Hours Day</i>	<i>130</i>	131	<u>132</u>
21	Day Care Rehabilitative	Per Visit	<i>157</i>	158	<u>160</u>
22	Outpatient - Individual Counseling	Per Visit	<i>157</i>	158	<u>160</u>

	TYPE OF SERVICE	UNIT	AMOUNT		
			<del>2012-13</del>	2013-14	2014-15
3	Outpatient - Group Counseling	Per Visit	<del>87</del>	88	<u>89</u>
4	Prevention/Intervention	Hour	<del>76</del>	77	<u>78</u>
5	Methadone	<i>Per-Day</i>	40	40	40
6	Buprenorphine	<i>Per-Day</i>	<del>70</del>	71	<u>72</u>
7	Naltrexone	Per Visit	65	65	65
8	Narcotic Treatment Program – Individual Counseling	Per 10 minutes	40	40	40
10	Narcotic Treatment Program – Group Counseling	Per 10 minutes	12	12	12
12	<b>Vital Records</b>				
14	Birth Certificate	Per Certificate	Rates Per State of California		
15	Death Certificate	Per Certificate	Rates Per State of California		
17	Permit - Disposition of Human Remains	Per Permit	Rates Per State of California		
18	Out-of-County Cross File	Per Certificate	Rates Per State of California		
20	Letter of Non-Contagious Disease	Per Letter	10	10	10
21	Expedited Registration of Vital Event	Per Event	<del>40</del>	<del>40</del> Rates Per State of California	
24	Expedited Documents	Per Delivery	<del>20</del>	25	<u>30</u>

TYPE OF SERVICE	UNIT	AMOUNT		
		<del>2012-13</del>	2013-14	2014-15
<i>After Hours Registration of Vital Event</i>	<i>Per Event</i>		<u>40</u>	<u>40</u>
Reproduction of Documents	Per Page		2	2
Medical Marijuana				
Medical Marijuana ID	Card	<del>113</del>	120	120
Medical Marijuana ID (Medi-Cal Beneficiaries)	Card	<del>57</del>	60	60
<b>Adult Immunization Clinic</b>				
Vaccines				
Hepatitis A	Per Injection	<del>68</del>	69	<u>70</u>
Hepatitis B	Per Injection	<del>78</del>	79	<u>80</u>
Influenza	Per Injection	<del>30</del>	31	<u>32</u>
FluMist	Per Injection	<del>33</del>	35	<u>38</u>
Other Vaccines	Per Injection	Special Price List		

APPROVED AS TO FORM:  
DENNIS J. HERRERA, City Attorney

By:   
ALEETA M. VAN RUNKLE  
Deputy City Attorney  
n:\health\as2013\1300317\00852581.doc



**City and County of San Francisco**  
**Tails**  
**Ordinance**

City Hall  
1 Dr. Carlton B. Goodlett Place  
San Francisco, CA 94102-4689

**File Number:** 130547

**Date Passed:** July 23, 2013

Ordinance amending the Health Code to set patient rates and other services provided by the Department of Public Health, effective July 1, 2013, and making environmental findings.

June 20, 2013 Budget and Finance Committee - CONTINUED

June 21, 2013 Budget and Finance Committee - RECOMMENDED

July 16, 2013 Board of Supervisors - PASSED, ON FIRST READING


Ayes: 11 - Avalos, Breed, Campos, Chiu, Cohen, Farrell, Kim, Mar, Tang, Wiener and Yee


July 23, 2013 Board of Supervisors - FINALLY PASSED

Ayes: 11 - Avalos, Breed, Campos, Chiu, Cohen, Farrell, Kim, Mar, Tang, Wiener and Yee

File No. 130547

**I hereby certify that the foregoing Ordinance was FINALLY PASSED on 7/23/2013 by the Board of Supervisors of the City and County of San Francisco.**

  
Angela Calvillo  
Clerk of the Board

  
Mayor

8/2/2013  
Date Approved