

File No. 120476

Committee Item No. 2

Board Item No. 15

COMMITTEE/BOARD OF SUPERVISORS

AGENDA PACKET CONTENTS LIST

Committee: Budget and Finance Sub-Committee Date June 6, 2012

Board of Supervisors Meeting

Date 6/12/12

Cmte Board

- | | | |
|-------------------------------------|-------------------------------------|--|
| <input type="checkbox"/> | <input type="checkbox"/> | Motion |
| <input checked="" type="checkbox"/> | <input checked="" type="checkbox"/> | Resolution |
| <input type="checkbox"/> | <input type="checkbox"/> | Ordinance |
| <input type="checkbox"/> | <input type="checkbox"/> | Legislative Digest |
| <input checked="" type="checkbox"/> | <input checked="" type="checkbox"/> | Budget and Legislative Analyst Report |
| <input type="checkbox"/> | <input type="checkbox"/> | Legislative Analyst Report |
| <input type="checkbox"/> | <input type="checkbox"/> | Youth Commission Report |
| <input type="checkbox"/> | <input type="checkbox"/> | Introduction Form (for hearings) |
| <input type="checkbox"/> | <input type="checkbox"/> | Department/Agency Cover Letter and/or Report |
| <input type="checkbox"/> | <input type="checkbox"/> | MOU |
| <input type="checkbox"/> | <input type="checkbox"/> | Grant Information Form |
| <input type="checkbox"/> | <input type="checkbox"/> | Grant Budget |
| <input type="checkbox"/> | <input type="checkbox"/> | Subcontract Budget |
| <input checked="" type="checkbox"/> | <input checked="" type="checkbox"/> | * Contract/Agreement |
| <input checked="" type="checkbox"/> | <input checked="" type="checkbox"/> | Form 126 – Ethics Commission |
| <input type="checkbox"/> | <input type="checkbox"/> | Award Letter |
| <input type="checkbox"/> | <input type="checkbox"/> | Application |
| <input type="checkbox"/> | <input type="checkbox"/> | Public Correspondence |

OTHER (Use back side if additional space is needed)

<input type="checkbox"/>	<input type="checkbox"/>	_____
<input type="checkbox"/>	<input type="checkbox"/>	_____
<input type="checkbox"/>	<input type="checkbox"/>	_____
<input type="checkbox"/>	<input type="checkbox"/>	_____
<input type="checkbox"/>	<input type="checkbox"/>	_____
<input type="checkbox"/>	<input type="checkbox"/>	_____
<input type="checkbox"/>	<input type="checkbox"/>	_____
<input type="checkbox"/>	<input type="checkbox"/>	_____
<input type="checkbox"/>	<input type="checkbox"/>	_____
<input type="checkbox"/>	<input type="checkbox"/>	_____

Completed by: Victor Young Date June 1, 2012

Completed by: Victor Young Date _____

An asterisked item represents the cover sheet to a document that exceeds 25 pages. The complete document can be found in the file.

1 [Design Agreement Amendment - Laguna Honda Hospital Replacement Program -
2 \$51,276,867]

3
4 **Resolution authorizing the Director of Public Works to execute an amendment to the**
5 **design agreement for the Laguna Honda Hospital Replacement Program by increasing**
6 **the contract amount from \$50,799,281 to \$51,276,867.**

7
8 WHEREAS, The Director of Public Works has entered into an agreement dated
9 November 30, 2000 with the predecessor in interest of Stantec Architecture Inc for the design
10 of the Laguna Honda Hospital Replacement Program in an amount of not to exceed
11 \$2,400,352; and

12 WHEREAS, Resolutions 994-01, 579-03, 561-04, 667-05, 57-07, 358-08 and 240-10,
13 the Board of Supervisors authorized the Director to enter into amendments to the agreement
14 which when amended would not exceed \$50,799,281 and a term not to exceed December 21,
15 2012; and

16 WHEREAS, the Director has entered into a novation agreement with Stantec
17 Architecture Inc, in which it accepted the rights and responsibilities of the predecessor in
18 interest, and

19 WHEREAS, Section 9.118(b) of the Charter requires that all agreements in excess of
20 ten million dollars or amendments to said agreements in excess of \$500,000 be approved by
21 the Board of Supervisors; and

22 WHEREAS, the Director intends to increase the scope of services under said
23 agreement to extend construction administration services, augment architectural staff, and
24

1 provide redesign services and to increase the sum under said agreement from the amount of
2 \$50,799,281 to the amount of \$51,276,867; and

3 RESOLVED, That the Board of Supervisors does hereby authorize the Director of
4 Public Works to enter into further amendments to the November 30, 2000 agreement with
5 Stantec Architecture Inc., resulting in a contract amount not to exceed \$51,276,867.

6 ///

7 ///

8 ///

9 APPROVED AS TO FORM:
10 Dennis J. Herrera, City Attorney

11 See File for Signature

12 Ronald P. Flynn, Deputy City Attorney

13
14
15 RECOMMENDED BY:
16 DEPARTMENT OF PUBLIC WORKS

17 See File for Signature

18 Mohammed Nuru, Director of Public Works

Item 2
File 12-0476

Department:
Department of Public Works (DPW)

EXECUTIVE SUMMARY

Legislative Objectives

- The proposed resolution would authorize the Director of Public Works to execute an amendment for Modification Nos. 18 and 19 to the Design Agreement between the Department of Public Works (DPW) and Stantec for the Laguna Honda Hospital (LHH) Replacement Program to increase the Design Agreement by \$3,180,958, from a not-to-exceed \$50,799,281 to a not-to-exceed \$53,980,239. The term of the agreement will remain unchanged from November 20, 2000 through December 31, 2012.

Key Points

- The proposed resolution would authorize the Director of Public Works to execute an amendment to the Design Agreement for Modification No. 18 in the amount of \$477,586 and Modification No. 19 in the amount of \$2,703,372 for a total of \$3,180,958.
- However, Modification No. 18 for \$477,586 was previously executed by DPW in January of 2012. The proposed resolution should therefore reflect only Modification No. 19 in the amount of \$2,703,372. The Budget and Legislative Analyst recommends amending the proposed resolution to reflect the correct existing not-to-exceed amount of \$51,276,867 instead of \$50,799,281 in order to account for the previously approved Modification No. 18 in the amount of \$477,586.
- The subject amendment to increase the Design Agreement by \$2,703,372 from \$51,276,867 to \$53,980,239 would fund increased design services costs for contractor design services costs associated with additional required repair work and additional construction administration, that was unforeseen, but resulted from the poor condition of the existing LHH facilities.

Fiscal Impact

- The proposed increase for Modification No. 19, in a not-to-exceed amount of \$2,703,372, would increase the existing Design Agreement's not-to-exceed amount from \$51,276,867 to a not-to-exceed amount of \$53,980,239, an increase of 5.3 percent.

Recommendations

1. Amend the proposed resolution to increase the existing not-to-exceed amount of \$50,799,281, by \$477,586, to \$51,276,867.
2. Approve the proposed resolution, as amended.

MANDATE STATEMENT/BACKGROUND**Mandate Statement**

In accordance with Charter Section 9.118, any contract (a) for more than \$10,000,000, (b) that extends for longer than ten years, or (c) with an amendment of more than \$500,000, is subject to Board of Supervisors approval.

Background

The Laguna Honda Hospital (LHH) Replacement Program is a \$584,946,602 project which provides for the demolition, construction, and renovation of a new LHH. The LHH Replacement Program includes construction of new hospital facilities to accommodate 780 beds, and renovation of existing buildings to be used primarily for administrative and support staff. According to Mr. John Thomas of DPH, Program Manager for the LHH Replacement Program, all major work associated with the Replacement Program (including design services and construction work) will be completed by December, 2012, with final demolition of two wings of the original hospital facility in early 2013.

Following a competitive bid process in July of 2000, the Department of Public Works (DPW) entered into an agreement with Stantec, formerly Anshen & Allen /Stantec Architecture (a Joint Venture) and prior to that Anshen & Allen Architects/Gordon H. Chong & Partners.¹ Under this agreement, Stantec, provides design services throughout the planning, design, bid, construction and post construction phases of the LHH Replacement Program. The original agreement was for the period from November 20, 2000 through November 30, 2010 for an initial not-to-exceed amount of \$2,400,352. According to Mr. Thomas, the initial not-to-exceed amount was not intended to cover the entire design cost of the project. Rather, the original amount was intended only to cover conceptual design, with funding for future design tasks to be awarded through amendments to the original Design Agreement. Based on subsequent amendments, the Design Agreement is currently scheduled to expire on December 31, 2012.

Attachment I provided by Mr. Thomas, shows the original Design Agreement for \$2,400,352 and summarizes the prior 18 modifications, including seven modifications which were subject to Board of Supervisors approval. As shown in Attachment I with the proposed Modification No. 19, the subject Design Agreement's total not to exceed amount would be \$53,980,239.

¹ The original Design Agreement was awarded in 2000 by DPW to Anshen & Allen Architects/Gordon H. Chong & Partners (a Joint Venture). However, in 2007, Gordon H. Chong & Partners was acquired by Stantec Architecture, such that the Design Agreement was subsequently amended in 2007 to reflect the assignment from Anshen & Allen Architects/Gordon H. Chong & Partners (a Joint Venture) to Anshen & Allen Architects/Stantec Architecture (a Joint Venture). Then in November 2010 Stantec Acquired Anshen + Allen.

DETAILS OF PROPOSED LEGISLATION

The proposed resolution would authorize the Director of Public Works (DPW) to execute an amendment, consisting of Modification No. 18 and Modification No. 19, to the Design Agreement with Stantec for the LHH Replacement Program, in order to increase the Design Agreement by \$3,180,958 from a not-to-exceed \$50,799,281 to a not-to-exceed \$53,980,239. The term of the existing agreement will remain unchanged from November 20, 2000 through December 31, 2012.

Mr. Thomas advised that the subject amendment to increase the Design Agreement by \$3,180,958 would fund increased contractor design services costs associated with additional required repair work and additional construction administration, that was unforeseen, but resulted from the poor condition of the existing structures. In addition, Mr. Thomas explains that the poor condition of the existing LHH building has mandated extensive repairs which must be reviewed by OSHPD (Office of Statewide Health Planning and Development), which has also resulted in additional contractor design services costs.

FISCAL IMPACTS

As shown in Attachment I, the proposed resolution would authorize the Director of Public Works to execute an amendment to the Design Agreement for Modification No. 18 in the amount of \$477,586 and Modification No. 19 in the amount of \$2,703,372 for a total increase in the Design Agreement between the DPW and Stantec in the amount of \$3,180,958. However, Mr. Thomas advises that Modification 18 in the amount of \$477,586 was previously executed by DPW in January 2012. Modification 18 for \$477,586 is less than \$500,000, and in accordance City Charter Section 9.118(b), was not subject to Board of Supervisors approval.

Since only Modification No. 19 for an increased amount of \$2,703,372 needs approval of the Board of Supervisors, the proposed resolution should be amended to reflect the correct existing not-to-exceed amount of \$51,276,867 instead of \$50,799,281 in order to account for the previously approved Modification No. 18 in the amount of \$477,586.

Attachment II, provided by Mr. Thomas, identifies the types of design related work to be funded with the proposed increase of \$2,703,372 for Stantec and its subcontractors. The proposed increase for Modification No. 19, in a not-to-exceed amount of \$2,703,372, would increase the existing Design Agreement's not-to-exceed amount from \$51,276,867 to a not-to-exceed amount of \$53,980,239, an increase of 5.3 percent. The total proposed Design Agreement for \$53,980,239 represents 9.2 percent of the total budgeted \$584,946,602 LHH Replacement Program.

As shown in the Table below, the LHH Replacement Program budget remains at \$584,946,602, as previously approved by the Board of Supervisors. The total \$584,946,602 LHH Replacement Program budget is funded with (a) \$322,855,185 of General Obligation Bonds, (b) \$140,992,731 of Tobacco Settlement Revenue (c) \$120,000,000 of Certificates of Participation and (d) \$1,098,686 of grants from the U.S. Health Resources and Services Administration and

the U.S. Department of Housing and Urban Development. As also shown in the Table below, as of May 24, 2012, a total of \$559,364,264 has been expended or encumbered on the LHH Replacement Program, leaving a remaining unexpended, unencumbered balance of \$25,582,338. The proposed Modification 19 to the Design Agreement for \$2,703,372 is included in the remaining costs as shown in the Table below.

Total Budget and Expenditures for the Laguna Honda Hospital Replacement Program
as of May 24, 2012

Total Approved Budget	\$ 584,946,602	
Expenditures to Date	\$535,829,327	
Encumbrances to Date	21,805,271	
Additional Allocations	1,729,666	
Total Expenditures, Encumbrances	\$559,364,264	
Funds Remaining		\$25,582,338
Remaining Costs		
<i>Current Construction Contracts</i>		
Remodel (Remaining scope + Change Orders)	\$6,500,000	
New Building Closeout Change Order	\$3,650,000	
		\$10,150,000
<i>Professional Services</i>		
Staff	\$495,827	
Construction Testing Services	\$85,000	
Stantec (Modification 19)	\$2,703,372	
City Attorney	\$1,000,000	
Permits	\$2,000,000	
		\$6,284,199
<i>Future Construction Contracts</i>		
Abatement	\$1,250,000	
Demolition	\$1,250,000	
Final Site Work	\$6,648,139	
		\$9,148,139
Total		\$25,582,338

In addition to the requested Modification 19 for \$2,703,372, Mr. Thomas stated that an additional amendment may be necessary in the future in order to extend the term of the existing Design Agreement or to provide additional funding, since there have been further delays as a result of additional necessary repairs to the LHH roof deck and floor slabs in the old kitchen and freezer areas. As noted above, the existing Design Agreement will expire December 31, 2012.

POLICY CONSIDERATIONS**City Lawsuit Against Stantec For Design Errors and Omissions**

According to Ms. Louise Simpson of the City Attorney's Office, in December of 2011, the City filed a lawsuit against Stantec for design errors and omissions committed on the Laguna Honda Replacement Project. Ms. Simpson advises that this lawsuit relates primarily to the design for construction of three new LHH buildings, which are now completed and occupied. Ms. Simpson further notes that the proposed Modification 19 to the Design Agreement with Stantec relates to the separate remodel of existing LHH buildings.

RECOMMENDATIONS

1. Amend the proposed resolution to increase the existing not-to-exceed amount of \$50,799,281, by \$477,586, to \$51,276,867.
2. Approve the proposed resolution, as amended.

Mod. #	Amount	Cumulative	Description	Date Modification Approved
	\$2,400,352	\$2,400,352	Original	
1	\$5,199,365	\$7,599,717	Production of schematic design	7/12/2001
2	\$2,400,000	\$9,999,717	Placement of furniture in rooms; modify typical design for resident units; prepare graphic materials for Civic Design Review; additional geotechnical investigations for construction; document changes to address initial review comments.	1/14/2002
3	\$0	\$9,999,717	Time extension only. No cost.	
4	\$13,662,292	\$23,662,009	To complete all basic design services. No additional services.	4/29/2002
5	\$496,704	\$24,158,713	Increases the encumbrance to accommodate additional services. Traffic calming and ADA modifications at Woodside and Idora; landscaping and irrigation replacement at YGC; develop and supervise structural load tests at C-Wing; Greenhouse Hillside geotechnical borings; extension of project policy for construction through 5/2011; additional contour surveys by Towell; study fume dispersion issues; additional geotechnical consulting and test program planning; load monitoring of existing electrical switchboard; survey remodel electrical distribution and design (N) H-bldg. switchboard; temporary engineering shops at G-2 basement; revise roads project docs for relocated gate and tire shredder; dynamic analysis of remodel structural upgrades; pothole for confirmation of utilities north of H-bldg.; preliminary design and RFP/Design-Build Docs for construction trailers; shoring design @ north end of Link Bldg.; additional site features-structural design; modify scale model to indicate final design and mature trees; finish interior renderings + lind perspectives; open space metes and bounds description; sidewalk legislation exhibits for Woodside South Side.	5/27/2003
6	\$7,374,827	\$31,533,540	To accommodate additional services requests and the Construction Phase. Additional geotechnical consulting and test program planning; temporary engineering shops at G-2 basement; additional site features structural design; evaluation of laundry relocation RFP's; revise and improve presentation materials; relocate emergency generator; park/landscape - arborist report; hospital remodel - toilet prototype F3; clinic revisions for Dialysis; Hetch Hetchy metering; East Residence shift south; additional grading design for site retaining walls; revisions at loading docks; revision due to late survey information; hospital remodel - structural engineer consultant; great room at Residents floor; park/landscape - geotechnical late issues; park/landscape - geotechnical CD review; geotechnical consulting; artwork lightning; geotechnical CA utility; structural consulting; additional work for preliminary design and RFP/Design-Build Documents for construction trailers; East entry remodel after hospital decommissioning	12/15/2003
7	\$489,645	\$32,023,185	Provides the architectural design and engineering services needed from the initial planning and design phase through the construction. Temporary parking lot at front lawn; special fire suppression at IT server rooms; activity therapy alterations at resident floors; stairway to Woodside Avenue; toilet modification for ADA grab bars.	9/2/2004
8	\$572,597	\$32,595,782	Locked units and conversion; Division 17 integration of low-voltage systems; floor assembly fire testing; Remodel construction documents and agency review; courtyard redesign for upper floor residents; emergency generator enclosure and flue routing; Increment 1 bidding of additive alternate floors; Increment 2 bidding of additive alternate floors; remodel geotechnical recommendations for soil-nailing.	5/17/2005
9	\$0	\$32,595,782	Adjustment of subcontractor's contract values. No net increase.	
10	\$499,512	\$33,095,294	The State's Office of Healthwide Planning and Development (OSHPD) oversee construction of hospitals. The Architect's contract requires that they provide OSHPD-approved and permitted drawings and specifications. This requirement was met in accordance with the terms of the contract. Because of the unprecedented and unforeseeable bid market conditions, DPW decided to solicit value-engineering proposals from bidding contractors and also to breakup, into smaller packages, the major trade bid packages in order to encourage more competition. The effort resulted in \$4.4M in savings as indicated in the Controller's report. However, the Architect was required to document the revisions to the documents and resubmit them to the State for approval. The cost of the revisions to the documents and re-submittal to the State is included in Modifications 10 and 11 as Additional Service Requests (ASR's) 107, 108 and 109 and represents 75% of the proposed total modification. The remainder of the total proposed modification is for additional services related to planning the procurement of furniture, fixtures and equipment and supporting the ongoing construction work.	9/26/2005
11	\$611,598	\$33,706,892	The State's Office of Healthwide Planning and Development (OSHPD) oversee construction of hospitals. The Architect's contract requires that they provide OSHPD-approved and permitted drawings and specifications. This requirement was met in accordance with the terms of the contract. Because of the unprecedented and unforeseeable bid market conditions, DPW decided to solicit value-engineering proposals from bidding contractors and also to breakup, into smaller packages, the major trade bid packages in order to encourage more competition. The effort resulted in \$4.4M in savings as indicated in the Controller's report. However, the Architect was required to document the revisions to the documents and resubmit them to the State for approval. The cost of the revisions to the documents and re-submittal to the State is included in Modifications 10 and 11 as Additional Service Requests (ASR's) 107, 108 and 109 and represents 75% of the proposed total modification. The remainder of the total proposed modification is for additional services related to planning the procurement of furniture, fixtures and equipment and supporting the ongoing construction work.	10/19/2005
12	\$499,980	\$34,206,872	Additional scope of work assigned to A+A to complete the construction documents for the Remodel of the Existing Building (ASR 110) which represents 57% of Modification No. 12. Additional work as a result of construction change orders (ASRs 128, 132, 133, 136, 137, 139 140, 143) or 22% of the Modification No. 12. Additional services includes anchorage of MEP distribution systems and non-structural components and redesign of Underground Fuel Storage Tanks (UST) due to new code requirements (ASRs 134 and 138).	4/20/2006

Mod. #	Amount	Cumulative	Description	Date Modification Approved
13	\$4,948,303	\$39,155,175	The majority of Modification No. 13 is for additional construction administration services (ASR 100) which account for an extended bidding phase, delay in the start of construction and the escalation in labor costs. It also provides additional field staff not included in the initial proposal. A portion of ASR 100 is reserved for the West Residence Building. Other additional services include anchorage of MEP distribution systems; design utility system schematic drawings; MEP redesign due to substitutions and utilities for the interim loading dock at the existing materials management area. These services represent about 63% of Modification No. 13. About 24% of Modification No. 13 is for atypical services such as the development of a Feasibility Study for Assisted Living, convergent technology project management and LEED documentation services. The remaining services are owner-requested changes, geotechnical services and redesign due to change orders.	2/15/2007
14	\$499,950	\$39,655,125	About 35% of Modification No. 14 is for partial funding for revisions to the Security System (ASR 187). The remainder of the Modification is partial funding additional MEP Staff, Radiology Suites, Structural Revisions due to Contractor errors.	12/24/2007
15	\$4,978,404	\$44,633,529	About 58% of Modification No. 15 is to fund extended construction administration services due to a twelve to fifteen-month delay. Other additional services include redesign of the Connector Building due to the deletion of scope of work for the West Residence Building; Design Assist Program for the Remodel of the Existing Building; and augmentation of architectural staff to expedite answers to RFIs, prepare change orders and to process submittals; owner requested changes and new scope of work.	4/19/2008
16	\$495,572	\$45,129,101	About 45% of this modification is for miscellaneous design revisions to the Remodel of the Existing Hospital and about 35% for Non-structural component anchorage. The remainder of services were for courtyard lighting revisions, woodside ramp landing, anchorage revisions to rooftop mounted mechanical equipment for the Link and the South Residence Buildings.	Not posted.
17	\$5,670,180	\$50,799,281	About 70% of Modification No. 17 is to fund extended construction administration services due construction delays for post occupancy services and for additional architectural, MEP personnel to review and expedite RFIs.	Not posted.
18	\$ 477,586	\$51,276,867	97% of modification 18 was for extended construction administration services.	1/19/2012
19	\$ 2,703,372	\$53,980,239	About 84% of Modification 19 is to fund additional construction administration staff for remodel and new buildings. 15% is for contractually allowed mark-ups. The remaining funds are to remodel the rooftop and freezer slab. Much of the repair and remodel work was unanticipated and the result of the poor condition of the existing buildings.	
Total	\$53,980,239			

Discipline	Firm	Design Services	Construction Services	Cumulative Total	Announcer Modification	Cumulative WBE Amount	%	Cumulative WBE Amount	%
Structural	Forch Energy	\$1,000,428	\$7,167,615.00	\$8,168,043.00	\$100,430	\$8,168,043.00	0.00%	\$8,168,043.00	0.00%
	Turner & Chabot, Inc.	\$10,000	\$1,674,780.00	\$1,784,780.00	\$0	\$1,784,780.00	0.00%	\$1,784,780.00	0.00%
	Bella Structural Engineers (MBE)	\$37,688	\$37,688.00	\$75,376.00	\$0	\$75,376.00	0.00%	\$75,376.00	0.00%
	Avail Structural Engineers (MBE)	\$716,141	\$22,170.00	\$738,311.00	\$0	\$738,311.00	0.00%	\$738,311.00	0.00%
Mechanical	Ore Anup & Partners	\$1,625,170.00	\$1,625,170.00	\$3,250,340.00	\$0	\$3,250,340.00	0.00%	\$3,250,340.00	0.00%
	SJ Engineers (MBE)	\$39,451.96	\$68,043.50	\$107,495.46	\$0	\$107,495.46	0.00%	\$107,495.46	0.00%
	Ore Anup & Partners	\$57,831.00	\$4,421.50	\$62,252.50	\$0	\$62,252.50	0.00%	\$62,252.50	0.00%
	Ref Associates (MBE)	\$5,000	\$5,000.00	\$10,000.00	\$0	\$10,000.00	0.00%	\$10,000.00	0.00%
	Ref Associates (MBE)	\$5,000	\$5,000.00	\$10,000.00	\$0	\$10,000.00	0.00%	\$10,000.00	0.00%
	Game Burton Associates	\$18,000.00	\$18,000.00	\$36,000.00	\$0	\$36,000.00	0.00%	\$36,000.00	0.00%
	Kaufman-Hill	\$10,000.00	\$10,000.00	\$20,000.00	\$0	\$20,000.00	0.00%	\$20,000.00	0.00%
Medical Equip	David Gianola	\$319,259.00	\$76,320.00	\$395,579.00	\$0	\$395,579.00	0.00%	\$395,579.00	0.00%
Food Service	Chil Life International	\$49,771.00	\$0.00	\$49,771.00	\$0	\$49,771.00	0.00%	\$49,771.00	0.00%
Laundry Design	Chil Life International	\$6,000.00	\$4,670.00	\$10,670.00	\$0	\$10,670.00	0.00%	\$10,670.00	0.00%
	Chen & Associates (MBE)	\$4,000.00	\$0.00	\$4,000.00	\$0	\$4,000.00	0.00%	\$4,000.00	0.00%
	Chil Life International	\$2,000.00	\$0.00	\$2,000.00	\$0	\$2,000.00	0.00%	\$2,000.00	0.00%
	Palmer Medical (MBE)	\$4,000.00	\$0.00	\$4,000.00	\$0	\$4,000.00	0.00%	\$4,000.00	0.00%
Cost & VE	Hanescomb Associates	\$4,482.00	\$0.00	\$4,482.00	\$0	\$4,482.00	0.00%	\$4,482.00	0.00%
	Palmer Medical (MBE)	\$4,482.00	\$0.00	\$8,964.00	\$0	\$8,964.00	0.00%	\$8,964.00	0.00%
	M Lee Corporation (MBE)	\$16,000.00	\$16,000.00	\$32,000.00	\$0	\$32,000.00	0.00%	\$32,000.00	0.00%
Telemedicine	UC Davis Telehealth	\$24,150.00	\$0.00	\$24,150.00	\$0	\$24,150.00	0.00%	\$24,150.00	0.00%
Materials Mgmt.	Larch Bates	\$35,162.00	\$2,000.00	\$37,162.00	\$0	\$37,162.00	0.00%	\$37,162.00	0.00%
	Materials Solutions (Jane Weaver)	\$15,000.00	\$0.00	\$15,000.00	\$0	\$15,000.00	0.00%	\$15,000.00	0.00%
Elevators	Chambers Shiller	\$5,729.00	\$16,916.00	\$22,645.00	\$0	\$22,645.00	0.00%	\$22,645.00	0.00%
Apposities	URS	\$139,310.00	\$5,222.50	\$144,532.50	\$0	\$144,532.50	0.00%	\$144,532.50	0.00%
Geotechnical	URS	\$139,310.00	\$5,222.50	\$144,532.50	\$0	\$144,532.50	0.00%	\$144,532.50	0.00%
Civil Eng	Robert Y. Chew Geotechnical, Inc (MBE)	\$165,393.00	\$10,722.00	\$176,115.00	\$0	\$176,115.00	0.00%	\$176,115.00	0.00%
Pool Consult	AECOM formerly Oliva Chen Engineers	\$948,135.00	\$48,200.00	\$996,335.00	\$0	\$996,335.00	0.00%	\$996,335.00	0.00%
Landscap Arch	Aquatic Design Group	\$20,250.00	\$13,450.00	\$33,700.00	\$0	\$33,700.00	0.00%	\$33,700.00	0.00%
Illustrate	Cheryl Barton (MBE)	\$697,817.00	\$254,220.00	\$952,037.00	\$0	\$952,037.00	0.00%	\$952,037.00	0.00%
Windows	Cherido Diaz Agency Designs, Inc (MBE)	\$18,971.00	\$9,800.00	\$28,771.00	\$0	\$28,771.00	0.00%	\$28,771.00	0.00%
	Ref Associates (MBE)	\$12,000.00	\$0.00	\$12,000.00	\$0	\$12,000.00	0.00%	\$12,000.00	0.00%
	Ref Associates (MBE)	\$2,000.00	\$0.00	\$2,000.00	\$0	\$2,000.00	0.00%	\$2,000.00	0.00%
	Ref Associates (MBE)	\$2,000.00	\$0.00	\$2,000.00	\$0	\$2,000.00	0.00%	\$2,000.00	0.00%
	Ref Associates (MBE)	\$2,000.00	\$0.00	\$2,000.00	\$0	\$2,000.00	0.00%	\$2,000.00	0.00%
	Ref Associates (MBE)	\$2,000.00	\$0.00	\$2,000.00	\$0	\$2,000.00	0.00%	\$2,000.00	0.00%
Lighting	Anshen + Allen Interiors	\$5,103.00	\$0.00	\$5,103.00	\$0	\$5,103.00	0.00%	\$5,103.00	0.00%
Shadow	J.S. Nolan Lighting (MBE)	\$712.00	\$0.00	\$712.00	\$0	\$712.00	0.00%	\$712.00	0.00%
Telecom & IT	Lebagge Daylight	\$1,033.00	\$0.00	\$1,033.00	\$0	\$1,033.00	0.00%	\$1,033.00	0.00%
Telecom & IT	K C Future Planning, Inc	\$24,100.00	\$0.00	\$24,100.00	\$0	\$24,100.00	0.00%	\$24,100.00	0.00%
	AECOM Design, formerly KOPRains V	\$24,100.00	\$0.00	\$48,200.00	\$0	\$48,200.00	0.00%	\$48,200.00	0.00%
	AECOM Design, formerly KOPRains V	\$24,100.00	\$0.00	\$72,300.00	\$0	\$72,300.00	0.00%	\$72,300.00	0.00%
	Village Technology, formerly ARUP	\$24,100.00	\$0.00	\$96,400.00	\$0	\$96,400.00	0.00%	\$96,400.00	0.00%
Security	Glennbeck	\$27,481.00	\$0.00	\$27,481.00	\$0	\$27,481.00	0.00%	\$27,481.00	0.00%
Graphics	Kate Keating Associates (MBE)	\$27,481.00	\$0.00	\$54,962.00	\$0	\$54,962.00	0.00%	\$54,962.00	0.00%
Historical	Page & Turnbull	\$22,413.00	\$13,622.00	\$36,035.00	\$0	\$36,035.00	0.00%	\$36,035.00	0.00%
Traffic & Pkg	CRS Consulting	\$98,910.00	\$0.00	\$98,910.00	\$0	\$98,910.00	0.00%	\$98,910.00	0.00%
Renovation	Marino Liu & Associates (MBE)	\$81,910.00	\$0.00	\$163,820.00	\$0	\$163,820.00	0.00%	\$163,820.00	0.00%
Models	Thomas Prosek	\$15,530.00	\$0.00	\$15,530.00	\$0	\$15,530.00	0.00%	\$15,530.00	0.00%
Financial Planning	Prosek, Inc.	\$15,530.00	\$0.00	\$31,060.00	\$0	\$31,060.00	0.00%	\$31,060.00	0.00%
Expenses	Prosek, Inc.	\$15,530.00	\$0.00	\$46,590.00	\$0	\$46,590.00	0.00%	\$46,590.00	0.00%
Architecture	Anshen + Allen Architects	\$1,028,729.00	\$102,872.90	\$1,131,601.90	\$200,497.65	\$1,332,099.55	0.11%	\$1,332,099.55	0.11%
	Sanjeev Architecture, Inc.	\$2,739,429.00	\$5,105,722.00	\$7,845,151.00	\$200,497.65	\$8,045,648.65	0.12%	\$8,045,648.65	0.12%
	Teating Architecture (MBE)	\$22,516.00	\$0.00	\$22,516.00	\$0	\$22,516.00	0.00%	\$22,516.00	0.00%
	Powell & Partners (MBE)	\$469,122.00	\$280,240.00	\$749,362.00	\$0	\$749,362.00	0.00%	\$749,362.00	0.00%
	Adamantine Architects (MBE)	\$50,319.00	\$0.00	\$50,319.00	\$0	\$50,319.00	0.00%	\$50,319.00	0.00%
	Avia Ulmer-Greest Architects (MBE)	\$118,181.00	\$297,500.00	\$415,681.00	\$0	\$415,681.00	0.00%	\$415,681.00	0.00%
	Van Der Ryn Architects	\$44,255.00	\$0.00	\$88,510.00	\$0	\$88,510.00	0.00%	\$88,510.00	0.00%
	Leibrock & National Academy Council	\$107,000.00	\$0.00	\$214,000.00	\$0	\$214,000.00	0.00%	\$214,000.00	0.00%
Reproduction	Radius Services	\$11,000.00	\$67,840.00	\$78,840.00	\$0	\$78,840.00	0.00%	\$78,840.00	0.00%
Allowances	Radius Services	\$11,000.00	\$67,840.00	\$78,840.00	\$0	\$78,840.00	0.00%	\$78,840.00	0.00%
	Graphic Design, Architect	\$11,000.00	\$67,840.00	\$78,840.00	\$0	\$78,840.00	0.00%	\$78,840.00	0.00%
	Graphic Design, Architect	\$11,000.00	\$67,840.00	\$78,840.00	\$0	\$78,840.00	0.00%	\$78,840.00	0.00%
	National Resources Center for the NCCO	\$11,000.00	\$67,840.00	\$78,840.00	\$0	\$78,840.00	0.00%	\$78,840.00	0.00%
	Richard Graves WP Consultant LLC	\$11,000.00	\$67,840.00	\$78,840.00	\$0	\$78,840.00	0.00%	\$78,840.00	0.00%
	Senior Game Solutions LLC	\$11,000.00	\$67,840.00	\$78,840.00	\$0	\$78,840.00	0.00%	\$78,840.00	0.00%
	Unid Cohen	\$11,000.00	\$67,840.00	\$78,840.00	\$0	\$78,840.00	0.00%	\$78,840.00	0.00%
	Roy C. Leggett, II	\$11,000.00	\$67,840.00	\$78,840.00	\$0	\$78,840.00	0.00%	\$78,840.00	0.00%
	V.A. Cason Consulting	\$11,000.00	\$67,840.00	\$78,840.00	\$0	\$78,840.00	0.00%	\$78,840.00	0.00%
	Rowan Williams Davies & Irwin, Inc.	\$11,000.00	\$67,840.00	\$78,840.00	\$0	\$78,840.00	0.00%	\$78,840.00	0.00%
	Subtronic Corporation	\$11,000.00	\$67,840.00	\$78,840.00	\$0	\$78,840.00	0.00%	\$78,840.00	0.00%
	Unaseo, Inc.	\$11,000.00	\$67,840.00	\$78,840.00	\$0	\$78,840.00	0.00%	\$78,840.00	0.00%
	TOTAL COST	\$4,717,492.00	\$33,922,331.00	\$38,639,823.00	\$12,033,371.00	\$50,673,194.00	0.13%	\$50,673,194.00	0.13%

MODIFICATION NO. 19 TO THE EXECUTIVE ARCHITECT AGREEMENT

between

THE CITY & COUNTY OF SAN FRANCISCO

and

STANTEC ARCHITECTURE INC

Contract No. ENAT01000007/ ENAT08000018/ ENAT12000004

to furnish

ARCHITECTURAL AND ENGINEERING DESIGN

and

CONSTRUCTION ADMINISTRATION SERVICES

for the

LAGUNA HONDA HOSPITAL REPLACEMENT PROGRAM

**City and County of San Francisco
Purchasing Department
City Hall, Room 430
1 Dr. Carlton B. Goodlett Place
San Francisco, California 94102-4685**

MODIFICATION NO. 19 TO THE AGREEMENT

Between the City and County of San Francisco and
STANTEC ARCHITECTURE INC ("SAI")

The City and County of San Francisco and Stantec Architecture Inc have entered into an Agreement dated November 20, 2000. This Modification to the Agreement ("Modification No. 19") is dated March 5, 2012 in the City and County of San Francisco, State of California, by and between the City and County of San Francisco (the "City"), a municipal corporation acting through its Department of Public Works ("Department") and Stantec Architecture Inc (the "Architect").

On or around December 12, 2011, the City and County of San Francisco filed suit against Stantec Architecture, Inc. and its predecessors ("Architect") to the Executive Architect Agreement for the Laguna Honda Hospital Replacement Program (SF Sup. Ct. Case No. CGC-11-516530), claiming damages arising from Architect's breach of contract and professional negligence and Architect's obligation to indemnify the City for related losses. Under Sections 3.3.2(6) and 4.1.5(6) of the Architect Agreement, Architect is not entitled to compensation for changes to the Contract Documents arising from Architect's errors, conflicts or omissions. In addition, under Section 1.3(c) of the Architect Agreement, Architect is to provide construction administration services through the actual completion of construction at no additional charge, where the construction was delayed beyond the scheduled completion date due to Architect's fault. The City disputes Architect's entitlement to some or all of the monies reflected in this Modification No. 19 to the Architect Agreement and reserves all of its rights against Architect, including but not limited to, its right to seek reimbursement or refund of any monies paid pursuant to this Modification or to recover any such monies as an item of loss or damage.

WHEREAS, the parties intend to increase the Architect's Basic Services for the Design Phase and Construction Phase by \$2,703,372; and,

WHEREAS, the parties intend to modify Section 4.1.5 Payment Schedule to reflect the fee increase for Design Phase and Construction Phase; and,

WHEREAS, the parties intend to revise and replace, Attachment 1 – Contract Modification Matrix and Attachment 2 – Additional Service Requests.

NOW, THEREFORE, the City and the Architect agree to as follows:

A. Change Section 4.1.1, Basic Services, subsections (2), (3) and (4) as follows:

From:

"4.1.1. BASIC SERVICES

- (2) For all of the Architect's Basic Services for the Construction Phases (Article 3.3.), as described above, the Architect shall be paid a Fee not to exceed **\$24,199,365** which shall include all sub-consultant fees and direct expenses normal to the Project including

all phone calls, faxes, in-house and sub-consultant coordination, presentation, printing and reproductions-required by this Agreement. These services are not part of this Agreement, and at the City's option, will be authorized by a Modification.

- (3) The amount of Fee for the complete Basic Services of the Design Phases and Construction Phases shall not exceed **\$51,276,867**.
- (4) The Fee amount of **\$27,077,502** for Design and the Fee of **\$24,199,365** for Construction Services is hereby authorized."

To:

"4.1.1. BASIC SERVICES

- (2) For all of the Architect's Basic Services for the Construction Phases (Article 3.3.), as described above, the Architect shall be paid a Fee not to exceed **\$27,077,502** which shall include all sub-consultant fees and direct expenses normal to the Project including all phone calls, faxes, in-house and sub-consultant coordination, presentation, printing and reproductions-required by this Agreement. These services are not part of this Agreement, and at the City's option, will be authorized by a Modification.
- (3) The amount of Fee for the complete Basic Services of the Design Phases and Construction Phases shall not exceed **\$53,980,239**.
- (4) The Fee amount of **\$27,077,502** for Design and the Fee of **\$26,902,737** for Construction Services is hereby authorized."

B. Change Section 4.1.5, Payment Schedule, subsections (1) as follows:

From:

"4.1.5. PAYMENT SCHEDULE

- (1) The Architect will submit monthly invoices for Basic Services, including Construction Phase Services where applicable, with lump sum fees to be charged on a percentage of completion for each phase subject to the cumulative maximum per phase as noted in the Payment schedule below. The Payment Schedule represents cumulative percentages of the full not to exceed fee of **\$51,276,867** to the amount of work actually performed in that phase as determined by the City."

To:

"4.1.5. PAYMENT SCHEDULE

- (1) The Architect will submit monthly invoices for Basic Services, including Construction Phase Services where applicable, with lump sum fees to be charged on a percentage of completion for each phase subject to the cumulative maximum per phase as noted in the Payment schedule below. The Payment Schedule represents cumulative percentages of the full not to exceed fee of **\$53,980,239** to the amount of work actually performed in that phase as determined by the City."

C. Revise and replace Attachment 1 – Contract Modification Matrix and Attachment 2 – Additional Service Requests to reflect this Contract Modification.

IN WITNESS WHEREOF, the parties hereto have executed this Modification No. 19 to the Agreement on the day first mentioned above.

ARCHITECT



Authorized Signature


Ann K. Killeen, AIA, NCARB, LEED AP
Senior Principal of Stantec
Printed Name and Title

Stantec Architecture Inc
901 Market Street,
San Francisco, CA 94103
Company Name

(415) 882-9500
Area Code Phone Number

[262255018-01] 56-222-0906
Federal Employer Number

CITY



Signature for Department

John Thomas, P.E. Program Manager.
Laguna Honda Hospital
Replacement Program
Printed Name

Approved as to Form:
Dennis J. Herrera
City Attorney

By: _____
Ron Flynn
Deputy City Attorney

Approved:

Edgar A. Lopez AIA
Bureau Manager
Department of Public Works

Approved:

Fuad S. Sweiss
City Engineer and Deputy Director for
Engineering

Mohammed Nuru
Director of Public Works

Naomi Kelly
City Administrator

Attachments:

- Attachment 1 – Contract Modification Matrix
- Attachment 2 – Additional Service Requests

**STANTEC ARCHITECTURE INC
LAGUNA HONDA HOSPITAL REPLACEMENT PROGRAM ARCHITECT**

**Attachment 1
Contract Modification Matrix**

ATTACHMENT I
Stantec Architecture, Inc
 Amendment to the Design Agreement
 ENAT12000004

Discipline	Firm	Modification No. 7			Modification No. 8			Modification No. 9**			
		Design Services	Construction Services	Cumulative Total	Design Services	Construction Services	Cumulative Total	Design Services	Construction Services	Cumulative Total	
		Amount of Modification	Amount of Modification	Amount of Modification	Amount of Modification	Amount of Modification	Amount of Modification	Amount of Modification	Amount of Modification	Amount of Modification	
Structural	Fornell-Ebesser	\$781,834	\$247,847	\$1,029,681	\$12,100	\$247,847	\$1,086,181	\$56,500	\$247,847	\$1,159,958	\$37,777
	Rutherford & Chelone, Inc	\$926,893	\$204,718	\$1,128,601	\$15,100	\$204,718	\$1,174,509	\$45,005	\$204,718	\$1,173,356	\$98,849
	Redo Vermont Structural Eng. (MBE)	\$410,710	\$229,607	\$659,317	\$12,600	\$229,607	\$659,317	\$0	\$229,607	\$659,317	\$283,831
Mechanical	Quest Structural Engineers (MBE)	\$450,671	\$129,683	\$580,354	\$15,000	\$129,683	\$595,354	\$0	\$129,683	\$595,354	\$118,970
	SI Engineers & Architects (MBE)	\$1,478,644	\$409,442	\$1,888,086	\$17,000	\$409,442	\$1,929,689	\$129,689	\$409,442	\$2,012,637	\$41,917
	SI Engineers & Architects (MBE)	\$183,956	\$105,945	\$289,901	\$24,767	\$105,945	\$304,668	\$19,108	\$105,945	\$323,773	\$13,713
Electrical	Ove Arup & Partners	\$663,929	\$49,921	\$713,850	\$1,650	\$49,921	\$725,371	\$3,000	\$49,921	\$734,292	\$8,474
	FW & Associates (MBE)	\$18,200	\$0	\$18,200	\$0	\$0	\$18,200	\$0	\$0	\$18,200	\$0
Code Consult	Gene Bunton & Associates	\$225,180	\$0	\$225,180	\$0	\$0	\$225,180	\$0	\$0	\$225,180	\$0
Medical Equip	John Jameson Associates	\$73,108	\$0	\$73,108	\$0	\$0	\$73,108	\$0	\$0	\$73,108	\$0
Hospital Equip	Kaufman-Hall	\$333,805	\$48,330	\$382,135	\$0	\$48,330	\$382,135	\$0	\$48,330	\$382,135	\$0
Food Service	Chil Little International	\$84,522	\$0	\$84,522	\$0	\$0	\$84,522	\$0	\$0	\$84,522	\$0
Laundry Design	David Gianicola	\$0	\$0	\$0	\$0	\$0	\$0	\$0	\$0	\$0	\$0
	Chil Little International	\$6,300	\$0	\$6,300	\$0	\$0	\$6,300	\$0	\$0	\$6,300	\$0
	James & Associates (MBE)	\$0	\$0	\$0	\$0	\$0	\$0	\$0	\$0	\$0	\$0
	O & Y Equipment	\$584,640	\$18,000	\$602,640	\$10,500	\$18,000	\$620,640	\$2,000	\$18,000	\$640,640	\$18,800
Cost & VE	Hennrich Co. (MBE)	\$283,780	\$0	\$283,780	\$0	\$0	\$283,780	\$0	\$0	\$283,780	\$0
	M Lee Corporation (MBE)	\$0	\$0	\$0	\$0	\$0	\$0	\$0	\$0	\$0	\$0
Telemedicine	UC Davis TeleHealth	\$41,000	\$0	\$41,000	\$0	\$0	\$41,000	\$0	\$0	\$41,000	\$0
Materials Mgmt	Lorch Bates	\$15,018	\$23,928	\$38,946	\$0	\$23,928	\$38,946	\$1,000	\$23,928	\$42,874	\$1,932
Elevators	Lorch Bates	\$49,572	\$15,018	\$64,590	\$0	\$15,018	\$64,590	\$0	\$15,018	\$64,590	\$0
Acoustics	Charles Sailer	\$23,528	\$0	\$23,528	\$0	\$0	\$23,528	\$0	\$0	\$23,528	\$0
Surveying	Tovill	\$136,980	\$0	\$136,980	\$0	\$0	\$136,980	\$0	\$0	\$136,980	\$0
Geotechnical	Robert Y Chew Geotechnical, Inc (MBE)	\$281,050	\$57,842	\$338,892	\$34,005	\$57,842	\$396,734	\$14,500	\$57,842	\$429,076	\$9,257
Civil Eng	ALCOM Design Group	\$131,644	\$288,682	\$420,326	\$0	\$288,682	\$420,326	\$0	\$288,682	\$420,326	\$0
Pool Consult	Aquatic Design Group	\$34,650	\$1,779,701	\$1,814,351	\$25,000	\$1,779,701	\$1,824,351	\$4,000	\$1,779,701	\$1,832,351	\$4,571
Interior Arch	Chil Little International	\$73,725	\$725,280	\$799,005	\$30,740	\$725,280	\$799,005	\$3,450	\$725,280	\$802,455	\$3,725
Interiors	Chil Little International	\$65,440	\$74,492	\$139,932	\$0	\$74,492	\$139,932	\$0	\$74,492	\$139,932	\$0
	Ka-Yee Woo Associates (MBE)	\$186,010	\$75,735	\$261,745	\$21,432	\$75,735	\$261,745	\$0	\$75,735	\$261,745	\$0
	Ferguson Architecture (MBE)	\$25,000	\$0	\$25,000	\$0	\$0	\$25,000	\$0	\$0	\$25,000	\$0
	Isong Architecture (MBE)	\$341,789	\$129,202	\$470,991	\$0	\$129,202	\$470,991	\$0	\$129,202	\$470,991	\$0
Lighting	U.S. Nolan Lighting (MBE)	\$42,065	\$14,070	\$56,135	\$760	\$14,070	\$56,135	\$0	\$14,070	\$56,135	\$0
Shadows	Leberge Daylight	\$0	\$0	\$0	\$0	\$0	\$0	\$0	\$0	\$0	\$0
Telecom & IT	KC Future Planning, Inc	\$135,019	\$143,729	\$278,748	\$0	\$143,729	\$278,748	\$0	\$143,729	\$278,748	\$0
Telecom & IT	TEECOM Design, formerly KGF/Lure (WBE)	\$29,489	\$28,488	\$57,977	\$0	\$28,488	\$57,977	\$0	\$28,488	\$57,977	\$0
Security	Vantage Technology, formerly ARUP	\$100,647	\$0	\$100,647	\$0	\$0	\$100,647	\$0	\$0	\$100,647	\$0
Graphics	Phase & Partners (MBE)	\$145,952	\$202,389	\$348,341	\$2,000	\$202,389	\$348,341	\$0	\$202,389	\$348,341	\$0
Historical	CHS Consulting	\$70,400	\$0	\$70,400	\$0	\$0	\$70,400	\$0	\$0	\$70,400	\$0
Trails & Pk	Marbus Liu & Associates (MBE)	\$23,135	\$0	\$23,135	\$0	\$0	\$23,135	\$0	\$0	\$23,135	\$0
Renditions	Thomas Prosek	\$40,748	\$0	\$40,748	\$0	\$0	\$40,748	\$0	\$0	\$40,748	\$0
Microele	Relio, Inc.	\$0	\$0	\$0	\$0	\$0	\$0	\$0	\$0	\$0	\$0
Financial Planning	HFS Consulting	\$1,408,319	\$320,385	\$1,728,704	\$0	\$320,385	\$1,728,704	\$0	\$320,385	\$1,728,704	\$0
Expenses	Anshen + Allen Architects	\$6,866,880	\$2,329,845	\$9,196,725	\$146,424	\$2,329,845	\$9,293,274	\$103,451	\$2,329,845	\$9,396,725	\$49,091
Architectre	Stantec Architecture, Inc.	\$2,581,207	\$453,688	\$3,034,895	\$49,475	\$453,688	\$3,084,373	\$34,484	\$453,688	\$3,130,061	\$23,001
	Trang Architecture (WBE)	\$939,891	\$0	\$939,891	\$0	\$0	\$939,891	\$0	\$0	\$939,891	\$0
	Powell & Partners (MBE)	\$300,015	\$0	\$300,015	\$0	\$0	\$300,015	\$0	\$0	\$300,015	\$0
	Kosmanoff Architects (MBE)	\$249,622	\$0	\$249,622	\$0	\$0	\$249,622	\$0	\$0	\$249,622	\$0
	Aviva Linne-Clear Architect (WBE)	\$500,370	\$0	\$500,370	\$0	\$0	\$500,370	\$0	\$0	\$500,370	\$0
	Van Der Rhyn Architects	\$116,334	\$20,750	\$137,084	\$0	\$20,750	\$137,084	\$0	\$20,750	\$137,084	\$0
Reproduction	Leibnork & National Advisory Council	\$72,000	\$0	\$72,000	\$0	\$0	\$72,000	\$0	\$0	\$72,000	\$0
Allowance	Elle (WBE)	\$100,000	\$0	\$100,000	\$0	\$0	\$100,000	\$0	\$0	\$100,000	\$0
	Misc Consultants	\$17,744	\$0	\$17,744	\$300	\$17,744	\$17,744	\$0	\$17,744	\$17,744	\$0
	Radius Services	\$0	\$0	\$0	\$0	\$0	\$0	\$0	\$0	\$0	\$0
	George Tidemann, Architect	\$0	\$0	\$0	\$0	\$0	\$0	\$0	\$0	\$0	\$0
	Guynes Design Inc	\$0	\$0	\$0	\$0	\$0	\$0	\$0	\$0	\$0	\$0
	National Resources Center for the NCCC	\$0	\$0	\$0	\$0	\$0	\$0	\$0	\$0	\$0	\$0
	Richard Greves VIP Consultant LLC	\$0	\$0	\$0	\$0	\$0	\$0	\$0	\$0	\$0	\$0
	Trang Architecture (WBE)	\$0	\$0	\$0	\$0	\$0	\$0	\$0	\$0	\$0	\$0
	Trang Consulting Inc	\$0	\$0	\$0	\$0	\$0	\$0	\$0	\$0	\$0	\$0
	Ursat Cohen	\$0	\$0	\$0	\$0	\$0	\$0	\$0	\$0	\$0	\$0
	Roy C. Legault, II	\$11,100	\$0	\$11,100	\$0	\$0	\$11,100	\$0	\$0	\$11,100	\$0
	Larry L. Louison Consulting	\$0	\$0	\$0	\$0	\$0	\$0	\$0	\$0	\$0	\$0
	V & A Consulting Engineers, Inc.	\$16,800	\$0	\$16,800	\$0	\$0	\$16,800	\$0	\$0	\$16,800	\$0
	Rowan Williams Davies & Irwin Inc.	\$1,155	\$0	\$1,155	\$0	\$0	\$1,155	\$0	\$0	\$1,155	\$0
	Subronic Corporation	\$10,640	\$0	\$10,640	\$10,640	\$10,640	\$10,640	\$0	\$10,640	\$10,640	\$0
	Lifescan, Inc.	\$25,389,050	\$6,634,135	\$32,023,185	\$489,645	\$6,634,135	\$32,592,825	\$572,897	\$6,634,135	\$33,265,722	\$0
	TOTAL COST										

**Modification No. 9 - City's contract aligned the A-VAGHCP's subconsultant fees. No monetary increase.

ATTACHMENT 1
Stantec Architecture Inc
 Amendment to the Design Agreement
 ENAT12000004

Discipline	Firm	Modification No. 10			Modification No. 11			Modification No. 12		
		Design Services	Construction Services	Cumulative Total	Design Services	Construction Services	Cumulative Total	Design Services	Construction Services	Cumulative Total
		Amount of Modification	Amount of Modification	Amount of Modification	Amount of Modification	Amount of Modification	Amount of Modification	Amount of Modification	Amount of Modification	Amount of Modification
Structural	Forell-Ebesser	\$942,202	\$247,847.00	\$1,190,049	\$36,091	\$1,088,443	\$1,226,239	\$1,008,443	\$2,234,682	\$19,620
	Rutherford & Chelone, Inc.	\$1,055,919	\$204,718.00	\$1,260,637	\$64,263	\$1,206,374	\$1,301,920	\$1,100,202	\$2,408,172	\$19,620
	Bello Venturi Structural Eng. (MBE)	\$192,879	\$226,607	\$419,486	\$0	\$419,486	\$419,486	\$222,879	\$642,365	\$19,620
	Anstett Structural Engineers (MBE)	\$715,141	\$128,683	\$843,824	\$0	\$843,824	\$843,824	\$715,141	\$1,558,965	\$19,620
Mechanical	Org Amp & Partners	\$1,603,195	\$409,442	\$2,012,637	\$0	\$2,012,637	\$2,012,637	\$1,603,195	\$3,615,832	\$19,620
	So Engineers (MBE)	\$924,757	\$1,078,927	\$2,003,684	\$16,824	\$1,986,860	\$2,003,684	\$1,986,860	\$3,990,544	\$19,620
	SW Engineers (MBE)	\$226,386	\$228,592	\$454,978	\$35,945	\$420,033	\$454,978	\$420,033	\$874,011	\$19,620
	EW & Associates (MBE)	\$15,000	\$15,000	\$30,000	\$10,911	\$19,089	\$29,999	\$19,089	\$49,088	\$19,620
	RF Jensen & Associates	\$143,631	\$0	\$143,631	\$0	\$143,631	\$143,631	\$143,631	\$287,262	\$19,620
	Gene Burton Associates	\$317,629	\$70,602	\$388,231	\$0	\$388,231	\$388,231	\$317,629	\$706,860	\$19,620
	Kaulman-Hall	\$49,771	\$0	\$49,771	\$0	\$49,771	\$49,771	\$49,771	\$99,542	\$19,620
	Ciri Lillie International	\$317,629	\$49,771	\$367,400	\$0	\$367,400	\$367,400	\$317,629	\$685,029	\$19,620
	David Glancorle	\$5,600	\$0	\$5,600	\$0	\$5,600	\$5,600	\$5,600	\$11,200	\$19,620
	Chil. Lite International	\$5,600	\$0	\$5,600	\$0	\$5,600	\$5,600	\$5,600	\$11,200	\$19,620
	Jensen & Associates (MBE)	\$4,800	\$4,800	\$9,600	\$0	\$9,600	\$9,600	\$4,800	\$14,400	\$19,620
	C & W Equipment	\$4,452	\$0	\$4,452	\$0	\$4,452	\$4,452	\$4,452	\$8,904	\$19,620
	Palatin Minor Cos. (MBE)	\$1,500	\$0	\$1,500	\$0	\$1,500	\$1,500	\$1,500	\$3,000	\$19,620
	Hanscom Associates	\$441,250	\$0	\$441,250	\$0	\$441,250	\$441,250	\$441,250	\$882,500	\$19,620
	Telemedicine (MBE)	\$264,120	\$0	\$264,120	\$0	\$264,120	\$264,120	\$264,120	\$528,240	\$19,620
	Materials Mgmt	\$15,000	\$0	\$15,000	\$0	\$15,000	\$15,000	\$15,000	\$30,000	\$19,620
	Lerch Bates	\$35,762	\$0	\$35,762	\$0	\$35,762	\$35,762	\$35,762	\$71,524	\$19,620
	Materials Solutions (Lane Beaver)	\$50,742	\$15,918	\$66,660	\$0	\$66,660	\$66,660	\$50,742	\$117,402	\$19,620
	Lerch Bates	\$34,832	\$0	\$34,832	\$0	\$34,832	\$34,832	\$34,832	\$69,664	\$19,620
	Surveying	\$286,413	\$139,316	\$425,729	\$0	\$425,729	\$425,729	\$286,413	\$712,142	\$19,620
	URS	\$286,413	\$139,316	\$425,729	\$0	\$425,729	\$425,729	\$286,413	\$712,142	\$19,620
	Robert Y. Chew Geotechnical, Inc (MBE)	\$57,842	\$0	\$57,842	\$0	\$57,842	\$57,842	\$57,842	\$115,684	\$19,620
	ALCOM formerly Olivia Chen Engineering (MBE)	\$140,982	\$286,682	\$427,664	\$0	\$427,664	\$427,664	\$140,982	\$568,646	\$19,620
	Lead Const	\$945,538	\$233,836	\$1,179,374	\$0	\$1,179,374	\$1,179,374	\$945,538	\$2,124,912	\$19,620
	Lead Const	\$20,250	\$3,450	\$23,700	\$0	\$23,700	\$23,700	\$20,250	\$43,950	\$19,620
	Chicago Design Group	\$52,497	\$144,955	\$197,452	\$0	\$197,452	\$197,452	\$52,497	\$250,949	\$19,620
	Interiors	\$610,371	\$75,735	\$686,106	\$54,777	\$631,329	\$740,106	\$686,106	\$1,426,235	\$19,620
	Chi-Yee Woo Associates (MBE)	\$120,882	\$0	\$120,882	\$0	\$120,882	\$120,882	\$120,882	\$241,764	\$19,620
	Fougeron Architecture (MBE)	\$2,600	\$0	\$2,600	\$0	\$2,600	\$2,600	\$2,600	\$5,200	\$19,620
	Anshen + Allen Interiors	\$436,614	\$120,202	\$556,816	\$0	\$556,816	\$556,816	\$436,614	\$993,430	\$19,620
	J.S. Nolan Lighting (MBE)	\$66,103	\$14,070	\$80,173	\$0	\$80,173	\$80,173	\$66,103	\$146,276	\$19,620
	LeBarge Daylight	\$7,310	\$0	\$7,310	\$0	\$7,310	\$7,310	\$7,310	\$14,620	\$19,620
	KC Future Planning, Inc	\$121,638	\$0	\$121,638	\$0	\$121,638	\$121,638	\$121,638	\$243,276	\$19,620
	TEECOM Design, formerly KCFuture (MBE)	\$233,635	\$143,729	\$377,364	\$7,484	\$370,880	\$378,364	\$233,635	\$608,000	\$19,620
	Arup Communications	\$29,488	\$0	\$29,488	\$0	\$29,488	\$29,488	\$29,488	\$58,976	\$19,620
	Vanage-Technoc	\$249,099	\$247,253	\$496,352	\$6,600	\$489,752	\$496,352	\$249,099	\$745,451	\$19,620
	Stovall Architects (MBE)	\$146,445	\$121,670	\$268,115	\$7,105	\$261,010	\$268,115	\$146,445	\$414,560	\$19,620
	Peris + Associates (MBE)	\$222,673	\$271,460	\$494,133	\$0	\$494,133	\$494,133	\$222,673	\$716,806	\$19,620
	CHS Consulting	\$59,810	\$0	\$59,810	\$0	\$59,810	\$59,810	\$59,810	\$119,620	\$19,620
	Markus Liu & Associates (MBE)	\$12,415	\$0	\$12,415	\$0	\$12,415	\$12,415	\$12,415	\$24,830	\$19,620
	Thomas Prosek	\$13,620	\$0	\$13,620	\$0	\$13,620	\$13,620	\$13,620	\$27,240	\$19,620
	Relio, Inc.	\$41,297	\$0	\$41,297	\$0	\$41,297	\$41,297	\$41,297	\$82,594	\$19,620
	FFS Consulting	\$1,415,943	\$320,385	\$1,736,328	\$23,947	\$1,712,381	\$1,736,328	\$1,415,943	\$3,152,271	\$19,620
Architecture	Anshen + Allen Architects	\$7,177,235	\$2,329,845	\$9,507,080	\$167,713	\$9,339,367	\$9,507,080	\$7,177,235	\$16,686,315	\$19,620
	Stantec Architecture, Inc.	\$2,701,073	\$459,688	\$3,160,761	\$62,321	\$3,098,440	\$3,160,761	\$2,701,073	\$5,869,522	\$19,620
	Janly Architecture (MBE)	\$822,516	\$0	\$822,516	\$0	\$822,516	\$822,516	\$822,516	\$1,645,032	\$19,620
	Rockwell Group (MBE)	\$406,122	\$0	\$406,122	\$0	\$406,122	\$406,122	\$406,122	\$812,244	\$19,620
	Kordman-Benson Architects (MBE)	\$19,000	\$0	\$19,000	\$0	\$19,000	\$19,000	\$19,000	\$38,000	\$19,620
	Ingroup (MBE)	\$510,385	\$0	\$510,385	\$0	\$510,385	\$510,385	\$510,385	\$1,020,770	\$19,620
	Aviva Limar-Cleaver Architect (WBE)	\$118,181	\$20,750	\$138,931	\$0	\$138,931	\$138,931	\$118,181	\$257,112	\$19,620
	Van Dar Rivyn Architects	\$44,235	\$0	\$44,235	\$0	\$44,235	\$44,235	\$44,235	\$88,470	\$19,620
	Labrock & National Advisory Council	\$100,000	\$0	\$100,000	\$0	\$100,000	\$100,000	\$100,000	\$200,000	\$19,620
	Elle (WBE)	\$1,789	\$0	\$1,789	\$0	\$1,789	\$1,789	\$1,789	\$3,578	\$19,620
Reproduction Allowance	Misc Consultants	\$0	\$0	\$0	\$0	\$0	\$0	\$0	\$0	\$19,620
	Redius Services	\$0	\$0	\$0	\$0	\$0	\$0	\$0	\$0	\$19,620
	George Hatemann, Architect	\$1,900	\$0	\$1,900	\$0	\$1,900	\$1,900	\$1,900	\$3,800	\$19,620
	Gayles Design Inc	\$2,900	\$0	\$2,900	\$0	\$2,900	\$2,900	\$2,900	\$5,800	\$19,620
	National Resource Center for the NCCC	\$4,423	\$0	\$4,423	\$0	\$4,423	\$4,423	\$4,423	\$8,846	\$19,620
	Smider Corp. Sub-Consultant LLC	\$2,900	\$0	\$2,900	\$0	\$2,900	\$2,900	\$2,900	\$5,800	\$19,620
	TL Smith Consulting Inc	\$2,500	\$0	\$2,500	\$0	\$2,500	\$2,500	\$2,500	\$5,000	\$19,620
	Uziel Cohen	\$2,825	\$0	\$2,825	\$0	\$2,825	\$2,825	\$2,825	\$5,650	\$19,620
	Roy C. Legault, II	\$0	\$0	\$0	\$0	\$0	\$0	\$0	\$0	\$19,620
	Larry L. Loucas Consulting	\$17,040	\$0	\$17,040	\$0	\$17,040	\$17,040	\$17,040	\$34,080	\$19,620
	V & A Consulting Engineers, Inc.	\$1,155	\$0	\$1,155	\$0	\$1,155	\$1,155	\$1,155	\$2,310	\$19,620
	Rowan Williams Davies & Irwin Inc.	\$10,640	\$0	\$10,640	\$0	\$10,640	\$10,640	\$10,640	\$21,280	\$19,620
	Subtonic Corporation	\$0	\$0	\$0	\$0	\$0	\$0	\$0	\$0	\$19,620
	Illiese, Inc.	\$26,461,159	\$6,634,135	\$33,095,294	\$499,572	\$32,595,722	\$33,095,294	\$26,461,159	\$63,556,448	\$19,620
	TOTAL COST									\$19,620

ATTACHMENT 1
 Stantec Architecture Inc
 Amendment to the Design Agreement
 ENA212000004

Discipline	Firm	Modification No. 13			Modification No. 14			Modification No. 15		
		Design Services	Construction Services	Cumulative Total	Design Services	Construction Services	Cumulative Total	Design Services	Construction Services	Cumulative Total
Structural	Ford-Essinger	\$1,008,453	\$460,540.00	\$1,468,993	\$1,008,453	\$474,543.00	\$1,482,996	\$1,008,453	\$660,732.00	\$1,669,185
	Rubicon & Chikens, Inc	\$1,100,120	\$490,113.00	\$1,590,233	\$1,100,120	\$490,113.00	\$1,590,233	\$1,100,120	\$596,618.00	\$1,696,742
	Stantec Architecture Inc (MBE)	\$490,113	\$207,915	\$698,028	\$490,113	\$207,915	\$698,028	\$490,113	\$207,915	\$698,028
	Stantec Engineers (MBE)	\$715,141	\$154,933	\$870,074	\$715,141	\$154,933	\$870,074	\$715,141	\$154,933	\$870,074
	Stantec Engineers (MBE)	\$1,605,710	\$720,998	\$2,326,708	\$1,605,710	\$720,998	\$2,326,708	\$1,605,710	\$720,998	\$2,326,708
	Stantec Engineers (MBE)	\$843,198	\$387,739	\$1,230,937	\$843,198	\$387,739	\$1,230,937	\$843,198	\$387,739	\$1,230,937
	Stantec Engineers (MBE)	\$897,931	\$408,424	\$1,306,355	\$897,931	\$408,424	\$1,306,355	\$897,931	\$408,424	\$1,306,355
	Stantec Engineers (MBE)	\$608,380	\$161,142	\$769,522	\$608,380	\$161,142	\$769,522	\$608,380	\$161,142	\$769,522
	Stantec Engineers (MBE)	\$93,884	\$0	\$93,884	\$93,884	\$0	\$93,884	\$93,884	\$0	\$93,884
	Stantec Engineers (MBE)	\$143,631	\$3,625	\$147,256	\$143,631	\$3,625	\$147,256	\$143,631	\$3,625	\$147,256
	Stantec Engineers (MBE)	\$70,602	\$7,140	\$77,742	\$70,602	\$7,140	\$77,742	\$70,602	\$7,140	\$77,742
	Stantec Engineers (MBE)	\$319,629	\$55,470	\$375,099	\$319,629	\$55,470	\$375,099	\$319,629	\$55,470	\$375,099
Mechanical	David Giancola	\$49,771	\$0	\$49,771	\$49,771	\$0	\$49,771	\$49,771	\$0	\$49,771
	Carl Little International	\$4,000	\$0	\$4,000	\$4,000	\$0	\$4,000	\$4,000	\$0	\$4,000
	Jones & Associates (MBE)	\$4,000	\$0	\$4,000	\$4,000	\$0	\$4,000	\$4,000	\$0	\$4,000
	Stantec Engineers (MBE)	\$1,500	\$0	\$1,500	\$1,500	\$0	\$1,500	\$1,500	\$0	\$1,500
	Stantec Engineers (MBE)	\$428,150	\$18,000	\$446,150	\$428,150	\$18,000	\$446,150	\$428,150	\$18,000	\$446,150
	Stantec Engineers (MBE)	\$264,120	\$0	\$264,120	\$264,120	\$0	\$264,120	\$264,120	\$0	\$264,120
	Stantec Engineers (MBE)	\$0	\$0	\$0	\$0	\$0	\$0	\$0	\$0	\$0
	Stantec Engineers (MBE)	\$35,762	\$7,700	\$43,462	\$35,762	\$7,700	\$43,462	\$35,762	\$7,700	\$43,462
	Stantec Engineers (MBE)	\$15,000	\$15,000	\$30,000	\$15,000	\$15,000	\$30,000	\$15,000	\$15,000	\$30,000
	Stantec Engineers (MBE)	\$50,742	\$15,018	\$65,760	\$50,742	\$15,018	\$65,760	\$50,742	\$15,018	\$65,760
	Stantec Engineers (MBE)	\$34,882	\$0	\$34,882	\$34,882	\$0	\$34,882	\$34,882	\$0	\$34,882
	Stantec Engineers (MBE)	\$139,316	\$0	\$139,316	\$139,316	\$0	\$139,316	\$139,316	\$0	\$139,316
Electrical	URS	\$228,958	\$700,917	\$929,875	\$228,958	\$700,917	\$929,875	\$228,958	\$700,917	\$929,875
	Stantec Engineers (MBE)	\$18,432	\$10,362	\$28,794	\$18,432	\$10,362	\$28,794	\$18,432	\$10,362	\$28,794
	Stantec Engineers (MBE)	\$20,430	\$0	\$20,430	\$20,430	\$0	\$20,430	\$20,430	\$0	\$20,430
	Stantec Engineers (MBE)	\$657,717	\$79,565	\$737,282	\$657,717	\$79,565	\$737,282	\$657,717	\$79,565	\$737,282
	Stantec Engineers (MBE)	\$14,514	\$0	\$14,514	\$14,514	\$0	\$14,514	\$14,514	\$0	\$14,514
	Stantec Engineers (MBE)	\$618,371	\$75,735	\$694,106	\$618,371	\$75,735	\$694,106	\$618,371	\$75,735	\$694,106
	Stantec Engineers (MBE)	\$120,892	\$0	\$120,892	\$120,892	\$0	\$120,892	\$120,892	\$0	\$120,892
	Stantec Engineers (MBE)	\$2,600	\$2,600	\$5,200	\$2,600	\$2,600	\$5,200	\$2,600	\$2,600	\$5,200
	Stantec Engineers (MBE)	\$436,514	\$128,202	\$564,716	\$436,514	\$128,202	\$564,716	\$436,514	\$128,202	\$564,716
	Stantec Engineers (MBE)	\$66,103	\$14,070	\$80,173	\$66,103	\$14,070	\$80,173	\$66,103	\$14,070	\$80,173
	Stantec Engineers (MBE)	\$7,310	\$0	\$7,310	\$7,310	\$0	\$7,310	\$7,310	\$0	\$7,310
	Stantec Engineers (MBE)	\$121,638	\$0	\$121,638	\$121,638	\$0	\$121,638	\$121,638	\$0	\$121,638
Lighting	TEECOM Design, formerly KOFI-lure (WBE)	\$241,998	\$148,029	\$390,027	\$241,998	\$148,029	\$390,027	\$241,998	\$148,029	\$390,027
	Atop Communications	\$29,488	\$0	\$29,488	\$29,488	\$0	\$29,488	\$29,488	\$0	\$29,488
	Vantage Technology, formerly ARUP	\$41,253	\$0	\$41,253	\$41,253	\$0	\$41,253	\$41,253	\$0	\$41,253
	Stantec Engineers (MBE)	\$167,450	\$167,450	\$334,900	\$167,450	\$167,450	\$334,900	\$167,450	\$167,450	\$334,900
	Stantec Engineers (MBE)	\$222,613	\$56,837	\$279,450	\$222,613	\$56,837	\$279,450	\$222,613	\$56,837	\$279,450
	Stantec Engineers (MBE)	\$0	\$0	\$0	\$0	\$0	\$0	\$0	\$0	\$0
	Stantec Engineers (MBE)	\$59,810	\$0	\$59,810	\$59,810	\$0	\$59,810	\$59,810	\$0	\$59,810
	Stantec Engineers (MBE)	\$17,415	\$0	\$17,415	\$17,415	\$0	\$17,415	\$17,415	\$0	\$17,415
	Stantec Engineers (MBE)	\$13,520	\$0	\$13,520	\$13,520	\$0	\$13,520	\$13,520	\$0	\$13,520
	Stantec Engineers (MBE)	\$41,297	\$0	\$41,297	\$41,297	\$0	\$41,297	\$41,297	\$0	\$41,297
	Stantec Engineers (MBE)	\$30,000	\$30,000	\$60,000	\$30,000	\$30,000	\$60,000	\$30,000	\$30,000	\$60,000
	Stantec Engineers (MBE)	\$1,429,295	\$0	\$1,429,295	\$1,429,295	\$0	\$1,429,295	\$1,429,295	\$0	\$1,429,295
Traffic & Pig	Stantec Engineers (MBE)	\$7,371,729	\$2,250,064	\$9,621,793	\$7,371,729	\$2,250,064	\$9,621,793	\$7,371,729	\$2,250,064	\$9,621,793
	Stantec Architecture, Inc.	\$2,759,429	\$1,286,531	\$4,045,960	\$2,759,429	\$1,286,531	\$4,045,960	\$2,759,429	\$1,286,531	\$4,045,960
	Stantec Engineers (MBE)	\$228,416	\$0	\$228,416	\$228,416	\$0	\$228,416	\$228,416	\$0	\$228,416
	Stantec Engineers (MBE)	\$603,319	\$0	\$603,319	\$603,319	\$0	\$603,319	\$603,319	\$0	\$603,319
	Stantec Engineers (MBE)	\$19,000	\$0	\$19,000	\$19,000	\$0	\$19,000	\$19,000	\$0	\$19,000
	Stantec Engineers (MBE)	\$510,385	\$0	\$510,385	\$510,385	\$0	\$510,385	\$510,385	\$0	\$510,385
	Stantec Engineers (MBE)	\$118,181	\$20,750	\$138,931	\$118,181	\$20,750	\$138,931	\$118,181	\$20,750	\$138,931
	Stantec Engineers (MBE)	\$44,235	\$0	\$44,235	\$44,235	\$0	\$44,235	\$44,235	\$0	\$44,235
	Stantec Engineers (MBE)	\$100,000	\$0	\$100,000	\$100,000	\$0	\$100,000	\$100,000	\$0	\$100,000
	Stantec Engineers (MBE)	\$1,789	\$0	\$1,789	\$1,789	\$0	\$1,789	\$1,789	\$0	\$1,789
	Stantec Engineers (MBE)	\$0	\$0	\$0	\$0	\$0	\$0	\$0	\$0	\$0
	Stantec Engineers (MBE)	\$1,900	\$0	\$1,900	\$1,900	\$0	\$1,900	\$1,900	\$0	\$1,900
Miscellaneous	Guynes Design, Inc	\$2,500	\$0	\$2,500	\$2,500	\$0	\$2,500	\$2,500	\$0	\$2,500
	National Resource Center for the NCCC	\$4,323	\$0	\$4,323	\$4,323	\$0	\$4,323	\$4,323	\$0	\$4,323
	Richard Graves TR Consultant LLC	\$1,155	\$0	\$1,155	\$1,155	\$0	\$1,155	\$1,155	\$0	\$1,155
	Stantec Engineers (MBE)	\$2,500	\$0	\$2,500	\$2,500	\$0	\$2,500	\$2,500	\$0	\$2,500
	Stantec Engineers (MBE)	\$0	\$0	\$0	\$0	\$0	\$0	\$0	\$0	\$0
	Stantec Engineers (MBE)	\$2,500	\$0	\$2,500	\$2,500	\$0	\$2,500	\$2,500	\$0	\$2,500
	Stantec Engineers (MBE)	\$2,825	\$0	\$2,825	\$2,825	\$0	\$2,825	\$2,825	\$0	\$2,825
	Stantec Engineers (MBE)	\$0	\$0	\$0	\$0	\$0	\$0	\$0	\$0	\$0
	Stantec Engineers (MBE)	\$0	\$0	\$0	\$0	\$0	\$0	\$0	\$0	\$0
	Stantec Engineers (MBE)	\$17,040	\$0	\$17,040	\$17,040	\$0	\$17,040	\$17,040	\$0	\$17,040
	Stantec Engineers (MBE)	\$1,155	\$0	\$1,155	\$1,155	\$0	\$1,155	\$1,155	\$0	\$1,155
	Stantec Engineers (MBE)	\$10,640	\$0	\$10,640	\$10,640	\$0	\$10,640	\$10,640	\$0	\$10,640
TOTAL COST		\$27,077,502	\$12,077,973	\$39,155,475	\$27,077,502	\$12,077,973	\$39,155,475	\$27,077,502	\$17,255,027	\$44,833,529
				\$4,940,303			\$4,940,303			\$4,940,303

ATTACHMENT I
 Stantec Architecture Inc
 Amendment to the Design Agreement
 ENA11200004

Discipline	Firm	Modification No. 16			Modification No. 17			Modification No. 18			
		Modified Contract		Amount of Modification	Modified Contract		Amount of Modification	Modified Contract		Amount of Modification	
		Design Services	Construction Services		Design Services	Construction Services		Design Services	Construction Services		
		Cumulative Total		Cumulative Total		Cumulative Total		Cumulative Total			
Structural	Forest-Ellinger	\$1,008,443	\$782,992.00	\$1,791,435	\$1,022,280	\$1,008,443	\$1,075,002.00	\$2,097,445	\$292,010	\$2,097,445	\$2,770
Structural	Rulfelder & Chikeme, Inc	\$1,100,202	\$1,100,202	\$2,891,637	\$1,04,500	\$1,100,202	\$1,944,800	\$1,914,680	\$1,13,160	\$1,914,680	\$1,816
Structural	Bello Vermani Structural Eng. (MBE)	\$122,879	\$244,807	\$367,686	\$39,000	\$122,879	\$246,807	\$371,686	\$4,000	\$371,686	\$3,270
Mechanical	Anest Structural Engineers (MBE)	\$715,141	\$826,173	\$1,541,314	\$94,100	\$1,228,273	\$1,322,373	\$1,416,473	\$314,100	\$1,416,473	\$1,566
Mechanical	One Aup & Partners	\$1,605,710	\$895,261	\$2,500,971	\$31,116	\$1,605,710	\$1,247,823	\$2,853,594	\$314,100	\$2,853,594	\$39,230
Electrical	SI Engineers (MBE)	\$845,196	\$819,662	\$1,664,858	\$0	\$845,196	\$819,662	\$1,664,858	\$0	\$1,664,858	\$0
Electrical	DL Auto & Partners	\$897,951	\$824,584	\$1,722,535	\$0	\$897,951	\$824,584	\$1,722,535	\$0	\$1,722,535	\$0
Electrical	Shank & Associates	\$995,380	\$441,727	\$1,437,107	\$28,060	\$995,380	\$469,787	\$1,464,967	\$20,060	\$1,464,967	\$20,060
Code Consult	RJM & Associates	\$443,831	\$0	\$443,831	\$0	\$443,831	\$0	\$443,831	\$0	\$443,831	\$0
Medical Equip	Gene Burton Associates	\$70,602	\$0	\$70,602	\$0	\$70,602	\$0	\$70,602	\$0	\$70,602	\$0
Hospital Ochs	Kaufmann-Hall	\$319,629	\$332,220	\$651,849	\$8,000	\$319,629	\$340,629	\$660,258	\$18,000	\$660,258	\$0
Food Service	Chil Little International	\$6,600	\$4,675	\$11,275	\$0	\$6,600	\$4,675	\$11,275	\$0	\$11,275	\$0
Laundry Design	Chil Little International	\$4,800	\$0	\$4,800	\$0	\$4,800	\$0	\$4,800	\$0	\$4,800	\$0
Coat & VE	Jones & Associates (MBE)	\$4,452	\$0	\$4,452	\$0	\$4,452	\$0	\$4,452	\$0	\$4,452	\$0
Coat & VE	Palmer Minor Co. (MBE)	\$1,500	\$19,000	\$20,500	\$0	\$1,500	\$19,000	\$20,500	\$0	\$20,500	\$0
Telemedicine	Inseco Associates (MBE)	\$244,720	\$0	\$244,720	\$0	\$244,720	\$0	\$244,720	\$0	\$244,720	\$0
Materials Mgmt	M.C. Davis TestHealth	\$35,782	\$2,700	\$38,482	\$0	\$35,782	\$2,700	\$38,482	\$0	\$38,482	\$0
Elevators	Lerch Bates	\$50,742	\$15,000	\$65,742	\$0	\$50,742	\$15,000	\$65,742	\$0	\$65,742	\$0
Acoustics	Charles Salter	\$34,882	\$0	\$34,882	\$0	\$34,882	\$0	\$34,882	\$0	\$34,882	\$0
Surveying	Tovill	\$139,316	\$0	\$139,316	\$0	\$139,316	\$0	\$139,316	\$0	\$139,316	\$0
Geotechnical	URS	\$323,958	\$700,917	\$1,024,875	\$0	\$323,958	\$700,917	\$1,024,875	\$0	\$1,024,875	\$0
Civil Eng.	Robert Y Chew Geotechnical, Inc (MBE)	\$168,382	\$310,522	\$478,904	\$0	\$168,382	\$310,522	\$478,904	\$0	\$478,904	\$0
Pool Consult	AECOM formerly Olivia Chen Engineering (MBE)	\$948,198	\$884,898	\$1,833,024	\$0	\$948,198	\$884,898	\$1,833,024	\$0	\$1,833,024	\$0
Acoustics Archt	Charly Barton (MBE)	\$20,250	\$33,450	\$53,700	\$0	\$20,250	\$33,450	\$53,700	\$0	\$53,700	\$0
Interiors	Van Der Rym Architects	\$867,717	\$327,220	\$1,194,937	\$17,210	\$867,717	\$344,427	\$1,212,144	\$17,000	\$1,212,144	\$0
Interiors	Van Der Rym Architects	\$74,514	\$0	\$74,514	\$0	\$74,514	\$0	\$74,514	\$0	\$74,514	\$0
Lighting	Skyline (MBE)	\$20,500	\$0	\$20,500	\$0	\$20,500	\$0	\$20,500	\$0	\$20,500	\$0
Lighting	Fousoon Architects (MBE)	\$2,600	\$0	\$2,600	\$0	\$2,600	\$0	\$2,600	\$0	\$2,600	\$0
Lighting	Anahin & Allen Interiors	\$66,514	\$129,202	\$195,716	\$0	\$66,514	\$129,202	\$195,716	\$0	\$195,716	\$0
Shadow	J.S. Nolan Lighting (WBE)	\$54,678	\$29,700	\$84,378	\$0	\$54,678	\$29,700	\$84,378	\$0	\$84,378	\$0
Telecom & IT	LeBarre Daylight	\$7,310	\$0	\$7,310	\$0	\$7,310	\$0	\$7,310	\$0	\$7,310	\$0
Telecom & IT	K O Future Planning, Inc	\$121,638	\$0	\$121,638	\$0	\$121,638	\$0	\$121,638	\$0	\$121,638	\$0
Telecom & IT	T.E.C.O.M. Design, formerly KOFuluro (WBE)	\$235,129	\$235,129	\$470,258	\$0	\$235,129	\$235,129	\$470,258	\$0	\$470,258	\$0
Security	Arup Communications	\$29,488	\$0	\$29,488	\$0	\$29,488	\$0	\$29,488	\$0	\$29,488	\$0
Graphics	Verimage Technology, formerly ARUP	\$297,283	\$623,657	\$920,940	\$0	\$297,283	\$623,657	\$920,940	\$0	\$920,940	\$0
Historical	Page & Turner Associates (WBE)	\$222,613	\$99,687	\$322,300	\$0	\$222,613	\$99,687	\$322,300	\$0	\$322,300	\$0
Renderings	CHS Consulting	\$69,810	\$0	\$69,810	\$0	\$69,810	\$0	\$69,810	\$0	\$69,810	\$0
Models	Markus Liu & Associates (MBE)	\$17,415	\$0	\$17,415	\$0	\$17,415	\$0	\$17,415	\$0	\$17,415	\$0
Prinicipal Planning	Thomas Prosek	\$41,297	\$0	\$41,297	\$0	\$41,297	\$0	\$41,297	\$0	\$41,297	\$0
Expenses	Radio, Inc.	\$30,000	\$0	\$30,000	\$0	\$30,000	\$0	\$30,000	\$0	\$30,000	\$0
Architects	HFS Consulting	\$1,429,255	\$476,524	\$1,905,779	\$16,724	\$1,429,255	\$651,420	\$2,080,675	\$154,899	\$2,080,675	\$14,276
Architects	Anshin & Allen Architects	\$7,371,729	\$7,524,228	\$14,895,957	\$125,591	\$7,371,729	\$8,621,320	\$16,993,049	\$1,621,318	\$16,993,049	\$290,972
Architects	Shank Architecture, Inc.	\$2,759,459	\$2,195,151	\$4,954,610	\$41,666	\$2,759,459	\$2,993,613	\$5,753,072	\$2,791,406	\$5,753,072	\$86,991
Architects	Issig Architects (MBE)	\$222,516	\$0	\$222,516	\$0	\$222,516	\$0	\$222,516	\$0	\$222,516	\$0
Architects	Richman Architecture (MBE)	\$408,712	\$0	\$408,712	\$0	\$408,712	\$0	\$408,712	\$0	\$408,712	\$0
Architects	McGraw Hill Construction (MBE)	\$19,385	\$0	\$19,385	\$0	\$19,385	\$0	\$19,385	\$0	\$19,385	\$0
Architects	Avaya Urban-Clear Architect (WBE)	\$20,750	\$0	\$20,750	\$0	\$20,750	\$0	\$20,750	\$0	\$20,750	\$0
Architects	Van Der Rym Architects	\$118,181	\$18,181	\$136,362	\$0	\$118,181	\$18,181	\$136,362	\$0	\$136,362	\$0
Architects	Leibrock & National Advisory Council	\$44,235	\$0	\$44,235	\$0	\$44,235	\$0	\$44,235	\$0	\$44,235	\$0
Reproduction	Elite (WBE)	\$100,000	\$0	\$100,000	\$0	\$100,000	\$0	\$100,000	\$0	\$100,000	\$0
Allowance	Mise Consultants	\$1,789	\$0	\$1,789	\$0	\$1,789	\$0	\$1,789	\$0	\$1,789	\$0
Allowance	Radiac Services	\$0	\$0	\$0	\$0	\$0	\$0	\$0	\$0	\$0	\$0
Allowance	George Heidemann, Architect	\$1,900	\$0	\$1,900	\$0	\$1,900	\$0	\$1,900	\$0	\$1,900	\$0
Allowance	Gymins Design Inc	\$2,500	\$0	\$2,500	\$0	\$2,500	\$0	\$2,500	\$0	\$2,500	\$0
Allowance	Response Center for the NCCC	\$2,500	\$0	\$2,500	\$0	\$2,500	\$0	\$2,500	\$0	\$2,500	\$0
Allowance	Richman Architect (MBE)	\$1,423	\$1,715	\$3,138	\$0	\$1,423	\$1,715	\$3,138	\$0	\$3,138	\$0
Allowance	Senior Care Solutions LLC	\$2,500	\$0	\$2,500	\$0	\$2,500	\$0	\$2,500	\$0	\$2,500	\$0
Allowance	TLSmith Consulting Inc	\$2,500	\$0	\$2,500	\$0	\$2,500	\$0	\$2,500	\$0	\$2,500	\$0
Allowance	Urel Cohen	\$2,500	\$0	\$2,500	\$0	\$2,500	\$0	\$2,500	\$0	\$2,500	\$0
Allowance	Roy C. Leggett, III	\$2,825	\$0	\$2,825	\$0	\$2,825	\$0	\$2,825	\$0	\$2,825	\$0
Allowance	Larry L. Couson Consulting	\$0	\$0	\$0	\$0	\$0	\$0	\$0	\$0	\$0	\$0
Allowance	V & A Consulting Engineers, Inc.	\$17,040	\$0	\$17,040	\$0	\$17,040	\$0	\$17,040	\$0	\$17,040	\$0
Allowance	Rowen Williams Davies & Irvine Inc.	\$1,155	\$0	\$1,155	\$0	\$1,155	\$0	\$1,155	\$0	\$1,155	\$0
Allowance	Sublimo Corporation	\$10,640	\$0	\$10,640	\$0	\$10,640	\$0	\$10,640	\$0	\$10,640	\$0
Allowance	Lllease, Inc.	\$27,077,502	\$16,051,599	\$43,129,101	\$405,672	\$27,077,502	\$23,727,779	\$50,799,281	\$5,670,180	\$50,799,281	\$477,516
TOTAL COST											

ATTACHMENT I
 Stantec Architecture Inc
 Amendment to the Design Agreement
 RNA112300004

Discipline	Firm	Modification No. 19			Cumulative MBE Amount	20% Amount	5% Amount
		Design Services	Construction Services	Cumulative Total			
Structural	Ford+Kassner	\$1,008,443	\$1,187,615.00	\$2,196,058		\$110,143	
	Rutherford & Chekene, Inc	\$1,700,202	\$1,114,275.00	\$2,814,477		\$137,659	
	Belle Vue/Structural Engr. (MBE)	\$122,879	\$248,907	\$371,786		\$17,686	
	Ansant Structural Engineers (MBE)	\$115,141	\$622,273	\$737,414		\$37,144	
Mechanical	Over Arup & Partners	\$1,605,710	\$1,602,373	\$3,208,083		\$160,404	
	SJ Engineers (MBE)	\$943,195	\$654,064	\$1,597,259		\$79,862	
	Over Arup & Partners	\$687,931	\$643,428	\$1,331,359		\$66,570	
Electrical	FW & Associates (MBE)	\$509,280	\$753,176	\$1,262,456		\$63,123	
	Roll, Jensen & Associates	\$9,084	\$15,000	\$24,084		\$1,204	
	Gene Burton Associates	\$143,631	\$3,625	\$147,256		\$7,363	
Medical Equip	Kaufman-Hall	\$319,629	\$76,320	\$395,949		\$19,797	
Medical Equip	Chil Little International	\$40,771	\$0	\$40,771		\$0	
Medical Equip	Chil Little International	\$5,000	\$4,675	\$9,675		\$484	
Medical Equip	Chil Little International	\$1,455	\$0	\$1,455		\$73	
Medical Equip	G. & W. Equipment	\$1,500	\$0	\$1,500		\$75	
Medical Equip	Pellein, Minor Co. (MBE)	\$420,150	\$18,000	\$438,150		\$21,908	
Medical Equip	M Leo Corporation (MBE)	\$284,120	\$0	\$284,120		\$14,206	
Medical Equip	UC Davis TeleHealth	\$35,762	\$2,700	\$38,462		\$1,923	
Medical Equip	Lerch Bates	\$15,000	\$0	\$15,000		\$750	
Medical Equip	Lerch Bates	\$50,742	\$15,018	\$65,760		\$3,288	
Medical Equip	Charise Sailer	\$34,892	\$5,625	\$40,517		\$2,026	
Medical Equip	Urgent	\$139,318	\$0	\$139,318		\$6,966	
Medical Equip	Urgent	\$122,395	\$700,317	\$822,712		\$41,136	
Medical Equip	Urgent	\$948,135	\$416,242	\$1,364,377		\$68,219	
Medical Equip	Urgent	\$20,250	\$3,450	\$23,700		\$1,185	
Medical Equip	Robert Y. Chew Geotechnical, Inc (MBE)	\$667,717	\$254,220	\$921,937		\$46,097	
Medical Equip	Aquatic Design Group	\$14,514	\$0	\$14,514		\$726	
Medical Equip	Cheryl Barton (MBE)	\$516,371	\$9,500	\$525,871		\$26,294	
Medical Equip	Orlando Diaz-Azovay Designs, Inc (MBE)	\$120,892	\$0	\$120,892		\$6,045	
Medical Equip	Kal-Yee Woo Associates (MBE)	\$2,600	\$0	\$2,600		\$130	
Medical Equip	Pouget Architecture (MBE)	\$436,514	\$129,202	\$565,716		\$28,286	
Medical Equip	Tsang Architecture (MBE)	\$66,103	\$90,090	\$156,193		\$7,810	
Medical Equip	Anshen + Allen Interiors	\$7,310	\$0	\$7,310		\$366	
Medical Equip	J.S. Nolan Lighting (MBE)	\$121,938	\$0	\$121,938		\$6,097	
Medical Equip	LePage Daylight	\$356,209	\$356,209	\$712,418		\$35,621	
Medical Equip	KC Future Planning, Inc	\$241,998	\$356,209	\$598,207		\$29,911	
Medical Equip	TECO-DM Design, formerly KCFuture (MBE)	\$347,253	\$685,465	\$1,032,718		\$51,636	
Medical Equip	Verdara Technology, formerly ARUP	\$204,240	\$204,240	\$408,480		\$20,424	
Medical Equip	Stover-Resnick	\$222,613	\$139,522	\$362,135		\$18,107	
Medical Equip	Kate Keating Associates (MBE)	\$59,810	\$0	\$59,810		\$2,991	
Medical Equip	Page & Turnbull	\$17,415	\$0	\$17,415		\$871	
Medical Equip	CHS Consulting	\$13,520	\$0	\$13,520		\$676	
Medical Equip	Markus Liu & Associates (MBE)	\$41,297	\$0	\$41,297		\$2,065	
Medical Equip	Thames Prosek	\$30,000	\$0	\$30,000		\$1,500	
Medical Equip	Rallo, Inc.	\$645,696	\$2,074,951	\$2,720,647		\$136,032	
Medical Equip	HFS Consulting	\$1,729,255	\$0	\$1,729,255		\$86,463	
Medical Equip	Expenses	\$7,371,726	\$10,213,140	\$17,584,866		\$879,243	
Medical Equip	Stantec Architecture, Inc	\$2,768,459	\$5,105,272	\$7,873,731		\$393,687	
Medical Equip	Isang Architecture (MBE)	\$622,516	\$0	\$622,516		\$31,126	
Medical Equip	Powell & Partners (MBE)	\$360,319	\$0	\$360,319		\$18,016	
Medical Equip	KodamaDiseno Architects (MBE)	\$19,000	\$0	\$19,000		\$950	
Medical Equip	Integrat (MBE)	\$510,385	\$0	\$510,385		\$25,519	
Medical Equip	Aviva Liman-Creyer Architect (WBE)	\$118,181	\$20,750	\$138,931		\$6,947	
Medical Equip	Van Der Rym Architects	\$44,235	\$0	\$44,235		\$2,212	
Medical Equip	Leibrock & National Advisory Council	\$100,000	\$0	\$100,000		\$5,000	
Medical Equip	Elle (WBE)	\$67,430	\$0	\$67,430		\$3,372	
Medical Equip	Mac Consultants	\$0	\$0	\$0		\$0	
Medical Equip	Radio services	\$4,200,000	\$4,200	\$4,204,200		\$210,210	
Medical Equip	George Pedemonte, Architect	\$1,900	\$0	\$1,900		\$95	
Medical Equip	Thames Design Inc	\$0	\$0	\$0		\$0	
Medical Equip	Thames Design Center for the NOCC	\$2,500	\$0	\$2,500		\$125	
Medical Equip	Richard Gates WP Consultant LLC	\$17,500	\$0	\$17,500		\$875	
Medical Equip	Senior Care Solutions LLC	\$2,500	\$0	\$2,500		\$125	
Medical Equip	TLSmith Consulting Inc	\$0	\$0	\$0		\$0	
Medical Equip	Uriel Cohen	\$2,500	\$0	\$2,500		\$125	
Medical Equip	Roy C. Leggett, III	\$2,825	\$0	\$2,825		\$141	
Medical Equip	Lary L. Louison Consulting	\$15,000.00	\$0	\$15,000.00		\$750	
Medical Equip	V & A Consulting Engineers, Inc	\$7,000	\$0	\$7,000		\$350	
Medical Equip	Rowan Williams Davies & Irwin Inc.	\$1,155	\$0	\$1,155		\$57.75	
Medical Equip	Subtronic Corporation	\$10,600	\$0	\$10,600		\$530	
Medical Equip	Litsea, Inc.	\$27,077,502	\$26,502,737	\$53,580,239		\$2,677,012	
	TOTAL COST			\$9,682,429	17.94%	\$2,765,848.48	5.11%

**STANTEC ARCHITECTURE INC
LAGUNA HONDA HOSPITAL REPLACEMENT PROGRAM ARCHITECT**

**Attachment 2
Additional Service Requests**

ATTACHMENT 2
Laguna Honda Treatment Plant Replacement Program
Stantec Architecture Inc. Amendment to the Design Agreement
ENX1200004

Additional Service Request	Additional Service Requests														
	Modification No. 5	Modification No. 6	Modification No. 7	Modification No. 8	Modification No. 9	Modification No. 10	Modification No. 11	Modification No. 12	Modification No. 13	Modification No. 14	Modification No. 15	Modification No. 16	Modification No. 17	Modification No. 18	Modification No. 19
ASK-01 Reconciliation between authorized amount and program submitted to Engineers request scope for Remedial, CO, BN, and CA	\$12,116														
ASK-02 Furnish inventory scope reduction	\$140,052														
ASK-03 Furnish inventory scope reduction	\$67,525														
ASK-04 Traffic signing & ADA modifications	\$14,810														
ASK-05 Landscaping and Irrigation Replacements @ YGC	\$9,275														
ASK-06 Develop & Supervise Structural Load Tests @ C-Plant	\$15,200														
ASK-07 Geotechnical Investigation Borings	\$52,371														
ASK-08 Extension of Project Policy for Construction Example 5/2011	\$73,834														
ASK-09 Additional Cost Surveys by Towsill	\$38,480														
ASK-10 Study Time Discrepancy Issue	\$13,300														
ASK-11 Provide Geotechnical Consulting and Test Program Plan	\$34,565	\$8,000													
ASK-12 Clearing north slope testing, analysis, and DMG consulting															
ASK-13 Micro-pile testing, analysis, and DMG consulting															
ASK-14 Test Monitoring of Existing Electrical Equipment	\$4,500														
ASK-15 Provide Electrical Diagramming & Design (NY) H-BAG Substation	\$58,000														
ASK-16 Coordination and tender electrical power services															
ASK-17 Review Layout of Utility Meters Area C-YOIP															
ASK-18 Temporary Engineering Shop @ C-2	\$100,000	\$28,500													
ASK-19 Review Road project does for relocation gas & water	\$5,380														
ASK-20 Review current map of BB camp, unit, Police Precincts at F3															
ASK-21 Dynamic analysis of concrete structural supports	\$45,000														
ASK-22 Preliminary Design and RFI/Design-Build for Unloading	\$11,555														
ASK-23 Preliminary Design and RFI/Design-Build for Construction Trailer	\$24,000														
ASK-24 Storage Design @ North End of Ink Building	\$16,000														
ASK-25 Assess Life Safety Storage for Fire Alarm Project															
ASK-26 Additional Site Features Structural Design	\$197,034	\$47,120													
ASK-27 Evaluation of Existing Retention RFTs															
ASK-28 Utility Rate Index to Indicate Final Design and Monitor	\$13,156														
ASK-29 Finished Interlock Readings - 2 Lind Perspectives	\$2,748														
ASK-30 Structural and Civil Redesign to Reduce need for Impervious	\$4,135														
ASK-31 Open Space Meters and Thermal Description	\$2,500														
ASK-32 Submittal Legislation Details for Woodside South Site	\$3,500														
ASK-33 Revise and Improve Presentation Materials	\$4,000														
ASK-34 Multiple permits for Demo & Mass Excavation															
ASK-35 Network Utility model to coordinate with later packages															
ASK-36 Revise Emergency Generator East Valley	\$61,000														
ASK-37 Windstorm at SW portion of Plant Residences															
ASK-38 Park/Access - Arborist Report	\$5,383														
ASK-39 Deep Remedial - Toilet Prototype F3	\$43,000														
ASK-40 Clinic Transition for Dialysis	\$55,500														
ASK-41 Healthcare Meeting	\$18,685														

ATTACHMENT 2
Laguna Honda Hospital Replacement Program
Structural Architecture Inter-Amendment to the Design Agreement
EWATT20100004

Additional Service Request	Additional Service Requests																		
	Modification No. 5	Modification No. 6	Modification No. 7	Modification No. 8	Modification No. 9	Modification No. 10	Modification No. 11	Modification No. 12	Modification No. 13	Modification No. 14	Modification No. 15	Modification No. 16	Modification No. 17	Modification No. 18	Modification No. 19				
ASR-30 Temporary Parking Lot at Post Court			\$12,700																
ASR-40 East Reddick St. Sign		\$40,425																	
ASR-41 Meetings and studies for artwork and Wardsville avenue vestibule																			
ASR-42 Additional Grading Design for Site Remaining Walls		\$37,100																	
ASR-43 Revisions of Grading Plans		\$5,590																	
ASR-44 Revisions Due to Late Survey Information		\$9,900																	
ASR-45 Site ceiling revision due to incomplete SFPD review																			
ASR-46 Entry Atrium redesign to save some existing floor																			
ASR-47 Southwest Atrium Landmarks Design after YGC Project Completion																			
ASR-48 Assessable proposed furniture for additional ASR-49																			
ASR-49 Structural Engineering Consultation for Renovation Project		\$5,500																	
ASR-50 Ductile Glass Walls to Create Resident Building "Great Rooms"		\$30,400																	
ASR-51 Geotechnical Consultation for Late-Developing Site Issues		\$77,970																	
ASR-52 Technical Review of Noise Prevention Bid Documents		\$4,200																	
ASR-53 Geotechnical Consulting and Testing for Access Improvements		\$21,063																	
ASR-54 Dry Fire Suppression System for IT Server Rooms		\$48,220																	
ASR-55 Atrium Lighting Consultations		\$2,000																	
ASR-56 Geotechnical CA and Testing for Utility Modifications		\$32,670																	
ASR-57 Structural Consulting		\$5,500																	
ASR-58 Additional Documentation for Temporary Facilities		\$13,220																	
ASR-59 Geotechnical Consulting for CRHPD Review Question																			
ASR-60 Bar Entry Renovation after Hospital, Preconstruction		\$150,000																	
ASR-61 Activity Therapy Alternatives at Resident Floor		\$99,790																	
ASR-62 Stairway to Woodside Avenue		\$48,500																	
ASR-63 Roofing screens at Resident building wings																			
ASR-64 Review Resident Tullies for ADA Compliance		\$99,500																	
ASR-65 Existing entry modifications and Lift Library room																			
ASR-66 Atrium Coordination Out of Sequence		\$39,700																	
ASR-67 Coordination Paving Signs																			
ASR-68 Grading and Retaining Structure for Temporary Power 705-A		\$19,850																	
ASR-69 Extended CA for Utility Modifications																			
ASR-70 Laboratory testing for soil samples																			
ASR-71 IT Steering Committee Consulting during CA																			
ASR-72 Additional documentation for P3 Prototype																			
ASR-73 Trial Truck exploration for way state regulations																			
ASR-74 3D view study of East Valley with equipment																			
ASR-75 Mock-up Furniture, Specification and Supply of Products		\$19,890																	
ASR-76 Landscape for revised Area C generator																			
ASR-77 Extended Structural review of Increment 1 by GSHPD (Superseded by ASR 18)																			

ATTACHMENT 2
Laguna Honda Hospital Replacement Program
Shawteer Architecture Inc Amendment to the Design Agreement
ENAT12000004

Additional Service Request	Additional Service Requests													
	Modification No. 5*	Modification No. 6	Modification No. 7	Modification No. 8	Modification No. 10**	Modification No. 11	Modification No. 12	Modification No. 13	Modification No. 14	Modification No. 15	Modification No. 16	Modification No. 17	Modification No. 18	Modification No. 19
ASR-78 Out-of-Sequence OSHPD Structural review of Increment 2														
ASR-79 Locked Unit and Conversion				\$58,700										
ASR-80 Structural Design Compliances for Intake Tower (Superseded by ASR-83)														
ASR-81 Site Path Changes for M.O.D. Access Reinterpretation			\$43,000											
ASR-82 G2 Steps Structural Study w/ Existing Conditions			\$17,000											
ASR-83 Locket Existing Units Consulting														
ASR-84 Constructability Changes for Increment 1			\$5,990											
ASR-85 OSHPD Nevada's Dining Review of Increment 1														
ASR-86 Woodside Stair Geotechnical Investigation			\$26,720											
ASR-87 Structural Design for Intersect Woodside Avenue Improvements			\$14,100											
ASR-88 Geotechnical Investigation for Accessible Site Paths			\$6,585											
ASR-89 Eichen Exhaust Sucker Equipment			\$29,200											
ASR-90 Division 17 Integration of Core Village Systems				\$77,800										
ASR-91 Update of 100% CD Cost Estimate			\$17,000											
ASR-92 Floor Assembly Fire Testing				\$16,100										
ASR-93 Renold Construction Documents and Agency Services				\$205,280										
ASR-94 Confirmed Redesign for Upper Floor Restrooms				\$33,700										
ASR-95 Emergency Generator Enclosure and Plus Rending				\$91,200										
ASR-96 Increment 1 Bidding of Additive Alternate Plans				\$10,960										
ASR-97 Increment 2 Bidding of Additive Alternate Plans				\$65,207										
ASR-98 Renold Geotechnical Recommendations for Soil-Nailing				\$15,650										
ASR-99 Power Loss Consulting for Wings K, L, M, O				\$4,120										
ASR-100 Construction Administration					\$9,600									
ASR-101 Estimated Construction Duration for Valley Demolition & Rough Grading					\$56,800									
ASR-102 PF&E Tracking Software														
ASR-103 Constructability for Lock Building Increment 2										\$18,000				
ASR-104 Renold Consultation with OSHPD										\$3,200				
ASR-105 Tangent File Wall Changes										\$27,270				
ASR-106 Peer Review of Renold Architectural Documents										\$14,100				
ASR-107 Scope Reductions for Re-CPM					\$132,417					\$137,538				
ASR-108 Re-bidding Phase 1 and 2 Trade Packages					\$158,160					\$188,550				
ASR-109 OSHPD Changes for Final Scope (Change Order No. 9)					\$132,655					\$72,500				
ASR-110 Completion of the Renold Continuation Documents										\$284,900				
ASR-111 Geotechnical Additional Scope for Valley										\$39,500				
ASR-112 Renold Structural Study for Swing Flight Wings										\$21,200				
ASR-114 Renold Justifications for Structural Engineer										\$7,400				
ASR-115 PF&E Database Management Services - Phase 3										\$11,200				
ASR-116 - Renold Cost Reviews										\$5,650				
ASR-119 - Food Service Equipment Modifications					\$9,280					\$2,000				\$6,840

ATTACHMENT 2
Leprosy Florida Hospital Replacement Program
Shawco Architecture Inc. / Agreement to the Design Agreement
ENR-112000004

Additional Service Request	Additional Service Requests																		
	Modification No. 5*	Modification No. 6	Modification No. 7	Modification No. 8	Modification No. 9	Modification No. 10	Modification No. 11	Modification No. 12	Modification No. 13	Modification No. 14	Modification No. 15	Modification No. 16	Modification No. 17	Modification No. 18	Modification No. 19				
ASR 120 - South Slope Touch Beneficial and Geo Grid																			
ASR 121 - Mirrored Floor Test Program							\$4,000												
ASR 122 - Residence Building Courtyard Lighting Revisions							\$24,870									\$45,640			
ASR 123 - Addition of Bariatric Rooms to the Link Building								\$4,745	\$3,755										
ASR 124 - Foundation Redesign @ North End of Link Building								\$23,345											
ASR 125 - Permanent Anchor Pre-casting Program - Added Geotechnical Services.							\$6,000												
ASR 126 - Owner Initiated Medical Equipment Changes								\$15,398											
ASR 127 - Non-structural Component Abandonage								\$57,000	\$107,850				\$170,900			\$104,854			
ASR 128 - Flood Testing of Non-compliant Interceptors								\$6,735	\$675										
ASR 129 - Record Drawings for Utility System Schematics									\$12,420										
ASR 130 - MUP Revisions Issued from Front Service Modifications									\$39,275										
ASR 131 - Site Revisions to comply with City & County of SF Accessibility Requirements									\$2,000										
ASR 132 - Geotechnical Services - SRD Level 1 Work								\$2,330	\$790										
ASR 133 - Foundation Redesign								\$33,500	\$1,690										
ASR 134 - USF Redesign Due to New Code Requirements								\$2,000	\$200										
ASR 135 - Geotechnical Services - Construction Observation of Trenching Work									\$53,745										
ASR 136 - Additional Load Tests for Non-compliant Interceptors								\$8,005	\$855										
ASR 137 - Evaluation of Invasive Drilling Method for Differentials @ EUB								\$19,785	\$2,545										
ASR 138 - USF Redesign Due to New Code Requirements								\$12,180	\$1,260										
ASR 139 - Corrective Design of Drilled Pier @ Link Building								\$11,385	\$0										
ASR 140 - BRD Supplemental Geotechnical Investigation								\$18,170	\$0										
ASR 141 - Link Building Redesign of Stack Number 2									\$16,400										
ASR 142 - Existing Hospital Insect - Penetration Map Plans									\$6,690										
ASR 143 - SUD/BEH Intervention Bulletin A (OSHPD Change Order #24)								\$0,840	\$0										
ASR 144 - MEP Equipment Revisions (Tuner Facilities)									\$37,282										
ASR 145 - Ice Maker Abandonage									\$31,866										
ASR 146 - Radiology Equipment Consultant									\$4,265										
ASR 147 - URB Supplemental Pilot Test Program									\$22,655										
ASR 148 - New Hospital Site Improvements Geotechnical Services																			
ASR 149 - Link Building Equipment Abandonage									\$5,565										
ASR 150 - Link Building Design Modifications due to Contractor Errors									\$4,970										
ASR 151 - Revisited Temporary Loading Deck									\$16,740										
ASR 152 - Converging Technology Consultant									\$522,400										
ASR 153 - JEDD Documentation Consultant									\$99,421										
ASR 154 - Telephone Equipment Modifications									\$2,270										
ASR 155 - Planning, Morgan Revision									\$12,619										
ASR 156 - Pinalis, Plant Operations Resident									\$14,275										
ASR 157 - Remedial Contaminability Revisions - Superseded by ASR 110(R1)																			
ASR 158 - Link Building - Design Modifications for Form Core Air Work - VOID																			
ASR 159 - Resident Room TV Outlet Relocations									\$14,280										
ASR 160 - USF Modifications Required to Support the Link Bridge, Construction									\$38,210							\$1,660			

ATTACHMENT 2
Laguna Honda Hospital Replacement Program
Smarter Architecture Inc/ Amendment to the Design Agreement
ENAT12000004

Additional Service Request	Additional Service Requests													
	Modification No. 5*	Modification No. 6	Modification No. 7	Modification No. 8	Modification No. 10**	Modification No. 11	Modification No. 12	Modification No. 13	Modification No. 14	Modification No. 15	Modification No. 16	Modification No. 17	Modification No. 18	Modification No. 19
ASR 161 - Ventilated Transportation Study								\$3,170						
ASR 162 - 5FD & ERD Structural Revisions due to Contractor Errors								\$1,840						
ASR 163 - Link Building - Miscellaneous Structural Revisions								\$22,065						
ASR 164 - Link Building - Area Drain to Crawl Space Instrumentation								\$6,110	\$1,190					
ASR 165 - Link Building - Reaching Wet W/it Instrumentation								\$23,010						
ASR 166 - Link Building - Reaching Wet W/it Instrumentation								\$562,800						
ASR 167 - Link Building - Reaching Wet W/it Instrumentation								\$11,345	\$1,600					
ASR 168 - Link Building - Reaching Wet W/it Instrumentation								\$13,200	\$1,200					
ASR 169 - Ceiling LJO Modifications								\$6,500	\$7,000					
ASR 170 - Ambulance Revisions due to Equip Substitutions								\$2,350						
ASR 171 ERD Mergilla Lifespan Evaluation								\$10,400	\$7,380					
ASR 172 Revising of the Workable States (Revision 2)								\$11,550	\$13,190					
ASR 173 Various Design Studies														
ASR 174 Paint Services Trailer								\$3,870						
ASR 175 Structural Revisions Due to Contractor Errors								\$9,290						
ASR 176 Site Ejecting berations								\$51,840	\$105,680					
ASR 177 Additional Architecture and MEP Staff								\$48,030	\$26,290					
ASR 178 Radiology Suite								\$23,200	\$17,030					
ASR 179 Resident Room Heatreat Revisions								\$2,240	\$340					
ASR 180 Toilet Mock-up Shop Refinement								\$2,440	\$1,190					
ASR 181 Temporary Exit Path Manual Design								\$5,250	\$340					
ASR 182 Room Numbering for Laguna Honda Hospital								\$13,855						
ASR 183 Pressure Manifold for the Fire Protection System								\$44,000	\$4,340					
ASR 184 Structural Revisions Due to Contractor Errors								\$22,515	\$26,760					
ASR 185 Fund Service Equipment Modifications								\$29,390						
ASR 186 Plumbing Modification (R1)								\$176,620	\$10,110					
ASR 187 Campus Security System Revisions								\$1,005						
ASR 188 Link Building Ice Water Addition								\$9,680						
ASR 189 Deletion of Veneerable Suite								\$8,840						
ASR 189 Two Ales Top of Stair Railing								\$19,410						
ASR 191 Recessed-Canopy for Temporary Loading								\$38,635						
ASR 192 Campus - Room Numbering (Task 2)								\$10,205						
ASR 193 Residence Buildings - Corridor Flooring Revisions								\$17,605						
ASR 194 Link - Redesign Vertical Core								\$6,665						
ASR 195 - Elevator vestibules (done)								\$14,025						
ASR 196 - Stair mode (done)								\$17,025						
ASR 197 NINE - Firm Area Redesign								\$15,390						
ASR 198 Campus - Food service equipment modifications at the gallery								\$6,230						
ASR 199 Link - Corridor Flooring Redesign								\$2,285,670						
ASR 200 - Campus - Extended CA Services								\$500,865						
ASR 200/2 - Campus - Extended CA Services								\$20,575						
ASR 201 - Televisions in the Public Areas														

ATTACHMENT 2
Laguna Honda Hospital Replacement Program
Shawco Architecture Inc./ Amendment to the Design Agreement
ENAT1200004

Additional Service Request	Additional Service Requests																		
	Modification No. 3*	Modification No. 6	Modification No. 7	Modification No. 8	Modification No. 10**	Modification No. 11	Modification No. 12	Modification No. 13	Modification No. 14	Modification No. 15	Modification No. 16	Modification No. 17	Modification No. 18	Modification No. 19					
ASR 202 - Redesign Scales - Telecom										\$1,570									
ASR 203 - Campus - EZ Path Redesign										\$2,275									
ASR 204 - NISI - Fuel Oil Tank Building Permit Drawings										\$1,135									
ASR 205 - Remodel - CO No. 2										\$32,825									
ASR 206 - Remodel - Redesign of Electric Power Supply at Temporary Loading Dock										\$6,570									
ASR 207 - Campus - Addition of Architectural Staff (one per assignment)										\$726,440									
ASR 208R1 - Campus Medical Equipment Revisions										\$4,900									
ASR 209R1 - Link-Canopy Cladding Support Details Revisions										\$6,130									
ASR 210 - Remodel - Kitchen Ventilation										\$7,555									
ASR 211 - Remodel - Fiberglass Floor Replacement										\$7,270									
ASR 212 - Link Deck Opening in Concrete Wall (CO 219)										\$3,400									
ASR 213 - Remodel - Soil Nail Wall										\$20,095									
ASR 214 - SUB/END Anchorage Revisions due to As-Built Conditions										\$17,490									
ASR 215 - Redesign Connector										\$220,075									
ASR 216R1 - Link - Remodeling of New entraining Work at Generator Building										\$6,880									
ASR 217 - Designer Assist Program										\$239,135									
ASR 218 - Revisions to Permanent Loading Dock										\$6,470									
ASR 219 - Remodel - Repair of Existing										\$57,350									
ASR 220 - Remodel - Space Plan Yield/Adjust										\$47,550									
ASR 221 - Skylight Revisions										\$5,110									
ASR 222 Remodel - Misc. Revisions (Group 1; Project 1-6)										\$218,447									
ASR 223 Remodel - Misc. Revision (Group 2; Project 7-9)																			
ASR 224 - Remodel - Detailed Sizing for Underpinning at 1st Floor Solid Wall Wall																			
ASR 226 NISI - Geotechnical Services for Retaining Wall at Fall Building																			
ASR 227 - NISI - Woodside Ramp Landscaping										\$11,200									
ASR 228 Anchorage Revisions to Roofing Mounting Reinforced Equipment										\$20,325									
ASR 229 - Misc. Anchorage Revisions to Rooftop Mounting Mechanical										\$19,110									
ASR 230 Link - Bulk Oxygen Storage (Vendor Change)											\$58,000								
ASR 231 EBP - Structural Revisions at Connector Building											\$6,810								
ASR 232 - Remodel - Structural Engineering Design ASR18											\$61,575								
ASR 233 Remodel - Shelving Revising											\$19,575								
ASR 234 Link - Wind Study Consultant											\$8,535								
ASR 235 Link - Diagnostics and Observation Expansion											\$0								
ASR 236 Link - Detail Suite Revisions											\$12,245								
ASR 237 Campus - Substation Switchgear Changes											\$17,900								
ASR 238 Link - Pool Service Change (Cook Cliff)											\$56,000								
ASR 239 Campus - Ref. Identification Numbers											\$96,786								
ASR 240 Campus - Resident Laundry Additions											\$10,810								
ASR 241 BUB - Anchorage Revisions to Rooftop Mounting Mechanical Equipment											\$59,610								
ASR 242 SUB - Drain Cover Revisions											\$90,230								
ASR 244 NISI - CO Storage and Loading Dock Interim Grading/Porting Plan																			

ATTACHMENT 2
 Laguna Honda Hospital Replacement Program
 Addendum to the Design Agreement
 Source Architecture Inc./ AS-12000084

Additional Service Request	Additional Service Requests														
	Modification No. 5*	Modification No. 6	Modification No. 7	Modification No. 8	Modification No. 9**	Modification No. 10	Modification No. 11	Modification No. 12	Modification No. 13	Modification No. 14	Modification No. 15	Modification No. 16	Modification No. 17	Modification No. 18	Modification No. 19
ASR 245 Link - Rebuild of Steam Drifts Room													\$10,915		
ASR 246 Link Building - Additional Anchorage Revisions to Rooftop Mounted Mechanical Equipment													\$24,270		
ASR 247 Link - ISAT As-Built Submittal Review													\$43,150		
ASR 248 SRP/ERD - ISAT As-Built Submittal													\$10,490		
ASR 249 - Campus - Addition Temporary Work in Places													\$19,805		
ASR 251 Campus - Room Renumbering													\$6,260		
ASR 252 SR0 - Pro-Action Fire Protection System for Server, PBX and Telecom Rooms													\$3,488		
ASR 253 ERD - Remedial Action due to Discovery of Soil Wet of Connector Building													\$12,468		
ASR 254 NISI - Greasehouse Modifications													\$16,195		
ASR 255 Campus - Coordination of Equipment and Furniture Drawings													\$744,673		
ASR 256 Campus - Extension of Architectural Staff Assignment													\$4,821		
ASR 257 SR0 - Design Revalidation Road													\$75,000		\$400,000
ASR 258 Campus - 257 775 Make-up															
ASR 260 - Campus - Addition of Duct Type															
ASR 263 - SR3 Owner Remedial UPS													\$9,278		
ASR 264 - Campus - Airwork Coordination and Installation													\$12,342		
ASR 265 - BR/SRB - Anchorage Revisions to Rooftop Mounted Mechanical Equipment													\$26,638		
ASR 266 - Link - Duct - Duct Well													\$6,420		
ASR 267 - NISI - Additional Woodwork Ramp Modifications													\$7,755		
ASR 268 - Campus - Waterproofing Consultant															
ASR 272 Remedial - Additional CA just															\$184,275
ASR 273 - Campus - Washer Dyer Electrical Load Evaluation													\$14,020		
ASR 274 - Remedial - Rooftop Equipment Platform															
ASR 275 - Remedial - Rooftop Equipment Platform Documents															\$6,715
ASR 276 - Remedial - Repair Scope of Work															\$13,950
ASR 277 - Remedial - Mechanical Room 12011 Revision															\$15,973
ASR 291 - Remedial - Hospital Decommissioning															\$7,522
ASR 292 - Remedial - Structural Analysis of Building "H" Floor Slab															
ASR 294 Converging Technology Consultant														\$2,560	
ASR 295 Campus - Nurse Call System													\$41,250		
ASR 296 Remedial - Drawing Revisions Required to Document Scope of Work Reduction													\$7,455		
ASR 298 Link - Airway Drawings													\$59,935		
ASR 299 Diagnostics													\$17,555		
ASR 300 - Campus - Extended CA Services													\$149,330		
ASR 300 - Campus - Extended CA Services													\$2,787,537		
ASR 300 (6 - Campus - Extended CA Services															
ASR 300 (4 - Campus - Extended CA Services (May 1, 2010 to Aug 31, 2010)															\$503,500
ASR 300 (3 - Campus - Extended CA Services (July 1, 2010 to Aug 31, 2010)															\$224,805
ASR 2006 - Campus - Extended CA Services														\$461,006	
ASR 3006 - Campus - Extended CA Services (7/01/11-12/31/11)															\$491,672

ATTACHMENT V
 Laguna Honda Hospital Replacement Program
 Statewide Architecture Firm Agreement to the Design Agreement
 00A112000004

Additional Service Request	Additional Service Requests																		
	Modification No. 5 ^a	Modification No. 6	Modification No. 7	Modification No. 8	Modification No. 9 ^a	Modification No. 10	Modification No. 11	Modification No. 12	Modification No. 13	Modification No. 14	Modification No. 15	Modification No. 16	Modification No. 17	Modification No. 18	Modification No. 19				
ASR 2007 - Revised CA Services (7/15, 8/12/12)															\$691,430				
ASR 2007 - Computer Estimate (7/11, 9/11/11)															\$297,025				
ASR 2008 - Computer Estimate CA Services															\$64,600				
ASR - Allowance													\$77,030						
TOTAL	\$496,704	\$740,692	\$489,645	\$574,597	\$499,512	\$611,598	\$499,980	\$4,948,303	\$499,950	\$4,978,404	\$495,572	\$5,670,180	\$477,586	\$2,703,372					
ASR Cumulative	\$496,704	\$1,237,396	\$1,727,041	\$2,299,638	\$2,799,150	\$3,410,748	\$3,910,728	\$8,859,031	\$9,358,981	\$14,337,385	\$14,832,957	\$20,503,137	\$20,980,723	\$23,684,095					
Cumulative Contract Amount	\$74,158,713	\$31,535,540	\$32,023,185	\$32,598,782	\$33,095,294	\$33,706,892	\$34,206,872	\$39,155,175	\$39,655,125	\$44,633,529	\$45,129,101	\$50,799,281	\$51,276,867	\$53,980,239					

^aASRs were authorized in modifications 1 thru 4.
^bModification No. 9 had an incorrect value.
 NOTE: ASR No. 10 is a cumulative amount that will be issued as definitive Change Orders to CDCR.

**STANTEC ARCHITECTURE INC
LAGUNA HONDA HOSPITAL REPLACEMENT PROGRAM ARCHITECT**

HRC Modification Form

HRC FORM 10
CONTRACT AMENDMENT, MODIFICATION OR SUPPLEMENTAL CHANGE ORDERS
ENAT1200004 MODIFICATION NO. 19

Submit this form, along with the required supporting documentation, when processing the first contract amendment, modification, supplement or change order that cumulatively increases the original contract amount by more than 20%, and then for all subsequent requests. (This provision applies only to contracts originally valued at \$50,000 or more).

Name of Project: Laguna Honda Hospital Replacement Program

Original Contract Amount: \$2,400,352

Contract Amount as Modified to Date: \$48,876,515

Amount of current Modification Request: \$2,703,372

REQUIRED ATTACHMENTS:


1. Revised HRC Form 2A, reflecting the new overall contract amounts for the prime contractor, joint venture partners and subcontractors.
2. A list of all prior contract amendments, modifications, supplements and/or change orders leading up to this modification, including those leading up to the amendment which increased the original contract amount by more than 20%.
3. A list of the contractors and subcontractors working on this amendment, modification, supplement or change order with the contract dollars for each individual firm.

See Attachment 1, HRC Cumulative

See Attachment 1, HRC Cumulative

4. A brief description of the work to be performed under this amendment, modification, supplement or change order.

See Attachment 2, Mod No. 19 Column

Contractor Owner/Authorized Representative: 
Ann K. Killeen, AIA, Senior Principal of Stantec

Phone: (415) 882-9500

Date: _____

FOR HRC USE ONLY. Received: _____

APPROVED:

HRC Representative: _____ Date: _____

HRC FORM 10
CONTRACT AMENDMENT, MODIFICATION OR SUPPLEMENTAL CHANGE ORDERS
ENAT12000004 MODIFICATION NO. 19

Submit this form, along with the required supporting documentation, when processing the first contract amendment, modification, supplement or change order that cumulatively increases the original contract amount by more than 20%, and then for all subsequent requests. (This provision applies only to contracts originally valued at \$50,000 or more).

Name of Project: Laguna Honda Hospital Replacement Program

Original Contract Amount: \$2,400,352

Contract Amount as Modified to Date: \$48,876,515

Amount of current Modification Request: \$2,703,372

REQUIRED ATTACHMENTS:

1. Revised HRC Form 2A, reflecting the new overall contract amounts for the prime contractor, joint venture partners and subcontractors.
2. A list of all prior contract amendments, modifications, supplements and/or change orders leading up to this modification, including those leading up to the amendment which increased the original contract amount by more than 20%.


See Attachment 1, HRC Cumulative


3. A list of the contractors and subcontractors working on this amendment, modification, supplement or change order with the contract dollars for each individual firm.

See Attachment 1, HRC Cumulative

4. A brief description of the work to be performed under this amendment, modification, supplement or change order.

See Attachment 2, Mod No. 19 Column

Contractor Owner/Authorized Representative: 
Ann K. Killeen, AIA, Senior Principal of Stantec
Phone: (415) 882-9500
Date: _____

FOR HRC USE ONLY. Received: <u>H/26/12</u>
APPROVED: <input checked="" type="checkbox"/> <u></u>
HRC Representative: <u>SEOR ROMEY DZUKUNU</u> Date: <u>4/26/12</u>

City and County of San Francisco



Willie Lewis Brown, Jr., Mayor
Edwin M. Lee, Director

CONTRACT #
8050.A
FILE #
TASK 43

File # 5.



(415) 554-6229
FAX (415) 554-6232
http://www.sfdpw.com

Department of Public Works
Contract Administration Division
Financial Management and Administration
875 Stevenson Street, Room 420
San Francisco, CA 94103-0903
Gordon Choy, Division Manager

NOTICE TO PROCEED

Contractor: Anshen+Allen/Gordon H Chong & Partners, LH Joint Venture Architects
901 Market Street
San Francisco, CA 94103

Project: Laguna Honda Hospital Replace Program (Interim Agreement)

Term: August 1, 2000 through February 28, 2001

Job No.: 8050A

DPW Order No.: 172,690

Contract Amount: \$2,400,352.00

Controller's Posting Number:

Reference this # on your invoices No.: ENAT01000007

Date Posted: November 30, 2000

Edwin M. Lee
Director of Public Works

by *Gordon Choy*
Division of Contract Administration
November 30, 2000

** Complete copy of document is
located in

File No. 120476

cc: Michael Lane, BOA

attachments: Contract Purchase Order
Appointment
Agreement

JEC:mmn

"IMPROVING THE QUALITY OF LIFE IN SAN FRANCISCO" We are dedicated individuals committed to teamwork, customer service and continuous improvement in partnership with the community.

Customer Service

Teamwork

Continuous Improvement

FORM SFEC-126:
NOTIFICATION OF CONTRACT APPROVAL
 (S.F. Campaign and Governmental Conduct Code § 1.126)

City Elective Officer Information <i>(Please print clearly.)</i>	
Name of City elective officer(s): Members; SF Board of Supervisors	City elective office(s) held: Members, SF Board of Supervisors

Contractor Information <i>(Please print clearly.)</i>	
Name of contractor: Stantec Architecture Inc.	
Please list the names of (1) members of the contractor's board of directors; (2) the contractor's chief executive officer, chief financial officer and chief operating officer; (3) any person who has an ownership of 20 percent or more in the contractor; (4) any subcontractor listed in the bid or contract; and (5) any political committee sponsored or controlled by the contractor. Use additional pages as necessary.	
<ol style="list-style-type: none"> 1. Aram H. Keith, Robert J. Gomes, Robert J. Bradshaw, Susan E. Hartman, David L. Emerson, Dr. Delores M. Etter, Douglas K. Ammerman, Anthony P. Franceschini, Ivor M. Ruste 2. Robert J. Gomes, CEO; Dan Lefaivre, CFO; Richard Allen, COO. 3. NA 4. Forell/Elsesser Engineers, Ansari Structural Engineers, Ove Arup & Partners, SJ Engineers, FW & Associates, JS Nolan Associates Lighting Design, Teecom Design (formerly KC/Future), Kate Keating Associates 5. NA 	
Contractor address: 901 Market Street, San Francisco, CA 94103 (415) 882-9500	
Date that contract was approved: <i>By Board of Supervisors</i>	Amount of contract: \$53,980,239
Describe the nature of the contract that was approved: Provides architectural and engineering services for the Laguna Honda Hospital Replacement Program	
Comments:	

This contract was approved by (check applicable):

the City elective officer(s) identified on this form

a board on which the City elective officer(s) serves : San Francisco Board of Supervisors
Print Name of Board

the board of a state agency (Health Authority, Housing Authority Commission, Industrial Development Authority Board, Parking Authority, Redevelopment Agency Commission, Relocation Appeals Board, Treasure Island Development Authority) on which an appointee of the City elective officer(s) identified on this form sits

<small>Print Name of Board</small>	
Filer Information <i>(Please print clearly.)</i>	
Name of filer: Angela Calvillo, Clerk of the Board	Contact telephone number: 415-554-5184
Address: City Hall Room 244 1 Dr. Carlton B. Goodlett Pl., San Francisco, CA 94102	E-mail: Board.of.Supervisors@sfgov.org

 Signature of City Elective Officer (if submitted by City elective officer)

 Date Signed

 Signature of Board Secretary or Clerk (if submitted by Board Secretary or Clerk)

 Date Signed