



San Francisco Police Department Crime Analysis Unit Response to Request for Information



Requestor: Chief Ranger David P. Murphy, San Francisco Recreation and Parks

Date Received: 7/13/2023

Date Searched: 7/19/2023

Request:

1. Total Auto burglaries by Park between January 1, 2022 and July 18, 2023
2. Citywide Auto burglaries between January 1, 2022 and July 18, 2023
3. Alamo Square Auto burglaries between January 1, 2022 and July 18, 2023
4. Golden Gate Park Auto burglaries between January 1, 2022 and July 18, 2023
5. Palace of Fine Arts Auto burglaries between January 1, 2022 and July 18, 2023
6. Twin Peaks Auto burglaries between January 1, 2022 and July 18, 2023
7. Coit tower Auto burglaries between January 1, 2022 and July 18, 2023

Response:

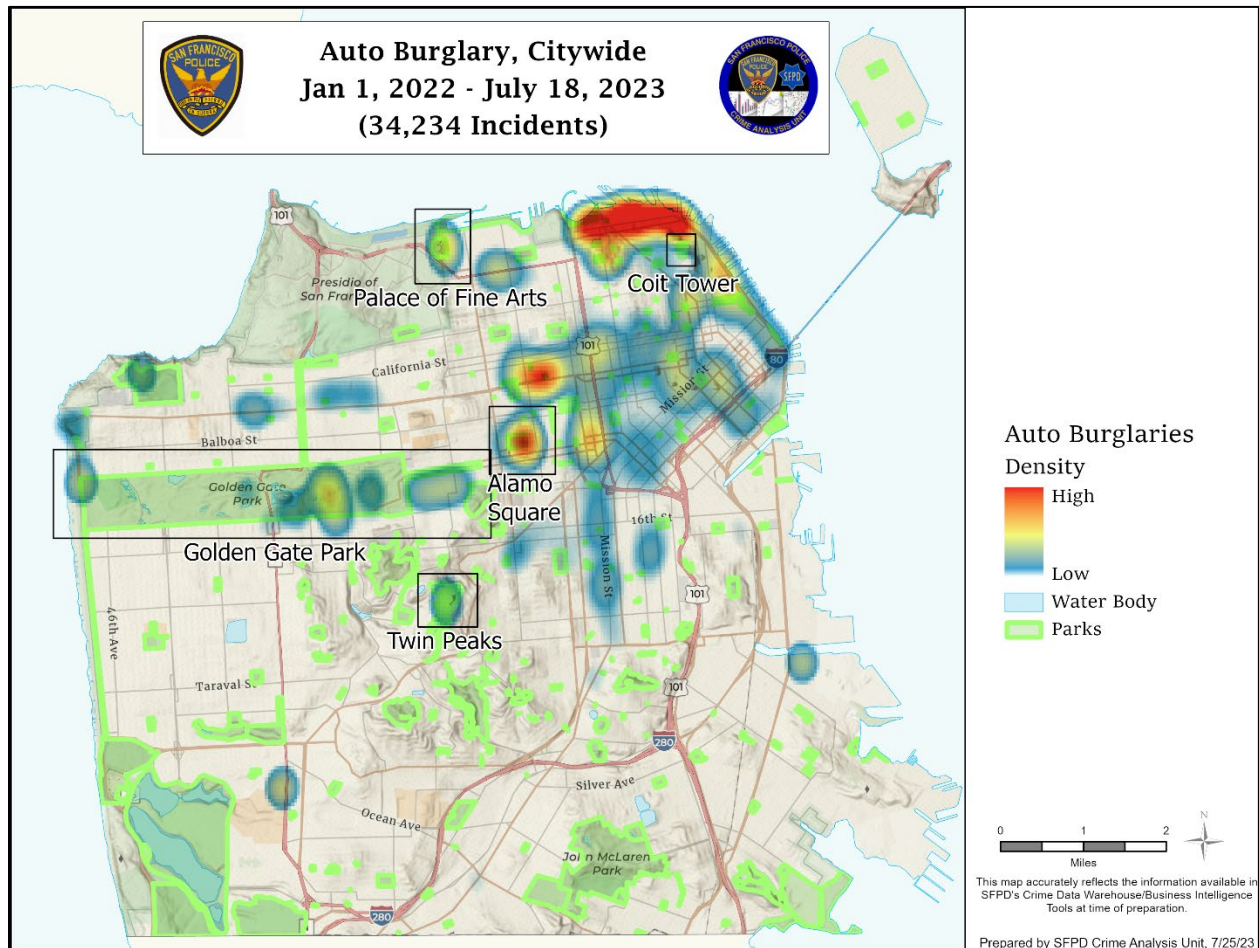
Park	Auto Burglary Count	Auto Burglary Percentage
Alamo Square Park	1,024	26%
Golden Gate Park	2,000	51%
Palace of Fine Arts	565	14%
Twin Peaks	322	8%
Coit Tower	13	0.3%
Total	3,924	

Disclaimer:

All figures and data are preliminary and subject to further analysis and revision. Crime statistics are based on FBI UCR guidelines. Unless otherwise noted, crime statistics reflect "AS IS" based on the requested date and data availability as of its search date. Information contained may be sensitive in nature that requires additional safeguards against public dissemination, the media, or other personnel who do not have a valid "right and need-to-know". Dissemination of this document and its contents outside the San Francisco Police Department is prohibited without approval from the SFPD Command Staff.

1. Citywide Auto burglaries between January 1, 2022 and July 18, 2023

Citywide Auto Burglary Incidents January 1, 2022 - July 18, 2023									
Time	Sun	Mon	Tue	Wed	Thu	Fri	Sat	Grand Total	Percentage
0000-0359	619	531	474	497	458	585	617	3,781	11%
0400-0759	293	343	322	343	304	364	295	2,264	7%
0800-1159	917	899	788	926	876	1,162	850	6,418	19%
1200-1559	1,133	972	852	1,062	948	1,178	1,136	7,281	21%
1600-1959	1,030	1,262	1,223	1,383	1,227	1,224	1,089	8,438	25%
2000-2359	773	773	745	900	920	1,038	903	6,052	18%
Grand Total	4,765	4,780	4,404	5,111	4,733	5,551	4,890	34,234	100%
Percentage	14%	14%	13%	15%	14%	16%	14%	100%	

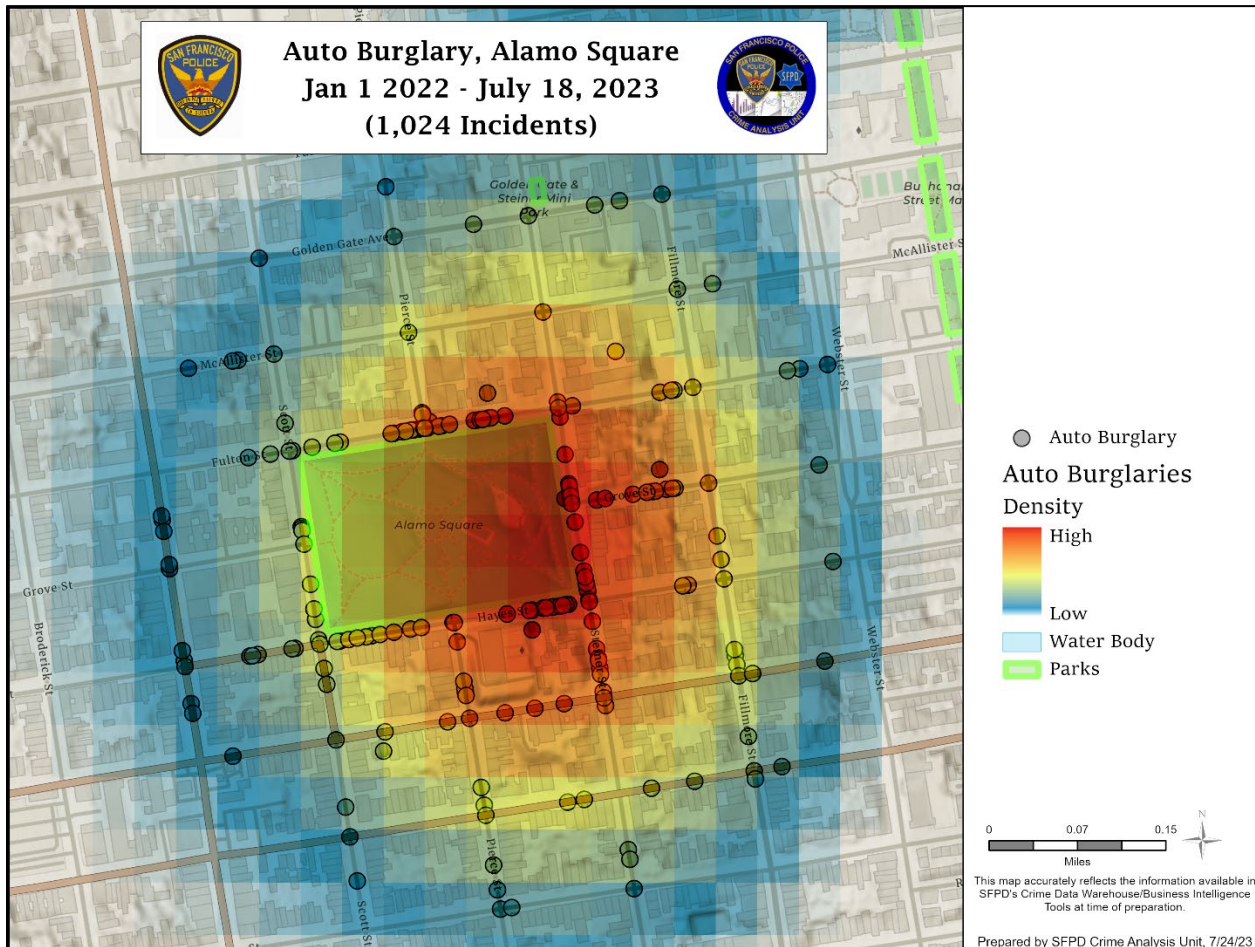


Disclaimer:

All figures and data are preliminary and subject to further analysis and revision. Crime statistics are based on FBI UCR guidelines. Unless otherwise noted, crime statistics reflect "AS IS" based on the requested date and data availability as of its search date. Information contained may be sensitive in nature that requires additional safeguards against public dissemination, the media, or other personnel who do not have a valid "right and need-to-know". Dissemination of this document and its contents outside the San Francisco Police Department is prohibited without approval from the SFPD Command Staff.

2. Alamo Square Auto burglaries between January 1, 2022 and July 18, 2023

Auto Burglary Incidents: Alamo Square January 1, 2022 - July 18, 2023									
Time	Sun	Mon	Tue	Wed	Thu	Fri	Sat	Grand Total	Percentage
0000-0359	15	4	2	8	1	9	9	48	5%
0400-0759	5	4	4	4	1	7	3	28	3%
0800-1159	41	49	33	42	37	72	29	303	30%
1200-1559	80	50	39	68	44	52	67	400	39%
1600-1959	43	28	14	26	30	30	31	202	20%
2000-2359	3	9	4	6	10	5	6	43	4%
Grand Total	187	144	96	154	123	175	145	1,024	100%
Percentage	18%	14%	9%	15%	12%	17%	14%	100%	




Disclaimer:

All figures and data are preliminary and subject to further analysis and revision. Crime statistics are based on FBI UCR guidelines. Unless otherwise noted, crime statistics reflect "AS IS" based on the requested date and data availability as of its search date. Information contained may be sensitive in nature that requires additional safeguards against public dissemination, the media, or other personnel who do not have a valid "right and need-to-know". Dissemination of this document and its contents outside the San Francisco Police Department is prohibited without approval from the SFPD Command Staff.

3. Golden Gate Park Auto burglaries between January 1, 2022 and July 18, 2023

Auto Burglary Incidents: Golden Gate Park January 1, 2022 - July 18, 2023									
Time	Sun	Mon	Tue	Wed	Thu	Fri	Sat	Grand Total	Percentage
0000-0359	4	8	7	10	9	16	8	62	3%
0400-0759	5	4	9	12	4	18	11	63	3%
0800-1159	70	89	76	108	76	162	69	650	33%
1200-1559	79	118	104	116	133	144	97	791	40%
1600-1959	50	64	47	61	40	43	50	355	18%
2000-2359	12	7	13	10	15	15	7	79	4%
Grand Total	220	290	256	317	277	398	242	2,000	100%
Percentage	11%	15%	13%	16%	14%	20%	12%	100%	

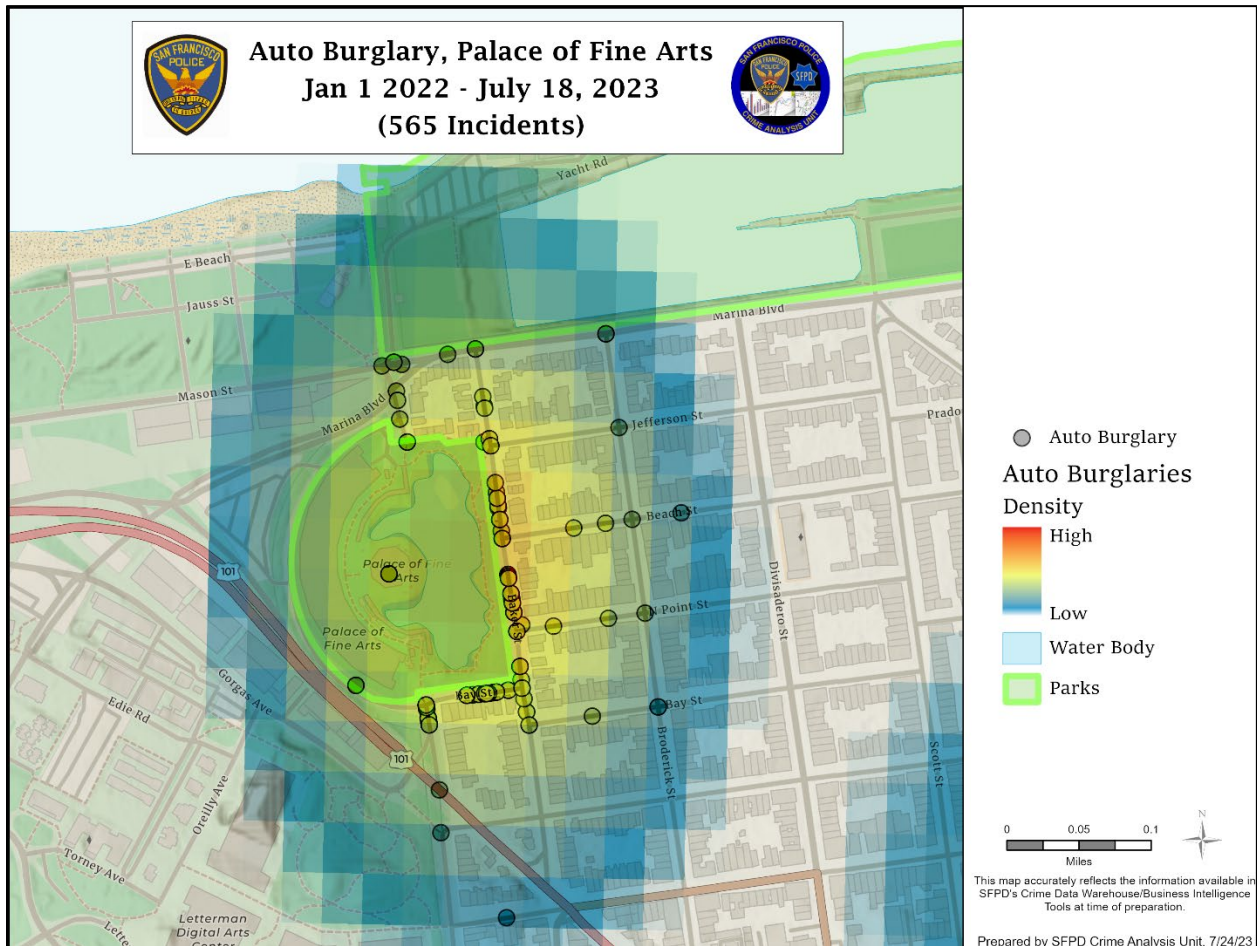


Disclaimer:

All figures and data are preliminary and subject to further analysis and revision. Crime statistics are based on FBI UCR guidelines. Unless otherwise noted, crime statistics reflect "AS IS" based on the requested date and data availability as of its search date. Information contained may be sensitive in nature that requires additional safeguards against public dissemination, the media, or other personnel who do not have a valid "right and need-to-know". Dissemination of this document and its contents outside the San Francisco Police Department is prohibited without approval from the SFPD Command Staff.

4. Palace of Fine Arts Auto burglaries between January 1, 2022 and July 18, 2023

Auto Burglary Incidents: Palace of Fine Arts January 1, 2022 - July 18, 2023									
Time	Sun	Mon	Tue	Wed	Thu	Fri	Sat	Grand Total	Percentage
0000-0359	1	3	1	2	2	1	1	11	2%
0400-0759	4	2	4	2	2	1	1	16	3%
0800-1159	34	29	28	20	25	44	20	200	35%
1200-1559	19	26	16	33	29	49	26	198	35%
1600-1959	13	10	19	20	18	9	20	109	19%
2000-2359	4	3	4	3	3	9	5	31	5%
Grand Total	75	73	72	80	79	113	73	565	100%
Percentage	13%	13%	13%	14%	14%	20%	13%	100%	




Disclaimer:

All figures and data are preliminary and subject to further analysis and revision. Crime statistics are based on FBI UCR guidelines. Unless otherwise noted, crime statistics reflect "AS IS" based on the requested date and data availability as of its search date. Information contained may be sensitive in nature that requires additional safeguards against public dissemination, the media, or other personnel who do not have a valid "right and need-to-know". Dissemination of this document and its contents outside the San Francisco Police Department is prohibited without approval from the SFPD Command Staff.

5. Twin Peaks Auto burglaries between January 1, 2022 and July 18, 2023

Auto Burglary Incidents: Twin Peaks January 1, 2022 - July 18, 2023									
Time	Sun	Mon	Tue	Wed	Thu	Fri	Sat	Grand Total	Percentage
0000-0359	0	0	1	0	1	1	3	6	2%
0400-0759	1	0	0	2	1	1	1	6	2%
0800-1159	15	8	9	25	10	17	5	89	28%
1200-1559	13	18	2	15	12	11	18	89	28%
1600-1959	12	11	13	20	5	11	9	81	25%
2000-2359	7	10	1	7	2	17	7	51	16%
Grand Total	48	47	26	69	31	58	43	322	100%
Percentage	15%	15%	8%	21%	10%	18%	13%	100%	

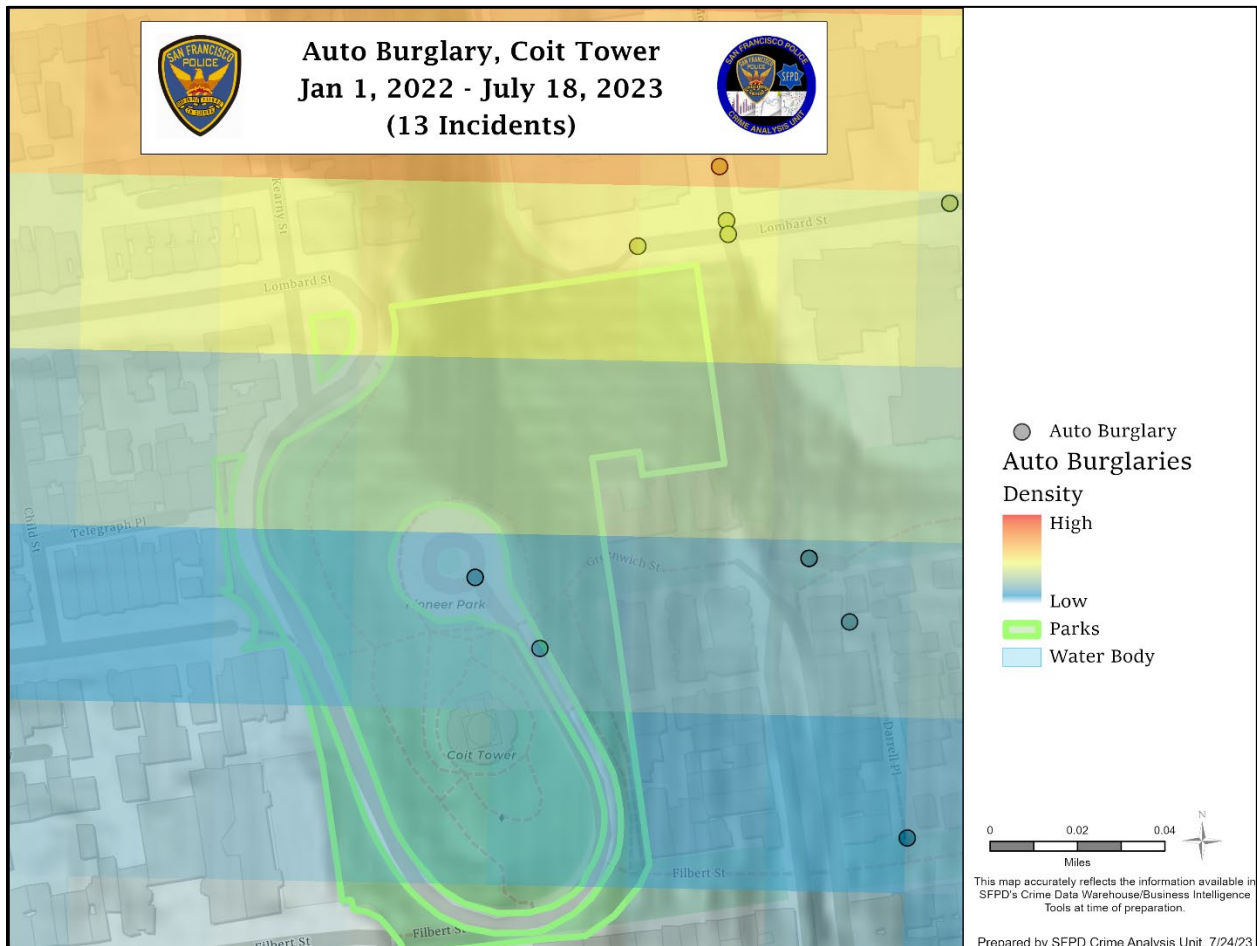


Disclaimer:

All figures and data are preliminary and subject to further analysis and revision. Crime statistics are based on FBI UCR guidelines. Unless otherwise noted, crime statistics reflect "AS IS" based on the requested date and data availability as of its search date. Information contained may be sensitive in nature that requires additional safeguards against public dissemination, the media, or other personnel who do not have a valid "right and need-to-know". Dissemination of this document and its contents outside the San Francisco Police Department is prohibited without approval from the SFPD Command Staff.

6. Coit Tower Auto burglaries between January 1, 2022 and July 18, 2023

Auto Burglary Incidents: Coit Tower									
January 1, 2022 - July 18, 2023									
Time	Sun	Mon	Tue	Wed	Thu	Fri	Sat	Grand Total	Percentage
0000-0359	0	0	0	0	0	0	0	0	0%
0400-0759	0	0	0	0	0	0	0	0	0%
0800-1159	0	0	0	1	0	1	1	3	23%
1200-1559	0	0	0	1	0	1	0	2	15%
1600-1959	0	0	1	0	1	0	1	3	23%
2000-2359	0	1	1	0	1	0	2	5	38%
Grand Total	0	1	2	2	2	2	4	13	100%
Percentage	0%	8%	15%	15%	15%	15%	31%	100%	



Source: SFPD Business Intelligence

Disclaimer:

All figures and data are preliminary and subject to further analysis and revision. Crime statistics are based on FBI UCR guidelines. Unless otherwise noted, crime statistics reflect "AS IS" based on the requested date and data availability as of its search date. Information contained may be sensitive in nature that requires additional safeguards against public dissemination, the media, or other personnel who do not have a valid "right and need-to-know". Dissemination of this document and its contents outside the San Francisco Police Department is prohibited without approval from the SFPD Command Staff.