

BOARD of SUPERVISORS



City Hall  
1 Dr. Carlton B. Goodlett Place, Room 244  
San Francisco 94102-4689  
Tel. No. (415) 554-5184  
Fax No. (415) 554-5163  
TDD/TTY No. (415) 554-5227

## MEMORANDUM

### RULES COMMITTEE

#### SAN FRANCISCO BOARD OF SUPERVISORS

TO: Supervisor Matt Dorsey, Chair  
Rules Committee

FROM: Victor Young, Assistant Clerk *Victor Young*

DATE: March 20, 2023

SUBJECT: **COMMITTEE REPORT, BOARD MEETING**  
Tuesday, March 21, 2023

The following file should be presented as a **COMMITTEE REPORT** at the Board Meeting on Tuesday, March 21, 2023. This item was acted upon at the Rules Committee Meeting on Monday, March 20, 2023, at 10:00 a.m., by the votes indicated.

#### **Item No. 28 File No. 230289**

[Appointments, Sugary Drinks Distributor Tax Advisory Committee - Chester Williams, John Ilesha Ena, Marna Armstead, Francis Abigail Cabrera, Jamey Schmidt, Linda Ye, Eva Holman, and Laura Urban]

Motion appointing Chester Williams (residency requirement waived), John Ilesha Ena, Marna Armstead, Francis Abigail Cabrera, Jamey Schmidt, Linda Ye, Eva Holman, and Laura Urban, terms ending December 31, 2024, to the Sugary Drinks Distributor Tax Advisory Committee.

#### RECOMMENDED AS COMMITTEE REPORT

Vote: Supervisor Shamann Walton - Aye  
Supervisor Ahsha Safai - Aye  
Supervisor Matt Dorsey - Aye

c: Board of Supervisors  
Angela Calvillo, Clerk of the Board  
Alisa Somera, Legislative Deputy Director  
Anne Pearson, Deputy City Attorney

File No. 230289

Committee Item No. 2

Board Item No. \_\_\_\_\_

# COMMITTEE/BOARD OF SUPERVISORS

## AGENDA PACKET CONTENTS LIST

Committee: Rules Committee

Date March 20, 2023

Board of Supervisors Meeting

Date \_\_\_\_\_

### Cmte Board

- Motion
- Resolution
- Ordinance
- Legislative Digest
- Budget and Legislative Analyst Report
- Youth Commission Report
- Introduction Form
- Department/Agency Cover Letter and/or Report
- Memorandum of Understanding (MOU)
- Grant Information Form
- Grant Budget
- Subcontract Budget
- Contract/Agreement
- Form 126 - Ethics Commission
- Award Letter
- Application
- Form 700
- Information/Vacancies (Boards/Commissions)
- Public Correspondence

**OTHER** (Use back side if additional space is needed)

<input type="checkbox"/>	<input type="checkbox"/>	_____
<input type="checkbox"/>	<input type="checkbox"/>	_____
<input type="checkbox"/>	<input type="checkbox"/>	_____
<input type="checkbox"/>	<input type="checkbox"/>	_____
<input type="checkbox"/>	<input type="checkbox"/>	_____
<input type="checkbox"/>	<input type="checkbox"/>	_____
<input type="checkbox"/>	<input type="checkbox"/>	_____
<input type="checkbox"/>	<input type="checkbox"/>	_____
<input type="checkbox"/>	<input type="checkbox"/>	_____
<input type="checkbox"/>	<input type="checkbox"/>	_____

Completed by: Victor Young Date March 16, 2023

Completed by: \_\_\_\_\_ Date \_\_\_\_\_

1 [Appointments, Sugary Drinks Distributor Tax Advisory Committee - Chester Williams, John  
2 Ilesha Ena, Marna Armstead, Francis Abigail Cabrera, Jamey Schmidt, Linda Ye, Eva Holman,  
3 and Laura Urban]

4 **Motion appointing Chester Williams (residency requirement waived), John Ilesha Ena,**  
5 **Marna Armstead, Francis Abigail Cabrera, Jamey Schmidt, Linda Ye, Eva Holman, and**  
6 **Laura Urban, terms ending December 31, 2024, to the Sugary Drinks Distributor Tax**  
7 **Advisory Committee.**

8  
9 MOVED, That the Board of Supervisors of the City and County of San Francisco does  
10 hereby appoint the hereinafter designated persons to serve as members of the Sugary Drinks  
11 Distributor Tax Advisory Committee, pursuant to the provisions of Administrative Code,  
12 Article IV, Sections 5.20 and 5.21, for the terms specified:

13 Chester Williams (residency requirement waived), seat 1, succeeding Vanessa Bohn  
14 (residency requirement waived), term expired, must be held by a representative of a nonprofit  
15 organization that advocate for health equity in communities that are disproportionately  
16 impacted by diseases related to the consumption of sugar-sweetened beverages, for the  
17 unexpired portion of a two-year term ending December 31, 2024;

18 John Ilesha Ena, seat 2, succeeding Maysha Bell, term expired, must be held by a  
19 representative of a nonprofit organization that advocate for health equity in communities that  
20 are disproportionately impacted by diseases related to the consumption of sugar-sweetened  
21 beverages, for the unexpired portion of a two-year term ending December 31, 2024;

22 Marna Armstead, seat 3, succeeding herself, term expired, must be held by a  
23 representative of a nonprofit organization that advocates for health equity in communities that  
24 are disproportionately impacted by diseases related to the consumption of sugar-sweetened  
25 beverages, for the unexpired portion of a two-year term ending December 31, 2024;

1 Francis Abigail Cabrera, seat 4, succeeding themselves, term expired, must be an  
2 individual who is employed at a medical institution in San Francisco and who has experience  
3 in the diagnosis or treatment of, or in research or education about, chronic and other diseases  
4 linked to the consumption of sugar-sweetened beverages, for the unexpired portion of a two-  
5 year term ending December 31, 2024;

6 Jamey Schmidt, seat 5, succeeding Diana Lau, term expired, must be an individual  
7 who is employed at a medical institution in San Francisco and who has experience in the  
8 diagnosis or treatment of, or in research or education about, chronic and other diseases linked  
9 to the consumption of sugar-sweetened beverages, for the unexpired portion of a two-year  
10 term ending December 31, 2024;

11 Linda Ye, seat 6, succeeding Kiana Sezawar Keshavarz, term expired, must be a  
12 person who is under 19 years old at the time of appointment and who may be a member of  
13 the Youth Commission, nominated by the Youth Commission and appointed by the Board of  
14 Supervisors, for the unexpired portion of a two-year term ending December 31, 2024. (Note: If  
15 the person is under legal voting age and unable to be an elector for that reason, the person  
16 may hold this seat, but upon reaching legal voting age, the person shall relinquish the seat  
17 unless he or she becomes an elector, in which case the person shall retain the seat.);

18 Eva Holman, seat 15, succeeding Dianna Cavagnaro, term expired, must be a parent  
19 or guardian of a student enrolled in the San Francisco Unified School District at the time of  
20 appointment, nominated by the San Francisco Unified School District's Parent Advisory  
21 Council, and appointed by the Board of Supervisors, if the Parent Advisory Council declines to  
22 nominate a member to the vacant seat for 60 days, the Board of Supervisors may appoint a  
23 member of the public to fill the seat, for the unexpired portion of a two-year term ending  
24 December 31, 2024;

25

1 Laura Urban, seat 16, succeeding Maureen Guerrero, term expired, must be a person  
2 with experience or expertise in services and programs for children five years old and under,  
3 for the unexpired portion of a two-year term ending December 31, 2024; and, be it

4 FURTHER MOVED, That the Board of Supervisors makes the following findings:

- 5 1. The membership of the Sugary Drinks Distributor Tax Advisory Committee has a goal  
6 to be representative of the diversity of the City and County of San Francisco.
- 7 2. Applicant Chester Williams, who is not a resident of San Francisco, is a person with  
8 experience that uniquely qualifies them to serve on the Sugary Drinks Distributor Tax  
9 Advisory Committee.
- 10 3. The Sugary Drinks Distributor Tax Advisory Committee has attempted to fill the  
11 position, for which Chester Williams was nominated, with an individual who is City a  
12 resident and who has the specific experience, skills, and qualifications, but has been  
13 unable to do so at this time. The Rules Committee has certified that Chester Williams  
14 is qualified to serve on the Sugary Drinks Distributor Tax Advisory Committee.
- 15 4. After exercising due diligence, the Board of Supervisors concludes that there is no  
16 other possible representatives who is a resident of San Francisco, who has the specific  
17 experience, skills, or qualifications possessed by this applicant, and who is willing to  
18 serve on the Sugary Drinks Distributor Tax Advisory Committee at this time; and, be it

19 FURTHER MOVED, That the Board of Supervisors waives the residency requirement  
20 for Chester Williams, as is allowed in cases where no qualified City resident who is willing to  
21 serve can be found, pursuant to Charter, Section 4.101(a)(2), that otherwise requires  
22 person(s) appointed to boards, commissions, and advisory bodies established by legislative  
23 act of the Board of Supervisors to be resident(s) of the City and County of San Francisco.

BOARD of SUPERVISORS



City Hall
1 Dr. Carlton B. Goodlett Place, Room 244
San Francisco 94102-4689
Tel. No. (415) 554-5184
Fax No. (415) 554-5163
TDD/TTY No. (415) 554-5227

Application for Boards, Commissions, Committees, & Task Forces

Name of Board/Commission/Committee/Task Force: SDDTAC

Seat 1

Seat # (Required - see Vacancy Notice for qualifications):

Gabriela Aleman

94109

Zip Code:

Director

Occupation:

HOMEY

Work Phone: Employer:

Business Address: Zip Code:

Business Email: galeman@missionmealscoalition Home Email:

Pursuant to Charter, Section 4.101(a)(2), Boards and Commissions established by the Charter must consist of residents of the City and County of San Francisco who are 18 years of age or older (unless otherwise stated in the code authority). For certain appointments, the Board of Supervisors may waive the residency requirement.

Resident of San Francisco: Yes No If No, place of residence:

18 Years of Age or Older: Yes No

Pursuant to Mayoral Order, members of boards/commissions are required to be Covid-19 vaccinated and attend in-person meetings.

Covid-19 Vaccinated: Yes No

Pursuant to Charter, Section 4.101(a)(1), please state how your qualifications represent the communities of interest, neighborhoods, and the diversity in ethnicity, race, age, sex, sexual orientation, gender identity, types of disabilities, and any other relevant demographic qualities of the City and County of San Francisco:

I was born and raised in San Francisco's Lower Mission. I have the lived experience of growing up working poor, organizing as a local youth against gentrification and advocating for immigrant rights. As a first-generation child of Nicaraguan and Salvadoran immigrants in the U.S, community organizer, founder of Mission Meals Coalition and a Director at a local agency, I have a rooted understanding of the social, political and economic nuances within the Mission District and my community at large and believe it's a perspective similar to or shared by many San Franciscan constituents.

**Business and/or Professional Experience:**

- Mission Meals Coalition (MMC) - Founder, Lead Organizer & Grant Writer
- Homies Organizing the Mission to Empower Youth (HOMEY) - Director of La Ofrenda
- Bernal Heights Neighborhood Center - Community Engagement Coordinator
- Acción Latina - Paseo Artístico Coordinator

**Civic Activities:**

Chavalos de Aquí y Allá - Board Member

Have you attended any meetings of the body to which you are applying? Yes  No

An appearance before the Rules Committee may be required at a scheduled public hearing, prior to the Board of Supervisors considering the recommended appointment. Applications should be received ten (10) days prior to the scheduled public hearing.

Date: 3/16/2023 Applicant's Signature (required): Gabriela Alemán  
*(Manually sign or type your complete name.  
NOTE: By typing your complete name, you are hereby consenting to use of electronic signature.)*

Please Note: Your application will be retained for one year. Once completed, this form, including all attachments, become public record.

**FOR OFFICE USE ONLY:**

Appointed to Seat #: \_\_\_\_\_ Term Expires: \_\_\_\_\_ Date Vacated: \_\_\_\_\_

# Sugary Drinks Distributor Tax Advisory Committee (SDDTAC)

## Supplemental Questionnaire

1. Please describe the experience you have in public health programs related to diabetes, oral health, obesity, and sugary drink consumption.

Through my leadership at Mission Meals Coalition (MMC), I designed a Diabetes Food Pharmacy program as an extension of MMC's Free Fridge Program following an identified need by the local community. MMC's Diabetes Program is designed to ensure access to healthy, seasonal and culturally responsive resources that is reflective of the Latinx diaspora diet, particularly that of Central, South American and indigenous diabetic community members, who's food staples are largely, if not - entirely, left out in traditional food access spaces, and even more so in diabetic nutrition education and recipes. Through this work, client intakes and surveys, I've seen the deep correlation between the over consumption and easier access to sugary drinks, than that of nutritious recourses, and how that has health impacts.

2. Please describe the ways in which sugary drinks impact diverse communities across San Francisco.

Lower income and communities of color in San Francisco are often food deserts, and experience less overall access to fresh, healthy food. Families with less choice turn to cheaper, nutritionally devoid food products that negatively impacts health outcomes for a wide range of communities in San Francisco.

3. Please describe your experience in reaching out to community-based organizations that serve communities most impacted by sugary drinks.

I founded and was the lead organizer of MMC for three years. My experience building the coalition has allowed me to foster community alongside an intergenerational collective of grassroots organizers, mutual aid groups, traditional organizations, small businesses and local youth. Due to my background in local organizing, I've leveraged culturally responsive, intergenerational and accessible community engagement models in order to build and sustain strong community partnerships, all in the name of community building and healthy access to food resources.

4. Please describe your understanding of how businesses (soda industry, tobacco industry, etc.) impact chronic disease and community health.

Products such as soda and tobacco are made cheaply available and are marketed to communities that are often already at increased risk for chronic disease and poor health.

5. Please describe how your work or life experience will inform the work of the committee.

I was born and raised in San Francisco's Lower Mission. I have the lived experience of growing up working poor, organizing as a local youth against gentrification and advocating for immigrant rights. As a first-generation child of Nicaraguan and Salvadoran immigrants in the U.S, community organizer, founder of Mission Meals Coalition and a Director at a local agency, I have a rooted understanding of the social, political and economic nuances within the Mission District and my community at large and believe it's a perspective similar to or shared by many San Franciscan constituents.



BOARD of SUPERVISORS



City Hall  
1 Dr. Carlton B. Goodlett Place, Room 244  
San Francisco 94102-4689  
Tel. No. (415) 554-5184  
Fax No. (415) 554-5163  
TDD/TTY No. (415) 554-5227

**Application for Boards, Commissions, Committees, & Task Forces**

Name of Board/Commission/Committee/Task Force: Sugary Drinks Distributor Tax Advisory Committee

Seat # (Required - see Vacancy Notice for qualifications): (1) or (2) or (3)

Full Name: Chester K. Williams

[Redacted] Zip Code: 94590-6276

Occupation: Media Consultant+CommFoodCoor.

Work Phone: (415-879-0669) Employer: Community Living Campaign, S.F.

Business Address: 1663 Mission Street, Suite 525 Zip Code: 94103

Business Email: chester@sfccommunityliving.org Home Email: [Redacted]

Pursuant to Charter, Section 4.101(a)(2), Boards and Commissions established by the Charter must consist of residents of the City and County of San Francisco who are 18 years of age or older (unless otherwise stated in the code authority). For certain appointments, the Board of Supervisors may waive the residency requirement.  
Resident of San Francisco: Yes  No  If No, place of residence: Solano County - Vallejo Ca.

18 Years of Age or Older: Yes  No

Pursuant to Mayoral Order, members of boards/commissions are required to be Covid-19 vaccinated and attend in-person meetings.  
Covid-19 Vaccinated: Yes  No

Pursuant to Charter, Section 4.101(a)(1), please state how your qualifications represent the communities of interest, neighborhoods, and the diversity in ethnicity, race, age, sex, sexual orientation, gender identity, types of disabilities, and any other relevant demographic qualities of the City and County of San Francisco:  
Currently employed part-time as the Bayview-Visitacion-Potrero Food Network Coor for the Community Living Campaign, Non-profit organization whose main purpose is to provide community-based services in the areas of food health, transportation safety, Senior education services and family wholistic care needs, for disabled persons of multi-sexual orientations throughout San Francisco, California.  
The communities listed above all qualify as disproportionately impacted by various diseases related to the consumption of sugar-sweetened beverages.

(Applications must be submitted to BOS-Appointments@sfgov.org or to the mailing address listed above.)

**Business and/or Professional Experience:**

Owner of Fillmore Media Systems and Services Co. (Greater Bay Area Region) Specializing in Social Media infrastructure development platforms and tech set-up advising programs.

**Civic Activities:**

URI Resources Incorporated exists to help the most underserved members in the Bayview and adjunct communities, seniors and youth connect with resources that improve their well-being. URI is a grassroots organization that believes in door to door canvassing and sharing information of resources that are available to community members.

**Programs Areas:**

Senior Health And Wellness Program

Director Randolph James

Community Events

Director Oscar James

Workforce Development For Youth and Young Adults

Director Franklin McCoy

Community Communications/Food Security

Director Chester Williams

Building Community Capacity and Outreach

Director John Smith

Have you attended any meetings of the body to which you are applying? Yes  No

An appearance before the Rules Committee may be required at a scheduled public hearing, prior to the Board of Supervisors considering the recommended appointment. Applications should be received ten (10) days prior to the scheduled public hearing.

Date: January 21, 2023

Applicant's Signature (required): Chester K. Williams

*(Manually sign or type your complete name.*

*NOTE: By typing your complete name, you are hereby consenting to use of electronic signature.)*

**Please Note:** Your application will be retained for one year. Once completed, this form, including all attachments, become public record.

**FOR OFFICE USE ONLY:**

Appointed to Seat #: \_\_\_\_\_ Term Expires: \_\_\_\_\_ Date Vacated: \_\_\_\_\_

## Sugary Drinks Distributor Tax Advisory Committee (SDDTAC)

### Supplemental Questionnaire

1. Please describe the experience you have in public health programs related to diabetes, oral health, obesity, and sugary drink consumption.

In the area of diabetes, Senior diagnosed were restricted from sugar content and daily monitoring of blood levels, eventually passing away due to the illness.

2. Please describe the ways in which sugary drinks impact diverse communities across San Francisco.

Programing is multi channel through food to health public & private programs with an emphasis on youth & medically vulnerable populations with the goal being changed habits.

3. Please describe your experience in reaching out to community-based organizations that serve communities most impacted by sugary drinks.

Need for small group & one on one dialogues within their own neighborhood, with offering alternatives choice of beverage selections.

4. Please describe your understanding of how businesses (soda industry, tobacco industry, etc.) impact chronic disease and community health.

Mostly on a negative strategy line encouraging abuse of products rather than restrain and provide selection or lack of abused habits.

5. Please describe how your work or life experience will inform the work of the committee.

I'm one of the crowd within the community talking and eyeballing the scene for needed changes to upgrade the health of its populations.

BOARD of SUPERVISORS



City Hall
1 Dr. Carlton B. Goodlett Place, Room 244
San Francisco 94102-4689
Tel. No. (415) 554-5184
Fax No. (415) 554-5163
TDD/TTY No. (415) 554-5227

Application for Boards, Commissions, Committees, & Task Forces

Name of Board/Commission/Committee/Task Force: Sugary Drinks Distributor Tax Advisory Committee (SDDTAC)

Seat # (Required - see Vacancy Notice for qualifications): Seat #1, 2, 3

Full Name: Linda Kuo

[Redacted] San Francisco, CA Zip Code: 94117
Occupation: Dentist, Dental Director

Work Phone: 415-260-0624 Employer: HealthRIGHT 360

Business Address: 1563 Mission Street, San Francisco, CA Zip Code: 94103

Business Email: lkuo@healthright360.org Home Email: [Redacted]

Pursuant to Charter, Section 4.101(a)(2), Boards and Commissions established by the Charter must consist of residents of the City and County of San Francisco who are 18 years of age or older (unless otherwise stated in the code authority). For certain appointments, the Board of Supervisors may waive the residency requirement.

Resident of San Francisco: Yes [X] No [ ] If No, place of residence:
18 Years of Age or Older: Yes [X] No [ ]

Pursuant to Mayoral Order, members of boards/commissions are required to be Covid-19 vaccinated and attend in-person meetings.

Covid-19 Vaccinated: Yes [X] No [ ]

Pursuant to Charter, Section 4.101(a)(1), please state how your qualifications represent the communities of interest, neighborhoods, and the diversity in ethnicity, race, age, sex, sexual orientation, gender identity, types of disabilities, and any other relevant demographic qualities of the City and County of San Francisco:

I am currently employed at HealthRIGHT 360, a 501(c)3 nonprofit community-based organization. We provide compassionate, integrated care, including primary medical care, dental, reentry services, and SUD/mental health treatment to California's most vulnerable populations (including people with histories of homelessness or involvement in the criminal justice system), regardless of their ability to pay. The agency serves culturally diverse individuals of all ages, including youth, young adults, and adults. HR360 serves more than 35,000 individuals annually across 11 California counties. a non-profit federally qualified healthcare center.

**Business and/or Professional Experience:**

As the current Dental Director at HealthRIGHT 360, I have direct oversight for the services and operations of the dental clinic. I worked as a staff dentist HealthRIGHT360 for 2 years before being promoted to my current role in 2020. Prior to my work in public health, I worked in private dental practices while teaching pre-clinical and clinical studies at my alma mater University of the Pacific Dugoni School of Dentistry for 6 years.

**Civic Activities:**

I am the current chair leading the San Francisco Dental Directors peer network with the support of Cavity Free SF, the citywide partnership dedicated to oral health initiatives for children of San Francisco. I hold active memberships at San Francisco Dental Society, California Dental Association and American Dental Association. I am currently part of the the NNOHA Oral Health Leadership Institute cohort for training and development of Dental Leadership at safety net health clinics around the US.

Have you attended any meetings of the body to which you are applying? Yes  No

An appearance before the Rules Committee may be required at a scheduled public hearing, prior to the Board of Supervisors considering the recommended appointment. Applications should be received ten (10) days prior to the scheduled public hearing.

Date: 2/17/2023 Applicant's Signature (required): Linda Kuo  
*(Manually sign or type your complete name.  
NOTE: By typing your complete name, you are hereby consenting to use of electronic signature.)*

Please Note: Your application will be retained for one year. Once completed, this form, including all attachments, become public record.

**FOR OFFICE USE ONLY:**

Appointed to Seat #: \_\_\_\_\_ Term Expires: \_\_\_\_\_ Date Vacated: \_\_\_\_\_

## Sugary Drinks Distributor Tax Advisory Committee (SDDTAC)

### Supplemental Questionnaire

1. Please describe the experience you have in public health programs related to diabetes, oral health, obesity, and sugary drink consumption.

As the dental director of a federally qualified health care center, we offer dental services to children and adults from unhoused and low-income populations that experience complex healthcare needs. At our dental appointments, we offer nutritional counseling with parents and children, education on healthy oral habits and how to maintain better overall health through oral healthcare.

2. Please describe the ways in which sugary drinks impact diverse communities across San Francisco.

This will help reduce diabetes and obesity among all communities in SF, specifically children. Sugary drinks increase risk of Type 2 Diabetes, heart disease and tooth decay. Certain populations (black and latinx) populations experience disproportionately higher rates of these disease partially due to sugary drinks.

3. Please describe your experience in reaching out to community-based organizations that serve communities most impacted by sugary drinks.

As dentists, we do our best to do nutritional counseling at our dental appointments with children and families to reduce sugary drink consumption but our efforts are limited to individual families. I have joined Cavity Free SF to collaborate with Dental Directors at other community health clinics across the city to help increase impact of programs, awareness of initiatives to help under-served populations.

4. Please describe your understanding of how businesses (soda industry, tobacco industry, etc.) impact chronic disease and community health.

I understand that businesses operate to generate profit for shareholders and these industries have large amounts of resources to lobby for platforms that protect their profits and shares, even if it at a loss for community health. By pushing for agendas that are based on profit, businesses tend to target advertisement towards youth and younger populations, which increasing risk for chronic disease at an earlier age.

5. Please describe how your work or life experience will inform the work of the committee.

With the knowledge as a dentist and advocating for public oral health initiatives, I believe that I can help influence the work of the committee in a positive direction. I hope to see funds applied towards oral health initiatives that increase education on this topic, reverse the damage caused and set up preventative measures to reduce the negative effects.

BOARD of SUPERVISORS




City Hall
1 Dr. Carlton B. Goodlett Place, Room 244
San Francisco 94102-4689
Tel. No. (415) 554-5184
Fax No. (415) 554-5163
TDD/TTY No. (415) 554-5227

Application for Boards, Commissions, Committees, & Task Forces

Name of Board/Commission/Committee/Task Force: Sugary Drinks Distributor Tax Advisory Committee

Seat # (Required - see Vacancy Notice for qualifications): Seat 2: Pacific Islander/Asian Health Equity Seat

Full Name: Annie Ching



Zip Code: 94134

Occupation: Wellness Program Coordinator


Work Phone: 408-881-2510

Employer: Project Open Hand

Business Address: 730 Polk St

Zip Code: 94109

Business Email: aching@openhand.org



Pursuant to Charter, Section 4.101(a)(2), Boards and Commissions established by the Charter must consist of residents of the City and County of San Francisco who are 18 years of age or older (unless otherwise stated in the code authority). For certain appointments, the Board of Supervisors may waive the residency requirement.

Resident of San Francisco: Yes [checked] No [ ] If No, place of residence:
18 Years of Age or Older: Yes [checked] No [ ]

Pursuant to Mayoral Order, members of boards/commissions are required to be Covid-19 vaccinated and attend in-person meetings.

Covid-19 Vaccinated: Yes [checked] No [ ]

Pursuant to Charter, Section 4.101(a)(1), please state how your qualifications represent the communities of interest, neighborhoods, and the diversity in ethnicity, race, age, sex, sexual orientation, gender identity, types of disabilities, and any other relevant demographic qualities of the City and County of San Francisco:

I work for a nonprofit organization (Project Open Hand) that focuses on providing medically tailored meals for those with chronic conditions (HIV/AIDS, diabetes, heart disease, cancer, etc) end improving health equity through nutrition intervention and support. I provide casework for populations with diverse health conditions and demographics, and most closely represent the needs of our Chinese clients as a Cantonese and Mandarin program coordinator. I also oversee contracts that measure the impact of nutrition intervention in bettering health outcomes.

**Business and/or Professional Experience:**

Project Open Hand: bilingual Wellness Program Coordinator  
Acacia Counseling and Wellness: Marketing and Outreach Coordinator, Administrative Assistant  
Western Human Nutrition Research Center (Laugero Lab): Research Assistant  
Sutter Medical: Emergency Department volunteer

**Civic Activities:**

Have you attended any meetings of the body to which you are applying? Yes  No

---

---

An appearance before the Rules Committee may be required at a scheduled public hearing, prior to the Board of Supervisors considering the recommended appointment. Applications should be received ten (10) days prior to the scheduled public hearing.

Date: 1/23/2023 Applicant's Signature (required): Annie Ching  
*(Manually sign or type your complete name.  
NOTE: By typing your complete name, you are hereby consenting to use of electronic signature.)*

Please Note: Your application will be retained for one year. Once completed, this form, including all attachments, become public record.

---

**FOR OFFICE USE ONLY:**

Appointed to Seat #: \_\_\_\_\_ Term Expires: \_\_\_\_\_ Date Vacated: \_\_\_\_\_



## Sugary Drinks Distributor Tax Advisory Committee (SDDTAC)

### Supplemental Questionnaire

1. Please describe the experience you have in public health programs related to diabetes, oral health, obesity, and sugary drink consumption.

Oversight over various programs within Project Open Hand in partnership with DHCS and Medi-Cal to measure how medically tailored meals, nutrition education and intervention can impact health outcomes, quality of life, and healthcare utilization.

2. Please describe the ways in which sugary drinks impact diverse communities across San Francisco.

Sugary drinks disproportionately impact lower-income communities because they are oftentimes more accessible and/or cheaper than healthier alternatives, sometimes including water. It may also disproportionately impact those with limited nutrition education, and non-English speakers who are unable to understand or use the nutrition label.

3. Please describe your experience in reaching out to community-based organizations that serve communities most impacted by sugary drinks.

I currently work at Project Open Hand, a CBO that serves a majority of clients that have diabetes as a health condition.

4. Please describe your understanding of how businesses (soda industry, tobacco industry, etc.) impact chronic disease and community health.

Businesses, especially billion-dollar companies, have incredible influence in public policy and in public advertising. Targeted advertising and industry lobbying power all play a large role. Specifically with the soda industry, if unregulated, targeted advertising affects behavior from childhood.

5. Please describe how your work or life experience will inform the work of the committee.

Outside of my work experience, I can also provide my perspective as an Asian American woman growing up in a low income household that struggled with obesity. My education background was also in Clinical Nutrition in UC Davis (where I attended the conference for this sugary drinks distributor tax!) and I am passionate about focusing on food insecurity not as only food scarcity, but food quality.

BOARD of SUPERVISORS



City Hall
1 Dr. Carlton B. Goodlett Place, Room 244
San Francisco 94102-4689
Tel. No. (415) 554-5184
Fax No. (415) 554-5163
TDD/TTY No. (415) 554-5227

Application for Boards, Commissions, Committees, & Task Forces

Name of Board/Commission/Committee/Task Force: Soda Tax Fund

Seat # (Required - see Vacancy Notice for qualifications): Seat 3 and 2

Full Name: John iesha Ena

[Redacted] Zip Code: 94124
Occupation: Director of Programs

Work Phone: 6504523604 Employer: Samoan Community Development Center

Business Address: 2055 Sunnydale Avenue Zip Code: 94134

Business Email: john.ena@scdcsf.org Home Email: [Redacted]

Pursuant to Charter, Section 4.101(a)(2), Boards and Commissions established by the Charter must consist of residents of the City and County of San Francisco who are 18 years of age or older (unless otherwise stated in the code authority). For certain appointments, the Board of Supervisors may waive the residency requirement.

Resident of San Francisco: Yes [checked] No [ ] If No, place of residence:
18 Years of Age or Older: Yes [checked] No [ ]

Pursuant to Mayoral Order, members of boards/commissions are required to be Covid-19 vaccinated and attend in-person meetings.

Covid-19 Vaccinated: Yes [checked] No [ ]

Pursuant to Charter, Section 4.101(a)(1), please state how your qualifications represent the communities of interest, neighborhoods, and the diversity in ethnicity, race, age, sex, sexual orientation, gender identity, types of disabilities, and any other relevant demographic qualities of the City and County of San Francisco:

I am Samoan Transfemale. Born and raised here in the Bay Area; South San Francisco to be exact. Currently living in the Bayview Hunters Point. We have a variety of liquor and super markets that sell healthy beverages. However, they come at a cost. Our Samoan and PI community look for the most inexpensive beverages; coincidentally that would be soda. Rarely will you see any Polynesians on ANY CITY committees. It would be beneficial to our Samoan and PI community to have representation in this space; lend a cultural lense in reviewing grant proposals/RFP's. Witness first hand how people of color don't have equitable access to medical and clinical support; other than those free clinics that lack the funding to have follow ups with 1-time clients.

**Business and/or Professional Experience:**

Currently working for the Samoan Community Development Center located in the Visitacion Valley; Sunnydale to be exact. Creating and Developing for over 15 years for youth programming, parenting and senior programming. Years of experience in developing and creating culturally relevant workshops for youth seniors and community; infusing California's Education Common Core Standards into the workshops for youth. Experience in growing programs from start to implementation.

**Civic Activities:**

Community Cultural Celebrations; Annual Summer Program Celebration; Samoan Wellness Initiative Mental Health Celebration; Sunnydale Halloween Celebration; Sunnydale Family Day; API Heritage Month Celebration; Potrero Hill Day of Peace Celebration; Potrero Hill International Day Celebration and Backpack Giveaway; Sunnydale Christmas Toy Giveaway

Have you attended any meetings of the body to which you are applying? Yes  No

An appearance before the Rules Committee may be required at a scheduled public hearing, prior to the Board of Supervisors considering the recommended appointment. Applications should be received ten (10) days prior to the scheduled public hearing.

Date: 01-12-2023 Applicant's Signature (required): John iesha Ena  
*(Manually sign or type your complete name.  
NOTE: By typing your complete name, you are hereby consenting to use of electronic signature.)*

Please Note: Your application will be retained for one year. Once completed, this form, including all attachments, become public record.

**FOR OFFICE USE ONLY:**

Appointed to Seat #: \_\_\_\_\_ Term Expires: \_\_\_\_\_ Date Vacated: \_\_\_\_\_

**Sugary Drinks Distributor Tax Advisory Committee (SDDTAC)**

**Supplemental Questionnaire**

<p>1. Please describe the experience you have in public health programs related to diabetes, oral health, obesity, and sugary drink consumption.</p> <p><i>None</i></p>
<p>2. Please describe the ways in which sugary drinks impact diverse communities across San Francisco.</p> <p><i>Sugary drinks have caused our Samoan &amp; PI community to experience diabetes at a very alarming rate. 1 in 3 Am. Samoans have diabetes; almost the same here in the U.S.</i></p>
<p>3. Please describe your experience in reaching out to community-based organizations that serve communities most impacted by sugary drinks.</p> <p><i>N/A</i></p>
<p>4. Please describe your understanding of how businesses (soda industry, tobacco industry, etc.) impact chronic disease and community health.</p> <p><i>When businesses focus on only making profits, they sell the most toxic <del>drinks</del> &amp; profitable drinks, keeping our community locked in a generational unhealthyness.</i></p>
<p>5. Please describe how your work or life experience will inform the work of the committee.</p> <p><i>I am obese and am now dealing w health issues because of unhealthy drinking &amp; eating. Many of my family members have diabetes &amp; do dialysis.</i></p>

March 1, 2023

Supervisor Matt Dorsey, Chair  
Supervisor Shamann Walton, Vice Chair  
Supervisor Ahsha Safai, Member  
Rules Committee  
San Francisco Board of Supervisors

**RE: Support for Sugary Drinks Distributor Tax Advisory Committee Candidacy for John Iesha Ena**

Dear Chair Dorsey, Vice Chair Walton, and Supervisor Safai,


On behalf of North East Medical Services, I am writing in strong support of John Iesha Ena for Seat 2 on the Sugary Drinks Distributor Tax Advisory Committee (SDDTAC), which is the Asian/Pacific Islander Health Equity Seat that is appointed by the SF Board of Supervisors. I stand in support of Iesha because I believe that she has been an ardent advocate for advancing the health and well-being of San Francisco's Asian American, Native Hawaiian, and Pacific Islander (AANHPI) community for more than two decades; she also has a deep knowledge of the health statuses, needs, and experiences of our communities that she will bring to the SDDTAC.

Iesha serves as the lead of Community Engagement and Logistics at the Samoan Community Development Center (SCDC), a 501(c)3 non-profit with a mission to enhance the health and well-being of San Francisco Samoans and Pacific Islanders. SCDC has been a partner of the API Health Parity Coalition for over a decade. The Samoan Wellness Initiative (SWI), a program of SCDC, provides mental health activities for the Samoan and Pacific Islander community, including Siva for Wellness and Tupulaga, a youth leadership program that engages youth in the field of mental health.

Iesha has worked in this community in a variety of leadership roles to improve the health and welfare of the community and brings a wealth of knowledge and experience to address the health needs of the population in a culturally and linguistically responsive way through advocacy, research, training, coalition-building, and program implementation. She has extensive knowledge and experience in researching public health issues, implementing health education programs and campaigns, and spearheading community health initiatives.

For these reasons, I recommend Iesha for Seat 2 of the SDDTAC. Please feel free to reach out to Jessica Ho at [Jessica.ho@nems.org](mailto:Jessica.ho@nems.org) or Vivian Liang at [Vivian.liang@nems.org](mailto:Vivian.liang@nems.org) if you have any questions.

Sincerely,



Paul Fox, Chief Administrative Officer  
North East Medical Services

March 1, 2023

Supervisor Matt Dorsey, Chair  
Supervisor Shamann Walton, Vice Chair  
Supervisor Ahsha Safai, Member  
Rules Committee  
San Francisco Board of Supervisors

**RE: Support for Sugary Drinks Distributor Tax Advisory Committee Candidacy for John Iesha Ena**

Dear Chair Dorsey, Vice Chair Walton, and Supervisor Safai,


On behalf of North East Medical Services, I am writing in strong support of John Iesha Ena for Seat 2 on the Sugary Drinks Distributor Tax Advisory Committee (SDDTAC), which is the Asian/Pacific Islander Health Equity Seat that is appointed by the SF Board of Supervisors. I stand in support of Iesha because I believe that she has been an ardent advocate for advancing the health and well-being of San Francisco's Asian American, Native Hawaiian, and Pacific Islander (AANHPI) community for more than two decades; she also has a deep knowledge of the health statuses, needs, and experiences of our communities that she will bring to the SDDTAC.

Iesha serves as the lead of Community Engagement and Logistics at the Samoan Community Development Center (SCDC), a 501(c)3 non-profit with a mission to enhance the health and well-being of San Francisco Samoans and Pacific Islanders. SCDC has been a partner of the API Health Parity Coalition for over a decade. The Samoan Wellness Initiative (SWI), a program of SCDC, provides mental health activities for the Samoan and Pacific Islander community, including Siva for Wellness and Tupulaga, a youth leadership program that engages youth in the field of mental health.

Iesha has worked in this community in a variety of leadership roles to improve the health and welfare of the community and brings a wealth of knowledge and experience to address the health needs of the population in a culturally and linguistically responsive way through advocacy, research, training, coalition-building, and program implementation. She has extensive knowledge and experience in researching public health issues, implementing health education programs and campaigns, and spearheading community health initiatives.

For these reasons, I recommend Iesha for Seat 2 of the SDDTAC. Please feel free to reach out to Jessica Ho at [Jessica.ho@nems.org](mailto:Jessica.ho@nems.org) or Vivian Liang at [Vivian.liang@nems.org](mailto:Vivian.liang@nems.org) if you have any questions.

Sincerely,



Paul Fox, Chief Administrative Officer  
North East Medical Services



Proudly consists of:

- APA Family Support Services
- APA Heritage Foundation
- API Legal Outreach
- ASIAN, Inc.
- Asian & Pacific Islander Wellness Center
- Asian Pacific American Community Center
- Asian Pacific Islander Cultural Center
- Asian Law Caucus, Inc.
- Asian Neighborhood Design, Inc.
- Bayanihan Equity Center
- Be Chinatown
- Bill Soro Housing Program
- Brightline Defense Project
- Center for Asian American Media
- Charity Cultural Services Center
- Chinatown Community Children's Center
- Chinatown Community Development Center
- Chinatown Media and Arts Collaborative
- Chinese Culture Center of San Francisco
- Chinese for Affirmative Action
- Chinese Historical Society of America
- Chinese Newcomers Service Center
- Chinese Progressive Association
- Community Youth Center
- Donaldina Cameron House
- Filipina Women's Network
- Filipino American Development Foundation
- Filipino Community Center
- First Voice
- Gum Moon/Asian Women Resources Center
- Japanese American Citizens League of SF
- Japanese Community Youth Council
- Japantown Community Benefit District
- Japantown Task Force
- Kai Ming Head Start
- Kimochi, Inc.
- Kultivate Labs
- Manilatown Heritage Foundation
- National Japanese American Historical Society
- NICOS Chinese Health Coalition
- Nihonmachi Street Fair
- Northeast Community Credit Union
- Northern California Cherry Blossom Festival
- North East Medical Services
- Richmond Area Multi-Services
- Samoan Community Development Center
- Self-Help for the Elderly
- SF Hep B Free
- SOMA Pilipinas
- South of Market Community Action Network
- Southeast Asian Community Center
- Southeast Asian Development Center
- The YMCA of San Francisco- Chinatown
- Visitacion Valley Asian Alliance
- West Bay Pilipino Multi-Service, Inc.
- Wu Yee Children's Services

March 10, 2023

Supervisor Matt Dorsey, Chair  
 Supervisor Shamann Walton, Vice Chair  
 Supervisor Ahsha Safai, Member  
 Rules Committee  
 San Francisco Board of Supervisors

**RE: Support for Sugary Drinks Distributor Tax Advisory Committee Candidacy for John Ilesha Ena**

Dear Chair Dorsey, Vice Chair Walton, and Supervisor Safai:

On behalf of the Asian and Pacific Islander Council of San Francisco (API Council), I am writing to provide my strong support of John Ilesha Ena for Seat 2 on the Sugary Drinks Distributor Tax Advisory Committee (SDDTAC). The API Council stands in support of Ilesha because we believe that she has been an ardent advocate for advancing the health and well-being of San Francisco's Asian American, Native Hawaiian, and Pacific Islander (AANHPI) community for more than two decades—she also has a deep knowledge of the health statuses, needs, and experiences of our communities that she will bring to the SDDTAC.

Currently, Ilesha serves as the lead of Community Engagement and Logistics at the Samoan Community Development Center (SCDC), a 501(c)3 non-profit with a mission to enhance the health and well-being of San Francisco Samoans and Pacific Islanders. SCDC has been a partner of the API Health Parity Coalition for over a decade. The Samoan Wellness Initiative (SWI), a program of SCDC, provides mental health activities for the Samoan and Pacific Islander community, including Siva for Wellness and Tupulaga, a youth leadership program that engages youth in the field of mental health.

Ilesha has worked in this community in a variety of leadership roles to improve the health and welfare of the community and brings a wealth of knowledge and experience to address the health needs of the population in a culturally and linguistically responsive way through advocacy, research, training, coalition building, and program implementation. She has extensive knowledge and experience in researching public health issues, implementing health education programs and campaigns, and spearheading community health initiatives.

I respectfully ask you for your consideration in supporting this effort. I am available anytime to discuss my support. Please reach out to me if you have any questions at: [cally.wong@apicouncil.org](mailto:cally.wong@apicouncil.org).

Sincerely,

Cally Wong  
 Executive Director  
 API Council

BOARD of SUPERVISORS



City Hall
1 Dr. Carlton B. Goodlett Place, Room 244
San Francisco 94102-4689
Tel. No. (415) 554-5184
Fax No. (415) 554-5163
TDD/TTY No. (415) 554-5227

Application for Boards, Commissions, Committees, & Task Forces


San Francisco Soda Tax Advisory Committee

Name of Board/Commission/Committee/Task Force: \_\_\_\_\_

3

Seat # (Required - see Vacancy Notice for qualifications): \_\_\_\_\_

Marna Armstead



94124

Zip Code: \_\_\_\_\_

Executive Director of SisterWeb San Francisco

Occupation: Doula Network

(415) 470-6396

Heluna Health (Fiscal Sponsor/Intermediary)

Work Phone: \_\_\_\_\_ Employer: \_\_\_\_\_

1912 Keith Street

94124

Business Address: \_\_\_\_\_ Zip Code: \_\_\_\_\_

m.armstead@sisterweb.org

Business Email: \_\_\_\_\_ Home Email: \_\_\_\_\_

Pursuant to Charter, Section 4.101(a)(2), Boards and Commissions established by the Charter must consist of residents of the City and County of San Francisco who are 18 years of age or older (unless otherwise stated in the code authority). For certain appointments, the Board of Supervisors may waive the residency requirement.

Resident of San Francisco: Yes [X] No [ ] If No, place of residence: \_\_\_\_\_

18 Years of Age or Older: Yes [X] No [ ]

Pursuant to Mayoral Order, members of boards/commissions are required to be Covid-19 vaccinated and attend in-person meetings.

Covid-19 Vaccinated: Yes [X] No [ ]

Pursuant to Charter, Section 4.101(a)(1), please state how your qualifications represent the communities of interest, neighborhoods, and the diversity in ethnicity, race, age, sex, sexual orientation, gender identity, types of disabilities, and any other relevant demographic qualities of the City and County of San Francisco:

Born, raised, and residing in San Francisco's Bayview District (SF District 10), I began my love affair with childbirth and the desire to support pregnant women over eighteen years ago after the birth of my daughter. My first-hand experience in pregnancy, childbirth, and motherhood provides a nurturing insight into this sacred and uniquely feminine experience. My training is built on the legacy of the traditional African-American "Granny" Midwife, who was a pioneer in her community. I have special education/training on health disparities of women of color and especially African American women and the communities they live in. I'm a founding member of SisterWeb and the current Executive Director. SisterWeb is a program focused on providing peer doulas of color to low-income and marginalized women of color in San Francisco. As the leader of this nonprofit, I have the honor of standing alongside an amazing collective of "Sisters" who are professional birth workers and community advocates. SisterWeb is black-led, women-led, and community-based and works to impact maternal and birth outcomes in black and brown communities. Why do we target these communities? Because these communities experience higher rates of maternal morbidity and mortality, and infant mortality, than white birthing families. SisterWeb is the only nonprofit in San Francisco to offer a community model of doula care. A community model is important because it provides Our Black, Latinx, and Pacific Islander families culturally aligned doulas who advocate for their healthy pregnancies and births. SisterWeb is a recipient of the first distribution of SDDT awards in 2019, and I have personal commitment to the health and safety of my community, and take both pleasure and pride in creating change in the city that raised me.



**Business and/or Professional Experience:**

I am a Full Spectrum Doula, trained by The International Center for Traditional Childbearing (Now SMC Full Circle Doula Training), and further from the Nia Healing Center and Oakland Better Birth Foundation, SF General Hospital, Evidence Based Birth and experience with the Bradley Method.

I have over twenty years as an entrepreneur and business developer. I'm both a co-founder and the Executive Director of Sisterweb, a community doula network in San Francisco. In my role, I drive SisterWeb's swift programmatic and fiscal expansions. I also operate Mama Doula, which provides doula services to women and families of color in the San Francisco Bay Area.

I also have an extensive career working in the printing and design industry. I'm skilled in Copywriting, Print & Graphic Design, Branding Consulting, Event Planning, Project Management, Advertising & Marketing, Business Development Consulting, Financial Planning, and business management.

**Civic Activities:**

As a current SDDTAC member, I help inform and support efforts to analyze the impact of the SDDT on sugary drink pricing, public health, and consumer purchasing behavior; and help inform efforts to evaluate programs and work funded by SDDT.

As a current SDDTAC co-chair, I help support and guide the current SDDTAC member to develop budget priorities, make appropriate decisions, and ensure that meaningful engagement opportunities are fully integrated throughout the work of the Committee.

As a current SDDTAC member and co-chair and with support from many of the current SDDTAC members, I'm eager to continue the work on the SDDTAC.

Have you attended any meetings of the body to which you are applying? Yes  No

An appearance before the Rules Committee may be required at a scheduled public hearing, prior to the Board of Supervisors considering the recommended appointment. Applications should be received ten (10) days prior to the scheduled public hearing.

Date: 1/12/2023

Applicant's Signature (required): \_\_\_\_\_

DocuSigned by:  
*Marna Armstead*  
Marna Armstead  
0F7D68285643245B

*(Manually sign or type your complete name.  
NOTE: By typing your complete name, you are hereby consenting to use of electronic signature.)*

Please Note: Your application will be retained for one year. Once completed, this form, including all attachments, become public record.

**FOR OFFICE USE ONLY:**

Appointed to Seat #: \_\_\_\_\_ Term Expires: \_\_\_\_\_ Date Vacated: \_\_\_\_\_

## Sugary Drinks Distributor Tax Advisory Committee (SDDTAC)

### Supplemental Questionnaire

(Please include this questionnaire with application form)

1. Please describe the experience you have in public health programs related to diabetes, oral health, obesity, and sugary drink consumption.

As the Executive Director of Sisterweb Community Doula Network, a lifelong District 10 resident, and working deeply and intimately with pregnant Black and Brown people in SF, I've seen firsthand the disproportionate adverse health outcomes, and detrimental over-advertising, to people of color and within communities of color, encouraging unhealthy lifestyle choices. This targeted marketing is very apparent when it comes to sugary drinks like sodas and other "energy" or "fruit drinks."

2. Please describe the ways in which sugary drinks impact diverse communities across San Francisco.

The damage caused by an increased risk of obesity and other health-related problems, and even premature aging and death is another barrier to healthy vibrant, and thriving communities. As a Black identified woman, I have personally struggled with the poor choices marketed to me and my community in San Francisco. For decades I've struggled to learn about proper nutrition with very little awareness of the damage being done.

3. Please describe your experience in reaching out to community-based organizations that serve communities most impacted by sugary drinks.

As the Executive Director of a program working closely with expecting women and children in San Francisco, I've been charged to continually educate them on the best practices that will keep expecting moms and their families equipped with the tools and resources needed to acquire healthy food and adapt to create healthy meals for themselves and their families.

4. Please describe your understanding of how businesses (soda industry, tobacco industry, etc.) impact chronic disease and community health.

As a resident of San Francisco and current SDDTAC member, and leader of an organization that has benefited from SDDTA funds, I recognize the disproportionate health burdens felt by communities of color and low-income communities and the need to have members of these communities actively participate in shaping funding recommendations, strategies, approaches, and services that contribute to decreasing the consumption of sugary drinks.

5. Please describe how your work or life experience will inform the work of the committee.

As a Black-identified woman, I have struggled with chronic conditions through the poor choices marketed to my community and me in San Francisco. For decades I've struggled to learn about proper nutrition with very little awareness of the damage being done to my body. Over the past three years, I've learned the tools needed to help me maintain a weight loss of over 50 pounds. Over the course of that time, I've learned the ways to manage my health conditions and seek to be an example in my community that you can be healthy and/or turn round your health in a way that meets your needs through the reduction and eventual eradication of sugary drinks from your diet.

January 17, 2023

San Francisco Department of Health

101 Grove St

San Francisco, CA 94102

Re: Sugary Drinks Distributor Tax Advisory Committee

To Whom It May Concern:

I am writing to recommend Marna Armstead, Executive Director of SisterWeb, as the Sugary Drinks Distributor Tax Advisory Committee to continue in her role in Seat 3

As Board Member of the Bayview Opera House, it is critical that the Sugary Drinks Distributor Tax Advisory Committee (“Advisory Committee”) continues to have a District 10 representative. The Advisory Committee is intended to distribute funds to improve the health of communities that are disproportionately impacted by diseases related to the consumption of sugar-sweetened beverages. Bayview-Hunters Point has three times more hospitalizations due to diabetes than the rest of San Francisco, and a greater percentage of individuals living in Bayview-Hunters Point die of heart disease compared to individuals who live in other parts of the city.

Marna is a nonprofit leader in District 10 who is committed to improving the public health of Bayview-Hunters Point and other San Francisco residents and has been an asset to the Advisory Committee. Her decades of experience as an entrepreneur, non-profit leader, and general steward of our community make her uniquely positioned to carry out this work on behalf of our entire city.

Please accept this letter of endorsement.

Thank you,



Theo Ellington

415-691-9121



San Francisco Department of Health  
101 Grove Street  
San Francisco, CA 94102

Re: Sugary Drinks Distributor Tax Advisory Committee

January 18, 2023

To whom it may concern,

As CEO of the Association of Maternal & Child Health Programs (AMCHP), I am writing to recommend Marna Armstead, Executive Director of SisterWeb, to continue to serve on the Sugary Drinks Distributor Tax Advisory Committee in Seat 3. For the past two years, AMCHP has hosted a Community of Practice for the 20 Safer Childbirth Cities Initiative grantees, community leaders who are recognized and funded by a coalition of several philanthropic partners to create safer and more equitable cities for the health of women, children, and families. AMCHP staff have had the honor of learning from Ms. Armstead's passionate and skilled communication about the assets and strengths of the families she serves in her nonprofit work as the co-founder and executive director of a community-based doula program serving the constituents of color in San Francisco.

It is critical that the Sugary Drinks Distributor Tax Advisory Committee ("Advisory Committee") continues to have a District 10 representative. The district in question, Bayview-Hunters Point, has three times more hospitalizations due to diabetes than the rest of San Francisco, and a greater percentage of individuals living in Bayview-Hunters Point die of heart disease compared to individuals who live in other parts of the city. Ms. Armstead is a tireless advocate in this community with deep knowledge and skills in supporting community and family wellness. She will continue to be an asset to the Advisory Committee and to improving the health of the families of Bayview-Hunters Point.

AMCHP is a national resource, partner, and advocate for state public health leaders and others working to improve the health of women, children, youth, and families. AMCHP builds successful programs by disseminating best practices, providing technical assistance, convening leaders to share experiences and ideas, and advising states about involving partners to reach the goal of healthy children, families, and communities. AMCHP has recently made a formal commitment to addressing racism as a public health crisis, and we are working to operationalize this commitment throughout our organization, including our partnerships. Ms. Armstead has been a generous collaborator and partner with AMCHP staff who seek to uplift community wisdom and solutions to the state and national level to advance a more equitable future in maternal and child health. We are confident that the Advisory Committee will tremendously benefit from Ms. Armstead's collaboration and deep passion and expertise.

Sincerely,

A handwritten signature in black ink that reads "TERRENCE E. MOORE".

Terrence E. Moore, MA  
Chief Executive Officer  
Association of Maternal & Child Health Programs





Dedicated to making pregnancy & childbirth safe for every mother, everywhere.

January 18, 2023

San Francisco Department of Health  
101 Grove St  
San Francisco, CA 94102

Re: Sugary Drinks Distributor Tax Advisory Committee

To Whom It May Concern:

I am writing to recommend Marna Armstead, Executive Director of SisterWeb, as the Sugary Drinks Distributor Tax Advisory Committee to continue in her role in Seat 3.

As the Managing Director of Policy, Advocacy, and Grantmaking at Every Mother Counts (EMC), an organization dedicated to making pregnancy and childbirth safe for every mother, everywhere, I lead efforts to advance birth justice and improve health equity every day. As part of our work at EMC, we partner with community-based organizations, like SisterWeb, and with leaders, like Marna Armstead, who are from the communities they work with, understand the needs of their communities, and have developed programs to improve the health and wellbeing of their communities. Marna is a bold advocate who was born, raised, and currently resides in District 10 of San Francisco, and is uniquely positioned to make recommendations on the effectiveness of the Sugary Drinks Distributor Tax.

It is critical that the Sugary Drinks Distributor Tax Advisory Committee (“Advisory Committee”) continue to have a District 10 representative and for this representative to have a good understanding of the health inequities in their communities and can also identify where there are opportunities for health improvements. Bayview-Hunters Point has three times more hospitalizations due to diabetes than the rest of San Francisco, and a greater percentage of individuals living in Bayview-Hunters Point die of heart disease compared to individuals who live in other parts of the city. Where people live should not continue to significantly influence their health and wellbeing and communities like Bayview-Hunters Point deserve better.

As a nonprofit leader in District 10 who is committed to improving the public health of Bayview-Hunters Point and other San Francisco residents, Marna has been an asset to the Advisory Committee. She has a strong track record as a dedicated leader, an in-depth understanding of the issues in District 10, and advocates for the solutions needed to create change. It is with great confidence that I recommend Marna’s continued participation in the Advisory Committee to be a good steward of funds dedicated to improving the health of communities that are disproportionately impacted by diseases related to the consumption of sugar-sweetened beverages.

Please accept this letter of endorsement. If you have any questions or concerns, you can contact me at [nan@everymothercounts.org](mailto:nan@everymothercounts.org)

Sincerely,

A handwritten signature in black ink, appearing to read "Nan Strauss". The signature is fluid and cursive, with the first name "Nan" being more prominent and the last name "Strauss" written in a more compact, connected style.

Nan Strauss  
Managing Director, Policy, Advocacy, and Grantmaking

January 19, 2023

San Francisco Department of Health  
101 Grove St  
San Francisco, CA 94102

Re: Sugary Drinks Distributor Tax Advisory Committee

To Whom It May Concern:

My name is Lesly Simmons and I am writing to recommend Marna Armstead, Executive Director of SisterWeb, as the Sugary Drinks Distributor Tax Advisory Committee to continue in her role in Seat 3

As the Mayoral appointee to Seat 4 of the San Francisco Children, Youth and Their Families Oversight and Advisory Committee, it is critical that the Sugary Drinks Distributor Tax Advisory Committee (“Advisory Committee”) continues to have a District 10 representative advocating for the children and families in the community. The Advisory Committee is intended to distribute funds to improve the health of communities that are disproportionately impacted by diseases related to the consumption of sugar-sweetened beverages. Bayview-Hunters Point has three times more hospitalizations due to diabetes than the rest of San Francisco, and a greater percentage of individuals living in Bayview-Hunters Point die of heart disease compared to individuals who live in other parts of the city.

Marna’s leadership is essential to maintaining San Francisco’s progressive reputation—her work improving the lives of families across the city is well known, and she is a nonprofit leader in District 10 who is committed to improving the public health of Bayview-Hunters Point and other San Francisco residents.

Please accept this letter of endorsement. If you have any questions or concerns, you can contact me at (415) 741-1650 or via email [lesly.simmons@gmail.com](mailto:lesly.simmons@gmail.com).

Thank you,

A handwritten signature in black ink, appearing to read 'Lesly Simmons', with a stylized flourish at the end.

Lesly Simmons

January 20, 2023

San Francisco Department of Health

101 Grove St

San Francisco, CA 94102

Re: Sugary Drinks Distributor Tax Advisory Committee

To Whom It May Concern:

I am writing to recommend Marna Armstead, Executive Director of SisterWeb, as the Sugary Drinks Distributor Tax Advisory Committee to continue in her role in Seat 3

As San Francisco resident with family and community ties in Bayview Hunter's Point, it is critical that the Sugary Drinks Distributor Tax Advisory Committee ("Advisory Committee") continues to have a District 10 representative. The Advisory Committee is intended to distribute funds to improve the health of communities that are disproportionately impacted by diseases related to the consumption of sugar-sweetened beverages. Bayview-Hunters Point has three times more hospitalizations due to diabetes than the rest of San Francisco, and a greater percentage of individuals living in Bayview-Hunters Point die of heart disease compared to individuals who live in other parts of the city.

Extending Marna's presence and contributions to the Advisory Committee will help improve the health and well-being of current and future generations in District 10 and San Francisco at-large.

Please accept this letter of endorsement. If you have any questions or concerns, you can contact me at (415) 425-0757 or via email at malik.looper@gmail.com.

Thank you,

Malik Looper



BOARD of SUPERVISORS




City Hall
1 Dr. Carlton B. Goodlett Place, Room 244
San Francisco 94102-4689
Tel. No. (415) 554-5184
Fax No. (415) 554-5163
TDD/TTY No. (415) 554-5227

Application for Boards, Commissions, Committees, & Task Forces

Name of Board/Commission/Committee/Task Force: Sugary Drinks Distributor Tax Advisory Committee

Seat # (Required - see Vacancy Notice for qualifications): 4 - Research/Medical Institution

Frances Abigail (Abby) Cabrera, MPH



Zip Code: 94117

Occupation: Project Manager

Work Phone: 415-843-1807 Employer: University of California, San Francisco (UCSF)

Business Address: 955 Potrero Ave Ward 83 Zip Code: 94110

Business Email: abby.cabrera@ucsf.edu Home Email: [Redacted]

Pursuant to Charter, Section 4.101(a)(2), Boards and Commissions established by the Charter must consist of residents of the City and County of San Francisco who are 18 years of age or older (unless otherwise stated in the code authority). For certain appointments, the Board of Supervisors may waive the residency requirement.

Resident of San Francisco: Yes [X] No [ ] If No, place of residence:
18 Years of Age or Older: Yes [X] No [ ]

Pursuant to Mayoral Order, members of boards/commissions are required to be Covid-19 vaccinated and attend in-person meetings.

Covid-19 Vaccinated: Yes [X] No [ ]

Pursuant to Charter, Section 4.101(a)(1), please state how your qualifications represent the communities of interest, neighborhoods, and the diversity in ethnicity, race, age, sex, sexual orientation, gender identity, types of disabilities, and any other relevant demographic qualities of the City and County of San Francisco:

I am a second-generation Filipina-American and identify as female. I was born in San Francisco and raised in the Bay Area. I currently reside in District 1 of San Francisco. I earned my Master of Public Health degree with a focus on community health from the School of Population Health at Thomas Jefferson University in Philadelphia, PA. I am Project Manager of UCSF within the Department of Family and Community Medicine, which as afforded me the opportunity to contribute to projects and research studies aimed at advancing health equity and improving health and well-being of the diverse communities of San Francisco and beyond. More importantly, I am a dedicated and passionate individual who is deeply invested in giving a voice to and working towards health equity for my fellow community members.

**Business and/or Professional Experience:**

I am a public health professional with over 10 years of experience in primary care research, health policy, program planning, implementation and evaluation, mixed-methods research, coalition building, community health needs assessments, and community engagement. I am currently a Project Manager at the Center of Excellence in Primary Care (CEPC), housed in the Department of Family and Community Medicine at the University of California, San Francisco (UCSF) as well as a Community Engagement and Special Populations Navigator with the Clinical and Translational Science Institute (CTSI) at UCSF.

In my current role, I manage a 5-year research study implementing a health coach as the intervention for patients in the San Francisco Health Network suffering from chronic disease. I coordinate UCSF's first COVID Research Patient and Community Advisory Board (PCAB), aimed at addressing the need for timely and efficient community and stakeholder input in COVID-related research. I manage a National Institutes of Health Community Engagement Alliance community-based participatory research project, the Share, Trust, Organize, Partner: the COVID-19 California Alliance (STOP COVID-19 CA), which addresses COVID-19's disproportionate impacts of communities of color in San Francisco. Through the STOP COVID-19 CA project, I have had the privilege to partner and work closely with four San Francisco community-based organizations, NICOS Chinese Health Coalition, Instituto Familiar de la Raza, Rafiki Coalition for Health and Wellness, and the Samoan Community Development Center to collaboratively address gaps in COVID information and vaccination accessibility. I have worked with the California Connected COVID-19 contact tracing and case investigation curriculum, facilitated skills labs for contact tracers and case investigators teaching individuals skills and techniques in motivational interviewing and health coaching. I trained local barbers in health coaching skills as part of the CUT Hypertension program. These collective experiences continue to give me a deep appreciation for the power of the community voice and the importance of not just 'taking from' but giving back.

Most importantly, I have had the honor and privilege since appointed in 2021, to serve in the Sugary Drinks Distributor Advisory Committee and since 2022 as its co-chair. If given the honor to be reappointed in a seat in the committee, I will continue to provide thoughtful and valuable evidence-based information and feedback on issues impacting the communities in which we live and grow while representing, supporting, and advocating for the health and well-being of community members of San Francisco most impacted by chronic disease.

**Civic Activities:**

I am currently appointed to seat 4 and serve as co-chair of San Francisco's Sugary Drinks Distributor Tax Advisory Committee. I am a member of the San Francisco Asian Pacific Islander Health Parity Coalition and the Shape Up San Francisco coalition. On multiple occasions, I have had the opportunity to advocate to our senators and congressmen on Capitol Hill to address food security through the Farm Bill and separately, substance abuse with the South Philadelphia Prevention Coalition. I served as a community advisory board member for 'Get HYPE Philly!', a program aimed at reducing obesity in the youth of Philadelphia.

Have you attended any meetings of the body to which you are applying? Yes  No

An appearance before the Rules Committee may be required at a scheduled public hearing, prior to the Board of Supervisors considering the recommended appointment. Applications should be received ten (10) days prior to the scheduled public hearing.

Date: 1/22/2023 Applicant's Signature (required): Frances Abigail (Abby) Cabrera  
*(Manually sign or type your complete name.  
NOTE: By typing your complete name, you are hereby consenting to use of electronic signature.)*

Please Note: Your application will be retained for one year. Once completed, this form, including all attachments, become public record.

**FOR OFFICE USE ONLY:**

Appointed to Seat #: \_\_\_\_\_ Term Expires: \_\_\_\_\_ Date Vacated: \_\_\_\_\_

## **Sugary Drinks Distributor Tax Advisory Committee (SDDTAC)**

### **Supplemental Questionnaire**

1. Please describe the experience you have in public health programs related to diabetes, oral health, obesity, and sugary drink consumption

I am a public health professional with over 10 years of experience in managing research studies as well as implementing and evaluating community health programs related to the social determinants of health and health equity. I have experience in monitoring the progress of programs, conducting research and analysis necessary to communicate program initiatives, and collaborating with a variety of stakeholders and community-based organizations related to chronic disease.

For example, I was the project coordinator and evaluator for a clinic-to-community program aimed at improving outcomes for older adults with type-2 diabetes by delivering Medical Nutrition Therapy by a Registered Dietician at the home. I served as the evaluator for a federally funded Drug Free Communities grant for a community coalition working towards increasing youth capacity in leadership and preventing substance misuse and abuse. I have been involved in project development, implementation and evaluation of programs related to food insecurity and active living, chronic disease prevention, youth empowerment, housing insecurity, special populations such as immigrants, refugees, asylees, veterans, the LGBTIQ+ community, and older adults.

Furthermore, the last two years of serving on the Sugary Drinks Distributor Tax Advisory committee have strengthened my passion to reduce the health disparities that have disproportionately been contributing to chronic disease and negatively impacting communities of color. I have dedicated many hours to gaining a deeper understanding of the data and evidence to provide my voice in making our collective recommendations to the Mayor. As co-char of the SDDTAC, I have met with various Board of Supervisors to advocate for and inform of the committee's recommendations, as well as a representative from the Office of the Treasurer & Tax Collector of the city and county of San Francisco to inquire about data to inform the committee. I want to continue my service in the committee and maintain the momentum of progress towards reducing the consumption of sugary beverages and supporting the community in improving health and well-being.

2. Please describe the ways in which sugary drinks impact diverse communities across San Francisco.

I continue to stand by the notion that sugary drinks are more than a beverage that one consumes. For one, it's a cultural staple with unfortunate and preventable health implications. The decisions of an individual are based on a multitude of reasons including their knowledge and understanding, access to healthier choices, and cultural influences. Data and evidence continue to show the adverse effects caused in the body from heavy sugary beverage consumption, and it is the unfortunate disparity of disproportionate availability and direct marketing of these beverages to lower income communities. I still believe that the policies and legislation in place are only one step in the effort to reduce chronic disease, and that the education, awareness, and access to healthier choices can aid in improving our communities' overall health and well-being.

Applying for **Seat 4 – Research/medical institution**

3. Please describe your experience in reaching out to community-based organizations that serve communities most impacted by sugary drinks.

The health disparities caused by sugar in communities of color were exacerbated in the COVID-19 pandemic. In my current professional role, I am the associate project manager for the Share, Trust, Organize, Partner: the COVID-19 California Alliance (STOP COVID-19 CA) aiming to assess the attitudes, beliefs, and perception of individuals from various diverse communities (Latinx, Chinese, Black and African American, and Pacific Islanders) about COVID-19 vaccination and addresses COVID-19's disproportionate impacts of these communities. In this capacity, I have had the privilege to partner and work closely with four San Francisco community-based organizations, NICOS Chinese Health Coalition, Instituto Familiar de la Raza, Rafiki Coalition for Health and Wellness, and the Samoan Community Development Center to collaboratively address gaps in COVID information and vaccination accessibility. As a current member of the SDDTAC, I have been privileged to hear from multiple community-based organizations funded by the soda tax and learn about the programs and positive impacts in the community. I have participated in neighborhood tours of the Mission District and Chinatown aimed at meeting leaders and community-based organizations.

4. Please describe your understanding of how businesses (soda industry, tobacco industry, etc.) impact chronic disease and community health.

Sugar is not necessary in our diet. It has become weaponized as an addictive carbohydrate that has shown to contribute to comorbidities and chronic disease. I was fortunate to recently attend a Shape Up San Francisco workshop led by Dr. Amber McZeal, which examined the meaning of decolonizing sugar. This workshop enhanced my understanding of the history of sugar production, sugar addiction and its colonial roots, while allowing me to have insightful discussion with stakeholders and community members on policies and system level strategies to re-center and value the communities that are most deeply impacted. Additionally, I gained a deeper understanding of the Sugar Association and details of how the government may have exonerated the link between sugar and chronic disease from Dr. Cristin Kearns of the UCSF School of Dentistry. She shared her numerous articles and publications demonstrating how the sugar industry influenced the FDA report. The bottom line is that my education, understanding, and awareness of the negative consequences of sugar has grown and furthered my passion to serve on a committee to reduce the burden of chronic disease in communities most impacted by the sugar industry.

5. Please describe how your work or life experience will inform the work of the committee.

I am a proud second-generation Filipina born in San Francisco and raised in the Bay Area with a deep passion and multitude of experiences aimed at improving health equity, decreasing health disparities, and community building. Since 2021, I have served in the research/medical institution seat of the Sugary Drinks Distributor Tax Advisory committee and in 2022 was voted in as its co-chair. I am a member of the SDDTAC Data and Evidence Subcommittee. I have both the lived and professional experience to serve in a seat to provide my perspective, expertise, and resources to fulfill the mission of the Sugary Drinks Distributor Tax Advisory Committee in reducing sugary beverage consumption, increase access to water, and improve active living.

BOARD of SUPERVISORS



City Hall
1 Dr. Carlton B. Goodlett Place, Room 244
San Francisco 94102-4689
Tel. No. (415) 554-5184
Fax No. (415) 554-5163
TDD/TTY No. (415) 554-5227

Application for Boards, Commissions, Committees, & Task Forces

Sugary Drinks Distributor Tax Advisory Committee

Name of Board/Commission/Committee/Task Force: \_\_\_\_\_

4 or 5

Seat # (Required - see Vacancy Notice for qualifications): \_\_\_\_\_

Jamey Maimares Schmidt

94116

Zip Code: \_\_\_\_\_

Occupation: Director, Clinical Research/Principal

Sutter Health/CPMC

Work Phone: 415-600-1182

Employer: \_\_\_\_\_

Business Address: 2351 Clay Street, 4th Floor

Zip Code: 94115

Business Email: jamey.schmidt@sutterhealth.org

Home Email: \_\_\_\_\_

Pursuant to Charter, Section 4.101(a)(2), Boards and Commissions established by the Charter must consist of residents of the City and County of San Francisco who are 18 years of age or older (unless otherwise stated in the code authority). For certain appointments, the Board of Supervisors may waive the residency requirement.

Resident of San Francisco: Yes [X] No [ ] If No, place of residence: \_\_\_\_\_

18 Years of Age or Older: Yes [X] No [ ]

Pursuant to Mayoral Order, members of boards/commissions are required to be Covid-19 vaccinated and attend in-person meetings.

Covid-19 Vaccinated: Yes [X] No [ ]

Pursuant to Charter, Section 4.101(a)(1), please state how your qualifications represent the communities of interest, neighborhoods, and the diversity in ethnicity, race, age, sex, sexual orientation, gender identity, types of disabilities, and any other relevant demographic qualities of the City and County of San Francisco:

I have resided in the City and County of San Francisco since 1997. I have been an active community member as a Registered Dietitian working at San Francisco hospitals and as a parent and coach.

Working at San Francisco General Hospital from 1997-2002, I served patients with HIV/AIDS, gastroenterological and hepatological diseases as a registered dietitian and a researcher. Many of the patients I cared for faced food insecurity and/or the inability to make food choices towards minimizing their chronic disease and maximizing their health.

I have also been actively involved in the school community of my two daughters. I coached their sports teams for ~13 years and lead fundraising efforts for the entire school community.

**Business and/or Professional Experience:**

I am the Principal Investigator of a National Institutes of Health (NIH) grant investigating the impact of sugar sweetened beverages in the workplace. Our team of UCSF and CPMC investigators will be assigning 16 hospital campuses to the intervention (removing sugar sweetened beverages) or control. We will consent 700 Sutter Health employees who drink three or more sugar sweetened beverages a week and randomize them to a brief intervention or control. Multiple measures will be taken such as fasting blood draws, weight, and waist.

This study builds upon a grant this same team recently completed. We enrolled >650 Sutter Health employees who drank three or more sugar sweetened beverages a week. Five hospitals participated and two were intervention and three were control. Our findings have been submitted for peer review.

Please see my attached CV for additional professional experiences.



**Civic Activities:**

I became a member of the San Francisco Chapter of Moms Demand Action in 2019 and became the Elections Lead for the 2020 elections. Initially, the work was to review candidates from the Bay Area, and throughout California to determine if they were “gunsense” candidates and would be eligible for the Everytown “seal” for their campaign. This was a priority leading up to the primary campaigns.

Our San Francisco chapter was asked to pivot to national senate campaigns for the 2022 election and I volunteered to lead a team for the Iowa senate race. I was assigned to a text and phone bank team working every weekend from September to election day. After the election, I began calling Georgia citizens for the senate runoff election.

Presently, in the 2022 midterm elections, where my daughter is a field organizer, I have been actively involved with Wisconsin Democrats. I have canvassed in Douglas County, Wisconsin and I have been phonebanking since August 2022.

iSwhere



Have you attended any meetings of the body to which you are applying? Yes  No

An appearance before the Rules Committee may be required at a scheduled public hearing, prior to the Board of Supervisors considering the recommended appointment. Applications should be received ten (10) days prior to the scheduled public hearing.

Date: 11/6/2022 Applicant’s Signature (required): Jamey M. Schmidt  
*(Manually sign or type your complete name.  
NOTE: By typing your complete name, you are hereby consenting to use of electronic signature.)*

Please Note: Your application will be retained for one year. Once completed, this form, including all attachments, become public record.

**FOR OFFICE USE ONLY:**

Appointed to Seat #: \_\_\_\_\_ Term Expires: \_\_\_\_\_ Date Vacated: \_\_\_\_\_

## **Sugary Drinks Distributor Advisory Tax Committee (SDDATC)**

### **Supplemental Questionnaire**

**Please describe the experience you have in public health programs related to diabetes, oral health, obesity, and sugary drink consumption.**

The start of my career was leading the Black American Lifestyle Intervention, a NIH-funded grant studying weight loss interventions on African American women in Boston.

Since 2017, I have been collaborating with colleagues at UCSF to investigate the impact of a workplace sales ban on sugar sweetened beverages (SSB) at Sutter Health hospitals. This study was funded by an Arnold Foundation grant and enrolled a diverse employee population (>650 employees). Hospitals were assigned to either control or sales ban sites and we measured anthropometrics and BEVQ (beverage food frequency questionnaire) among many other metrics. A manuscript has been accepted for publication reporting a significant reduction in SSB consumption among intervention participants.

The Arnold grant provided preliminary data for a submission and acceptance of a NIH RO1 grant looking at the impact of a multi-level intervention on full-time employees working at the hospital. The first intervention is to cluster randomize 16 hospitals to either a control or sales ban. The second intervention is randomly assigning the 700 participants to a brief intervention or control instance. Supplementary funding has also been granted by the NIH to look at how cravings mediate a response to SSBs.

**Please describe the ways in which sugary drinks impact diverse communities across San Francisco.**

Drinking SSB has emerged as a risk factor with harmful effects on metabolic health. These beverages are the leading source of added sugars in the American diet and have a disproportionate health impact on lower-income and ethnic minorities. As a beverage that lacks nutrition, analyses show that drinking one SSB a day can increase risk of obesity and diseases associated with metabolic syndrome. Introduction of SSB at an early age can impact beverage choices throughout the lifecycle. We have an opportunity to educate, include and enable all of our fellow citizens in each district of San Francisco.

**Please describe your experience reaching out to community based organizations that serve communities most impacted by sugary drinks.**

I partnered with community health centers to create neighborhood hubs enabling women to participate in the Black American Lifestyle Intervention.

I have experience reaching out to hospital leaders to seek their support to study the impact SSBs have in the workplace. In a healthcare setting, it seems like an obvious move to eliminate SSBs (like tobacco products) when we know they have an adverse impact on the health of

employees. I have a good grasp on the barriers leaders face and experience working with them to effect change.

**Please describe your understanding of how business (soda industry, tobacco industry, etc.), impact chronic disease and community health.**

We live in an abnormal food environment. There is extreme pressure to consume ultra processed food and SSB. The obligation of profits results in excessive marketing in all forms and to all age groups. Promotion of these ultra processed food and beverages successfully results in consumers craving these food and beverages and their consumption soothes the brain. Corporations are aware and with the right combination of politics and lobby power (and additives) they find ways to continue to mass produce foods that are toxic to our bodies in excess. Consumers have a tough battle to not act on our cravings for these seductive and addictive foods. Because of this, we must work to develop policies that support healthier eating.

**Please describe how your work or your life experiences will inform the work of this committee.**

As a dietitian, researcher, operations director, and mother, I am aware of the challenges we are facing. As a dietitian, I have been trained on the constellation of symptoms of metabolic syndrome and how to counsel patients on prevention. My research career seeks to study interventions to improve the health of individuals who are above a healthy weight and prevent chronic conditions. Working in operations the majority of my career, I work with teams to prioritize the needs of our patients and employees, while balancing budget constraints in a complex hospital environment. As a mother, I know how difficult it is to prepare healthy, cost-effective meals and snacks that kids will eat. Taken together, I have many experiences that will allow me to complement the committee members to continue to make a positive impact on my fellow citizens of San Francisco.





## **PROFILE**

Professional Director with extensive experience seeking a collaborative environment to partner with teams to develop, grow, and maintain compliant research programs. Expertise and proven track record for creating solutions to complex problems in partnership with hospital and department leadership and research teams.

## **WORK HISTORY**

### **Director, Clinical Research [ 2005 - present ]**

Sutter Health, California Pacific Medical Center (CPMC), Research Institute

- Collaborate with hospital leadership, Division Chairs and physician leaders in numerous therapeutic areas to develop and execute a vision and implement a strategic plan.
- Build and maintain teams for start-up, regulatory, operations and quality to ensure efficient and effective services for industry, federal, private foundation and internally funded research from start-up to close-out.
- Work collaboratively with financial analysts to develop and ensure budgetary feasibility of clinical trials, anticipate resources for new initiatives, and maintain the fiscal accountability for the entire operation.
- Implement quality assurance programs to measure and monitor compliance initiatives and educate clinical investigators and staff.
- Partner with numerous hospital and outpatient departments to facilitate, educate, and communicate clinical research goals and objectives.
- A reliable problem-solver, strategic thinker, and innovator, supporting direct and indirect reports, residents, fellows, attendings, clinical research staff, and any department that seeks research assistance.

### **Principal Investigator, “Multi-Level Trial of a Workplace Sales Ban of Sugary Beverages and Brief Motivational Intervention on Adiposity.” RO1DK132870 (2022-2027)**

- Awarded \$2.5M total direct costs by the National Institutes of Health, sub-contract with the University of California San Francisco (UCSF).
- Responsible for the execution, implementation and operational oversight of the trial at Sutter Health..

### **Principal Investigator, “The Impact of Workplace Food and Beverage Choices on Health and Wellness” NCT03431051 [ 2017-present ]**

Sutter Health, California Pacific Medical Center (CPMC), Research Institute

- Awarded \$1.2M by the Laura and John Arnold Foundation, sub-contract with UCSF.
- Responsible for the execution, implementation and the operational oversight of the trial.
- Recruited >650 hospital employees at seven hospitals throughout the Sutter Health hospital system.
- Interviewed and appeared on KPIX, November 2020.

**Co-Founder & CEO [ 2011 - 2015 ]**

GAGE Technologies

- Creative visionary for a mobile health technology device start-up.

**Manager, Hepatology Research [ 2002 - 2005 ]**

California Pacific Medical Center, Department of Transplant

- Directed the rebuilding of the hepatology research team; increased clinical trials activity and improved financial security.
- Developed and implemented policies and procedures to improve compliance.
- Managed a biorepository containing >100,000 biological specimens.

**Project Manager/Dietitian Supervisor [ 1997 - 2002 ]**

University of California San Francisco (UCSF) at San Francisco General Hospital (SFGH)

Division of Gastroenterology, Hepatology and Clinical Nutrition

- Designed, wrote and implemented National Institutes of Health grants and implemented industry clinical trials on HIV/AIDS, gastrointestinal diseases and metabolic syndrome.
- Provided specialized nutrition evaluations for patients with HIV/AIDS, gastrointestinal disease, and oncology who required acute or chronic nutrition consults and interventions.

**Independent Dietitian [ 1996 - 2002 ]**

Cyberdiet, BioEnterics Inc., GalaGen Inc.

**Project Manager, Black American Lifestyle Intervention [ 1992 - 1996 ]**

Beth Israel New England Deaconess Hospital, Boston, MA

Center for the Study of Nutrition and Medicine

- Managed the operations of a National Institutes of Health (NIH/NIDDK), multi-center, randomized clinical trial of 600, African American women with a \$3M budget over five years.
- Interviewed for and appeared on the British Broadcasting Corporation, CBS *This Morning*, and NBC's *Real Life* describing the weight loss intervention.

**Assistant to the Scientific Advisor: Shape Up America! [1994-1996]**

Beth Israel New England Deaconess Hospital, Boston, MA

Center for the Study of Nutrition and Medicine

- Wrote and edited articles for the Shape Up America! newsletter and provided assistance for the media campaign of C. Everett Koop, MD.

**EDUCATION**

Beth Israel Hospital, Boston, MA; Dietetic Internship, 1992

Mankato State University, Mankato, MN; BS: Nutrition, 1991

## PUBLICATIONS

### MANUSCRIPTS

Chu JW, Abbasi F, Beatty GW, Khalili M, Koch J, Rosen A, **Schmidt JM**, Stansell JD, Reaven GM. Methods for quantifying insulin resistance in human immunodeficiency virus-positive patients. *Metabolism*. 2003 Jul;52(7):858-61.

Beatty G, Khalili M, Abbasi F, Chu J, Reaven GM, Rosen A, **Schmidt JM**, Stansell J, Koch J. Quantification of insulin-mediated glucose disposal in HIV-infected individuals: comparison of patients treated and untreated with protease inhibitors. *J Acquir Immune Defic Syndr*. 2003 May 1;33(1):34-40.

Holodniy M, Koch J, Mistal M, **Schmidt JM**, Khandwala A, Pennington JE, Porter SB. A double blind, randomized, placebo-controlled phase II study to assess the safety and efficacy of orally administered SP-303 for the symptomatic treatment of diarrhea in patients with AIDS. *Am J Gastroenterol*. 1999 Nov;94(11):3267-73.

### ABSTRACTS

Beatty, G, Khalili M, Koch J, Abbasi F, Chu J, **Schmidt JM**, Rosen A, Stansell J, and Reaven G. Prevalence of insulin resistance in HIV-infected PI-treated and non-PI treated patients. 8th Conference on Retroviruses and Opportunistic Infections. Chicago, IL, 2001.

**Schmidt JM**, Lor E, Tuveson J, Rosen, A, and Koch J. The associations between protease inhibitors and antidiarrhea therapy. 13th International AIDS Conference. Durban, South Africa, 2000.

Koch J, Tuveson J, Carlson T and **Schmidt JM**. A new and effective treatment for HIV-associated diarrhea: SB-300. 13th International AIDS Conference. Durban, South Africa, 2000.

**Schmidt JM**, Tuveson J, Rosen A, and Koch J. A prospective study of malabsorption and diarrhea among patients with HIV between 1995-1999. 13th International AIDS Conference. Durban, South Africa, 2000.

**Schmidt JM**, Tuveson J, Pennington J, Porter S, and Koch J. Malabsorption is associated with increased resting energy expenditure. 3rd International Conferences on Nutrition and HIV Infection, Cannes, April 22-25, 1999.

Keiserman M, Bradford W, **Schmidt JM**, Kenyon T, Rumisha D, Sarpong BB, and Koch J. Nutritional status in tuberculosis (TB) patients with and without HIV infection in Botswana. 3rd International Conferences on Nutrition and HIV Infection, Cannes, April 22-25, 1999.

Keiserman M, Tuveson J, **Schmidt JM**, Kim L, Abrams DI, and Koch J. Self-prescribed marijuana use by patients with upper gastrointestinal symptoms. 3rd International Conferences on Nutrition and HIV Infection, Cannes; April 22-25, 1999.

Keiserman M, Bradford W, **Schmidt JM**, Tappero J, Kenyon T, Rumisha D, Sarpong BB, and Koch J. Bioelectrical impedance analysis in TB patients in Africa. 3rd International Conferences on Nutrition and HIV Infection, Cannes; April 22-25, 1999.

**Schmidt JM**, Tuveson J, Pennington J, Porter S, and Koch J. Malabsorption is associated with increased energy expenditure. 3rd International Conference on Nutrition and HIV Infection. Cannes, France 1999.

Koch J, Tuveson J, Carlson T, and **Schmidt JM**. SB-300: A new and effective therapy for HIV-Associated Diarrhea. 7th European Conference on Clinical Aspects and Treatment of HIV-Infection. Lisbon, Portugal, 1999.

Koch J, Tuveson J, Carlson T, and **Schmidt JM**. A new therapy for HIV-associated diarrhea improves quality of life? 7th European Conference on Clinical Aspects and Treatment of HIV-Infection. Lisbon, Portugal, 1999.

**Maimares Schmidt J**, Porter S, Kim L, Keiserman M, Holodniy M, and Koch J. Stool weight is associated with weight loss in patients with chronic diarrhea. 12th World AIDS Conference, Geneva, July 28-July 3, 1998.

Holodniy M, Koch J, Mistral M, **Maimares Schmidt J**, Porter S, and Koch J. SP-303: A new treatment for AIDS-associated diarrhea. 12th World AIDS Conference, Geneva, July 28-July 3, 1998.

Kim L, Steuerwald MS, Seinsheimer J, **Maimares Schmidt J**, Keiserman M, and Koch J. Small bowel bacterial overgrowth: a cause of chronic HIV-associated pathogen-negative diarrhea? 12th World AIDS Conference, Geneva, July 28-July 3, 1998.

Kim L, Keiserman M, **Maimares Schmidt J**, Tuveson J, and Koch J. Nutritional status and health-related quality of life in patients infected with HIV. 12th World AIDS Conference, Geneva, July 28-July 3, 1998.

Keiserman M, Tuveson J, Eastey S, **Maimares Schmidt J**, Kim L, Abrams DI, and Koch J. Alternative therapy use in patients with HIV: "snake oil" or panacea? 12th World AIDS Conference, Geneva, July 28-July 3, 1998.

Koch J, **Maimares Schmidt J**, Baidoo L, Keiserman M, and Kim L. HIV-associated diarrhea: the changing spectrum and diagnoses. 12th World AIDS Conference, Geneva, July 28-July 3, 1998.

**Maimares JM**, Blackburn GL, Reeves RS, Nelson JE, Thames G, Clay-Williams G, and Wolper C. Recruitment, screening and assessment of 600 "healthy" African-American women into the Black American Lifestyle Intervention. Obesity Research. 1995;3:399s.

**Maimares JM**, Borrazzo EC, Liu WQ, Greenberg I, and Blackburn GL. Differences in diet readiness among a cohort of African-American and White women. Obesity Research. 1995;3:399s.

BOARD of SUPERVISORS




City Hall
1 Dr. Carlton B. Goodlett Place, Room 244
San Francisco 94102-4689
Tel. No. (415) 554-5184
Fax No. (415) 554-5163
TDD/TTY No. (415) 554-5227

Application for Boards, Commissions, Committees, & Task Forces

Name of Board/Commission/Committee/Task Force: Sugary Drinks Distributor Tax Advisory Committee

Seat # (Required - see Vacancy Notice for qualifications): 6

Full Name: Linda Ye



Zip Code: 94116

Occupation: N/A

Work Phone: 415-269-4372 Employer: N/A

Business Address: N/A Zip Code: N/A

Business Email: N/A Home Email: [Redacted]

Pursuant to Charter, Section 4.101(a)(2), Boards and Commissions established by the Charter must consist of residents of the City and County of San Francisco who are 18 years of age or older (unless otherwise stated in the code authority). For certain appointments, the Board of Supervisors may waive the residency requirement.

Resident of San Francisco: Yes [X] No [ ] If No, place of residence:
18 Years of Age or Older: Yes [ ] No [X]

Pursuant to Mayoral Order, members of boards/commissions are required to be Covid-19 vaccinated and attend in-person meetings.

Covid-19 Vaccinated: Yes [X] No [ ]

Pursuant to Charter, Section 4.101(a)(1), please state how your qualifications represent the communities of interest, neighborhoods, and the diversity in ethnicity, race, age, sex, sexual orientation, gender identity, types of disabilities, and any other relevant demographic qualities of the City and County of San Francisco:

I am a high school junior (16.y.o.) born and raised in San Francisco. I grew up in the Outer Sunset, and my family identifies as low-income. I previously attended 4 SFUSD public schools from my early education to middle school years, before attending the Urban School of San Francisco, a small independent high school. I have a deep commitment to support our communities, especially in the city that I call home. I've worked to do this by volunteering and getting to know local organizations such as Nature in the City, Asian Women's Resource Center, United Playaz, Glide Memorial, Chinese Immersion School, Housing Rights Committee of SF, and more, to understand the diverse and unique ways that these communities are working to create a beautiful, brighter San Francisco. I use what I've learned to grow my compassion and awareness for others, and share the ways that we can all support one another. I acknowledge that everyone comes from different experiences and backgrounds, many of which are unlike my own, but I try to listen to and understand as many perspectives as I can. As I've spent time working with youth especially, I've noticed how big food corporations such as those of the soda industry have a large influence on the diets of youth. Much of this issue is intergenerational, but I believe it can be broken down with the right steps.

**Business and/or Professional Experience:**

I am a full-time student at the Urban School of San Francisco. I've interned for the Stop AAPI Hate Youth Campaign where my team and I were responsible for creating social media infographics, conducting interviews, developing curriculum, writing policy reports, and creating youth resources. I am a co-leader of the Asian Pacific-Islander affinity space at my school where I work to plan weekly meetings and organize school-wide events pertaining to the API identity. This includes celebrating API joy and creating a safe space for API-identifying students and faculty, while also fostering discussion about ongoing issues and working with local AAPI individuals and organizations. I've also worked as a counselor for youth camps at Dogpatch Paddle. I'm also a member of the Premier Ensemble of the San Francisco Girls Chorus, where my ensemble and I have worked with musicians and activists to spotlight and empower marginalized voices using classical and contemporary music throughout the Bay Area.

**Civic Activities:**

I tutored underprivileged youth to supplement the loss of learning during the pandemic through a student-led organization known as Virtual Tutoring SF. Also during the pandemic, I worked on the Finance and Logistics team of a student-organized online resource database known as The STORM SF, which was dedicated to providing SF youth with information about opportunities throughout the city. I also volunteered as a teacher assistant and counselor for 3rd-5th graders at Gum Moon Asian Women's Resource Center Summer Program. I helped advise and guide students who were on the Leadership Council of Chinese Immersion School. I helped my independent school walk out in solidarity with SFUSD public high schools against sexual violence at City Hall by negotiating with my school and collaborating with the students organizers of the event. I also worked with Nature in the City at White Crane Springs Community Gardens. Recently, I've also worked for Housing Rights Committee of San Francisco follow-up calls to clients to check in with ongoing issues tenants were facing.

Have you attended any meetings of the body to which you are applying? Yes  No

An appearance before the Rules Committee may be required at a scheduled public hearing, prior to the Board of Supervisors considering the recommended appointment. Applications should be received ten (10) days prior to the scheduled public hearing.

Date: 01/22/2023 Applicant's Signature (required): Linda Ye

*(Manually sign or type your complete name.  
NOTE: By typing your complete name, you are hereby consenting to use of electronic signature.)*

Please Note: Your application will be retained for one year. Once completed, this form, including all attachments, become public record.

**FOR OFFICE USE ONLY:**

Appointed to Seat #: \_\_\_\_\_ Term Expires: \_\_\_\_\_ Date Vacated: \_\_\_\_\_

# Sugary Drinks Distributor Tax Advisory Committee (SDDTAC)

## Supplemental Questionnaire

(Please include this questionnaire with application form)

1. Please describe the experience you have in public health programs related to diabetes, oral health, obesity, and sugary drink consumption.

I have no prior experience in working with public health programs. Most of my exposure to public health programs came from school who taught us about the relationship between sugary drink consumption and diet sensitive chronic illnesses. However, that was from when I was very young and I personally never fully understood it until I began to see the impacts of sugary drink consumption in my own community and I began to research it.

2. Please describe the ways in which sugary drinks impact diverse communities across San Francisco.

Sugary drinks are only a part of a larger concern of intergenerational health, class, and racial inequities in San Francisco. The soda industry disproportionately impacts BIPOC, low-income communities, and youth, many of whom often don't have access to resources to prioritize a healthy diet, raising the likelihood of these populations developing diet-sensitive chronic diseases. Youth are particularly vulnerable because habits and diets are established young, and without proper support, it becomes harder for these habits to change. Having come from public schools and now attending a private school, I've witnessed the evident disparities in nutrition and health education that students receive. Without making sure that everyone is able to receive adequate support and education, sugary drinks will continue to divide our communities.

3. Please describe your experience in reaching out to community-based organizations that serve communities most impacted by sugary drinks.

I've never worked with organizations to specifically discuss sugary drinks, but I have worked to get to know organizations that serve vulnerable populations such as youth, BIPOC, and those who identify as low-income. I have no problem with doing outreach and being a resource for communities. I love to collaborate and learn from others.

4. Please describe your understanding of how businesses (soda industry, tobacco industry, etc.) impact chronic disease and community health.

Many businesses such as those of the soda industry sacrifice the well-being of consumers to sell and to profit. Sugary beverages have been a major contributor to chronic diseases such as obesity, diabetes, hypertension, cavities and more, due to its addictive high sugar content. Despite this scientific consensus, soda distributors have continued to push deep pocket advertising and marketing to mislead our communities and increase the consumption of sugary drinks. In the past, I've seen advertisements using athletes and celebrities to promote beverages as being "cool" and normalized, which only pressures consumers to buy more. However, the real price that our communities pay is decreased health as the distributors profit, which is why they must be held accountable for the damaging impacts they've had on our communities.

5. Please describe how your work or life experience will inform the work of the committee.

When I first heard about the SF Soda Tax in 2016, I didn't understand the tax's significance besides knowing from school that soda and high amounts of sugar were unhealthy. However, sugar was always a part of my family and community. It could always be used to cheer us up, like getting root beer floats if any of us were having a bad day or bringing Coca-Cola to a potluck. Like many, sugar and soda had become an integrated part of my life, but I saw many friends and family members suffer from the consequences such as cavities or hypertension. Additionally, when SFUSD's Student Nutrition Services reformed in 2013, I saw lunches go from cookies and soda to pre-plated Revolution Foods as I would be invited to hang out with my aunt at her work. It seemed to be a positive change, but I couldn't stop hearing my brother complain at the dinner table about how he wanted the soda and cookies back. He wasn't the only one who felt this way; at school I would also hear classmates groan before a meal landed in the trash with a thud. Looking back at it now, it made me realize how powerful food corporations have been to influence the diets of generations to normalize and prefer to eat food that could negatively impact them both physically and mentally. For me, it took body dysmorphia and an eating disorder to begin to prioritize a healthy and balanced diet, but no one, especially a child, should need to suffer to live healthier.

As I've grown to understand the complexities of systemic issues, it has only made me want to fight harder to advocate for others and myself. As I advocate for youth, I believe that we must invest more into providing thorough and up-to-date health and nutrition education in all schools, as well as increase accessibility to clean water, non-processed foods, and other necessities to support the public health of San Francisco. Even though I don't have the experience of working with public health programs, I care deeply about the well-being of my communities and am determined to do anything to stand for them. I wish for this to be an opportunity for me to work with a group of people who care about health equity as much as I do, and to also use this opportunity to introduce public health awareness to other youth and encourage their involvement in civic engagement.

Youth Commission  
City Hall ~ Room 345  
1 Dr. Carlton B. Goodlett Place



(415) 554-6446  
(415) 554-6140 FAX

March 16, 2023

San Francisco Youth Commission  
City Hall, Room 345  
1 Dr. Carlton B. Goodlett Place  
San Francisco, CA 94102

RE: San Francisco Youth Commission Nomination of Linda Ye to the Sugary Drinks Distributor Tax Advisory Committee, Seat 6

Dear Supervisor Matt Dorsey,

On behalf of the San Francisco Youth Commission, they have the honor to nominate Linda Ye to the Sugary Drinks Distributor Tax Advisory Committee, Seat 6. The San Francisco Youth Commission believes Linda Ye is a great candidate for Seat 6 and will do an amazing job representing youth from across the City and County of San Francisco.

We believe with their various experiences organizing youth, work with various youth serving nonprofits, and activities in academia make them a great candidate to serve on the Sugary Drinks Distributor Tax Advisory Committee.

Please reach out to Director Esquivel Garcia if there are any further questions regarding this nomination.

Best,

A handwritten signature in black ink, appearing to read "Alondra Esquivel Garcia".

Alondra Esquivel Garcia  
Director, San Francisco Youth Commission



BOARD of SUPERVISORS



City Hall
1 Dr. Carlton B. Goodlett Place, Room 244
San Francisco 94102-4689
Tel. No. (415) 554-5184
Fax No. (415) 554-5163
TDD/TTY No. (415) 554-5227

Application for Boards, Commissions, Committees, & Task Forces


Advisory Committee for Sugary-Drinks Distributor Tax.

Name of Board/Commission/Committee/Task Force: \_\_\_\_\_

15

Seat # (Required - see Vacancy Notice for qualifications): \_\_\_\_\_

Eva Holman



San Francisco CA 94121 \_\_\_\_\_ 94121

Zip Code: \_\_\_\_\_

Environmental Policy Consultant

Occupation: \_\_\_\_\_

Self

Work Phone: \_\_\_\_\_ Employer: \_\_\_\_\_

Business Address: \_\_\_\_\_ Zip Code: \_\_\_\_\_

eva@goodsholdingcompany.com

Business Email: \_\_\_\_\_ Home \_\_\_\_\_

Pursuant to Charter, Section 4.101(a)(2), Boards and Commissions established by the Charter must consist of residents of the City and County of San Francisco who are 18 years of age or older (unless otherwise stated in the code authority). For certain appointments, the Board of Supervisors may waive the residency requirement.

Resident of San Francisco: Yes [X] No [ ] If No, place of residence: \_\_\_\_\_

18 Years of Age or Older: Yes [X] No [ ]

Pursuant to Mayoral Order, members of boards/commissions are required to be Covid-19 vaccinated and attend in-person meetings.

Covid-19 Vaccinated: Yes [X] No [ ]

Pursuant to Charter, Section 4.101(a)(1), please state how your qualifications represent the communities of interest, neighborhoods, and the diversity in ethnicity, race, age, sex, sexual orientation, gender identity, types of disabilities, and any other relevant demographic qualities of the City and County of San Francisco:

I have been focused on environmental policies and campaigns to reduce toxic chemicals and pollution disproportionately affecting low income communities of color and particularly children and students professionally and personally for the last 12 years. My professional focus has been on clean water, water equity and clean water access, transportation, reduction of toxic chemicals and electrification of buildings and equipment to reduce harm and negative health impacts.

The work I do gives me the opportunity to engage and collaborate with the City, other NGOs, community groups, and activists, to ensure that the concerns and challenges of all community members be integrated into policies.

**Business and/or Professional Experience:**

In 2012 I started working for Raphael House as their Communications and Events Manager and raised over 80,000 more than my goal and developed a strong social media strategy.

After 2 years I left to concentrate on Environmental Policy and worked with Surfrider on campaigns and policies like the styrofoam ban, bottled water ban, bag ban, PFAS ban and more. I started working with the SFUSD Earth Day Every Day team in the Office of Sustainability and visiting schools to talk about plastic pollution and toxic chemicals.

I took a Policy Organizer position with Upstream from 2018-2021. With Upstream I focused on Reusable Foodware policies, safety of reuse campaigns and coalition development and worked with Berkeley, Pacifica, Santa Rosa and many more cities on passing policies mandating reusable foodware onsite ordinances which included accessories on request and PFAS bans. I continued my work championing reusable foodware in schools and institutions

**Civic Activities:**

I work closely with SFE and many NGOs (CEH, ReThink Disposable, Race to Zero Waste, Sierra Club, and more) in a coalition, Reusable SF, which I co-facilitate. We are working on a reusable foodware ordinance for San Francisco and reuse campaigns and strategies for schools and more.

I am on the core team of Mothers Out Front and have worked on campaigns and policies for electrification of buildings and equipment, safe car-free transportation and toxic free foodware.

I am on the Board of SFLCV and each election cycle we interview candidates and review ballot measures and draft and publish endorsements.

I lead a Waste Reduction in Schools working group (SFUSD, Recology, CEH, MOF) which is focused on non toxic foodware, equity, and waste reduction in schools and works to fund the district to pay for reusable foodware.

Have you attended any meetings of the body to which you are applying? Yes  No

An appearance before the Rules Committee may be required at a scheduled public hearing, prior to the Board of Supervisors considering the recommended appointment. Applications should be received ten (10) days prior to the scheduled public hearing.

Date: 1/4/23 Applicant's Signature (required): Eva Holman  
*(Manually sign or type your complete name.  
NOTE: By typing your complete name, you are hereby consenting to use of electronic signature.)*

Please Note: Your application will be retained for one year. Once completed, this form, including all attachments, become public record.

**FOR OFFICE USE ONLY:**

Appointed to Seat #: \_\_\_\_\_ Term Expires: \_\_\_\_\_ Date Vacated: \_\_\_\_\_

## **Sugary Drinks Distributor Tax Advisory Committee (SDDTAC)**

### **Supplemental Questionnaire**

(Please include this questionnaire with application form)

1. Please describe the experience you have in public health programs related to diabetes, oral health, obesity, and sugary drink consumption.

I have worked with (and continue to work) a coalition of activists and advocates focused on public water access and public water safety advocacy loosely based on the findings of the 2018 Water Equity Brief published by UCSF. I also work closely with Center for Environmental Health and SFUSD on reducing single use foodware which is coated in toxic chemicals related to various health problems in San Francisco and beyond.

2. Please describe the ways in which sugary drinks impact diverse communities across San Francisco.

Low income communities and communities of color often have less access to unpacked food and limited public access to water and water refill stations. Low income communities also have less access to supermarkets (food deserts) and rely on convenience stores for drinks and snacks which sell bottled high sugar beverages which can lead to a variety of health problems including but not limited to obesity, diabetes, and tooth decay.

3. Please describe your experience in reaching out to community-based organizations that serve communities most impacted by sugary drinks.

I have experience working with CBOs on plastic bags, single use foodware and toxics, and reuse to save businesses / restaurants money. I have tabled at events, spoken at community meetings and churches, participated in zoom meetings and in festivals and neighborhood clean ups. I have met with merchant associations, neighborhood task forces, and citizen groups.

4. Please describe your understanding of how businesses (soda industry, tobacco industry, etc.) impact chronic disease and community health.

From my work with the Surfrider program Hold on to Your Butt I know that the tobacco industry is a tough adversary and it is challenging to pass any legislation that limits access to tobacco

products or changes current practices. I also know that they have campaigns like Keep America Beautiful that give money to community groups to clean up cigarette butt litter. I did some research and it looks like tobacco companies pay states for health costs at a limited amount - not enough and it's not a fix for the long term health issues.

I also work on a plastic shotgun wad campaign and the NRA / Gun Lobby is a similar adversary. I am less informed about the sugary beverage industry but am very interested in learning more.

5. Please describe how your work or life experience will inform the work of the committee.

My career for the last 10+ years has been focused on engagement and coalition building. I have developed campaigns, supported policies, and participated on many teams and boards. I am fairly well connected with diverse community groups, schools, government and local agencies. I thrive in collaborative groups and am an open and kind communicator with an ability to listen deeply and absorb opinions and concerns without judgment.

Along with my experience in climate action, policy, environmental justice and equity I have skills in fundraising, event planning, homeless services, operations, communications and marketing.

BOARD of SUPERVISORS




City Hall
1 Dr. Carlton B. Goodlett Place, Room 244
San Francisco 94102-4689
Tel. No. (415) 554-5184
Fax No. (415) 554-5163
TDD/TTY No. (415) 554-5227

Application for Boards, Commissions, Committees, & Task Forces

Name of Board/Commission/Committee/Task Force: Sugary Drinks Distributor Tax Advisory Committee

Seat # (Required - see Vacancy Notice for qualifications): Seat 16

Full Name: Laura Urban



Zip Code: 94109

Occupation: Associate Director of Health and Nutrition

Work Phone: (415) 276-2929 Employer: Children's Council of San Francisco

Business Address: 445 Church St., San Francisco, CA Zip Code: 94114

Business Email: lurban@childrenscouncil.org Home Email [Redacted]

Pursuant to Charter, Section 4.101(a)(2), Boards and Commissions established by the Charter must consist of residents of the City and County of San Francisco who are 18 years of age or older (unless otherwise stated in the code authority). For certain appointments, the Board of Supervisors may waive the residency requirement.

Resident of San Francisco: Yes [X] No [ ] If No, place of residence:
18 Years of Age or Older: Yes [X] No [ ]

Pursuant to Mayoral Order, members of boards/commissions are required to be Covid-19 vaccinated and attend in-person meetings.

Covid-19 Vaccinated: Yes [X] No [ ]

Pursuant to Charter, Section 4.101(a)(1), please state how your qualifications represent the communities of interest, neighborhoods, and the diversity in ethnicity, race, age, sex, sexual orientation, gender identity, types of disabilities, and any other relevant demographic qualities of the City and County of San Francisco:

As the member with experience or expertise in services and programs for children five and under, I will act as a conduit to the childcare community and speak to nutrition issues and concerns facing San Francisco families and their children. My qualifications represent the communities of interest, as I've dedicated my career to increase access to healthy foods and beverages among high-risk communities; the same communities most at-risk to experience health issues related to over-consumption of sugar-sweetened beverages.

**Business and/or Professional Experience:**

Children's Council of San Francisco December  
2021 - Present  
Associate Director of Health and Nutrition

Nevada Department of Health and Human Services, Division of Public and Behavioral Health, Office of Food  
Security and Wellness  
June 2016 - November 2021  
Food Security and Wellness Manager

Food Bank of Northern Nevada (FBNN)  
August 2012 - June 2016  
Nutrition Education Coordinator

FBNN  
March 2012 - August 2012  
Child Nutrition Program Assistant

**Civic Activities:**

In my current role as the Associate Director of Health and Nutrition at Children's Council, I supported federal, state, and local efforts related to addressing gaps and limitations around Child and Adult Care Food Program (CACFP) Early Care and Education/Family Day Care Home participation. Specifically, I developed a CACFP policy paper to support advocacy efforts, helped draft Children's Council's Add Back Policy Request for CACFP (to increase access to healthy meals and beverages), and participated in three federal meetings to update elected officials on policies impacting CACFP participation and family nutrition security.

In my previous role as the Food Security and Wellness Manager for the Nevada Office of Food Security, I acted as the administrative support and coordinator for the Nevada Council of Food Security, a state agency comprised of cross-sector partners to enhance collaboration and align efforts around food security initiatives and policies. I facilitated collaboration and acted as a liaison among food security partners statewide, including State health departments and divisions, local health authorities, and community-based organizations. In this role, I also developed and provided written and oral reports and presentations to educate State agencies, community partners, advisory committees, and legislators about food insecurity, associated determinants (including childhood obesity), and policy priorities of the Nevada Council on Food Security.

Have you attended any meetings of the body to which you are applying? Yes  No

An appearance before the Rules Committee may be required at a scheduled public hearing, prior to the Board of Supervisors considering the recommended appointment. Applications should be received ten (10) days prior to the scheduled public hearing.

Date: 1/20/2023 Applicant's Signature (required): Laura Urban  
*(Manually sign or type your complete name.  
NOTE: By typing your complete name, you are hereby consenting to use of electronic signature.)*

Please Note: Your application will be retained for one year. Once completed, this form, including all attachments, become public record.

**FOR OFFICE USE ONLY:**

Appointed to Seat #: \_\_\_\_\_ Term Expires: \_\_\_\_\_ Date Vacated: \_\_\_\_\_

## Sugary Drinks Distributor Tax Advisory Committee (SDDTAC)

### Supplemental Questionnaire

(Please include this questionnaire with application form)

1. Please describe the experience you have in public health programs related to diabetes, oral health, obesity, and sugary drink consumption.

*I have over 10 years of experience strategizing and implementing food security, nutrition, and chronic disease/obesity prevention programs at the state and local level. Currently, as Associate Director of Health and Wellness with the Children's Council of San Francisco, I oversee programming aimed to increase nutrition security and support the development of facility-level policies that support the nutrition and physical activity environment of Early Care and Education (ECE) centers in San Francisco, including nutrition standards for beverages, to encourage a healthy start for children. Furthermore, my work includes providing primary oversight of the Child and Adult Care Food Program (CACFP) for Family Day Care Homes in San Francisco, which encourages the service of healthy meals, snacks, and beverages.*

*Before joining Children's Council of San Francisco, I oversaw the Nevada Division of Public and Behavioral Health's Office of Food Security and Wellness. In this role I designed and evaluated State food insecurity and childhood obesity prevention plans and initiatives. Specifically, I oversaw the State Wellness and Prevention Program (previously the Obesity Prevention and Control Program) and the School Wellness Program, which, in-part, worked to support the implementation of policies (i.e. School Wellness Policies, as required by the Healthy, Hunger-Free Kids Act of 2010) that included beverage nutrition standards. I served as administrative support to the Nevada Council on Food Security, a government agency aimed to enhance collaboration around efforts to combat food insecurity and increase access to healthy foods and beverages for all Nevadans. I also oversaw and executed food security and wellness-related grants and awards, including issuance of notice of funding opportunity and subawards, monitoring, requests for reimbursement, technical assistance, and reporting/evaluation.*

*I began my career with the Food Bank of Northern Nevada working at the ground-level implementing federal child nutrition programs, family-centered nutrition education programs, and healthy pantry initiatives to enhance the pantry environment and encourage healthy food and beverage options.*

2. Please describe the ways in which sugary drinks impact diverse communities across San Francisco.

*Systemic socioeconomic disparities throughout San Francisco limit vulnerable communities' access to healthy foods and beverages they need to thrive. As a result, underserved community members are most at risk to the harm caused by over-consumption of sugar-sweetened beverages and foods with low nutrition density. This leads many communities to have higher rates of diabetes, heart disease and other preventable diseases due to a lack of access. Health issues caused by over consumption of these foods, including sugar-sweetened beverages, combined with limited access to health care and other necessities, contribute to ongoing socioeconomic inequities.*

3. Please describe your experience in reaching out to community-based organizations that serve communities most impacted by sugary drinks.

*As the Food Security and Wellness Manager, I served as the state liaison among cross-sector food insecurity partners statewide. In this role I also managed the Fund for a Healthy Nevada: Wellness/Hunger Services Grant, where I worked closely with 11 community-based organization sub-recipients, supporting initiatives and programming to reduce hunger in Nevada communities. As the coordinator and administrative lead for the Nevada Council on Food Security, I worked with various state and local organizations serving low-income communities struggling with nutrition security, to increase collaboration and collective impact statewide.*

*In my current role as Associate Director of Health and Nutrition with the Children's Council of San Francisco, I oversee programs that work directly with 200+ child care providers representative of San Francisco's diverse communities most impacted by the effects of sugar sweetened beverages. Children's Council's health and nutrition programs provide the training and resources child care providers need to create an environment that encourages good nutrition and physical activity, and the adoption of healthy behaviors at an early age.*

4. Please describe your understanding of how businesses (soda industry, tobacco industry, etc.) impact chronic disease and community health.

*The soda and tobacco industry uses their influence and limitless resources to target low-income communities. Data show that effects of consuming sugary-sweetened beverages adversely affect diverse communities of color in particular, including weight gain and chronic diseases (i.e., obesity, type 2 diabetes, and heart disease). These communities are more likely to experience food insecurity and have more threats to their health compared to higher-income neighborhoods. These businesses contribute to poor community health and the cycle of poverty.*

5. Please describe how your work or life experience will inform the work of the committee.

*I'll apply my experience creating, implementing, and evaluating nutrition security and obesity-prevention programs at the state and local level to inform the committee's work. I am also familiar with the San Francisco budget and legislative process after working on an add-back request for increased CACFP funding (to increase healthy food and beverage options in Family Day Care Homes) in 2021-2022. As the member with experience or expertise in services and programs for children five and under, I will serve as a conduit to the childcare community and speak to nutrition issues/concerns facing San Francisco families and their children.*





## SUGARY DRINKS DISTRIBUTOR TAX ADVISORY COMMITTEE

The below listed summary of seats, term expirations and membership information shall serve as notice of **vacancies, upcoming term expirations** and information on currently held seats, appointed by the Board of Supervisors. Appointments by other bodies are listed, if available. Seat numbers listed in **bold** are open for immediate appointment. However, you are able to submit applications for all seats and your application will be maintained for one year, in the event that an unexpected vacancy or opening occurs.

### Membership and Seat Qualifications

Seat #	Appointing Authority	Seat Holder	Term Ending	Qualification
<b>1</b>	BOS	Vanessa Bohm (residency waived)	<b>12/31/22</b>	Must be held by a representative of a nonprofit organization that advocate for health equity in communities that are disproportionately impacted by diseases related to the consumption of sugar-sweetened beverages, for a two-year term
<b>2</b>	BOS	Maysha Bell	<b>12/31/22</b>	
<b>3</b>	BOS	Marna Armstead	<b>12/31/22</b>	
<b>4</b>	BOS	Frances Abigail Cabrera	<b>12/31/22</b>	Must be an individual who is employed at a medical institution in San Francisco and who has experience in the diagnosis or treatment of, or in research or education about, chronic and other diseases linked to the consumption of sugar-sweetened beverages, for a two-year term
<b>5</b>	BOS	Diana Lau	<b>12/31/22</b>	
<b>6</b>	BOS	Kiana Sezawar Keshavarz	<b>12/31/22</b>	Must be a person who is under 19 years old at the time of appointment and who may be a member of the Youth Commission, nominated by the Youth Commission and appointed by the Board of Supervisors, for a two-year term. (Note: If the person is under legal voting age and unable to be an elector for that reason, the person may hold this seat, but upon reaching legal voting age, the person shall relinquish the seat

				unless he or she becomes an elector, in which case the person shall retain the seat.)*
7	OEWD	Larry McClendon	12/31/22	Shall be held by a person appointed by the Director of the Office of Economic and Workforce Development or any successor office
8	SFUSD	Saeeda Hafiz	12/31/22	Shall be held by persons appointed by the Board of Education of the San Francisco Unified School District. If at any time the Board of Education declines to appoint a member to Seat 8 or 9 and leaves the seat vacant for 60 days or longer, the Board of Supervisors may appoint a member of the public to fill the seat until such time as the Board of Education appoints a member
9	SFUSD	Alexandra Emmott	12/31/22	
10	Public Health	Tiffany Kenison	12/31/22	Shall be held by an employee of the Department of Public Health who has experience or expertise in the field of chronic disease prevention or treatment, appointed by the Director of Health
11	Public Health	Irene Hilton	12/31/22	Shall be held by a person with experience or expertise in the field of oral health, appointed by the Director of Health
12	Public Health	Veronica Shepard	12/31/22	Shall be held by a person with experience or expertise in the field of food security or access, appointed by the Director of Health
13	DCYF	Michelle Kim	12/31/22	Shall be held by an employee of the Department of Children, Youth & Their Families, appointed by the Director of that Department
14	Recreation and Park	Linda Bernard	12/31/22	Shall be held by an employee of the Recreation and Park Department, appointed by the

				General Manager of that Department
15	SFUSD	Dianna Cavagnaro	12/31/22	Shall be held by a parent or guardian of a student enrolled in the San Francisco Unified School District at the time of appointment, nominated by the San Francisco Unified School District's Parent Advisory Council, and appointed by the Board of Supervisors. If at any time the Parent Advisory Council declines to nominate a member to a vacant seat for 60 days or longer, the Board of Supervisors may appoint a member of the public to fill the seat until the seat becomes vacant again
16	BOS	Maureen Guerrero	12/31/22	Shall be held by a person with experience or expertise in services and programs for children five and under, appointed by the Board of Supervisors, for a two year term.

\* Youth interested in applying to Seat 6 may also obtain more information from the Youth Commission website at <http://sfgov.org/youthcommission> or by contacting Director Kiely Hosmon at (415) 554-6464.

**BOARD OF SUPERVISORS (BOS) APPLICATION FORMS AVAILABLE HERE**

- English - [https://sfbos.org/sites/default/files/vacancy\\_application.pdf](https://sfbos.org/sites/default/files/vacancy_application.pdf)
- 中文 - [https://sfbos.org/sites/default/files/vacancy\\_application\\_CHI.pdf](https://sfbos.org/sites/default/files/vacancy_application_CHI.pdf)
- Español - [https://sfbos.org/sites/default/files/vacancy\\_application\\_SPA.pdf](https://sfbos.org/sites/default/files/vacancy_application_SPA.pdf)
- Filipino - [https://sfbos.org/sites/default/files/vacancy\\_application\\_FIL.pdf](https://sfbos.org/sites/default/files/vacancy_application_FIL.pdf)

**In addition to the application form please complete the SDDTAC Supplemental Questionnaire (located at the end on this notice and at:**

[https://sfbos.org/sites/default/files/Sugary\\_Drinks\\_Distributor\\_Tax\\_Advisory\\_Committee\\_Questionnaire.pdf](https://sfbos.org/sites/default/files/Sugary_Drinks_Distributor_Tax_Advisory_Committee_Questionnaire.pdf)

If you have any question regarding the questionnaire, please contact staff at the Advisory Committee (contact information listed below).

(For seats appointed by other Authorities please contact the Board / Commission / Committee / Task Force (see below) or the appointing authority directly.)

*Please Note: Depending upon the posting date, a vacancy may have already been filled. To determine if a vacancy for this Commission is still available, or if you require additional information, please call the Rules Committee Clerk at (415) 554-5184.*

Applications, Supplemental Questionnaires and other documents may be submitted to [BOS-Appointments@sfgov.org](mailto:BOS-Appointments@sfgov.org)

**Next Steps:** Applicants who meet minimum qualifications will be contacted by the Rules Committee Clerk once the Rules Committee Chair determines the date of the hearing. Members of the Rules Committee will consider the appointment(s) at the meeting and applicant(s) may be asked to state their qualifications. The appointment of the individual(s) who is recommended by the Rules Committee will be forwarded to the Board of Supervisors for final approval.

---

The general purpose of the Advisory Committee is to make recommendations to the Mayor and the Board of Supervisors on the effectiveness of the Sugary Drinks Distributor Tax in Business Tax and Regulations Code Article 8.

The Advisory Committee shall consist of the following 16 voting members:

- (a) Seats 1, 2, and 3 shall be held by representatives of nonprofit organizations that advocate for health equity in communities that are disproportionately impacted by diseases related to the consumption of Sugar-Sweetened Beverages, as defined in Business and Tax Regulations Code Section 552, appointed by the Board of Supervisors.
- (b) Seats 4 and 5 shall be held by individuals who are employed at medical institutions in San Francisco and who have experience in the diagnosis or treatment of, or in research or education about, chronic and other diseases linked to the consumption of Sugar-Sweetened Beverages, appointed by the Board of Supervisors.
- (c) Seat 6 shall be held by a person who is under 19 years old at the time of appointment and who may be a member of the Youth Commission, nominated by the Youth Commission and appointed by the Board of Supervisors. If the person is under legal voting age and unable to be an elector for that reason, the person may hold this seat, but upon reaching legal voting age, the person shall relinquish the seat unless he or she becomes an elector, in which case the person shall retain the seat.
- (d) Seat 7 shall be held by a person appointed by the Director of the Office of Economic and Workforce Development or any successor office.
- (e) Seats 8 and 9 shall be held by persons appointed by the Board of Education of the San Francisco Unified School District. If at any time the Board of Education declines to appoint a member to Seat 8 or 9 and leaves the seat vacant for 60 days or longer, the Board of Supervisors may appoint a member of the public to fill the seat until such time as the Board of Education appoints a member.

- (f) Seat 10 shall be held by an employee of the Department of Public Health who has experience or expertise in the field of chronic disease prevention or treatment, appointed by the Director of Health.
- (g) Seat 11 shall be held by a person with experience or expertise in the field of oral health, appointed by the Director of Health.
- (h) Seat 12 shall be held by a person with experience or expertise in the field of food security or access, appointed by the Director of Health.
- (i) Seat 13 shall be held by an employee of the Department of Children, Youth & Their Families, appointed by the Director of that Department.
- (j) Seat 14 shall be held by an employee of the Recreation and Park Department, appointed by the General Manager of that Department.
- (k) Seat 15 shall be held by a parent or guardian of a student enrolled in the San Francisco Unified School District at the time of appointment, nominated by the San Francisco Unified School District's Parent Advisory Council, and appointed by the Board of Supervisors. If at any time the Parent Advisory Council declines to nominate a member to a vacant seat for 60 days or longer, the Board of Supervisors may appoint a member of the public to fill the seat until the seat becomes vacant again.
- (l) Seat 16 shall be held by a person with experience or expertise in services and programs for children five and under, appointed by the Board of Supervisors.

Appointing authorities shall make initial appointments to the Advisory Committee by no later than September 1, 2017. The initial term for each seat on the Advisory Committee shall begin September 1, 2017, and end on December 31, 2018.

Any member who misses three regular meetings of the Advisory Committee within any 12-month period without the express approval of the Advisory Committee at or before each missed meeting shall be deemed to have resigned from the Advisory Committee 10 days after the third unapproved absence. The Advisory Committee shall inform the appointing authority of any such resignation.

The City Administrator shall provide administrative and clerical support for the Advisory Committee, and the Controller's Office shall provide technical support and policy analysis for the Advisory Committee upon request. All City officials and agencies shall cooperate with the Advisory Committee in the performance of its functions.

Report: Starting in 2018, by March 1 of each year, the Advisory Committee shall submit to the Board of Supervisors and the Mayor a report that (a) evaluates the impact of the Sugary Drinks Distributor Tax on beverage prices, consumer purchasing behavior, and public health, and (b) makes recommendations regarding the potential establishment and/or funding of programs to reduce the consumption of Sugar-Sweetened Beverages in San Francisco. Within 10 days after the submission of the report, the City Administrator shall submit to the Board of Supervisors a proposed resolution for the Board to receive the report.

Authority: Business and Tax Regulations Code, Article VIII, Sections 550 through 560;  
Administrative Code, Chapter 5, Article XXXIII, Sections 5.33-1 through 5.33-6;  
Proposition V (2016)

Sunset Date: December 31, 2028

Contact: Christina Goette  
Melinda Martin  
Department of Public Health  
San Francisco, CA  
(628) 206-7630  
[christina.goette@sfdph.org](mailto:christina.goette@sfdph.org)  
[Melinda.martin@sfdph.org](mailto:Melinda.martin@sfdph.org)

Updated: December 1, 2022

## **Sugary Drinks Distributor Tax Advisory Committee (SDDTAC)**

### **Supplemental Questionnaire**

1. Please describe the experience you have in public health programs related to diabetes, oral health, obesity, and sugary drink consumption.

2. Please describe the ways in which sugary drinks impact diverse communities across San Francisco.

3. Please describe your experience in reaching out to community-based organizations that serve communities most impacted by sugary drinks.

4. Please describe your understanding of how businesses (soda industry, tobacco industry, etc.) impact chronic disease and community health.

5. Please describe how your work or life experience will inform the work of the committee.

# ***GENDER ANALYSIS OF COMMISSIONS AND BOARDS***

---



City and County of San Francisco  
London N. Breed  
Mayor

Department on the Status of Women  
Emily M. Murase, PhD  
Director





## Acknowledgements

---

The data collection and analysis for this report was conducted by Public Policy Fellow Diana McCaffrey with support from Policy and Projects Director Elizabeth Newman, Associate Director Carol Sacco, and Director Emily Murase, PhD, at the San Francisco Department on the Status of Women.

The San Francisco Department on the Status of Women would like to thank the various policy body members, Commission secretaries, and department staff who graciously assisted in collecting demographic data and providing information about their respective policy bodies.

### **San Francisco Commission on the Status of Women**

President Debbie Mesloh

Vice President Breanna Zwart

Commissioner Shokooh Miry

Commissioner Carrie Schwab-Pomerantz

Commissioner Andrea Shorter

Commissioner Julie D. Soo

Emily M. Murase, PhD, Director  
Department on the Status of Women

This report is available at the San Francisco Department on the Status of Women website, <https://sfgov.org/dosw/gender-analysis-reports>.

# Contents

---

Table of Figures .....	3
Executive Summary.....	4
I. Introduction .....	7
II. Gender Analysis Findings .....	8
A. Gender .....	8
B. Race and Ethnicity.....	11
C. Race and Ethnicity by Gender .....	14
D. LGBTQ Identity.....	16
E. Disability Status.....	16
F. Veteran Status.....	17
G. Policy Bodies by Budget.....	18
H. Comparison of Advisory Body and Commission and Board Demographics .....	19
I. Demographics of Mayoral, Supervisorial, and Total Appointees .....	20
III. Conclusion.....	21
IV. Methodology and Limitations.....	23
Appendix .....	24

## Table of Figures

---

Figure 1: Summary Data of Policy Body Demographics, 2019.....	8
Figure 2: 10-Year Comparison of Representation of Women on Policy Bodies .....	8
Figure 3: Commissions and Boards with Highest Percentages of Women, 2019 Compared to 2017, 2015..	9
.....	9
Figure 4: Commissions and Boards with Lowest Percentage of Women, 2019 Compared to 2017, 2015..	10
.....	10
Figure 5: Advisory Bodies with the Highest and Lowest Percentage of Women, 2019.....	10
Figure 6: 10-Year Comparison of People of Color’s Representation of Policy Bodies.....	11
Figure 7: Race and Ethnicity of Appointees Compared to San Francisco Population, 2019.....	12
Figure 8: Commissions and Boards with Highest Percentage of People of Color, 2019 Compared to 2017, 2015 .....	12
Figure 9: Commissions and Boards with Lowest Percentage of People of Color, 2019 Compared to 2017, 2015 .....	13
Figure 10: Advisory Bodies with the Highest and Lowest Percentage of People of Color, 2019.....	14
Figure 11: 10-Year Comparison of Representation of Women of Color on Policy Bodies.....	14
Figure 12: Appointees by Race/Ethnicity and Gender, 2019 .....	15
Figure 13: San Francisco Population by Race/Ethnicity, 2019 .....	15
Figure 14: LGBTQ Identity of Appointees, 2019 .....	16
Figure 15: LGBTQ Population of Appointees, 2019 .....	16
Figure 16: San Francisco Adult Population with a Disability by Gender, 2017 .....	17
Figure 17: Appointees with One or More Disabilities by Gender, 2019 .....	17
Figure 18: San Francisco Adult Population with Military Service by Gender, 2017.....	17
Figure 19: Appointees with Military Service, 2019.....	17
Figure 20: Percent of Women, Women of Color, and People of Color on Commissions and Boards with Largest and Smallest Budgets in Fiscal Year 2018-2019 .....	18
Figure 21: Demographics of Commissions and Boards with Largest Budgets, 2019 .....	19
Figure 22: Demographics of Commissions and Boards with Smallest Budgets, 2019 .....	19
Figure 23: Demographics of Appointees on Commission and Boards and Advisory Bodies, 2019 .....	20
Figure 24: Demographics of Mayoral, Supervisorial, and Total Appointees, 2019 .....	20
Figure 25: Policy Body Demographics, 2019.....	24
Figure 26: San Francisco Population Estimates by Race/Ethnicity, 2017 .....	26
Figure 27: San Francisco Population Estimates by Race/Ethnicity and Gender, 2017 .....	26

## Executive Summary

In 2008, San Francisco voters overwhelmingly approved a City Charter Amendment (section 4.101) establishing as City policy for the membership of Commissions and Boards to reflect the diversity of San Francisco’s population, and that appointing officials be urged to support the nomination, appointment, and confirmation of these candidates. Additionally, it requires the San Francisco Department on the Status of Women to conduct and publish a gender analysis of Commissions and Boards every two years.

The *2019 Gender Analysis of Commissions and Boards* includes more policy bodies such as task forces, committees, and advisory bodies, than previous analyses, which were limited to Commissions and Boards. Data was collected from 84 policy bodies and from a total of 741 members mostly appointed by the Mayor and Board of Supervisors. These policy bodies fall under two categories designated by the San Francisco Office of the City Attorney.<sup>1</sup> The first category, referred to as “Commissions and Boards,” are policy bodies with decision-making authority and whose members are required to submit financial disclosures to the Ethics Commission. The second category, referred to as “Advisory Bodies,” are policy bodies with advisory function whose members do *not* submit financial disclosures to the Ethics Commission. This report examines policy bodies and appointees both comprehensively as a whole and separately by the two categories.

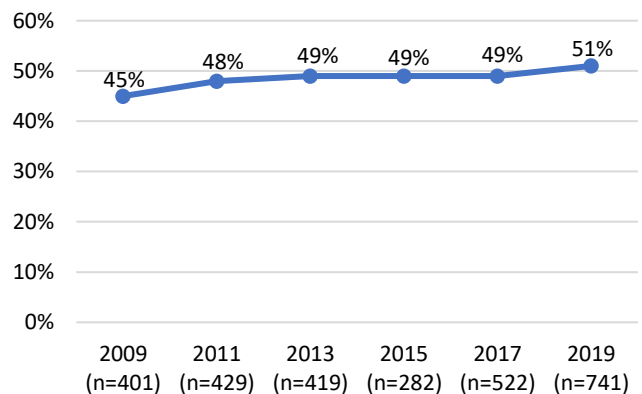
The *2019 Gender Analysis* evaluates the representation of women; people of color; lesbian, gay, bisexual, transgender, queer, and questioning (LGBTQ) individuals; people with disabilities; and veterans on San Francisco policy bodies.

### Key Findings

#### Gender

- Women’s representation on policy bodies is 51%, slightly above parity with the San Francisco female population of 49%.
- Since 2009, there has been a small but steady increase in the representation of women on San Francisco policy bodies.

**10-Year Comparison of Representation of Women on Policy Bodies**



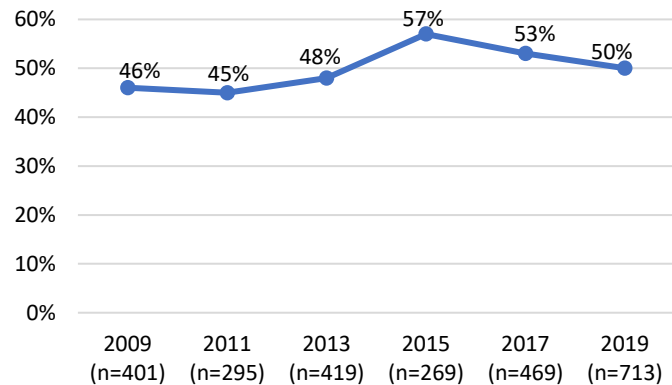
Source: SF DOSW Data Collection & Analysis.

<sup>1</sup> “List of City Boards, Commissions, and Advisory Bodies Created by Charter, Ordinance, or Statute,” Office of the City Attorney, <https://www.sfcityattorney.org/wp-content/uploads/2016/01/Commission-List-08252017.pdf>, (August 25, 2017).

## Race and Ethnicity

- People of color are underrepresented on policy bodies compared to the population. Although people of color comprise 62% of San Francisco’s population, just 50% of appointees identify as a race other than white.
- While the overall representation of people of color has increased between 2009 and 2019, as the Department collected data on more appointees, the representation of people of color has decreased over the last few years. The percentage of appointees of color decreased from 53% in 2017 to 49% in 2019.
- As found in previous reports, Latinx and Asian groups are underrepresented on San Francisco policy bodies compared to the population. Latinx individuals are 14% of the population but make up only 8% of appointees. Asian individuals are 31% of the population but make up only 18% of appointees.

**10-Year Comparison of Representation of People of Color on Policy Bodies**

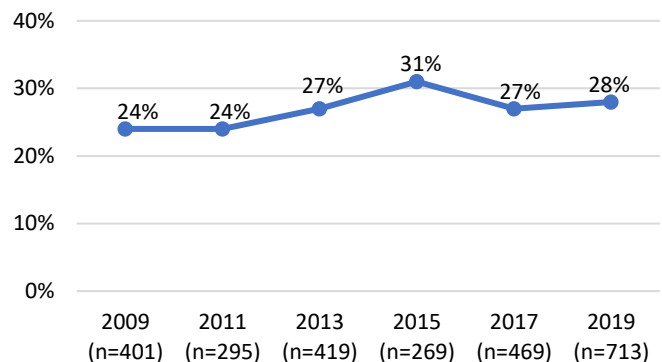


Source: SF DOSW Data Collection & Analysis.

## Race and Ethnicity by Gender

- On the whole, women of color are 32% of the San Francisco population, and 28% of appointees. Although still below parity, 28% is a slight increase compared to 2017, which showed 27% women of color appointees.
- Meanwhile, men of color are underrepresented at 21% of appointees compared to 31% of the San Francisco population.
- Both White women and men are overrepresented on San Francisco policy bodies. White women are 23% of appointees compared to 17% of the San Francisco population. White men are 26% of appointees compared to 20% of the population.
- Black and African American women and men are well-represented on San Francisco policy bodies. Black women are 9% of appointees compared to 2.4% of the population, and Black men are 5% of appointees compared to 2.5% of the population.
- Latinx women are 7% of the San Francisco population but 3% of appointees, and Latinx men are 7% of the population but 5% of appointees.
- Asian women are 17% of the San Francisco population but 11% of appointees, and Asian men are 15% of the population but just 7% of appointees.

**10-Year Comparison of Representation of Women of Color on Policy Bodies**



Source: SF DOSW Data Collection & Analysis.

### Additional Demographics

- Out of the 74% of appointees who responded to the survey question on LGBTQ identity, 19% identify as lesbian, gay, bisexual, transgender, nonbinary, queer, or questioning, and 81% of appointees identify as straight/heterosexual.
- Out of the 70% of appointees who responded to the question on disability, 11% identify as having one or more disabilities, which is just below the 12% of the adult population with a disability in San Francisco.
- Out of the 67% of appointees who responded to the question on veteran status, 7% have served in the military compared to 3% of the San Francisco population.

### Proxies for Influence: Budget & Authority

- Although women are half of all appointees, those Commissions and Boards with the largest budgets have fewer women and especially fewer women of color. Meanwhile, women exceed representation on Boards and Commissions with the smallest budgets and women of color reach parity with the population on the smallest budgeted Commissions and Boards.
- Although still underrepresented relative to the San Francisco population, there is a larger percentage of people of color on Commissions and Boards with both the largest and smallest budgets compared to overall appointees.
- The percentage of total women is greater on Advisory Bodies than Commissions and Boards. Women are 54% of appointees on Advisory Bodies and 48% of appointees on Commissions and Boards. However, the percentages of people of color and women of color on Commissions and Boards exceed the percentages of people of color and women of color on Advisory Bodies.

### Appointing Authorities

- Mayoral appointments include 55% women, 52% people of color, and 30% women of color, which is more diverse by gender and race compared to both Supervisorial appointments and total appointments.

### Demographics of Appointees Compared to the San Francisco Population

	Women	People of Color	Women of Color	LGBTQ	Disability Status	Veteran Status
San Francisco Population	49%	62%	32%	6%-15%*	12%	3%
Total Appointees	51%	50%	28%	19%	11%	7%
10 Largest Budgeted Commissions & Boards	41%	55%	23%			
10 Smallest Budgeted Commissions & Boards	52%	54%	32%			
Commissions and Boards	48%	52%	30%			
Advisory Bodies	54%	49%	28%			

Sources: 2017 American Community Survey 5-Year Estimates, SF DOSW Data Collection & Analysis, 2019, \*Note: Estimates vary by source. See page 16 for a detailed breakdown.

## I. Introduction

---

Inspired by the 4th UN World Conference on Women in Beijing, San Francisco became the first city in the world to adopt a local ordinance reflecting the principles of the U.N. Convention on the Elimination of All Forms of Discrimination (CEDAW), an international bill of rights for women. The CEDAW Ordinance was passed unanimously by the San Francisco Board of Supervisors and signed into law by Mayor Willie L. Brown, Jr. on April 13, 1998.<sup>2</sup> In 2002, the CEDAW Ordinance was revised to address the intersection of race and gender and incorporate reference to the UN Convention on the Elimination of all Forms of Race Discrimination. The Ordinance requires City Government to take proactive steps to ensure gender equity and specifies “gender analysis” as a preventive tool to identify and address discrimination. Since 1998, the Department on the Status of Women has employed this tool to analyze the operations of 10 City Departments using a gender lens.

In 2007, the Department on the Status of Women conducted the first gender analysis to evaluate the number of women appointed to City Commissions and Boards. The findings of this analysis informed a City Charter Amendment developed by the Board of Supervisors for the June 2008 Election. This City Charter Amendment (Section 4.101) was overwhelmingly approved by voters and made it city policy that:

- The membership of Commissions and Boards are to reflect the diversity of San Francisco’s population,
- Appointing officials are to be urged to support the nomination, appointment, and confirmation of these candidates, and
- The Department on the Status of Women is required to conduct and publish a gender analysis of Commissions and Boards every 2 years.

The *2019 Gender Analysis* examines the representation of women; people of color; lesbian, gay, bisexual, transgender, queer, and questioning (LGBTQ) individuals; people with disabilities; and veterans on San Francisco policy bodies primarily appointed by the Mayor and the Board of Supervisors. This year’s analysis included more outreach to policy bodies as compared to previous analyses that were limited to Commissions and Boards. As a result, more appointees were included in the data collection and analysis than even before. These policy bodies fall under two categories designated by the San Francisco Office of the City Attorney. The first category, referred to as “Commissions and Boards,” are policy bodies with decision-making authority and whose members are required to submit financial disclosures to the Ethics Commission, and the second category, referred to as “Advisory Bodies,” are policy bodies with advisory function whose members do not submit financial disclosures to the Ethics Commission. A detailed description of methodology and limitations can be found at the end of this report on page 23.

---

<sup>2</sup> San Francisco Administrative Code Chapter 33.A.  
[http://library.amlegal.com/nxt/gateway.dll/California/administrative/chapter33alocalimplementationoftheunited?f=templates\\$fn=default.htm\\$3.0\\$vid=amlegal:sanfrancisco\\_ca\\$anc=JD\\_Chapter33A](http://library.amlegal.com/nxt/gateway.dll/California/administrative/chapter33alocalimplementationoftheunited?f=templates$fn=default.htm$3.0$vid=amlegal:sanfrancisco_ca$anc=JD_Chapter33A).

## II. Gender Analysis Findings

Many aspects of San Francisco’s diversity are reflected in the overall population of appointees on San Francisco policy bodies. The analysis includes 84 policy bodies, of which 823 of the 887 seats are filled leaving 7% vacant. As outlined below in the summary chart, slightly more than half of appointees are women, half of appointees are people of color, 28% are women of color, 19% are LGBTQ, 11% have a disability, and 7% are veterans.

**Figure 1: Summary Data of Policy Body Demographics, 2019**

Appointee Demographics	Percentage of Appointees
Women (n=741)	51%
People of Color (n=706)	50%
Women of Color (n=706)	28%
LGBTQ Identified (n=548)	19%
People with Disabilities (n=516)	11%
Veteran Status (n=494)	7%

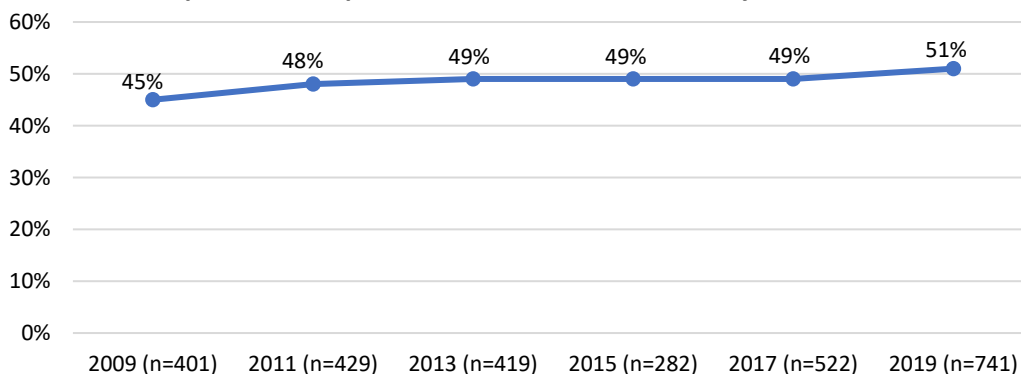
Source: SF DOSW Data Collection & Analysis.

However, further analysis reveals underrepresentation of particular groups. Subsequent sections present comprehensive data analysis providing comparison to previous years, detailing the variables of gender, race/ethnicity, LGBTQ identity, disability, veteran status, and policy body characteristics of budget size, decision-making authority, and appointment authority.

### A. Gender

On San Francisco policy bodies, 51% of appointees identify as women, which is slightly above parity compared to the San Francisco female population of 49%. The representation of women remained stable at 49% from 2013 until 2017. This year, the representation of women increased by 2 percentage points, which could be partly due to the larger sample size used in this year’s analysis compared to previous years. A 10-year comparison shows that the representation of women appointees has gradually increased since 2009 by a total of six percentage points.

**Figure 2: 10-Year Comparison of Representation of Women on Policy Bodies**

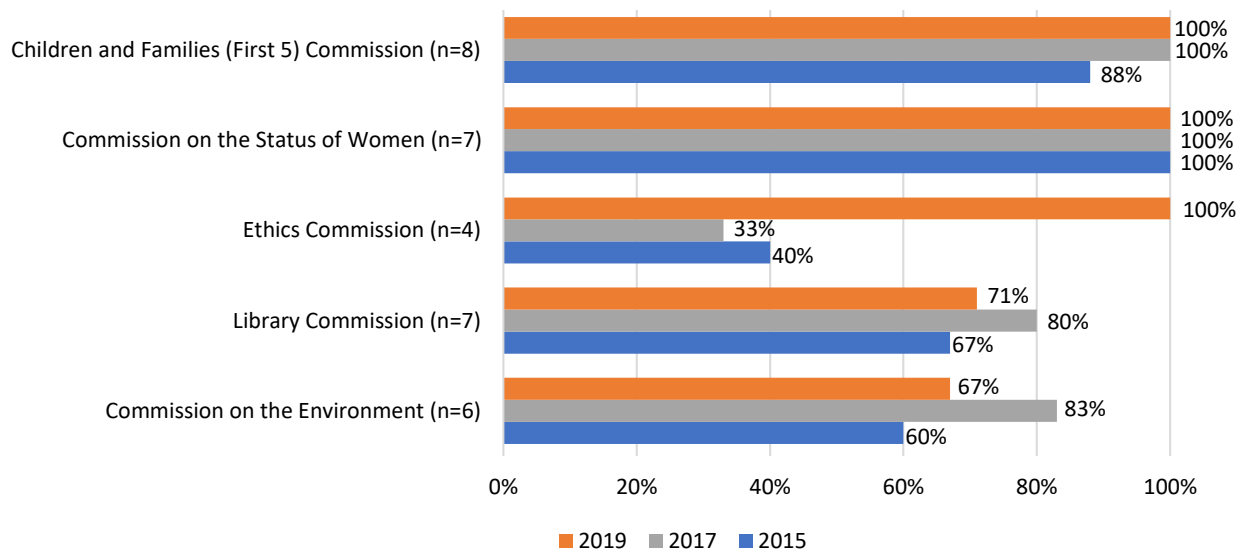


Source: SF DOSW Data Collection & Analysis.



Figures 3 and 4 analyze Commissions and Boards. Figure 3 showcases the five Commissions and Boards with the highest representation of women appointees as compared to 2015 and 2013. The Children and Families (First Five) Commission and the Commission on the Status of Women are currently comprised of all women appointees. This finding has been consistent for the Commission on the Status of Women in 2015 and 2017. While the Ethics Commission has 100% women appointees, much more than 2015 and 2017, its small size of five appointees means that minimal changes in its demographic composition greatly impacts percentages. This is also the case for other policy bodies with a small number of members. The Library Commission and the Commission on the Environment are fourth and fifth on the list at 71% and 67% women, respectively, with long standing female majorities on each.

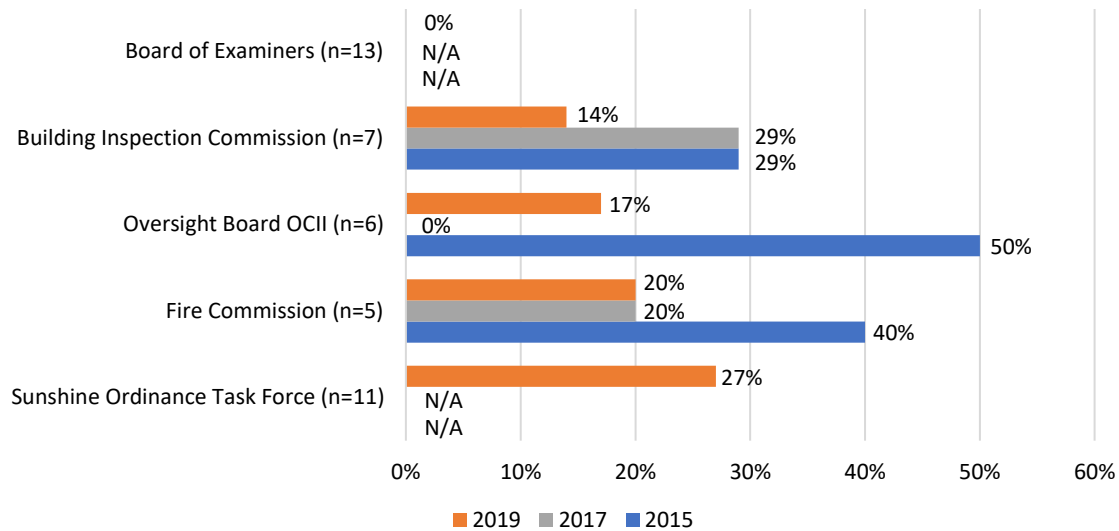
**Figure 3: Commissions and Boards with Highest Percentages of Women, 2019 Compared to 2017, 2015**



Source: SF DOSW Data Collection & Analysis.

Out of the Commissions and Boards in this section, 23 have 40% or less women. The five Commissions and Boards with the lowest representation of women are displayed in Figure 4. The lowest percentage is found on the Board of Examiners where currently *none* of the 13 appointees are women. Unfortunately, demographic data is unavailable for the Board of Examiners for 2017 and 2015. Next is the Building Inspection Commission at 14%, which is a decrease of female representation compared to 2017 and 2015. The Oversight Board of Community Investment and Infrastructure, Fire Commission, and Sunshine Ordinance Task Force also have some of the lowest percentages of women at 17%, 20%, and 27%, respectively. Unfortunately, the Sunshine Ordinance Task Force did not participate in previous analyses and therefore demographics data is unavailable for 2017 and 2015.

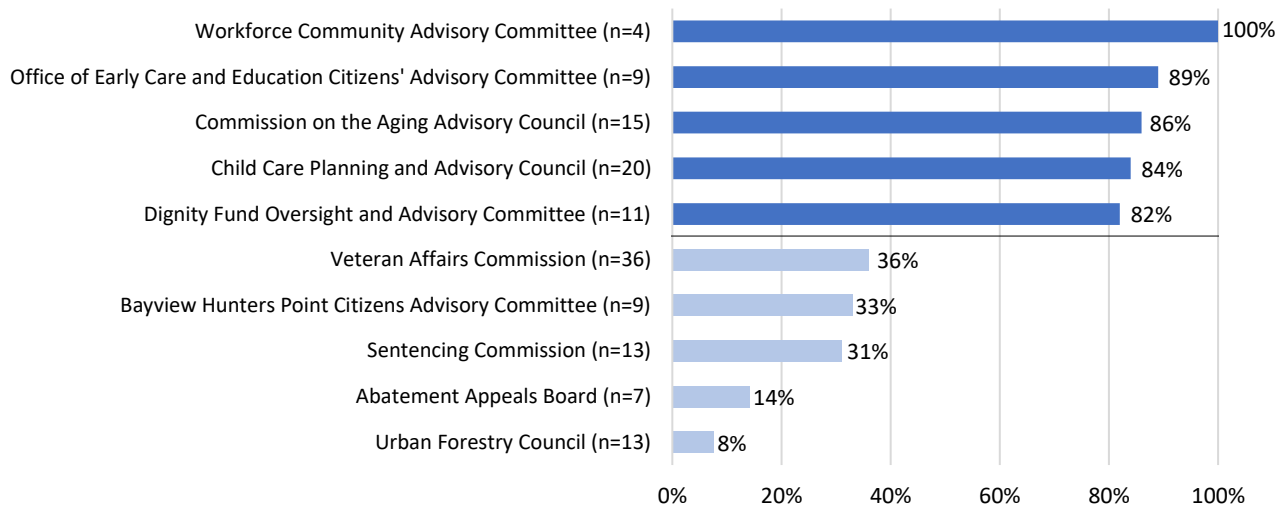
**Figure 4: Commissions and Boards with Lowest Percentage of Women, 2019 Compared to 2017, 2015**



Source: SF DOSW Data Collection & Analysis.

In addition to Commissions and Boards, Advisory Bodies were examined for the highest and lowest percentages of women. This is the first year such bodies have been included, thus comparison to previous years is unavailable. Figure 9 below displays the five Advisory Bodies with the highest and the five with the lowest representations of women. The Workforce Community Advisory Committees has the greatest representation of women at 100%, followed by the Office of Early Care and Education Citizen’s Advisory Committee at 89%. The Advisory Bodies with the lowest percentage of women are the Urban Forestry Council at 8% of the 13-member body and the Abatement Appeals Board at 14% of the 7-member body.

**Figure 5: Advisory Bodies with the Highest and Lowest Percentage of Women, 2019**

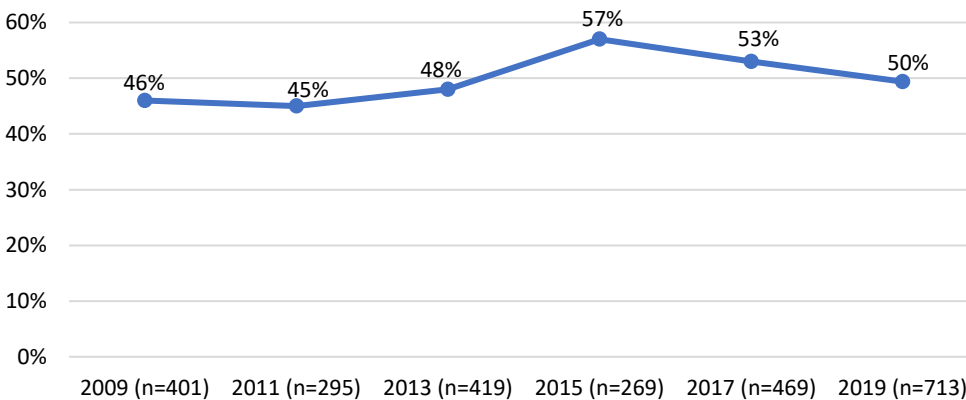


Source: SF DOSW Data Collection & Analysis.

## B. Race and Ethnicity

Data on racial and ethnic identity was collected for 706, or 95%, of the 741 surveyed appointees. Although half of appointees identify as a race or ethnicity other than white or Caucasian, people of color are still underrepresented compared to the San Francisco population of 62%. The representation of people of color has increased since 2009 but has decreased following 2015. The number of appointees analyzed increased substantially in 2017 and 2019 compared to 2015, and these larger data samples have coincided with smaller percentages of people of color. The percentage decrease following 2017 could be partially due to the inclusion of more policy and advisory bodies, as the representation of people of color on Commissions and Boards dropped only slightly from 53% in 2017 to 52% in 2019.

**Figure 6: 10-Year Comparison of Representation of People of Color on Policy Bodies**



Source: SF DOSW Data Collection & Analysis.

The racial and ethnic breakdown of policy body members compared to the San Francisco population is shown in Figure 7. This analysis reveals underrepresentation and overrepresentation in San Francisco policy bodies for certain racial and ethnic groups. Half of all appointees are white, an overrepresentation by more than 10 percentage points. The Black and African American community is well represented on appointed policy bodies at 14% compared to 5% of the population of San Francisco. Characterizing this as an overrepresentation is inaccurate given the representation of Black or African American people on policy bodies has been consistent over the years while the San Francisco population has declined over the same period.<sup>3</sup> Furthermore, the most recent nationwide estimate for the Black or African American population is 13%, which is nearly equal to the 14% of Black or African American appointees present on San Francisco policy bodies.<sup>4</sup>

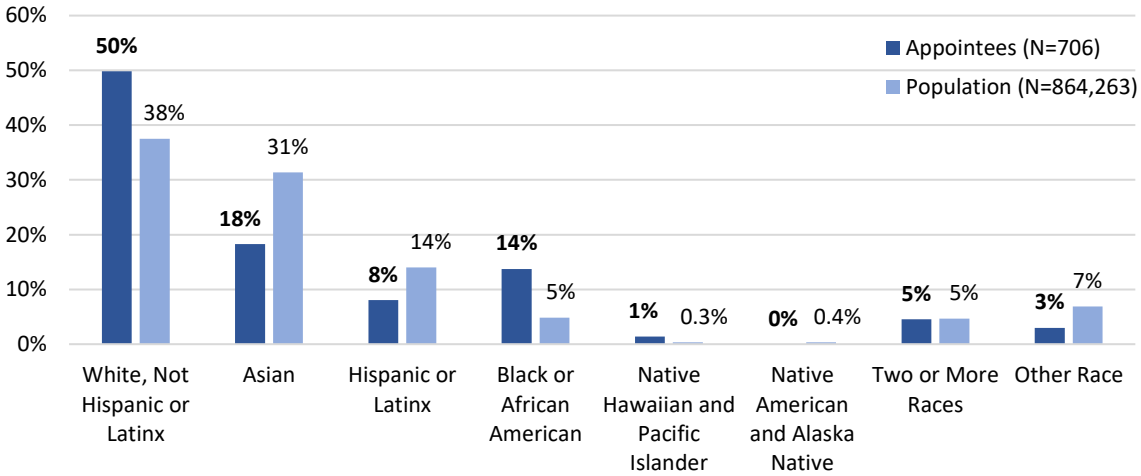
Considerably underrepresented racial and ethnic groups on San Francisco policy bodies compared to the San Francisco population are individuals who identify as Asian or Latinx. While Asians are 31% of the San Francisco population, they only make up 18% of appointees. While the Latinx population of San Francisco is 14%, only 8% of appointees are Latinx. Although there is a small population of Native

<sup>3</sup> Samir Gambhir and Stephen Menendian, "Racial Segregation in the Bay Area, Part 2," *Haas Institute for a Fair and Inclusive Society* (2018).

<sup>4</sup> US Census Bureau, 2018, Retrieved from <https://www.census.gov/quickfacts/fact/table/US/PST045218>.

Americans and Alaska Natives in San Francisco of 0.4%, none of the surveyed appointees identified themselves as such.

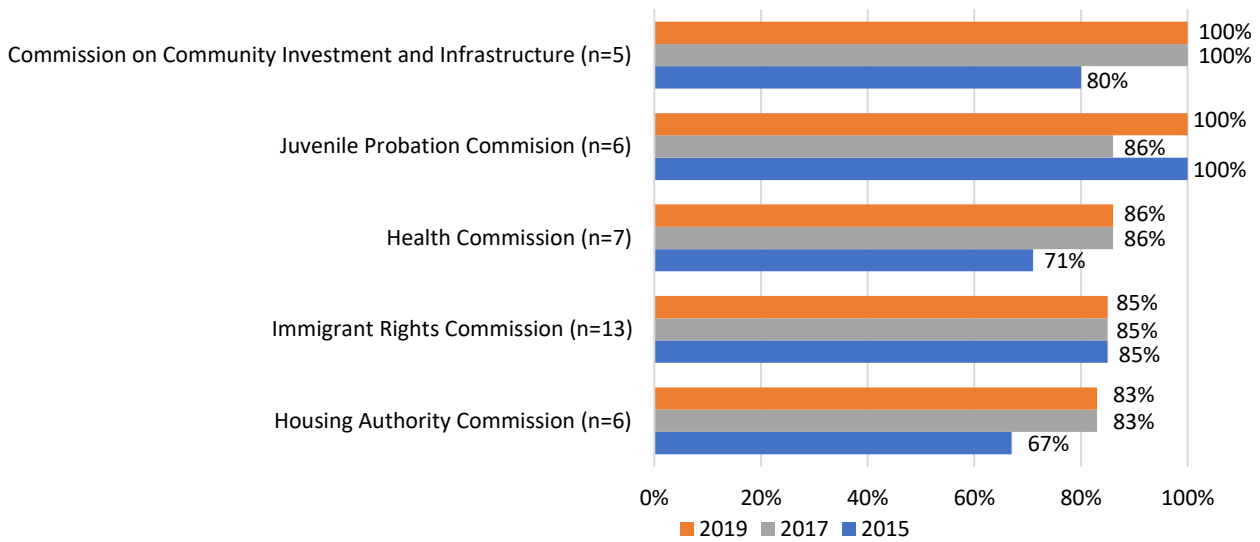
**Figure 7: Race and Ethnicity of Appointees Compared to San Francisco Population, 2019**



Sources: 2017 American Community Survey 5-Year Estimates, SF DOSW Data Collection & Analysis.

The next two graphs illustrate Commissions and Boards, and Advisory Bodies with the highest and lowest percentages of people of color. As shown in Figure 8, the Commission on Community Investment and Infrastructure remained at 100% from 2017, while the Juvenile Probation Commission has returned to 100% this year after a dip in 2017. Next is the Health Commission, Immigrant Rights Commission, and Housing Authority Commission at 86%, 85%, and 83%, respectively. Percentages of people of color on both the Health Commission and the Housing Authority Commission increased following 2015, and have remained consistent since 2017.

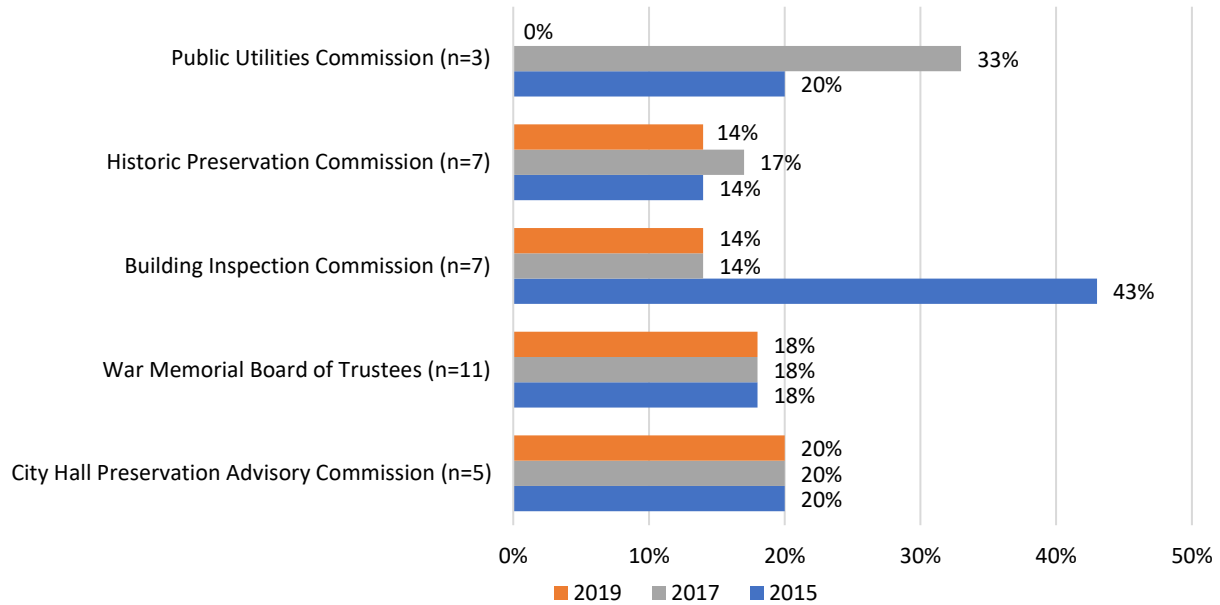
**Figure 8: Commissions and Boards with Highest Percentage of People of Color, 2019 Compared to 2017, 2015**



Source: SF DOSW Data Collection & Analysis.

There are 23 policy bodies that have 40% or less appointees who identified a racial and ethnic category other than white. Although the Public Utilities Commission has two vacancies, *none* of the current appointees identify as people of color. The Historic Preservation Commission and Building Inspection Commission are both at 14% representation for people of color. The Building Inspection Commission had a large drop from 43% in 2015, with the percentage of people of color decreasing to 14% in 2017 and remaining at this percent for 2019. Lastly, the War Memorial Board of Trustees and City Hall Preservation Advisory Commission have 18% and 20%, respectively.

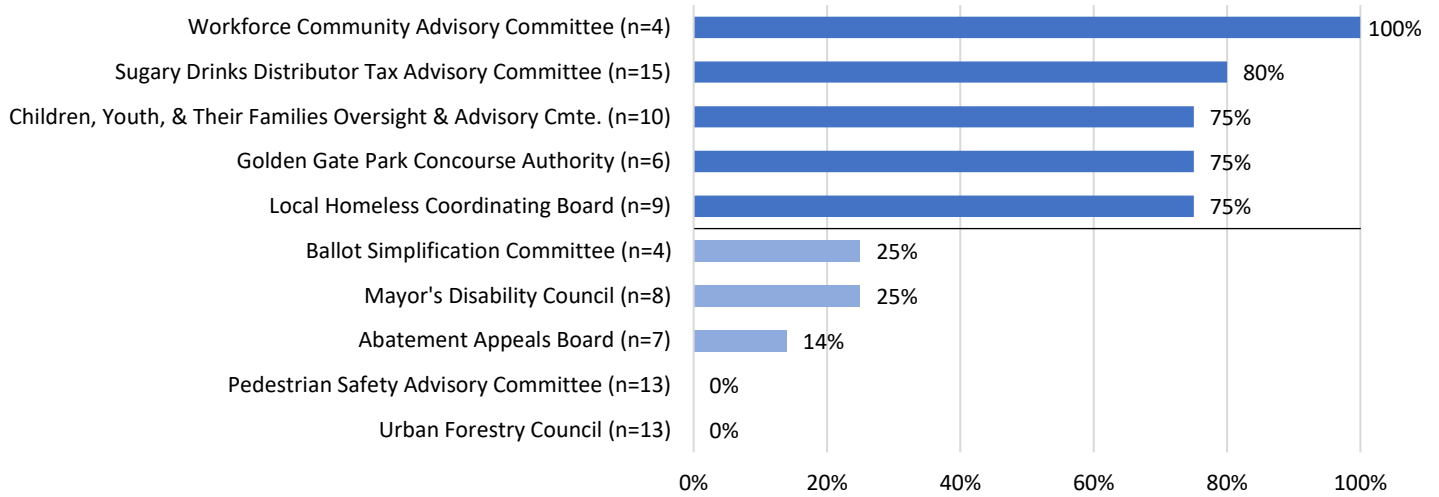
**Figure 9: Commissions and Boards with Lowest Percentage of People of Color, 2019 Compared to 2017, 2015**



Source: SF DOSW Data Collection & Analysis.

In addition to Commissions and Boards, Advisory Bodies were examined for the highest and lowest percentages of people of color. This is the first year such bodies have been included, thus comparison to previous years is unavailable. All members of the Workforce Community Advisory Committee are people of color. People of color comprise 80% of the Sugary Drinks Distributor Tax Advisory Committee, and 75% of appointees on the Children, Youth and Their Families Oversight and Advisory Committee, the Golden Gate Park Concourse Authority, and the Local Homeless Coordinating Board. Out of the five Advisory Bodies with the lowest representation of people of color, the Ballot Simplification Committee and the Mayor’s Disability Council have 25% appointees of color, and the Abatement Appeals Board has 14% appointees of color. The Urban Forestry and the Pedestrian Safety Advisory Committee have no people of color currently serving.

**Figure 10: Advisory Bodies with the Highest and Lowest Percentage of People of Color, 2019**

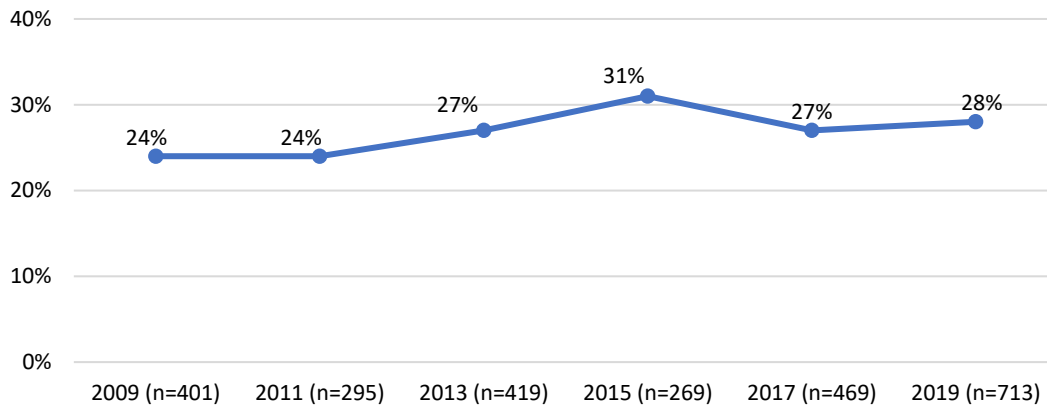


Source: SF DOSW Data Collection & Analysis.

### C. Race and Ethnicity by Gender

White men and women are overrepresented on San Francisco policy bodies, while Asian and Latinx men and women are underrepresented. While women of color continue to be underrepresented at 28% compared to the San Francisco population of 32%, this is a slight increase from 2017 which showed 27% women of color. Meanwhile, men of color are 21% of appointees compared to 31% of the San Francisco population.

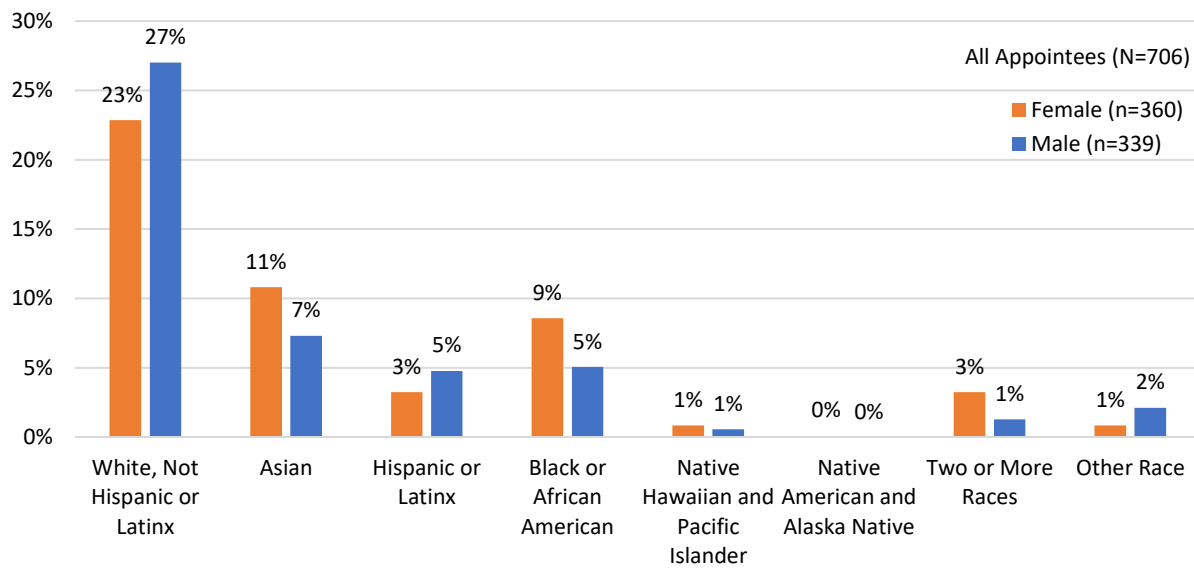
**Figure 11: 10-Year Comparison of Representation of Women of Color on Policy Bodies**



Source: SF DOSW Data Collection & Analysis.

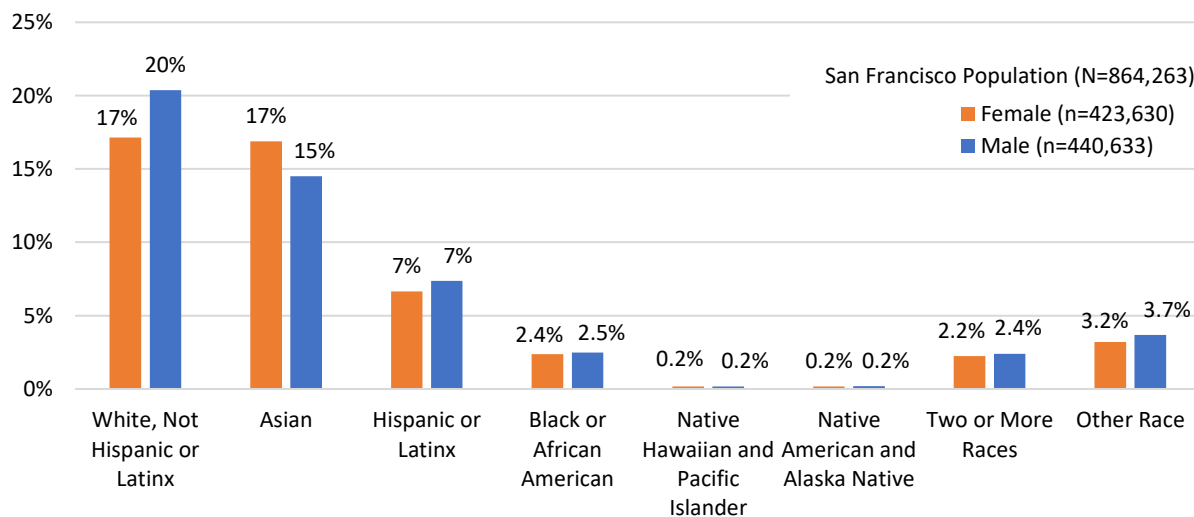
The following figures present the breakdown for appointees and the San Francisco population by race and ethnicity and gender. White men and women are overrepresented, holding 27% and 23% of appointments, respectively, compared to 20% and 17% of the population, respectively. Asian men and women are both greatly underrepresented with Asian women making up 11% of appointees compared to 17% of the population while Asian men comprise 7% of appointees and 15% of the population. Latinx men and women are also underrepresented, particularly Latinx women, who are 3% of appointees and 7% of the population, while Latinx men are 5% of appointees and 7% of the population. Black or African American men and women are well-represented with Black women comprising 9% of appointees and Black men comprising 5% of appointees. Pacific Islander men and women, and multiethnic women also exceed parity with the population. Although Native American men and women make up only 0.4% of San Francisco’s population, none of the surveyed appointees identified themselves as such.

**Figure 12: Appointees by Race/Ethnicity and Gender, 2019**



Source: SF DOSW Data Collection & Analysis.

**Figure 13: San Francisco Population by Race/Ethnicity, 2019**



Source: 2017 American Community Survey 5-Year Estimates.

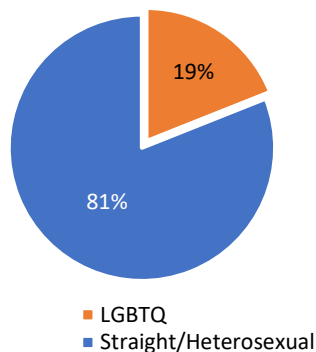
## D. LGBTQ Identity

Lesbian, gay, bisexual, transgender, queer, and questioning (LGBTQ) identity data was collected from 548, or 75%, of the 741 surveyed appointees, which is much more data on LGBTQ identity compared to previous reports. Due to limited and outdated information on the population of the LGBTQ community in San Francisco, it is difficult to adequately assess the representation of the LGBTQ community. However, compared to available San Francisco, larger Bay Area, and national data, the LGBTQ community is well represented on San Francisco policy bodies. Recent research estimates the national LGBT population is 4.5%.<sup>5</sup> The LGBT population of the San Francisco and greater Bay Area is estimated to rank the highest of U.S. cities at 6.2%,<sup>6</sup> while a 2006 survey found that 15.4% of adults in San Francisco identify as LGBT<sup>7</sup>.

Of the appointees who responded to this question, 19% identify as LGBTQ and 81% identify as straight or heterosexual. Of the LGBTQ appointees, 48% identify as gay, 23% as lesbian, 17% as bisexual, 7% as queer, 5% as transgender, and 1% as questioning. Data on LGBTQ identity by race was not captured. Efforts to capture data on LGBTQ identity by race for future reports would enable more intersectional analysis.

**Figure 14: LGBTQ Identity of Appointees, 2019**

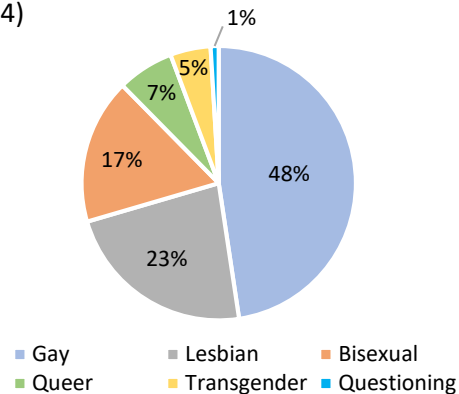
(N=548)



Source: SF DOSW Data Collection & Analysis.

**Figure 15: LGBTQ Population of Appointees, 2019**

(N=104)



Source: SF DOSW Data Collection & Analysis.

## E. Disability Status

Overall, 12% of adults in San Francisco have one or more disabilities, and when broken down by gender, 6.2% are women and 5.7% are men. Disability data for transgender and gender non-conforming individuals in San Francisco is currently unavailable. Data on disability was obtained from 516, or 70%, of the 714 appointees who participated in the survey. Of the 516 appointees, 11.2% reported to have one

<sup>5</sup> Frank Newport, "In U.S., Estimate of LGBT Population Rises to 4.5%," *GALLUP* (May 22, 2018) <https://news.gallup.com/poll/234863/estimate-lgbt-population-rises.aspx>.

<sup>6</sup> Gary J. Gates and Frank Newport, "San Francisco Metro Area Ranks Highest in LBGT Percentage," *GALLUP* (March 20, 2015) [https://news.gallup.com/poll/182051/san-francisco-metro-area-ranks-highest-lgbt-percentage.aspx?utm\\_source=Social%20Issues&utm\\_medium=newsfeed&utm\\_campaign=tiles](https://news.gallup.com/poll/182051/san-francisco-metro-area-ranks-highest-lgbt-percentage.aspx?utm_source=Social%20Issues&utm_medium=newsfeed&utm_campaign=tiles).

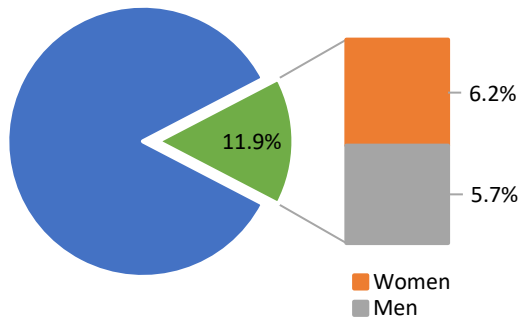
<sup>7</sup> Gary J. Gates, "Same Sex Couples and the Gay, Lesbian, Bisexual Population: New Estimates from the American Community Survey," *The Williams Institute on Sexual Orientation Law and Public Policy, UCLA School of Law* (2006).



or more disabilities, which is near parity with the San Francisco population. Of the 11.2% appointees with one or more disabilities, 6.8% are women, 3.9% are men, 0.4% are trans women, and 0.2% are trans men.

**Figure 16: San Francisco Adult Population with a Disability by Gender, 2017**

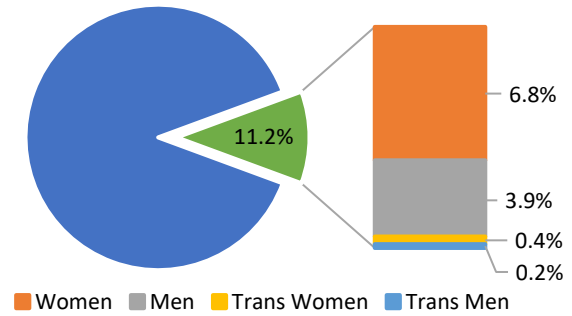
(N=744,243)



Source: 2017 American Community Survey 5-Year Estimates.

**Figure 17: Appointees with One or More Disabilities by Gender, 2019**

(N=516)



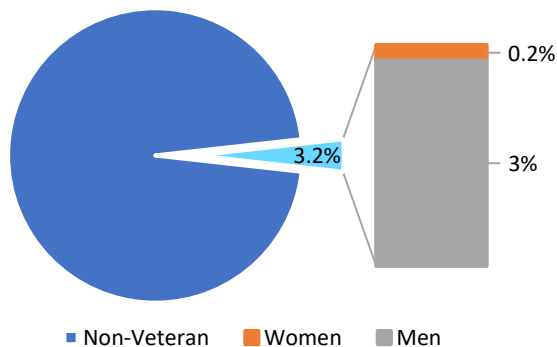
Source: SF DOSW Data Collection & Analysis.

## F. Veteran Status

Overall, 3.2% of the adult population in San Francisco has served in the military. There is a considerable difference by gender, as male veterans are 3% and female veterans are 0.2% of the population. Data on veteran status was obtained from 494, or 67%, of appointees who participated in the survey. Of the 494 appointees who responded to this question, 7.1% have served in the military. Like the San Francisco population, there is a large difference by gender, as men comprise 5.7% and women make up only 1.2% of the total number of veteran appointees. Of participating appointees, 0.2% of veterans are trans women. Veteran status data on transgender and gender non-conforming individuals in San Francisco is currently unavailable.

**Figure 18: San Francisco Adult Population with Military Service by Gender, 2017**

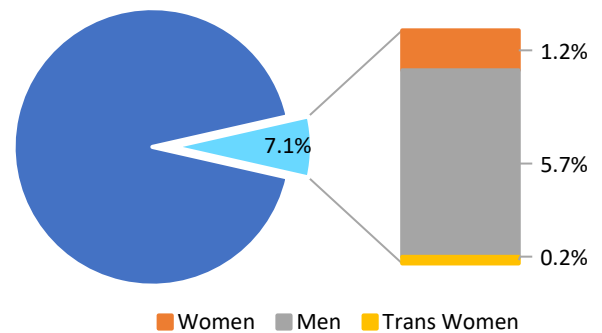
(N=747,896)



Source: 2017 American Community Survey 5-Year Estimates.

**Figure 19: Appointees with Military Service, 2019**

(N=494)



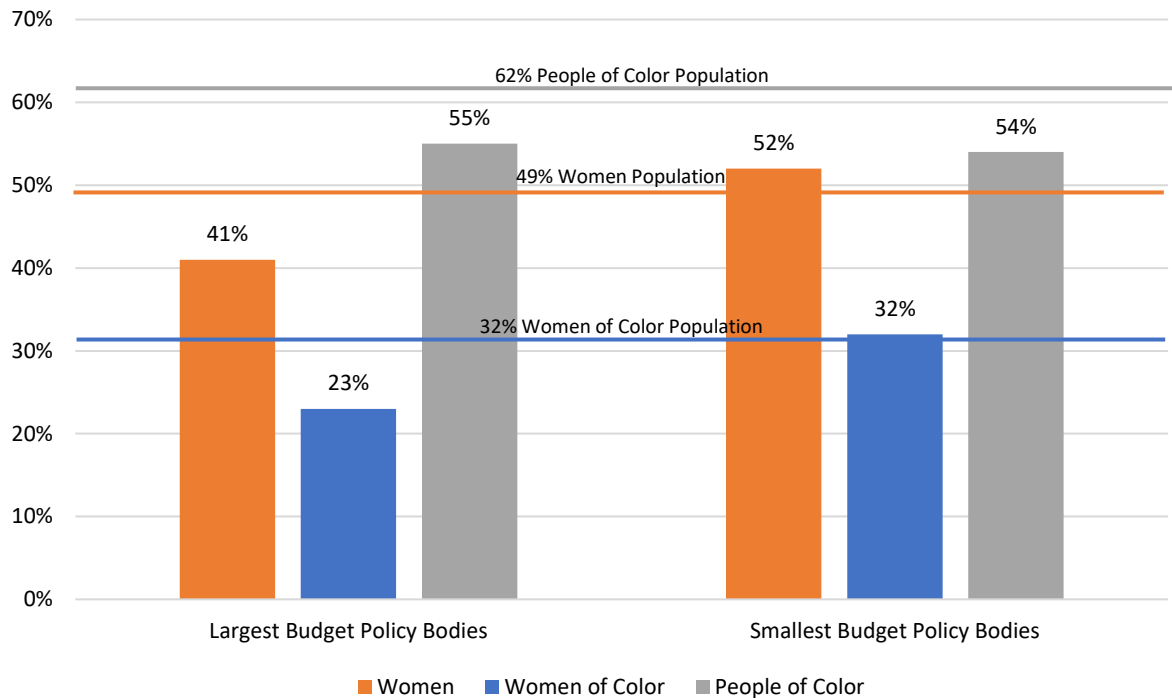
Source: SF DOSW Data Collection & Analysis.

## G. Policy Bodies by Budget

This report also examines whether policy bodies with the largest and smallest budget sizes and other characteristics are demographically representative of the San Francisco population. In this section, budget size is used as a proxy for influence. Although this report has expanded the scope of analysis to include more policy bodies compared to previous reports, this section of analysis was limited to Commissions and Boards with decision-making authority and whose members file financial disclosures with the Ethics Commission. The purpose of this analysis is to evaluate the demographics for the spectrum of budgetary influence of policy bodies with decision-making authority in San Francisco.

Overall, appointees from the 10 largest budgeted Commissions and Boards are 55% people of color, 41% women, and 23% women of color. Appointees from the 10 smallest budgeted Commissions and Boards are 54% people of color, 52% women, and 32% women of color. Although still below parity with the San Francisco population, the representation of people of color on both the largest and smallest budgeted policy bodies is greater than the percentage of people of color for all appointees combined (50%). For women and women of color, their representation meets or exceeds parity with the population on the 10 smallest budgeted bodies. However, it falls far below parity for the 10 largest budgeted bodies. The representation of total women and women of color is greater on smaller budgeted policy bodies by 27%, and 39%, respectively.

**Figure 20: Percent of Women, Women of Color, and People of Color on Commissions and Boards with Largest and Smallest Budgets in Fiscal Year 2018-2019**



Source: SF DOSW Data Collection & Analysis.

**Figure 21: Demographics of Commissions and Boards with Largest Budgets, 2019**

Body	FY18-19 Budget	Total Seats	Filled seats	Women	Women of Color	People of Color
Health Commission	\$2,200,000,000	7	7	29%	14%	86%
Public Utilities Commission	\$1,296,600,000	5	3	67%	0%	0%
MTA Board of Directors and Parking Authority Commission	\$1,200,000,000	7	7	57%	14%	43%
Airport Commission	\$1,000,000,000	5	5	40%	20%	40%
Commission on Community Investment and Infrastructure	\$745,000,000	5	5	60%	60%	100%
Police Commission	\$687,139,793	7	7	43%	43%	71%
Health Authority (Plan Governing Board)	\$666,000,000	19	15	33%	27%	47%
Human Services Commission	\$529,900,000	5	5	40%	0%	40%
Fire Commission	\$400,721,970	5	5	20%	20%	40%
Aging and Adult Services Commission	\$334,700,000	7	7	43%	14%	57%
<b>Total</b>	<b>\$9,060,061,763</b>	<b>72</b>	<b>66</b>	<b>41%</b>	<b>23%</b>	<b>55%</b>

Source: SF DOSW Data Collection & Analysis.

**Figure 22: Demographics of Commissions and Boards with Smallest Budgets, 2019**

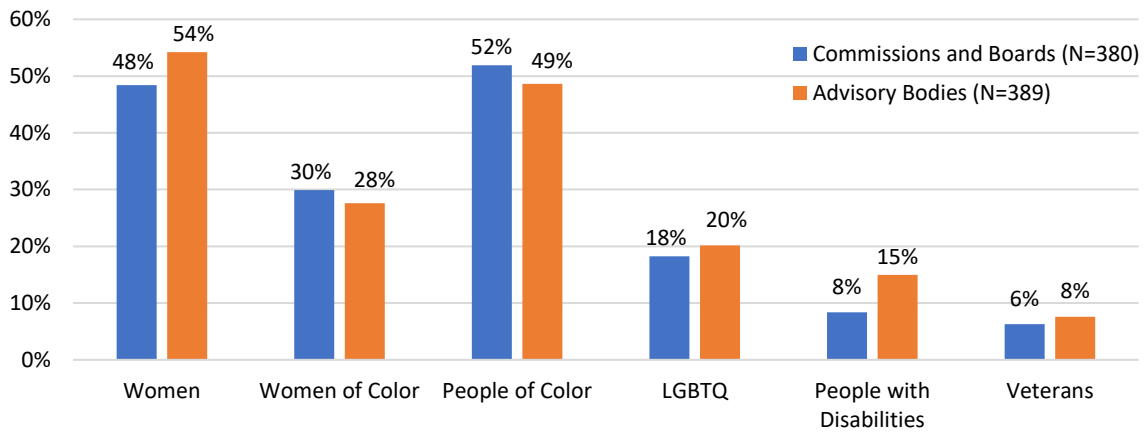
Body	FY18-19 Budget	Total Seats	Filled Seats	Women	Women of color	People of Color
Rent Board Commission	\$8,543,912	10	9	44%	11%	33%
Commission on the Status of Women	\$8,048,712	7	7	100%	71%	71%
Ethics Commission	\$6,458,045	5	4	100%	50%	50%
Human Rights Commission	\$4,299,600	12	10	50%	50%	70%
Small Business Commission	\$2,242,007	7	7	43%	29%	43%
Civil Service Commission	\$1,262,072	5	4	50%	0%	25%
Board of Appeals	\$1,072,300	5	5	40%	20%	40%
Entertainment Commission	\$1,003,898	7	7	29%	14%	57%
Assessment Appeals Board No.1, 2, & 3	\$663,423	24	18	39%	22%	44%
Youth Commission	\$305,711	17	16	56%	44%	75%
<b>Total</b>	<b>\$33,899,680</b>	<b>99</b>	<b>87</b>	<b>52%</b>	<b>32%</b>	<b>54%</b>

Source: SF DOSW Data Collection & Analysis.

#### H. Comparison of Advisory Body and Commission and Board Demographics

The comparison of the two policy body categories in this section provides another proxy for influence, as Commissions and Boards whose members file disclosures of economic interest have greater decision-making authority in San Francisco than Advisory Bodies whose members do not file economic interest disclosures. The percentages of total women, LGBTQ people, people with disabilities, and veterans are larger for total appointees on Advisory Bodies. However, the percentages of women of color and people of color on Commissions and Boards slightly exceeds the percentages of women of color and people of color on Advisory Bodies.

**Figure 23: Demographics of Appointees on Commission and Boards and Advisory Bodies, 2019**

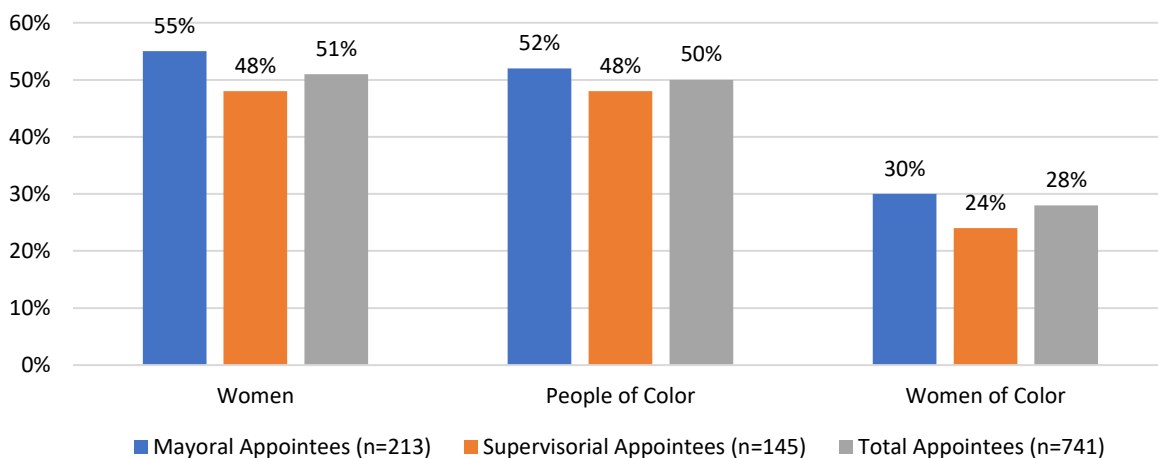


Source: SF DOSW Data Collection & Analysis.

### I. Demographics of Mayoral, Supervisorial, and Total Appointees

Figure 24 compares the representation of women, women of color, and people of color for appointments made by the Mayor, Board of Supervisors, and by the total of all approving authorities combined. Mayoral appointments are more diverse, and consist of more women, women of color, and people of color compared to Supervisorial appointments. Mayoral appointments include 55% women, 30% women of color, and 52% people of color, while Supervisorial appointments are 48% women, 24% women of color, and 48% people of color. The total of all approving authorities combined average out at 51% women, 28% women of color, and 50% people of color. This disparity in diversity between Mayoral and Supervisorial appointments may be due in part to the appointment section process for each authority. The 11-member Board of Supervisors only sees applicants for specific bodies through the 3-member Rules Committee or by designees, stipulated in legislation (e.g. “renter,” “landlord,” “consumer advocate”), whereas the Mayor typically has the ability to take total appointments into account during selections, and can therefore better address gaps in diversity.

**Figure 24: Demographics of Mayoral, Supervisorial, and Total Appointees, 2019**



Source: SF DOSW Data Collection & Analysis.

### III. Conclusion

---

Since the first gender analysis of Commissions and Boards in 2007, the representation of women appointees on San Francisco policy bodies has gradually increased. The *2019 Gender Analysis* finds the percentage of women appointees is 51%, which slightly exceeds the population of women in San Francisco.

When appointee demographics are analyzed by gender and race, women of color continue to be underrepresented on San Francisco policy bodies compared to the San Francisco population. Most notably underrepresented are Asian women who make up 17% of the population but only 11% of appointees, and Latinx women who make up 7% of the population but only 3% of appointees. Additionally, men of color are underrepresented relative to their San Francisco population, primarily Asian and Latinx men.

Furthermore, when analyzing the demographic composition of larger and smaller budgeted Commissions and Boards, women are underrepresented on those with the largest budgets, and overrepresented or reach parity with the population on smaller budgeted Commissions and Boards. These two trends are amplified for women of color appointees. Women comprise 41% of total appointees on the largest budgeted policy bodies, which is 8 percentage points below the population, and women of color comprise 23% of total appointees on the largest budgeted policy bodies, 9 percentage points below their San Francisco population. Comparatively, women are 52% of total appointees on the smallest budgeted policy bodies, and women of color are 32% of appointees, which is equal to the San Francisco population. However, the issue of largest and smallest budgeted policy bodies does not seem to impact the representation of people of color. People of color make up 55% of appointees on the largest budgeted policy bodies and 54% of appointees on the smallest budgeted policy bodies compared to 50% of total appointees. Nonetheless, these percentages still fall below the San Francisco population of people of color at 62%.

In addition to using budget size as a proxy for influence, this report analyzed demographic characteristics of appointees on Commissions and Boards who file disclosures of economic interest and have decision-making authority, and appointees on Advisory Bodies who do not file economic interest disclosures. Over half (54%) of appointees on Advisory Bodies are women, while 48% of appointees on Commissions and Boards are women. Although 48% is only slightly below the San Francisco population of women, women comprise a decently higher percentage of appointees on Advisory Bodies compared to Commissions and Boards.

This year's report features more data on LGBTQ identity, veteran status, and disability than previous gender analyses. The *2019 Gender Analysis* found a relatively high representation of LGBTQ individuals on San Francisco policy bodies. For the appointees that provided LGBTQ identity information, 19% identify as LGBTQ with the largest subset being gay men at 48%. It is recommended for future gender analyses to collect LGBTQ data by race and gender to provide additional intersectional analysis. The representation of appointees with disabilities is 11%, just below the 12% population. Veterans are highly represented on San Francisco policy bodies at 7% compared to the veteran population of 3%.

Additionally, this report evaluates and compares the representation of women, women of color, and people of color appointees by the Mayor, Board of Supervisors, and by the total of all approving authorities combined. Mayoral appointees include 55% women, 30% women of color, and 52% people

of color, which overall is more diverse by gender and race compared to both Supervisorial appointees and total appointees.

This report is intended to advise the Mayor, Board of Supervisors, and other appointing authorities, as they select appointments for policy bodies of the City and County of San Francisco. In spirit of the 2008 City Charter Amendment that establishes this biennial Gender Analysis report requirement and the importance of diversity on San Francisco policy bodies, efforts to address gaps in diversity and inclusion should remain at the forefront when making appointments in order to accurately reflect the population of San Francisco.

## IV. Methodology and Limitations

---

This report focuses on City and County of San Francisco Commissions, Boards, Task Forces, Councils, and Committees that have the majority of members appointed by the Mayor and Board of Supervisors and that have jurisdiction limited to the City. The gender analysis reflects data from the policy bodies that provided information to the Department on the Status of Women through digital and paper survey.

Data was requested from 90 policy bodies and acquired from 84 different policy bodies and a total of 741 appointees. A Commissioner or Board member's gender identity, race/ethnicity, sexual orientation, disability status, and veteran status were among data elements collected on a voluntary basis. Data on lesbian, gay, bisexual, transgender, queer, or questioning (LGBTQ) identity, disability, and veteran status of appointees were incomplete or unavailable for some appointees but are included to the extent possible. As the fundamental objective of this report is to surface patterns of underrepresentation, every attempt has been made to reflect accurate and complete information in this report. Data for some policy bodies was incomplete, and all appointees who responded were included in the total demographic categories. Only policy bodies with full data on gender and race for all appointees were included in sections comparing demographics of individual bodies. It should be noted that for policy bodies with a small number of members, the change of a single individual greatly impacts the percentages of demographic categories. As such, these percentages should be interpreted with this in mind.

The surveyed policy bodies fall under two categories designated by the San Francisco Office of the City Attorney document entitled *List of City Boards, Commissions, and Advisory Bodies Created by Charter, Ordinance, or Statute*.<sup>8</sup> This document separates San Francisco policy bodies into two different categories. The first category includes Commissions and Boards with decision-making authority and whose members are required to submit financial disclosures with the Ethics Commission, and the second category encompasses Advisory Bodies whose members do not submit financial disclosures with the Ethics Commission. Depending on the analysis criteria in each section of this report, the surveyed policy bodies and appointees are either examined comprehensively as a whole or examined separately in the two categories designated by the Office of the City Attorney.

Data from the U.S. Census 2013-2017 American Community Survey 5-Year Estimates provides a comparison to the San Francisco population. Figures 26 and 27 in the Appendix display these population estimates by race/ethnicity and gender.

---

<sup>8</sup> "List of City Boards, Commissions, and Advisory Bodies Created by Charter, Ordinance, or Statute," Office of the City Attorney, <https://www.sfcityattorney.org/wp-content/uploads/2016/01/Commission-List-08252017.pdf>, (August 25, 2017).

## Appendix

**Figure 25: Policy Body Demographics, 2019<sup>9</sup>**

Policy Body	Total Seats	Filled Seats	FY18-19 Budget	Women	Women of Color	People of Color
Abatement Appeals Board	7	7	\$76,500,000	14%	0%	14%
Aging and Adult Services Commission	7	7	\$334,700,000	57%	33%	57%
Airport Commission	5	5	\$1,000,000,000	40%	50%	40%
Arts Commission	15	15	\$37,000,000	67%	50%	60%
Asian Art Commission	27	27	\$30,000,000	63%	71%	59%
Assessment Appeals Board No.1	8	5	\$663,423	20%	0%	20%
Assessment Appeals Board No.2	8	8	-	50%	75%	63%
Assessment Appeals Board No.3	8	4	-	50%	50%	50%
Ballot Simplification Committee	5	4	\$0	75%	33%	25%
Bayview Hunters Point Citizens Advisory Committee	12	9	\$0	33%	100%	67%
Board of Appeals	5	5	\$1,072,300	40%	50%	40%
Board of Examiners	13	13	\$0	0%	0%	46%
Building Inspection Commission	7	7	\$76,500,000	14%	0%	14%
Child Care Planning and Advisory Council	25	19	\$26,841	84%	50%	50%
Children and Families Commission (First 5)	9	8	\$28,002,978	100%	75%	75%
Children, Youth, and Their Families Oversight and Advisory Committee	11	10	\$155,224,346	50%	80%	75%
Citizen's Committee on Community Development	9	8	\$39,696,467	75%	67%	63%
City Hall Preservation Advisory Commission	5	5	\$0	60%	33%	20%
Civil Service Commission	5	4	\$1,262,072	50%	0%	25%
Commission on Community Investment and Infrastructure	5	5	\$745,000,000	60%	100%	100%
Commission on the Aging Advisory Council	22	15	\$0	80%	33%	31%
Commission on the Environment	7	6	\$27,280,925	67%	50%	50%
Commission on the Status of Women	7	7	\$8,048,712	100%	71%	71%
Dignity Fund Oversight and Advisory Committee	11	11	\$3,000,000	82%	33%	45%
Eastern Neighborhoods Citizens Advisory Committee	19	13	\$0	38%	40%	44%
Elections Commission	7	7	\$15,238,360	57%	25%	29%
Entertainment Commission	7	7	\$1,003,898	29%	50%	57%
Ethics Commission	5	4	\$6,458,045	100%	50%	50%
Film Commission	11	11	\$0	55%	67%	50%
Fire Commission	5	5	\$400,721,970	20%	100%	40%
Golden Gate Park Concourse Authority	7	6	\$0	50%	67%	75%

<sup>9</sup> Figure 25 only includes policy bodies with complete data on gender for all appointees. Some bodies had incomplete data on race/ethnicity of appointees. For these, percentages for people of color are calculated out of known race/ethnicity.



Policy Body	Total Seats	Filled Seats	FY18-19 Budget	Women	Women of Color	People of Color
Health Authority (Plan Governing Board)	19	15	\$666,000,000	33%	80%	50%
Health Commission	7	7	\$2,200,000,000	43%	50%	86%
Health Service Board	7	6	\$11,632,022	33%	0%	50%
Historic Preservation Commission	7	7	\$53,832,000	43%	33%	14%
Housing Authority Commission	7	6	\$60,894,150	50%	100%	83%
Human Rights Commission	12	10	\$4,299,600	60%	100%	70%
Human Services Commission	5	5	\$529,900,000	40%	0%	40%
Immigrant Rights Commission	15	13	\$0	54%	86%	85%
In-Home Supportive Services Public Authority	13	9	\$70,729,667	44%	50%	56%
Juvenile Probation Commission	7	6	\$48,824,199	33%	100%	100%
Library Commission	7	7	\$160,000,000	71%	40%	57%
Local Homeless Coordinating Board	9	9	\$40,000,000	56%	60%	75%
Mayor's Disability Council	11	8	\$0	75%	17%	25%
Mental Health Board	17	15	\$184,962	73%	64%	73%
MTA Board of Directors and Parking Authority Commission	7	7	\$1,200,000,000	57%	25%	43%
Office of Early Care and Education Citizens' Advisory Committee	9	9	\$0	89%	50%	56%
Oversight Board (COII)	7	6	\$745,000,000	17%	100%	67%
Pedestrian Safety Advisory Committee	17	13	\$0	46%	17%	8%
Planning Commission	7	6	\$53,832,000	50%	67%	33%
Police Commission	7	7	\$687,139,793	43%	100%	71%
Port Commission	5	5	\$192,600,000	60%	67%	60%
Public Utilities Citizen's Advisory Committee	17	13	\$0	54%	14%	31%
Public Utilities Commission	5	3	\$1,296,600,000	67%	0%	0%
Public Utilities Rate Fairness Board	7	6	\$0	33%	100%	67%
Public Utilities Revenue Bond Oversight Committee	7	5	\$0	40%	50%	40%
Recreation and Park Commission	7	7	\$230,900,000	29%	50%	43%
Reentry Council	24	23	\$0	43%	70%	70%
Rent Board Commission	10	9	\$8,543,912	44%	25%	33%
Residential Users Appeal Board	3	2	\$0	0%	0%	50%
Retirement System Board	7	7	\$95,000,000	43%	67%	29%
Sentencing Commission	13	13	\$0	31%	25%	67%
Small Business Commission	7	7	\$2,242,007	43%	67%	43%
SRO Task Force	12	12	\$0	42%	25%	55%
Sugary Drinks Distributor Tax Advisory Committee	16	15	\$0	67%	70%	80%
Sunshine Ordinance Task Force	11	11	\$0	27%	67%	36%
Sweatfree Procurement Advisory Group	11	7	\$0	43%	67%	43%
Treasure Island Development Authority	7	6	\$18,484,130	50%	N/A	N/A

Policy Body	Total Seats	Filled Seats	FY18-19 Budget	Women	Women of Color	People of Color
Treasure Island/Yerba Buena Island Citizens Advisory Board	17	13	\$0	54%	N/A	N/A
Urban Forestry Council	15	13	\$153,626	8%	0%	0%
Veterans Affairs Commission	17	11	\$0	36%	50%	55%
War Memorial Board of Trustees	11	11	\$18,185,686	55%	33%	18%
Workforce Community Advisory Committee	8	4	\$0	100%	100%	100%
Youth Commission	17	16	\$305,711	56%	78%	75%

Source: SF DOSW Data Collection & Analysis, 2019.

**Figure 26: San Francisco Population Estimates by Race/Ethnicity, 2017**

Race/Ethnicity	Total	
	Estimate	Percent
<b>San Francisco County California</b>	864,263	-
White, Not Hispanic or Latino	353,000	38%
Asian	295,347	31%
Hispanic or Latinx	131,949	14%
Some other Race	64,800	7%
Black or African American	45,654	5%
Two or More Races	43,664	5%
Native Hawaiian and Pacific Islander	3,226	0.3%
Native American and Alaska Native	3,306	0.4%

Source: 2017 American Community Survey 5-Year Estimates.

**Figure 27: San Francisco Population Estimates by Race/Ethnicity and Gender, 2017**

Race/Ethnicity	Total		Female		Male	
	Estimate	Percent	Estimate	Percent	Estimate	Percent
San Francisco County California	864,263	-	423,630	49%	440,633	51%
White, Not Hispanic or Latino	353,000	38%	161,381	17%	191,619	20%
Asian	295,347	31%	158,762	17%	136,585	15%
Hispanic or Latinx	131,949	14%	62,646	7%	69,303	7%
Some Other Race	64,800	7%	30,174	3%	34,626	4%
Black or African American	45,654	5%	22,311	2.4%	23,343	2.5%
Two or More Races	43,664	5%	21,110	2.2%	22,554	2.4%
Native Hawaiian and Pacific Islander	3,226	0.3%	1,576	0.2%	1,650	0.2%
Native American and Alaska Native	3,306	0.4%	1,589	0.2%	1,717	0.2%

Source: 2017 American Community Survey 5-Year Estimates.

City and County of San Francisco  
Department on the Status of Women  
25 Van Ness Avenue, Suite 240  
San Francisco, California 94102  
[sfgov.org/dosw](http://sfgov.org/dosw)  
[dosw@sfgov.org](mailto:dosw@sfgov.org)  
415.252.2570



**MATT DORSEY**


---

**MEMORANDUM**

---

DATE: March 16, 2023

TO: Angela Calvillo  
Clerk of the Board of Supervisors

FROM: Supervisor Matt Dorsey   
Chairperson, Rules Committee

RE: Rules Committee  
COMMITTEE REPORT

---

Pursuant to Board Rule 4.20, as Chair of The Rules Committee, I have deemed the following matters are of an urgent nature and request it be considered by the full Board on Tuesday, March 21, 2023, as a committee report.

- 230289      Appointments, Sugary Drinks Distributor Tax Advisory Committee**
- Hearing to consider appointing eight members, term expiring December 31, 2024, to the Sugary Drinks Distributor Tax Advisory Committee.
- 230290      Appointments, Food Security Task Force**
- Hearing to consider appointing four members, for indefinite terms, to the Food Security Task Force.
- 230160      Administrative Code - Establishing the Enhanced Infrastructure Financing District Public Financing Authority No. 1**
- Ordinance amending the Administrative Code to establish and define the membership and duties of the Enhanced Infrastructure Financing District Public Financing Authority No. 1.

These matters will be heard at the regularly scheduled Rules Committee Meeting on Monday, March 20, 2023, at 10:00am.

**From:** [Jennifer Navarro-Marroquin](#)  
**To:** [Young, Victor \(BOS\)](#)  
**Subject:** Re: 230289 Appointments, Sugary Drinks Distributor Tax Advisory Committee  
**Date:** Monday, March 20, 2023 8:38:10 AM

---

This message is from outside the City email system. Do not open links or attachments from untrusted sources.

My name is Jennifer Navarro-Marroquin, and I am the Co-Chair Of Shape Up San Francisco,

On behalf of the Shape Up SF Coalition, we appreciate the Rules Committee's diligence to select new members of the Sugary Drinks Distributor Tax Advisory Committee (SDDTAC). The SDDTAC and its transparent process to review the data and gather community input to develop recommendations is critical to ensure that the funds go back to the communities that are most impacted by sugary drink consumption. The data from the most recent RFP for the Healthy Communities Grants show that in SF, these populations are Black/African American, Latinx, Pacific Islander/Native Hawaiian, Native Indian/Native American; Asian.

In the legislation establishing the committee, Seats 1, 2, and 3 shall be held by representatives of nonprofit organizations that advocate for health equity in communities that are disproportionately impacted by diseases related to the consumption of Sugar-Sweetened Beverages.

The Shape Up SF Coalition urges the Rules Committee to consider the diversity and intersectionality of the SDDTAC members to ensure that the appointees are connected to and can represent in a meaningful way, the populations that are disproportionately burdened with chronic diseases related to consumption of sugary drinks.

The 16-member committee collectively spends over 900 hours each year to achieve its mission of making community-driven funding recommendations that support services and other innovative, community-led work to decrease the consumption of sugary beverages, increase access to water and support healthy eating and active living (HEAL). Current SDDTAC members seeking reappointment provide important community perspectives and continuity; as they are members in good standing we recommend they be reappointed.

Thank you for your consideration.

\*[REQUEST FOR PROPOSALS \(RFP\) #05-2022 - Reissue Sugary Drinks Distributor Tax 2023 Healthy Communities Grants](#)

\*\*[SF Sugary Drinks Distributor Tax Advisory Committee Annual Report and Recommendations – March 2023](#)

\*\*\*[Budget and Legislative Analyst Report on Childhood Obesity in SF - Oct 2022](#)

*Jennifer Navarro-Marroquin*  
*Co-Founder & Program Lead*  
[www.communitywellsf.com](http://www.communitywellsf.com)



*Holistic support services for all.*

