

File No. 260175

Committee Item No. 1

Board Item No. 7

# COMMITTEE/BOARD OF SUPERVISORS

## AGENDA PACKET CONTENTS LIST

Committee: Rules Committee

Date Feb 9, 2026

Board of Supervisors Meeting

Date March 10, 2026

### Cmte Board

- Motion
- Resolution
- Ordinance
- Legislative Digest
- Budget and Legislative Analyst Report
- Youth Commission Report
- Introduction Form
- Department/Agency Cover Letter and/or Report
- Memorandum of Understanding (MOU)
- Grant Information Form
- Grant Budget
- Subcontract Budget
- Contract/Agreement
- Form 126 - Ethics Commission
- Award Letter
- Application
- xx   Form 700
- Information/Vacancies (Boards/Commissions)
- Public Correspondence

### OTHER (Use back side if additional space is needed)

<input type="checkbox"/>	<input type="checkbox"/>	_____
<input type="checkbox"/>	<input type="checkbox"/>	_____
<input type="checkbox"/>	<input type="checkbox"/>	_____
<input type="checkbox"/>	<input type="checkbox"/>	_____
<input type="checkbox"/>	<input type="checkbox"/>	_____
<input type="checkbox"/>	<input type="checkbox"/>	_____
<input type="checkbox"/>	<input type="checkbox"/>	_____
<input type="checkbox"/>	<input type="checkbox"/>	_____
<input type="checkbox"/>	<input type="checkbox"/>	_____
<input type="checkbox"/>	<input type="checkbox"/>	_____

Completed by: Victor Young

Date Feb 5, 2026

Completed by: \_\_\_\_\_

Date \_\_\_\_\_

1 [Appointment, Assessment Appeals Board No. 3 - Elena Rivkin]

2

3 **Motion appointing Elena Rivkin (residency requirement waived), term ending**  
4 **September 7, 2026, to the Assessment Appeals Board No. 3.**

5

6 MOVED, That the Board of Supervisors of the City and County of San Francisco does  
7 hereby appoint the hereinafter designated person(s) to serve as member(s) of the  
8 Assessment Appeals Board No. 3, pursuant to the provisions of California Revenue and  
9 Taxation Code, Section 1620 et seq., and San Francisco Administrative Code, Section 2B.1 et  
10 seq;

11 Elena Rivkin (residency requirement waived), Seat 3, succeeding Jeffrey Lee, term  
12 expired, must have a minimum of five years professional experience in the State of California  
13 as one of the following: certified public accountant or public accountant; licensed real estate  
14 broker; attorney; or a property appraiser accredited by a nationally recognized professional  
15 organization, certified by the Office of Real Estate Appraisers, or certified by the State Board  
16 of Equalization, for the unexpired portion of a three-year term ending September 7, 2026; and,  
17 be it

18 FURTHER MOVED, That the Board of Supervisors makes the following findings:

- 19 1. The membership of the Assessment Appeals Board No. 3 has a goal to be  
20 representative of the diversity of the City and County of San Francisco.
- 21 2. Applicant Elena Rivkin, who is not a resident of San Francisco, is a person with  
22 experience that uniquely qualifies them to serve on the Assessment Appeals  
23 Board No. 3.

24

25

- 1           3. The Assessment Appeals Board No. 3 has attempted to fill the position, for which  
2           Elena Rivkin was nominated, with an individual who is City a resident and who has the  
3           specific experience, skills, and qualifications, but has been unable to do so at this time.
- 4           4. The Rules Committee has certified that Elena Rivkin is qualified to serve on the  
5           Assessment Appeals Board No. 3.
- 6           5. After exercising due diligence, the Board of Supervisors concludes that there is no  
7           other possible representatives who is a resident of San Francisco, who has the specific  
8           experience, skills, or qualifications possessed by this applicant, and who is willing to  
9           serve on the Assessment Appeals Board No. 3 at this time; and, be it  
10          FURTHER MOVED, That the Board of Supervisors waives the residency requirement  
11          for Elena Rivkin, as is allowed in cases where no qualified City resident who is willing to serve  
12          can be found, pursuant to Charter, Section 4.101(b), that otherwise requires person(s)  
13          appointed to boards, commissions, and advisory bodies established by legislative act of the  
14          Board of Supervisors to be resident(s) of the City and County of San Francisco.

15  
16  
17  
18  
19  
20  
21  
22  
23  
24  
25



## Assessment Appeals Board

City & County of San Francisco  
1 Dr. Carlton B. Goodlett Pl., City Hall, Room # 405  
San Francisco, California 94102  
Phone: (415) 554-6778 / Fax: (415) 554-6775 / Email: [aab@sfgov.org](mailto:aab@sfgov.org)

### APPLICATION FOR BOARDS / COMMISSIONES / COMMITTEES / TASK FORCES INSTRUCTIONS AND APPLICATION

San Francisco is a diverse City and County with a wide range of people and issues affecting it. In order to take advantage of the extensive experience and knowledge available throughout our communities, various Boards/Commissions/Committees/Task Forces have been established to bring that knowledge together. These groups and their membership requirements are established by legislation approved through the local, state, and/or federal government.

In addition to setting up the purpose and goals of the various groups, the governing legislation outlines the type of person - in terms of desirable skills and/or knowledge - who can contribute their knowledge and perspective. In this manner, a group of San Franciscans, who are representative of the City and County, can be active participants in addressing issues affecting the entire City and County.

If you are interested in serving the City and County of San Francisco, the following procedures are provided:

1. A list of vacancies and expected vacancies, with their qualifications, can be found at the Office of the Clerk of the Board of Supervisors, at the San Francisco Main Public Library, and online on the Board of Supervisors' website (<http://www.sfbos.org/vacancy>). Please review this list for positions of interest.
2. Submit an application ([http://www.sfbos.org/vacancy\\_application](http://www.sfbos.org/vacancy_application))  
*(List all of the appropriate seat number(s) and/or category/categories for which you qualify. We request applications be received ten (10) days before the scheduled hearing.)*

Applicants may also need to submit a Form 700, Statement of Economic Interests (<https://www.fppc.ca.gov/Form700.html>), along with their application for all bodies listed in Campaign and Governmental Conduct Code, Section 3.1-103(a)(1).

3. If the seat(s) you are applying for is vacant and requires the Board of Supervisors' confirmation, the Rules Committee may schedule your application for review. Applicants should expect to appear before the Rules Committee to speak on their qualifications and answer questions during a public hearing.  
*(There are no set instructions on what you are expected to present to the Rules Committee; however, a brief description of how your qualifications distinguish you from other applicants, reasons for your interest in the subject, and/or a short summarization on why you would make a good candidate is appropriate.)*
4. The Rules Committee may or may not make a recommendation for appointments. If a recommendation is made by the Rules Committee, the recommendation is forwarded to the Board of Supervisors for approval. It generally takes approximately 15 days from the date the Rules Committee makes their recommendation, for the individual to become officially appointed.
5. Depending on the type of organization, a new appointee may need to take an Oath of Office.

If there are no vacancies, your application will be retained for one year. If any openings occur during this time, your application will be submitted to the Rules Committee for review.

If you have any further questions, please contact the Rules Committee Clerk at (415) 554-5184. If you require detailed information concerning the operations of a particular Board/Commission/Committee/Task Force, please contact the administering department directly.

(Applications must be submitted to [aab@sfgov.org](mailto:aab@sfgov.org) or the mailing address listed above)



# Assessment Appeals Board

City & County of San Francisco  
1 Dr. Carlton B. Goodlett Pl., City Hall, Room # 405  
San Francisco, California 94102  
Phone: (415) 554-6778 / Fax: (415) 554-6775 / Email: [aab@sfgov.org](mailto:aab@sfgov.org)

## ASSESSMENT APPEALS BOARD MEMBER APPLICATION

**Complete and return this application to the Assessment Appeals Board**

Application for Appointment to:  Board 1 or  Board 1 Alternate  
(Please check one)  Board 2 or  Board 2 Alternate  
 Board 3 or  Board 3 Alternate

Full Name: Elena Rivkin

Zip Code: 94501

Occupation: Administrative Law Judge

Work Phone: (510) 622-3900

Employer: State of California, CUIAB

Business Address: 1515 Clay Street, Suite 902, Oakland, CA

Zip Code: 94612

Business Email: [elena.rivkin@cuiab.ca.gov](mailto:elena.rivkin@cuiab.ca.gov)

Home Email: [REDACTED]

Form 700 is required to accompany your application. Have you attached the Form 700?  Yes  No

**Pursuant to Ordinance No. 393-98 the following qualifications are required:**

*A person shall not be eligible for nomination for membership on an assessment appeals board unless he or she has a minimum of five years' professional experience in this state as one of the following: (1) certified public accountant or public accountant; (2) licensed real estate broker; (3) attorney; or (4) property appraiser accredited by a nationally recognized professional organization, or property appraiser certified by either the Office of Real Estate Appraiser or by the State Board of Equalization. Documentation of qualifying experience must be submitted with this application form. This requirement does not apply to incumbent board members nominated for appointments to their same seats.*

Please state your qualifications (including occupation and education if applicable):

I am an Administrative Law Judge with the California Unemployment Insurance Appeals Board. I conduct approximately thirty-one hearings per week, the majority involving self-represented parties, and issue procedurally compliant written decisions, generally the same day. My work requires explaining legal procedures in plain language, questioning witnesses, evaluating credibility, and issuing findings of fact and conclusions of law in unemployment insurance and disability matters, including benefit eligibility, overpayments, tax issues, and immigration-related claims.

My work in private practice focused on real estate-related issues, including title disputes surrounding deeds, partition of property, mortgage finance litigation, and neighbor disputes. I have experience with estate planning, drafting operational agreements for entities, drafting deeds, and foundational knowledge of Proposition 19.

I have been a licensed California attorney since 2006.

Please state relevant business and/or professional experience:

Since January 2023, I have served as an Administrative Law Judge with the California Unemployment Insurance Appeals Board.

As an attorney, I maintained a private law practice focused on real estate litigation and transactions. My practice included title disputes, quiet title and partition actions, real property transfers, and mortgage-finance-related matters. I regularly reviewed deeds, title histories, and ownership claims, and advised clients on real estate and business transactions, including estate-related property transfers.

Before becoming an attorney, I worked in administrative roles within real estate-related industries.

Please state civic activities:

I am a co-founder of the Unity Bar of San Mateo County. I have held leadership roles with the Santa Clara County Bar Association, including Chair and Co-Chair of the Solo & Small Firm Section.

I serve as a lead volunteer with Oakland Strokes, a youth rowing organization, and am active with the PTA at Lincoln Middle School. I have volunteered with the Law Foundation of Silicon Valley, organizing the predatory lending processes, at the Pro Bono Project, and One Justice at San Francisco International Airport.

I currently serve on the Administrative Law Judge Committee of the California Asian Pacific American Judges Association (CAPAJA).

Would you be able to attend Day Meetings?  Yes  No Evening Meetings?  Yes  No

How many days a week would you be available for hearings? 1 How many evenings a week? 1

Have you attended an Assessment Appeals Board meeting?  Yes  No

An appearance before the Rules Committee may be required at a scheduled public hearing, prior to the Board of Supervisors considering the recommended appointment. Applications should be received ten (10) days prior to the scheduled public hearing.

Date: 12/19/2025. Applicant's Signature: Elena Rivkin

(Manually sign or type your complete name).

**NOTE: by typing your complete name, you are hereby consenting to use of electronic signature)**

**PLEASE NOTE:** This application will be retained for one year. Once completed, this form, including all attachments, becomes public record.

FOR OFFICE USE ONLY:

Appointed to Seat #: \_\_\_\_\_ Term Expires: \_\_\_\_\_ Date Vacated: \_\_\_\_\_

## Information About the Assessment Appeals Boards

**Purpose:** To provide the taxpayers of San Francisco a process to appeal their property tax assessments.

**Procedure:** Once an application is filed, a hearing is scheduled to give both the taxpayer and the Assessor the opportunity to present evidence supporting their opinions of the property's value. A panel of three Assessment Appeals Board members, or a hearing officer listens to testimony, reviews documents, and asks questions of the participants. Based on the evidence, the panel or hearing officer determines the final assessed value of the property.

### Differences between Boards:

- **Board #1:** Authorized to hear all appeals, regardless of value, type, or location.
- **Board #2:** Authorized to hear appeals for property assessed at less than \$50 million, excluding possessory interests and applications concerning real property located in Assessor's Blocks 1–876 and 3701–3899, inclusive.
- **Board #3:** Same jurisdiction as Board #2. However, its members primarily serve as hearing officers for day and evening hearings involving residential properties of four units or fewer.

**Duties of Assessment Appeals Board Members & Alternates:** Members and alternates are responsible for listening to testimony, reviewing evidence, and questioning both the taxpayer and the Assessor. Their role is to determine the correct assessment of property in accordance with the California Revenue and Taxation Code.

**Duties of the Alternates:** Alternates perform the same duties as regular members but serve in place of members who are unavailable for a hearing.

**Hearing Officers:** All board members and alternates may serve as hearing officers. Hearing officers perform the same functions as a board panel but are limited to cases involving single-family residences, condominiums, cooperatives, or multifamily dwellings of four units or fewer. After hearing the case, the officer issues a recommended value. Either the taxpayer or the Assessor may accept or reject this recommendation. If rejected, the appeal is rescheduled before a three-member panel for a final decision.

**Meeting Schedules:** The Assessment Appeals Board meets Monday through Friday with two regular sessions each day:

- Morning session: 9:30 A.M.
- Afternoon session 1:30 P.M.

Evening sessions begin at 5:30 P.M. and are held as needed for hearing officers. Sessions continue until all scheduled matters are addressed.

**Board Composition:** Each board consists of five regular members and three alternates. Members are chosen on a rotating basis from the five regular members to create a three-member panel to hear appeal applications.

**Compensation:** \$175 for each half-day or evening session of service.

TERM: \_\_\_\_\_

# 2024-2025 Statement of Economic Interests



---

## Form 700

A Public Document

### ***Table of Contents***

Quick Start Guide .....	p.2
What to Know .....	p.3
Types of Statements.....	p.5
Cover Page and Schedules	
Cover Page .....	p.6
Schedule A-1 ( <i>Investments</i> ).....	p.8
Schedule A-2 ( <i>Business Entities/Trusts</i> ) .....	p.10
Schedule B ( <i>Real Property</i> ) .....	p.12
Schedule C ( <i>Income</i> ) .....	p.14
Schedule D ( <i>Gifts</i> ).....	p.16
Schedule E ( <i>Travel Payments</i> ).....	p.18
Restrictions and Prohibitions.....	p.20
Q & A.....	p.21

### ***Helpful Resources***

- Video Tutorials
- Reference Pamphlet
- Excel Version
- FAQs
- Gift and Travel Fact Sheet for State and Local Officials

## **California Fair Political Practices Commission**

1102 Q Street, Suite 3050 • Sacramento, CA 95811

Email Advice: [advice@fppc.ca.gov](mailto:advice@fppc.ca.gov)

Toll-free advice line: 1 (866) ASK-FPPC • 1 (866) 275-3772

Telephone: (916) 322-5660 • Website: [www.fppc.ca.gov](http://www.fppc.ca.gov)

December 2024

**Quick Start Guide**  
Detailed instructions begin on page 3.

---

## WHEN IS THE ANNUAL STATEMENT DUE?

- March 3 – Elected State Officers, Judges and Court Commissioners, State Board and Commission members listed in Government Code Section 87200
- April 1 – Most other filers

### WHERE DO I FILE?

Most people file the Form 700 with their agency. Certain filers are required to file electronically with the FPPC. (See next page). If you're not sure where to file your Form 700, contact your filing officer or the person who asked you to complete it.

### ITEMS TO NOTE!

- The Form 700 is a public document.
- Only filers serving in active military duty may receive an extension on the filing deadline.
- You must also report interests held by your spouse or registered domestic partner.
- Your agency's conflict of interest code will help you to complete the Form 700. You are encouraged to get your conflict of interest code from the person who asked you to complete the Form 700.

### NOTHING TO REPORT?

Mark the "No reportable interests" box on Part 4 of the Cover Page, and submit only the signed Cover Page. Please review each schedule carefully!

Schedule	Common Reportable Interests	Common Non-Reportable Interests
A-1: Investments	Stocks, including those held in an IRA or 401K. Each stock must be listed.	Insurance policies, government bonds, diversified mutual funds, funds similar to diversified mutual funds.
A-2: Business Entities/Trusts	Business entities, sole proprietorships, partnerships, LLCs, corporations and trusts. (e.g., Form 1099 filers).	Savings and checking accounts, cryptocurrency, and annuities.
B: Real Property	Rental property in filer's jurisdiction, or within two miles of the boundaries of the jurisdiction.	A residence used exclusively as a personal residence (such as a home or vacation property).
C: Income	Non-governmental salaries. Note that filers are required to report only half of their spouse's or partner's salary.	Governmental salary (from school district, for example).
D: Gifts	Gifts from businesses, vendors, or other contractors (meals, tickets, etc.).	Gifts from family members.
E: Travel Payments	Travel payments from third parties (not your employer).	Travel paid by your government agency.

**Note:** Like reportable interests, non-reportable interests may also create conflicts of interest and could be grounds for disqualification from certain decisions.

### QUESTIONS?

- [advice@fppc.ca.gov](mailto:advice@fppc.ca.gov)
- (866) 275-3772 Mon-Thurs, 9-11:30 a.m.

### E-FILING ISSUES?

- If using your agency's system, please contact technical support at your agency.
- If using FPPC's e-filing system, write to [form700@fppc.ca.gov](mailto:form700@fppc.ca.gov).

# What to Know

## What's New

### Gift Limit Increase

The gift limit increased to **\$630** for calendar years **2025** and **2026**. The gift limit in calendar year 2024 was \$590.

### Required Electronic Filing for 87500 Filers

Certain candidates and officials specified in Section 87500 are now required to file their Form 700 electronically using the FPPC's e-filing system. Filers for the offices listed under Section 87500 should contact the FPPC at [form700@fppc.ca.gov](mailto:form700@fppc.ca.gov) to obtain their login and password information.

## Who must file:

- Elected and appointed officials and candidates listed in Government Code Section 87200
- Employees, appointed officials, and consultants filing pursuant to a conflict of interest code ("code filers"). **Obtain your disclosure categories, which describe the interests you must report, from your agency;** they are not part of the Form 700
- Candidates running for local elective offices that are designated in a conflict of interest code (e.g., county sheriffs, city clerks, school board trustees, and water board members)

### Exception:

- Candidates for a county central committee are not required to file the Form 700
- Employees in newly created positions of existing agencies

For more information, see Reference Pamphlet, page 3, at [www.fppc.ca.gov](http://www.fppc.ca.gov).

## Where to file:

### Code Filers — State and Local Officials, Employees, and Consultants Designated in a Conflict of Interest Code:

File with your agency, board, or commission unless otherwise specified in your agency's code (e.g., Legislative staff files directly with FPPC). In most cases, the agency, board, or commission will retain the statements.

**Members of Newly Created Boards and Commissions:** File with your agency or with your agency's code reviewing body pursuant to Regulation 18754.

**Employees in Newly Created Positions of Existing Agencies:** File with your agency or with your agency's code reviewing body. (See Reference Pamphlet, page 3.)

**Multi-County Agencies, Boards, Commissions:** File with your agency, board, or commission unless otherwise specified in your agency's code. Please review your agency's conflict of interest code as some multi-county offices are required to file electronically with the FPPC. In most cases, the agency, board, or commission will retain the statements.

**87200 State Filers, for offices not specified in Section 87500, file as follows:** File with your agency, board, or commission unless otherwise specified in your agency's code. Please review your agency's conflict of interest code as some 87200 state offices are required to file electronically with the FPPC. In most cases, the agency, board, or commission will retain the statements.

**Officials and Candidates Specified in Section 87500:** The Act requires that the following officeholders and candidates for the positions listed below file electronically using the FPPC's e-filing system.

- Statewide elected officers and candidates for statewide elective office. (For a complete list of statewide elected officers please see Reference Pamphlet, Page 6.)
- Members and candidates for the Legislature and State Board of Equalization
- Designated employees of the Legislature directed to file with the FPPC by the house of the Legislature by which they are employed
- Members of the Public Utilities Commission, State Energy Resources Conservation and Development Commission, or California Coastal Commission
- Members of a state licensing or regulatory board, bureau, or commission
- Members of the Fair Political Practices Commission
- Appointed members to a state board, commission, or similar multimember body of the state if the FPPC has been designated as the filing officer in the conflict of interest code of the respective board, commission, or body. (Please contact your agency for a copy of your agency's conflict of interest code.)
- Designated employees of more than one joint powers insurance agency who elect to file a multiagency statement pursuant to Section 87350
- Judges, court commissioners, or candidates for judge
- Officeholder or candidate for the office of district attorney, county counsel, county treasurer, or county board of supervisors
- Officeholder or candidate for the office of city council member, city treasurer, city attorney, or mayor
- County chief administrative officer, city manager, or if there is no city manager, the chief administrative officer
- County or city planning commissioner
- Head of a local government agency or member of a local government board or commission, if the FPPC has been designated as the filing officer in the conflict of interest code of the respective agency, board, or commission. (Please contact your agency for a copy of your agency's conflict of interest code.)

**Candidates, for offices not listed in Section 87500 above, file as follows:**

- County offices (e.g., candidates running for local elective office that are designated in a conflict of interest code): File with your county elections official.
- City offices (e.g., candidates running for local elective office that are designated in a conflict of interest code): File with your City Clerk.
- Multi-county offices: File with your county elections official with whom you file your declaration of candidacy.

# What to Know Continued

## How to file:

The Form 700 is available at [www.fppc.ca.gov](http://www.fppc.ca.gov). Additional PDF schedules of Form 700 are available on the FPPC's website. Form 700 schedules are also available in Excel format. Filers should always check with their filing officer to see if their agency requires a particular filing method. All statements are signed under penalty of perjury and must be verified by the filer. See Regulation 18723.1(c) for filing instructions for copies of expanded statements. Depending on your agency's requirements, statements can be required to be filed in the following formats:

**Wet Signature** ➡ Each Statement must have a handwritten "wet" signature. Wet signature statements can be filed either by hand delivery or mail.

**Digital Signature** ➡ Each statement must be signed with a verified digital signature via the filer's agency email address *if permitted by the filing officer*. The statement must be sent by email as a PDF with the digital signature affixed to the document. (See Regulations 18104 and 18757, as well as FPPC's Filing with a Digital Signature Fact Sheet for additional guidance).

**Electronic Signature** ➡ Each statement must be signed with a secure electronic signature submitted using an approved electronic filing system. Filers must be duly authorized by their filing officer to file electronically under Government Code Section 87500.2.

## When to file:

### Annual Statements

#### ➡ March 3, 2025

- Elected State Officers
- Judges and Court Commissioners
- State Board and State Commission Members listed in Government Code Section 87200

#### ➡ April 1, 2025

- Most other filers

Individuals filing under conflict of interest codes in city and county jurisdictions should verify the annual filing date with their filing official or filing officer.

Statements postmarked by the filing deadline are considered filed on time.

Statements of 30 pages or less may be emailed or faxed by the deadline as long as the originally signed paper version is sent by first class mail to the filing official within 24 hours.

### Assuming Office and Leaving Office Statements

Most filers file within 30 days of assuming or leaving office or within 30 days of the effective date of a newly adopted or amended conflict of interest code.

#### Exception:

If you assumed office between October 1, 2024, and December 31, 2024, and filed an assuming office statement, you are not required to file an annual statement until March 2, 2026, or April 1, 2026, whichever is applicable. The annual statement will cover the day after you assumed office through December 31, 2025. (See Reference Pamphlet, page 7, for additional exceptions.)

### Candidate Statements

File no later than the final filing date for the declaration of candidacy or nomination documents. A candidate statement is not required if you filed an assuming office or annual statement for the same jurisdiction within 60 days before filing a declaration of candidacy or other nomination documents.

Certain candidates listed in Government Code Section 87500 are required to file their candidate statement electronically via the FPPC's e-filing system. Please refer to Page 3, Where to File section, for the list of offices required to file electronically with FPPC. Filers for the offices listed under Section 87500 should contact the FPPC at [form700@fppc.ca.gov](mailto:form700@fppc.ca.gov) to obtain their login and password information.

### Late Statements

**There is no provision for filing deadline extensions unless the filer is serving in active military duty. (See page 20 for information on penalties and fines.)**

### Amendments

Statements may be amended at any time. You are only required to amend the schedule that needs to be revised. It is not necessary to amend the entire filed form. The amended schedule(s) is attached to your original filed statement. Obtain amendment schedules at [www.fppc.ca.gov](http://www.fppc.ca.gov). Filers authorized to file electronically amend their statements using their agency's electronic filing system. *Note:* If you are a candidate or officeholder listed under Government Code Section 87500, then you must amend your statements electronically using the FPPC's e-filing system.

# Types of Statements

---

## Assuming Office Statement:

If you are a newly appointed official or are newly employed in a position designated, or that will be designated, in a state or local agency's conflict of interest code, your assuming office date is the date you were sworn in or otherwise authorized to serve in the position. If you are a newly elected official, your assuming office date is the date you were sworn in.

- Report: Investments, interests in real property, and business positions held on the date you assumed the office or position must be reported. In addition, income (including loans, gifts, and travel payments) received during the 12 months prior to the date you assumed the office or position.

For positions subject to confirmation by the State Senate or the Commission on Judicial Appointments, your assuming office date is the date you were appointed or nominated to the position.

- Example: Maria Lopez was nominated by the Governor to serve on a state agency board that is subject to state Senate confirmation. The assuming office date is the date Maria's nomination is submitted to the Senate. Maria must report investments, interests in real property, and business positions Maria holds on that date, and income (including loans, gifts, and travel payments) received during the 12 months prior to that date.

If your office or position has been added to a newly adopted or newly amended conflict of interest code, use the effective date of the code or amendment, whichever is applicable.

- Report: Investments, interests in real property, and business positions held on the effective date of the code or amendment must be reported. In addition, income (including loans, gifts, and travel payments) received during the 12 months prior to the effective date of the code or amendment.

## Annual Statement:

Generally, the period covered is January 1, 2024, through December 31, 2024. If the period covered by the statement is different than January 1, 2024, through December 31, 2024, (for example, you assumed office between October 1, 2023, and December 31, 2023 or you are combining statements), you must specify the period covered.

- Investments, interests in real property, business positions held, and income (including loans, gifts, and travel payments) received during the period covered by the statement must be reported. Do not change the preprinted dates on Schedules A-1, A-2, and B unless you are required to report the acquisition or disposition of an interest that did not occur in 2024.
- If your disclosure category changes during a reporting period, disclose under the old category until the effective date of the conflict of interest code amendment and disclose under the new disclosure category through the end of the reporting period.

## Leaving Office Statement:

Generally, the period covered is January 1, 2024, through the date you stopped performing the duties of your position. If the period covered differs from January 1, 2024, through the date you stopped performing the duties of your position (for example, you assumed office between October 1, 2023, and December 31, 2023, or you are combining statements), the period covered must be specified. The reporting period can cover parts of two calendar years.

- Report: Investments, interests in real property, business positions held, and income (including loans, gifts, and travel payments) received during the period covered by the statement. Do not change the preprinted dates on Schedules A-1, A-2, and B unless you are required to report the acquisition or disposition of an interest that did not occur in 2024.

## Candidate Statement:

If you are filing a statement in connection with your candidacy for state or local office, investments, interests in real property, and business positions held on the date of filing your declaration of candidacy must be reported. In addition, income (including loans, gifts, and travel payments) received during the 12 months prior to the date of filing your declaration of candidacy is reportable. Do not change the preprinted dates on Schedules A-1, A-2, and B.

Candidates running for local elective offices (e.g., county sheriffs, city clerks, school board trustees, or water district board members) must file candidate statements, as required by the conflict of interest code for the elected position. The code may be obtained from the agency of the elected position.

## Amendments:

If you discover errors or omissions on any statement, file an amendment as soon as possible. You are only required to amend the schedule that needs to be revised; it is not necessary to refile the entire form. Obtain amendment schedules from the FPPC website at [www.fppc.ca.gov](http://www.fppc.ca.gov).

**Note:** Once you file your statement, you may not withdraw it. All changes must be noted on amendment schedules.

## Expanded Statement:

If you hold multiple positions subject to reporting requirements, you may be able to file an expanded statement for each position, rather than a separate and distinct statement for each position. The expanded statement must cover all reportable interests for all jurisdictions and list all positions on the Form 700 or on an attachment for which it is filed. The rules and processes governing the filing of an expanded statement are set forth in Regulation 18723.1.

**STATEMENT OF ECONOMIC INTERESTS  
COVER PAGE  
A PUBLIC DOCUMENT**

Please type or print in ink.

NAME OF FILER (LAST) (FIRST) (MIDDLE)

**1. Office, Agency, or Court**

Agency Name (Do not use acronyms)

Division, Board, Department, District, if applicable Your Position

► If filing for multiple positions, list below or on an attachment. (Do not use acronyms)

Agency: Position:

**2. Jurisdiction of Office (Check at least one box)**

State Judge, Retired Judge, Pro Tem Judge, or Court Commissioner (Statewide Jurisdiction)  
Multi-County County of  
City of Other

**3. Type of Statement (Check at least one box)**

Annual: The period covered is January 1, 2024, through December 31, 2024. Leaving Office: Date Left (Check one circle below.)  
-or- The period covered is through December 31, 2024. The period covered is January 1, 2024, through the date of leaving office.  
Assuming Office: Date assumed -or- The period covered is through the date of leaving office.  
Candidate: Date of Election and office sought, if different than Part 1:

**4. Schedule Summary (required)**

► Total number of pages including this cover page:

**Schedules attached**

Schedule A-1 - Investments – schedule attached Schedule C - Income, Loans, & Business Positions – schedule attached  
Schedule A-2 - Investments – schedule attached Schedule D - Income – Gifts – schedule attached  
Schedule B - Real Property – schedule attached Schedule E - Income – Gifts – Travel Payments – schedule attached

-or- None - No reportable interests on any schedule

**5. Verification**

MAILING ADDRESS STREET CITY STATE ZIP CODE  
(Business or Agency Address Recommended - Public Document)

DAYTIME TELEPHONE NUMBER EMAIL ADDRESS  
( )

I have used all reasonable diligence in preparing this statement. I have reviewed this statement and to the best of my knowledge the information contained herein and in any attached schedules is true and complete. I acknowledge this is a public document.

I certify under penalty of perjury under the laws of the State of California that the foregoing is true and correct.

Date Signed (month, day, year)

Signature (File the originally signed paper statement with your filing official.)

# Instructions Cover Page

Enter your name, mailing address, and daytime telephone number in the spaces provided. **Because the Form 700 is a public document, you may list your business/office address instead of your home address.**

## Part 1. Office, Agency, or Court

- Enter the name of the office sought or held, or the agency or court. Consultants must enter the public agency name rather than their private firm's name. (Examples: State Assembly; Board of Supervisors; Office of the Mayor; Department of Finance; Hope County Superior Court).
- Indicate the name of your division, board, or district, if applicable. (Examples: Division of Waste Management; Board of Accountancy; District 45). **Do not use acronyms.**
- Enter your position title. (Examples: Director; Chief Counsel; City Council Member; Staff Services Analyst).
- If you hold multiple positions (i.e., a city council member who also is a member of a county board or commission) you may be required to file separate and distinct statements with each agency. To simplify your filing obligations, in some cases you may instead complete a single expanded statement and file it with each agency.
  - The rules and processes governing the filing of an expanded statement are set forth in Regulation 18723.1. To file an expanded statement for multiple positions, enter the name of each agency with which you are required to file and your position title with each agency in the space provided. **Do not use acronyms.** Attach an additional sheet if necessary. Complete one statement disclosing all reportable interests for all jurisdictions. Then file the expanded statement with each agency as directed by Regulation 18723.1(c).

If you assume or leave a position after a filing deadline, you must complete a separate statement. For example, a city council member who assumes a position with a county special district after the April annual filing deadline must file a separate assuming office statement. In subsequent years, the city council member may expand their annual filing to include both positions.

### Example:

Brian Bourne is a city council member for the City of Lincoln and a board member for the Camp Far West Irrigation District – a multi-county agency that covers the Counties of Placer and Yuba. The City is located within Placer County. Brian may complete one expanded statement to disclose all reportable interests for both offices and list both positions on the Cover Page. Brian will file the expanded statement with each the City and the District as directed by Regulation 18723.1(c).

## Part 2. Jurisdiction of Office

- Check the box indicating the jurisdiction of your agency and, if applicable, identify the jurisdiction. Judges, judicial candidates, and court commissioners have statewide jurisdiction. All other filers should review the Reference Pamphlet, page 14, to determine their jurisdiction.
- If your agency is a multi-county office, list each county in which your agency has jurisdiction.

- If your agency is not a state office, court, county office, city office, or multi-county office (e.g., school districts, special districts and JPAs), check the “other” box and enter the county or city in which the agency has jurisdiction.

### Example:

This filer is a member of a water district board with jurisdiction in portions of Yuba and Sutter Counties.

<b>1. Office, Agency, or Court</b>	
Agency Name (Do not use acronyms)	
Feather River Irrigation District	
Division, Board, Department, District, if applicable	Your Position
N/A	Board Member
▶ If filing for multiple positions, list below or on an attachment. (Do not use acronyms)	
Agency: N/A	Position:
<b>2. Jurisdiction of Office (Check at least one box)</b>	
<input type="checkbox"/> State	<input type="checkbox"/> Judge or Court Commissioner (Statewide Jurisdiction)
<input checked="" type="checkbox"/> Multi-County Yuba & Sutter Counties	<input type="checkbox"/> County of _____
<input type="checkbox"/> City of _____	<input type="checkbox"/> Other _____

## Part 3. Type of Statement

Check at least one box. The period covered by a statement is determined by the type of statement you are filing. If you are completing a 2024 annual statement, **do not** change the pre-printed dates to reflect 2025. Your annual statement is used for reporting the **previous year's** economic interests. Economic interests for your annual filing covering January 1, 2025, through December 31, 2025, will be disclosed on your statement filed in 2026. See Reference Pamphlet, page 4.

Combining Statements: Certain types of statements for the same position may be combined. For example, if you leave office after January 1, but before the deadline for filing your annual statement, you may combine your annual and leaving office statements. File by the earliest deadline. Consult your filing officer or the FPPC.

## Part 4. Schedule Summary

- Complete the Schedule Summary after you have reviewed each schedule to determine if you have reportable interests.
- Enter the total number of completed pages including the cover page and either check the box for each schedule you use to disclose interests; **or** if you have nothing to disclose on any schedule, check the “No reportable interests” box. Please **do not** attach any blank schedules.

## Part 5. Verification

Complete the verification by signing the statement and entering the date signed. Each statement must have an original “wet” signature unless filed with a secure electronic signature. (See page 4 above.) All statements must be signed under penalty of perjury and be verified by the filer pursuant to Government Code Section 81004. See Regulation 18723.1(c) for filing instructions for copies of expanded statements.

**When you sign your statement, you are stating, under penalty of perjury, that it is true and correct.** Only the filer has authority to sign the statement. An unsigned statement is not considered filed and you may be subject to late filing penalties.

# SCHEDULE A-1

## Investments

### Stocks, Bonds, and Other Interests

(Ownership Interest is Less Than 10%)

Investments must be itemized.

Do not attach brokerage or financial statements.

Name

▶ NAME OF BUSINESS ENTITY \_\_\_\_\_

GENERAL DESCRIPTION OF THIS BUSINESS \_\_\_\_\_

---

FAIR MARKET VALUE

\$2,000 - \$10,000	\$10,001 - \$100,000
\$100,001 - \$1,000,000	Over \$1,000,000

NATURE OF INVESTMENT

Stock Other \_\_\_\_\_ (Describe)

Partnership Income Received of \$0 - \$499  
Income Received of \$500 or More (Report on Schedule C)

IF APPLICABLE, LIST DATE:

\_\_\_\_\_/\_\_\_\_\_/24      \_\_\_\_/\_\_\_\_\_/24  
ACQUIRED                  DISPOSED

▶ NAME OF BUSINESS ENTITY \_\_\_\_\_

GENERAL DESCRIPTION OF THIS BUSINESS \_\_\_\_\_

---

FAIR MARKET VALUE

\$2,000 - \$10,000	\$10,001 - \$100,000
\$100,001 - \$1,000,000	Over \$1,000,000

NATURE OF INVESTMENT

Stock Other \_\_\_\_\_ (Describe)

Partnership Income Received of \$0 - \$499  
Income Received of \$500 or More (Report on Schedule C)

IF APPLICABLE, LIST DATE:

\_\_\_\_\_/\_\_\_\_\_/24      \_\_\_\_/\_\_\_\_\_/24  
ACQUIRED                  DISPOSED

▶ NAME OF BUSINESS ENTITY \_\_\_\_\_

GENERAL DESCRIPTION OF THIS BUSINESS \_\_\_\_\_

---

FAIR MARKET VALUE

\$2,000 - \$10,000	\$10,001 - \$100,000
\$100,001 - \$1,000,000	Over \$1,000,000

NATURE OF INVESTMENT

Stock Other \_\_\_\_\_ (Describe)

Partnership Income Received of \$0 - \$499  
Income Received of \$500 or More (Report on Schedule C)

IF APPLICABLE, LIST DATE:

\_\_\_\_\_/\_\_\_\_\_/24      \_\_\_\_/\_\_\_\_\_/24  
ACQUIRED                  DISPOSED

▶ NAME OF BUSINESS ENTITY \_\_\_\_\_

GENERAL DESCRIPTION OF THIS BUSINESS \_\_\_\_\_

---

FAIR MARKET VALUE

\$2,000 - \$10,000	\$10,001 - \$100,000
\$100,001 - \$1,000,000	Over \$1,000,000

NATURE OF INVESTMENT

Stock Other \_\_\_\_\_ (Describe)

Partnership Income Received of \$0 - \$499  
Income Received of \$500 or More (Report on Schedule C)

IF APPLICABLE, LIST DATE:

\_\_\_\_\_/\_\_\_\_\_/24      \_\_\_\_/\_\_\_\_\_/24  
ACQUIRED                  DISPOSED

▶ NAME OF BUSINESS ENTITY \_\_\_\_\_

GENERAL DESCRIPTION OF THIS BUSINESS \_\_\_\_\_

---

FAIR MARKET VALUE

\$2,000 - \$10,000	\$10,001 - \$100,000
\$100,001 - \$1,000,000	Over \$1,000,000

NATURE OF INVESTMENT

Stock Other \_\_\_\_\_ (Describe)

Partnership Income Received of \$0 - \$499  
Income Received of \$500 or More (Report on Schedule C)

IF APPLICABLE, LIST DATE:

\_\_\_\_\_/\_\_\_\_\_/24      \_\_\_\_/\_\_\_\_\_/24  
ACQUIRED                  DISPOSED

▶ NAME OF BUSINESS ENTITY \_\_\_\_\_

GENERAL DESCRIPTION OF THIS BUSINESS \_\_\_\_\_

---

FAIR MARKET VALUE

\$2,000 - \$10,000	\$10,001 - \$100,000
\$100,001 - \$1,000,000	Over \$1,000,000

NATURE OF INVESTMENT

Stock Other \_\_\_\_\_ (Describe)

Partnership Income Received of \$0 - \$499  
Income Received of \$500 or More (Report on Schedule C)

IF APPLICABLE, LIST DATE:

\_\_\_\_\_/\_\_\_\_\_/24      \_\_\_\_/\_\_\_\_\_/24  
ACQUIRED                  DISPOSED

Comments: \_\_\_\_\_

## Instructions – Schedules A-1 and A-2 Investments

“Investment” means a financial interest in any business entity (including a consulting business or other independent contracting business) that is located in, doing business in, planning to do business in, or that has done business during the previous two years in your agency’s jurisdiction in which you, your spouse or registered domestic partner, or your dependent children had a direct, indirect, or beneficial interest totaling \$2,000 or more at any time during the reporting period. (See Reference Pamphlet, page 14.)

### Reportable investments include:

- Stocks, bonds, warrants, and options, including those held in margin or brokerage accounts and managed investment funds (See Reference Pamphlet, page 14.)
- Sole proprietorships
- Your own business or your spouse’s or registered domestic partner’s business (See Reference Pamphlet, page 9, for the definition of “business entity.”)
- Your spouse’s or registered domestic partner’s investments even if they are legally separate property
- Partnerships (e.g., a law firm or family farm)
- Investments in reportable business entities held in a retirement account (See Reference Pamphlet, page 16.)
- If you, your spouse or registered domestic partner, and dependent children together had a 10% or greater ownership interest in a business entity or trust (including a living trust), you must disclose investments held by the business entity or trust. (See Reference Pamphlet, page 17, for more information on disclosing trusts.)
- Business trusts

### You are not required to disclose:

- Government bonds, diversified mutual funds, certain funds similar to diversified mutual funds (such as exchange traded funds) and investments held in certain retirement accounts. (See Reference Pamphlet, page 14.) (Regulation 18237)
- Bank accounts, savings accounts, money market accounts and certificates of deposits
- Cryptocurrency
- Insurance policies
- Annuities
- Commodities
- Shares in a credit union
- Government bonds (including municipal bonds)

### Reminders

- Do you know your agency’s jurisdiction?
- Did you hold investments at any time during the period covered by this statement?
- Code filers – your disclosure categories may only require disclosure of specific investments.

- Retirement accounts invested in non-reportable interests (e.g., insurance policies, mutual funds, or government bonds) (See Reference Pamphlet, page 16.)
- Government defined-benefit pension plans (such as CalPERS and CalSTRS plans)
- Certain interests held in a blind trust (See Reference Pamphlet, page 17.)

**Use Schedule A-1** to report ownership of less than 10% (e.g., stock). Schedule C (Income) may also be required if the investment is not a stock or corporate bond. (See second example below.)

**Use Schedule A-2** to report ownership of 10% or greater (e.g., a sole proprietorship).

### To Complete Schedule A-1:

Do not attach brokerage or financial statements.

- Disclose the name of the business entity. Do not use acronyms for the name of the business entity, unless it is one that is commonly understood by the public.
- Provide a general description of the business activity of the entity (e.g., pharmaceuticals, computers, automobile manufacturing, or communications).
- Check the box indicating the highest fair market value of your investment during the reporting period. If you are filing a candidate or an assuming office statement, indicate the fair market value on the filing date or the date you took office, respectively. (See page 21 for more information.)
- Identify the nature of your investment (e.g., stocks, warrants, options, or bonds).
- An acquired or disposed of date is only required if you initially acquired or entirely disposed of the investment interest during the reporting period. The date of a stock dividend reinvestment or partial disposal is not required. Generally, these dates will not apply if you are filing a candidate or an assuming office statement.

Examples:

Frank Byrd holds a state agency position. Frank’s conflict of interest code requires full disclosure of investments. Frank must disclose stock holdings of \$2,000 or more in any company that is located in or does business in California, as well as those stocks held by Frank’s spouse or registered domestic partner and dependent children.

Alice Lance is a city council member. Alice has a 4% interest, worth \$5,000, in a limited partnership located in the city. Alice must disclose the partnership on Schedule A-1 and income of \$500 or more received from the partnership on Schedule C.

# SCHEDULE A-2

## Investments, Income, and Assets of Business Entities/Trusts

(Ownership Interest is 10% or Greater)

**CALIFORNIA FORM 700**

FAIR POLITICAL PRACTICES COMMISSION

Name \_\_\_\_\_

**▶ 1. BUSINESS ENTITY OR TRUST**

Name \_\_\_\_\_

Address (Business Address Acceptable) \_\_\_\_\_

Check one  
 Trust, go to 2       Business Entity, complete the box, then go to 2

GENERAL DESCRIPTION OF THIS BUSINESS

---

FAIR MARKET VALUE	IF APPLICABLE, LIST DATE:	
\$0 - \$1,999	____/____/24	____/____/24
\$2,000 - \$10,000	ACQUIRED	DISPOSED
\$10,001 - \$100,000		
\$100,001 - \$1,000,000		
Over \$1,000,000		

NATURE OF INVESTMENT  
 Partnership     Sole Proprietorship    \_\_\_\_\_ Other

YOUR BUSINESS POSITION \_\_\_\_\_

**▶ 2. IDENTIFY THE GROSS INCOME RECEIVED (INCLUDE YOUR PRO RATA SHARE OF THE GROSS INCOME TO THE ENTITY/TRUST)**

\$0 - \$499	\$10,001 - \$100,000
\$500 - \$1,000	OVER \$100,000
\$1,001 - \$10,000	

**▶ 3. LIST THE NAME OF EACH REPORTABLE SINGLE SOURCE OF INCOME OF \$10,000 OR MORE (Attach a separate sheet if necessary.)**

None    or    Names listed below \_\_\_\_\_

**▶ 4. INVESTMENTS AND INTERESTS IN REAL PROPERTY HELD OR LEASED BY THE BUSINESS ENTITY OR TRUST**

Check one box:  
 INVESTMENT       REAL PROPERTY

Name of Business Entity, if Investment, or Assessor's Parcel Number or Street Address of Real Property \_\_\_\_\_

Description of Business Activity or City or Other Precise Location of Real Property \_\_\_\_\_

FAIR MARKET VALUE	IF APPLICABLE, LIST DATE:	
\$2,000 - \$10,000	____/____/24	____/____/24
\$10,001 - \$100,000	ACQUIRED	DISPOSED
\$100,001 - \$1,000,000		
Over \$1,000,000		

NATURE OF INTEREST  
 Property Ownership/Deed of Trust       Stock       Partnership

Leasehold \_\_\_\_\_ Other \_\_\_\_\_  
Yrs. remaining

Check box if additional schedules reporting investments or real property are attached

**▶ 1. BUSINESS ENTITY OR TRUST**

Name \_\_\_\_\_

Address (Business Address Acceptable) \_\_\_\_\_

Check one  
 Trust, go to 2       Business Entity, complete the box, then go to 2

GENERAL DESCRIPTION OF THIS BUSINESS

---

FAIR MARKET VALUE	IF APPLICABLE, LIST DATE:	
\$0 - \$1,999	____/____/24	____/____/24
\$2,000 - \$10,000	ACQUIRED	DISPOSED
\$10,001 - \$100,000		
\$100,001 - \$1,000,000		
Over \$1,000,000		

NATURE OF INVESTMENT  
 Partnership     Sole Proprietorship    \_\_\_\_\_ Other

YOUR BUSINESS POSITION \_\_\_\_\_

**▶ 2. IDENTIFY THE GROSS INCOME RECEIVED (INCLUDE YOUR PRO RATA SHARE OF THE GROSS INCOME TO THE ENTITY/TRUST)**

\$0 - \$499	\$10,001 - \$100,000
\$500 - \$1,000	OVER \$100,000
\$1,001 - \$10,000	

**▶ 3. LIST THE NAME OF EACH REPORTABLE SINGLE SOURCE OF INCOME OF \$10,000 OR MORE (Attach a separate sheet if necessary.)**

None    or    Names listed below \_\_\_\_\_

**▶ 4. INVESTMENTS AND INTERESTS IN REAL PROPERTY HELD OR LEASED BY THE BUSINESS ENTITY OR TRUST**

Check one box:  
 INVESTMENT       REAL PROPERTY

Name of Business Entity, if Investment, or Assessor's Parcel Number or Street Address of Real Property \_\_\_\_\_

Description of Business Activity or City or Other Precise Location of Real Property \_\_\_\_\_

FAIR MARKET VALUE	IF APPLICABLE, LIST DATE:	
\$2,000 - \$10,000	____/____/24	____/____/24
\$10,001 - \$100,000	ACQUIRED	DISPOSED
\$100,001 - \$1,000,000		
Over \$1,000,000		

NATURE OF INTEREST  
 Property Ownership/Deed of Trust       Stock       Partnership

Leasehold \_\_\_\_\_ Other \_\_\_\_\_  
Yrs. remaining

Check box if additional schedules reporting investments or real property are attached

**Comments:** \_\_\_\_\_

## Instructions – Schedule A-2

### Investments, Income, and Assets of Business Entities/Trusts

---

Use Schedule A-2 to report investments in a business entity (including a consulting business or other independent contracting business) or trust (including a living trust) in which you, your spouse or registered domestic partner, and your dependent children, together or separately, had a 10% or greater interest, totaling \$2,000 or more, during the reporting period and which is located in, doing business in, planning to do business in, or which has done business during the previous two years in your agency's jurisdiction. (See Reference Pamphlet, page 14.) A trust located outside your agency's jurisdiction is reportable if it holds assets that are located in or doing business in the jurisdiction. Do not report a trust that contains non-reportable interests. For example, a trust containing only your personal residence not used in whole or in part as a business, your savings account, and some municipal bonds, is not reportable.

Also report on Schedule A-2 investments and real property held by that entity or trust if your pro rata share of the investment or real property interest was \$2,000 or more during the reporting period.

#### To Complete Schedule A-2:

**Part 1.** Disclose the name and address of the business entity or trust. If you are reporting an interest in a business entity, check "Business Entity" and complete the box as follows:

- Provide a general description of the business activity of the entity.
- Check the box indicating the highest fair market value of your investment during the reporting period.
- If you initially acquired or entirely disposed of this interest during the reporting period, enter the date acquired or disposed.
- Identify the nature of your investment.
- Disclose the job title or business position you held with the entity, if any (i.e., if you were a director, officer, partner, trustee, employee, or held any position of management). A business position held by your spouse is not reportable.

**Part 2.** Check the box indicating **your pro rata** share of the **gross** income received **by** the business entity or trust. This amount includes your pro rata share of the **gross** income **from** the business entity or trust, as well as your community property interest in your spouse's or registered domestic partner's share. Gross income is the total amount of income before deducting expenses, losses, or taxes.

**Part 3.** Disclose the name of each source of income that is located in, doing business in, planning to do business in, or that has done business during the previous two years in your agency's jurisdiction, as follows:

- Disclose each source of income and outstanding loan **to the business entity or trust** identified in Part 1 if your pro rata share of the **gross** income (including your community property interest in your spouse's or registered domestic partner's share) to the business entity or trust from that source was \$10,000 or more during the reporting period. (See Reference Pamphlet, page 12, for examples.) Income from governmental sources may be reportable if not considered salary. See Regulation 18232. Loans from commercial lending institutions made in the lender's regular course of business on terms available to members of the public without regard to your official status are not reportable.
- Disclose each individual or entity that was a source of commission income of \$10,000 or more during the reporting period through the business entity identified in Part 1. (See Reference Pamphlet, page 9.)

You may be required to disclose sources of income located outside your jurisdiction. For example, you may have a client who resides outside your jurisdiction who does business on a regular basis with you. Such a client, if a reportable source of \$10,000 or more, must be disclosed.

Mark "None" if you do not have any reportable \$10,000 sources of income to disclose. Phrases such as "various clients" or "not disclosing sources pursuant to attorney-client privilege" are not adequate disclosure. (See Reference Pamphlet, page 15, for information on procedures to request an exemption from disclosing privileged information.)

**Part 4.** Report any investments or interests in real property held or leased **by the entity or trust** identified in Part 1 if your pro rata share of the interest held was \$2,000 or more during the reporting period. Attach additional schedules or use FPPC's Form 700 Excel spreadsheet if needed.

- Check the applicable box identifying the interest held as real property or an investment.
- If investment, provide the name and description of the business entity.
- If real property, report the precise location (e.g., an assessor's parcel number or address).
- Check the box indicating the highest fair market value of your interest in the real property or investment during the reporting period. (Report the fair market value of the portion of your residence claimed as a tax deduction if you are utilizing your residence for business purposes.)
- Identify the nature of your interest.
- Enter the date acquired or disposed only if you initially acquired or entirely disposed of your interest in the property or investment during the reporting period.

**SCHEDULE B**  
**Interests in Real Property**  
 (Including Rental Income)

Name \_\_\_\_\_

▶ ASSESSOR'S PARCEL NUMBER OR STREET ADDRESS \_\_\_\_\_

CITY \_\_\_\_\_

---

FAIR MARKET VALUE      IF APPLICABLE, LIST DATE:

\$2,000 - \$10,000		
\$10,001 - \$100,000	____/____/24	____/____/24
\$100,001 - \$1,000,000	ACQUIRED	DISPOSED
Over \$1,000,000		

NATURE OF INTEREST

Ownership/Deed of Trust	Easement
Leasehold _____	_____
Yrs. remaining	Other

IF RENTAL PROPERTY, GROSS INCOME RECEIVED

\$0 - \$499	\$500 - \$1,000	\$1,001 - \$10,000
\$10,001 - \$100,000	OVER \$100,000	

SOURCES OF RENTAL INCOME: If you own a 10% or greater interest, list the name of each tenant that is a single source of income of \$10,000 or more.

None

▶ ASSESSOR'S PARCEL NUMBER OR STREET ADDRESS \_\_\_\_\_

CITY \_\_\_\_\_

---

FAIR MARKET VALUE      IF APPLICABLE, LIST DATE:

\$2,000 - \$10,000		
\$10,001 - \$100,000	____/____/24	____/____/24
\$100,001 - \$1,000,000	ACQUIRED	DISPOSED
Over \$1,000,000		

NATURE OF INTEREST

Ownership/Deed of Trust	Easement
Leasehold _____	_____
Yrs. remaining	Other

IF RENTAL PROPERTY, GROSS INCOME RECEIVED

\$0 - \$499	\$500 - \$1,000	\$1,001 - \$10,000
\$10,001 - \$100,000	OVER \$100,000	

SOURCES OF RENTAL INCOME: If you own a 10% or greater interest, list the name of each tenant that is a single source of income of \$10,000 or more.

None

\* You are not required to report loans from a commercial lending institution made in the lender's regular course of business on terms available to members of the public without regard to your official status. Personal loans and loans received not in a lender's regular course of business must be disclosed as follows:

NAME OF LENDER\* \_\_\_\_\_

ADDRESS (Business Address Acceptable) \_\_\_\_\_

BUSINESS ACTIVITY, IF ANY, OF LENDER \_\_\_\_\_

INTEREST RATE      TERM (Months/Years)

_____%	None	_____
--------	------	-------

HIGHEST BALANCE DURING REPORTING PERIOD

\$500 - \$1,000	\$1,001 - \$10,000
\$10,001 - \$100,000	OVER \$100,000

Guarantor, if applicable \_\_\_\_\_

NAME OF LENDER\* \_\_\_\_\_

ADDRESS (Business Address Acceptable) \_\_\_\_\_

BUSINESS ACTIVITY, IF ANY, OF LENDER \_\_\_\_\_

INTEREST RATE      TERM (Months/Years)

_____%	None	_____
--------	------	-------

HIGHEST BALANCE DURING REPORTING PERIOD

\$500 - \$1,000	\$1,001 - \$10,000
\$10,001 - \$100,000	OVER \$100,000

Guarantor, if applicable \_\_\_\_\_

Comments: \_\_\_\_\_





# Instructions – Schedule C

## Income, Loans, & Business Positions

### (Income Other Than Gifts and Travel Payments)

---

#### Reporting Income:

Report the source and amount of gross income of \$500 or more you received during the reporting period. Gross income is the total amount of income before deducting expenses, losses, or taxes and includes loans other than loans from a commercial lending institution. (See Reference Pamphlet, page 12.) You must also report the source of income to your spouse or registered domestic partner if your community property share was \$500 or more during the reporting period.

The source and income must be reported only if the source is located in, doing business in, planning to do business in, or has done business during the previous two years in your agency's jurisdiction. (See Reference Pamphlet, page 14.) Reportable sources of income may be further limited by your disclosure category located in your agency's conflict of interest code.

#### Reporting Business Positions:

You must report your job title with each reportable business entity even if you received no income during the reporting period. Use the comments section to indicate that no income was received.

#### Commonly reportable income and loans include:

- Salary/wages, per diem, and reimbursement for expenses including travel payments provided by your employer
- Community property interest (50%) in your spouse's or registered domestic partner's income - **report the employer's name and all other required information**
- Income from investment interests, such as partnerships, reported on Schedule A-1
- Commission income not required to be reported on Schedule A-2 (See Reference Pamphlet, page 9.)
- Gross income from any sale, including the sale of a house or car (Report your pro rata share of the total sale price.)
- Rental income not required to be reported on Schedule B
- Prizes or awards not disclosed as gifts
- Payments received on loans you made to others
- An honorarium received prior to becoming a public official (See Reference Pamphlet, page 11.)
- Incentive compensation (See Reference Pamphlet, page 13.)

#### Reminders

- Code filers – your disclosure categories may not require disclosure of all sources of income.
- If you or your spouse or registered domestic partner are self-employed, report the business entity on Schedule A-2.
- Do not disclose on Schedule C income, loans, or business positions already reported on Schedules A-2 or B.

#### You are not required to report:

- Salary, reimbursement for expenses or per diem, or social security, disability, or other similar benefit payments received by you or your spouse or registered domestic partner from a federal, state, or local government agency.
- Stock dividends and income from the sale of stock unless the source can be identified.
- Income from a PERS retirement account.

(See Reference Pamphlet, page 13.)

#### To Complete Schedule C:

##### Part 1. Income Received/Business Position Disclosure

- Disclose the name and address of each source of income or each business entity with which you held a business position.
- Provide a general description of the business activity if the source is a business entity.
- Check the box indicating the amount of gross income received.
- Identify the consideration for which the income was received.
- For income from commission sales, check the box indicating the gross income received and list the name of each source of commission income of \$10,000 or more. (See Reference Pamphlet, page 9.) **Note: If you receive commission income on a regular basis or have an ownership interest of 10% or more, you must disclose the business entity and the income on Schedule A-2.**
- Disclose the job title or business position, if any, that you held with the business entity, even if you did not receive income during the reporting period.

##### Part 2. Loans Received or Outstanding During the Reporting Period

- Provide the name and address of the lender.
- Provide a general description of the business activity if the lender is a business entity.
- Check the box indicating the highest balance of the loan during the reporting period.
- Disclose the interest rate and the term of the loan.
  - For variable interest rate loans, disclose the conditions of the loan (e.g., Prime + 2) or the average interest rate paid during the reporting period.
  - The term of the loan is the total number of months or years given for repayment of the loan at the time the loan was entered into.
- Identify the security, if any, for the loan.

## SCHEDULE D Income – Gifts

Name \_\_\_\_\_

▶ NAME OF SOURCE *(Not an Acronym)*

\_\_\_\_\_

ADDRESS *(Business Address Acceptable)*

\_\_\_\_\_

BUSINESS ACTIVITY, IF ANY, OF SOURCE

\_\_\_\_\_

DATE (mm/dd/yy)	VALUE	DESCRIPTION OF GIFT(S)
___/___/___	\$ _____	_____
___/___/___	\$ _____	_____
___/___/___	\$ _____	_____

▶ NAME OF SOURCE *(Not an Acronym)*

\_\_\_\_\_

ADDRESS *(Business Address Acceptable)*

\_\_\_\_\_

BUSINESS ACTIVITY, IF ANY, OF SOURCE

\_\_\_\_\_

DATE (mm/dd/yy)	VALUE	DESCRIPTION OF GIFT(S)
___/___/___	\$ _____	_____
___/___/___	\$ _____	_____
___/___/___	\$ _____	_____

▶ NAME OF SOURCE *(Not an Acronym)*

\_\_\_\_\_

ADDRESS *(Business Address Acceptable)*

\_\_\_\_\_

BUSINESS ACTIVITY, IF ANY, OF SOURCE

\_\_\_\_\_

DATE (mm/dd/yy)	VALUE	DESCRIPTION OF GIFT(S)
___/___/___	\$ _____	_____
___/___/___	\$ _____	_____
___/___/___	\$ _____	_____

▶ NAME OF SOURCE *(Not an Acronym)*

\_\_\_\_\_

ADDRESS *(Business Address Acceptable)*

\_\_\_\_\_

BUSINESS ACTIVITY, IF ANY, OF SOURCE

\_\_\_\_\_

DATE (mm/dd/yy)	VALUE	DESCRIPTION OF GIFT(S)
___/___/___	\$ _____	_____
___/___/___	\$ _____	_____
___/___/___	\$ _____	_____

▶ NAME OF SOURCE *(Not an Acronym)*

\_\_\_\_\_

ADDRESS *(Business Address Acceptable)*

\_\_\_\_\_

BUSINESS ACTIVITY, IF ANY, OF SOURCE

\_\_\_\_\_

DATE (mm/dd/yy)	VALUE	DESCRIPTION OF GIFT(S)
___/___/___	\$ _____	_____
___/___/___	\$ _____	_____
___/___/___	\$ _____	_____

▶ NAME OF SOURCE *(Not an Acronym)*

\_\_\_\_\_

ADDRESS *(Business Address Acceptable)*

\_\_\_\_\_

BUSINESS ACTIVITY, IF ANY, OF SOURCE

\_\_\_\_\_

DATE (mm/dd/yy)	VALUE	DESCRIPTION OF GIFT(S)
___/___/___	\$ _____	_____
___/___/___	\$ _____	_____
___/___/___	\$ _____	_____

Comments: \_\_\_\_\_

## Instructions – Schedule D Income – Gifts

A gift is anything of value for which you have not provided equal or greater consideration to the donor. A gift is reportable if its fair market value is \$50 or more. In addition, multiple gifts totaling \$50 or more received during the reporting period from a single source must be reported.

It is the acceptance of a gift, not the ultimate use to which it is put, that imposes your reporting obligation. Except as noted below, you must report a gift even if you never used it or if you gave it away to another person.

If the exact amount of a gift is unknown, you must make a good faith estimate of the item's fair market value. Listing the value of a gift as "over \$50" or "value unknown" is not adequate disclosure. In addition, if you received a gift through an intermediary, you must disclose the name, address, and business activity of both the donor and the intermediary. You may indicate an intermediary either in the "source" field after the name or in the "comments" section at the bottom of Schedule D.

### Commonly reportable gifts include:

- Tickets/passes to sporting or entertainment events
- Tickets/passes to amusement parks
- Parking passes not used for official agency business
- Food, beverages, and accommodations, including those provided in direct connection with your attendance at a convention, conference, meeting, social event, meal, or like gathering
- Rebates/discounts not made in the regular course of business to members of the public without regard to official status
- Wedding gifts (See Reference Pamphlet, page 17)
- An honorarium received prior to assuming office (You may report an honorarium as income on Schedule C, rather than as a gift on Schedule D, if you provided services of equal or greater value than the payment received. See Reference Pamphlet, page 11.)
- Transportation and lodging (See Schedule E.)
- Forgiveness of a loan received by you

### Reminders

- Gifts from a single source are subject to a \$630 limit for calendar years 2025 and 2026. The gift limit in calendar year 2024 was \$590. (See Reference Pamphlet, page 11.)
- Code filers – you only need to report gifts from reportable sources.

### You are not required to disclose:

- Gifts that were not used and that, within 30 days after receipt, were returned to the donor or delivered to a charitable organization or government agency without being claimed by you as a charitable contribution for tax purposes
- Gifts from your spouse or registered domestic partner, child, parent, grandparent, grandchild, brother, sister, and certain other family members (See Regulation 18942 for a complete list.). The exception does not apply if the donor was acting as an agent or intermediary for a reportable source who was the true donor.
- Gifts of similar value exchanged between you and an individual, other than a lobbyist registered to lobby your state agency, on holidays, birthdays, or similar occasions
- Gifts of informational material provided to assist you in the performance of your official duties (e.g., books, pamphlets, reports, calendars, periodicals, or educational seminars)
- A monetary bequest or inheritance (However, inherited investments or real property may be reportable on other schedules.)
- Personalized plaques or trophies with an individual value of less than \$250
- Campaign contributions
- Up to two tickets, for your own use, to attend a fundraiser for a campaign committee or candidate, or to a fundraiser for an organization exempt from taxation under Section 501(c)(3) of the Internal Revenue Code. The ticket must be received from the organization or committee holding the fundraiser.
- Gifts given to members of your immediate family if the source has an established relationship with the family member and there is no evidence to suggest the donor had a purpose to influence you. (See Regulation 18943.)
- Free admission, food, and nominal items (such as a pen, pencil, mouse pad, note pad or similar item) available to all attendees, at the event at which the official makes a speech (as defined in Regulation 18950(b)(2)), so long as the admission is provided by the person who organizes the event.
- Any other payment not identified above, that would otherwise meet the definition of gift, where the payment is made by an individual who is not a lobbyist registered to lobby the official's state agency, where it is clear that the gift was made because of an existing personal or business relationship unrelated to the official's position and there is no evidence whatsoever at the time the gift is made to suggest the donor had a purpose to influence you.

### To Complete Schedule D:

- Disclose the full name (not an acronym), address, and, if a business entity, the business activity of the source.
- Provide the date (month, day, and year) of receipt, and disclose the fair market value and description of the gift.

**SCHEDULE E**  
**Income – Gifts**  
**Travel Payments, Advances,**  
**and Reimbursements**

Name \_\_\_\_\_

- Mark either the gift or income box.
- Mark the “501(c)(3)” box for a travel payment received from a nonprofit 501(c)(3) organization or the “Speech” box if you made a speech or participated in a panel. Per Government Code Section 89506, these payments may not be subject to the gift limit. However, they may result in a disqualifying conflict of interest.
- For gifts of travel, provide the travel destination.

▶ NAME OF SOURCE *(Not an Acronym)* \_\_\_\_\_

ADDRESS *(Business Address Acceptable)* \_\_\_\_\_

CITY AND STATE \_\_\_\_\_

501 (c)(3) or DESCRIBE BUSINESS ACTIVITY, IF ANY, OF SOURCE \_\_\_\_\_

DATE(S): \_\_\_\_/\_\_\_\_/\_\_\_\_ - \_\_\_\_/\_\_\_\_/\_\_\_\_ AMT: \$ \_\_\_\_\_  
*(If gift)*

▶ MUST CHECK ONE:      Gift **-or-**      Income

    Made a Speech/Participated in a Panel \_\_\_\_\_

    Other - Provide Description \_\_\_\_\_

▶ If Gift, Provide Travel Destination \_\_\_\_\_

▶ NAME OF SOURCE *(Not an Acronym)* \_\_\_\_\_

ADDRESS *(Business Address Acceptable)* \_\_\_\_\_

CITY AND STATE \_\_\_\_\_

501 (c)(3) or DESCRIBE BUSINESS ACTIVITY, IF ANY, OF SOURCE \_\_\_\_\_

DATE(S): \_\_\_\_/\_\_\_\_/\_\_\_\_ - \_\_\_\_/\_\_\_\_/\_\_\_\_ AMT: \$ \_\_\_\_\_  
*(If gift)*

▶ MUST CHECK ONE:      Gift **-or-**      Income

    Made a Speech/Participated in a Panel \_\_\_\_\_

    Other - Provide Description \_\_\_\_\_

▶ If Gift, Provide Travel Destination \_\_\_\_\_

▶ NAME OF SOURCE *(Not an Acronym)* \_\_\_\_\_

ADDRESS *(Business Address Acceptable)* \_\_\_\_\_

CITY AND STATE \_\_\_\_\_

501 (c)(3) or DESCRIBE BUSINESS ACTIVITY, IF ANY, OF SOURCE \_\_\_\_\_

DATE(S): \_\_\_\_/\_\_\_\_/\_\_\_\_ - \_\_\_\_/\_\_\_\_/\_\_\_\_ AMT: \$ \_\_\_\_\_  
*(If gift)*

▶ MUST CHECK ONE:      Gift **-or-**      Income

    Made a Speech/Participated in a Panel \_\_\_\_\_

    Other - Provide Description \_\_\_\_\_

▶ If Gift, Provide Travel Destination \_\_\_\_\_

▶ NAME OF SOURCE *(Not an Acronym)* \_\_\_\_\_

ADDRESS *(Business Address Acceptable)* \_\_\_\_\_

CITY AND STATE \_\_\_\_\_

501 (c)(3) or DESCRIBE BUSINESS ACTIVITY, IF ANY, OF SOURCE \_\_\_\_\_

DATE(S): \_\_\_\_/\_\_\_\_/\_\_\_\_ - \_\_\_\_/\_\_\_\_/\_\_\_\_ AMT: \$ \_\_\_\_\_  
*(If gift)*

▶ MUST CHECK ONE:      Gift **-or-**      Income

    Made a Speech/Participated in a Panel \_\_\_\_\_

    Other - Provide Description \_\_\_\_\_

▶ If Gift, Provide Travel Destination \_\_\_\_\_

**Comments:** \_\_\_\_\_

# Instructions – Schedule E Travel Payments, Advances, and Reimbursements

Travel payments reportable on Schedule E include advances and reimbursements for travel and related expenses, including lodging and meals.

Gifts of travel may be subject to the gift limit. In addition, certain travel payments are reportable gifts, but are not subject to the gift limit. To avoid possible misinterpretation or the perception that you have received a gift in excess of the gift limit, you may wish to provide a specific description of the purpose of your travel. (See the FPPC fact sheet entitled "Limitations and Restrictions on Gifts, Honoraria, Travel, and Loans" to read about travel payments under section 89506(a).)

**You are not required to disclose:**

- Travel payments received from any state, local, or federal government agency for which you provided services equal or greater in value than the payments received, such as reimbursement for travel on agency business from your government agency employer.
- A payment for travel from another local, state, or federal government agency and related per diem expenses when the travel is for education, training or other inter-agency programs or purposes.
- Travel payments received from your employer in the normal course of your employment that are included in the income reported on Schedule C.
- A travel payment that was received from a nonprofit entity exempt from taxation under Internal Revenue Code Section 501(c)(3) for which you provided equal or greater consideration, such as reimbursement for travel on business for a 501(c)(3) organization for which you are a board member.

**Note: Certain travel payments may not be reportable if reported via email on Form 801 by your agency.**

**To Complete Schedule E:**

- Disclose the full name (not an acronym) and address of the source of the travel payment.
- Identify the business activity if the source is a business entity.
- Check the box to identify the payment as a gift or income, report the amount, and disclose the date(s).
  - **Travel payments are gifts** if you did not provide services that were equal to or greater in value than the payments received. You must disclose gifts totaling \$500 or more from a single source during the period covered by the statement.

When reporting travel payments that are gifts, you must provide a description of the gift, the **date(s)** received, and the **travel destination**.

- **Travel payments are income** if you provided services that were equal to or greater in value than the

payments received. You must disclose income totaling \$500 or more from a single source during the period covered by the statement. You have the burden of proving the payments are income rather than gifts. When reporting travel payments as income, you must describe the services you provided in exchange for the payment. You are not required to disclose the date(s) for travel payments that are income.

**Example:**

City council member MaryClaire Chandler is the chair of a 501(c)(6) trade association, and the association pays for MaryClaire's travel to attend its meetings. Because MaryClaire is deemed to be providing equal or greater consideration for the travel payment by virtue of serving on the board, this payment may be reported as income. Payments for MaryClaire to attend other events for which they are not providing services are likely considered gifts.

<small>▶ NAME OF SOURCE (Not an Acronym)</small>	
Health Services Trade Association	
<small>ADDRESS (Business Address Acceptable)</small>	
1230 K Street, Suite 610	
<small>CITY AND STATE</small>	
Sacramento, CA	
<input type="checkbox"/> 501 (c)(3) or DESCRIBE BUSINESS ACTIVITY, IF ANY, OF SOURCE	
Association of Healthcare Workers	
<small>DATE(S):</small> ___/___/___ <small>(if gift)</small> <small>AMT: \$</small> 550.00	
<small>▶ MUST CHECK ONE:</small> <input type="checkbox"/> Gift <input checked="" type="checkbox"/> -or- <input checked="" type="checkbox"/> Income	
<input type="radio"/> Made a Speech/Participated in a Panel	
<input checked="" type="radio"/> Other - Provide Description <u>Travel reimbursement for board meeting.</u>	
<small>▶ If Gift, Provide Travel Destination</small> _____	

Note that the same payment from a 501(c)(3) would NOT be reportable.

**Example:**

Mayor Kim travels to China on a trip organized by China Silicon Valley Business Development, a California nonprofit, 501(c)(6) organization. The Chengdu Municipal People's Government pays for Mayor Kim's airfare and travel costs, as well as meals and lodging during the trip. The trip's agenda shows that the trip's purpose is to promote job creation and economic activity in China and in Silicon Valley, so the trip is reasonably related to a governmental purpose.

<small>▶ NAME OF SOURCE (Not an Acronym)</small>	
Chengdu Municipal People's Government	
<small>ADDRESS (Business Address Acceptable)</small>	
2 Caoshi St. CaoShiJie, Qingyang Qu, Chengdu Shi,	
<small>CITY AND STATE</small>	
Sichuan Sheng, China, 610000	
<input type="checkbox"/> 501 (c)(3) or DESCRIBE BUSINESS ACTIVITY, IF ANY, OF SOURCE	
<small>DATE(S):</small> 09 / 04 / XX - 09 / 08 / XX <small>(if gift)</small> <small>AMT: \$</small> 3,874.38	
<small>▶ MUST CHECK ONE:</small> <input checked="" type="checkbox"/> Gift <input checked="" type="checkbox"/> -or- <input type="checkbox"/> Income	
<input type="radio"/> Made a Speech/Participated in a Panel	
<input checked="" type="radio"/> Other - Provide Description <u>Travel reimbursement for trip to China.</u>	
<small>▶ If Gift, Provide Travel Destination</small> <u>Sichuan Sheng, China</u>	

Thus, Mayor Kim must report the gift of travel, but the gift is exempt from the gift limit. In this case, the travel payments are not subject to the gift limit because the source is a foreign government and because the travel is reasonably related to a governmental purpose. (Section 89506(a)(2).) Note that Mayor Kim could be disqualified from participating in or making decisions about The Chengdu Municipal People's Government for 12 months. Also note that if China Silicon Valley Business Development (a 501(c)(6) organization) paid for the travel costs rather than the governmental organization, the payments would be subject to the gift limits. (See the FPPC fact sheet, Limitations and Restrictions on Gifts, Honoraria, Travel and Loans, at [www.fppc.ca.gov](http://www.fppc.ca.gov).)

## Restrictions and Prohibitions

The Political Reform Act (Gov. Code Sections 81000-91014) requires most state and local government officials and employees to publicly disclose their economic interests including personal assets and income. The Act's conflict of interest provisions also disqualify a public official from taking part in a governmental decision if it is reasonably foreseeable that the decision will have a material financial effect on these economic interests as well as the official's personal finances and those of immediate family. (Gov. Code Sections 87100 and 87103.) The Fair Political Practices Commission (FPPC) is the state agency responsible for issuing the attached Statement of Economic Interests, Form 700, and for interpreting the Act's provisions.

### Gift Prohibition

Gifts received by most state and local officials, employees, and candidates are subject to a limit. In 2025-2026, the gift limit increased to \$630 from a single source during a calendar year. The gift limit in calendar year 2024 was \$590.

Additionally, state officials, state candidates, and certain state employees are subject to a \$10 limit per calendar month on gifts from lobbyists and lobbying firms registered with the Secretary of State. See Reference Pamphlet, page 11.

State and local officials and employees should check with their agency to determine if other restrictions apply.

### Disqualification

Public officials are, under certain circumstances, required to disqualify themselves from making, participating in, or attempting to influence governmental decisions that will affect their economic interests. This may include interests they are not required to disclose. For example, a personal residence is often not reportable, but may be grounds for disqualification. Specific disqualification requirements apply to 87200 filers (e.g., city councilmembers, members of boards of supervisors, planning commissioners, etc.). These officials must publicly identify the economic interest that creates a conflict of interest and leave the room before a discussion or vote takes place at a public meeting. For more information, consult Government Code Section 87105, Regulation 18707, and the Guide to Recognizing Conflicts of Interest page at [www.fppc.ca.gov](http://www.fppc.ca.gov).

### Honorarium Ban

Most state and local officials, employees, and candidates are prohibited from accepting an honorarium for any speech given, article published, or attendance at a conference, convention, meeting, or like gathering. (See Reference Pamphlet, page 11.)

### Loan Restrictions

Certain state and local officials are subject to restrictions on loans. (See Reference Pamphlet, page 15.)

### Post-Governmental Employment

There are restrictions on representing clients or employers before former agencies. The provisions apply to elected state officials, most state employees, local elected officials, county chief administrative officers, city managers, including the chief administrator of a city, and general managers or chief administrators of local special districts and JPAs. The FPPC website has fact sheets explaining the provisions.

### Late Filing

The filing officer who retains originally-signed or electronically filed statements of economic interests may impose on an individual a fine for any statement that is filed late. The fine is \$10 per day up to a maximum of \$100. Late filing penalties may be reduced or waived under certain circumstances.

Persons who fail to timely file their Form 700 may be referred to the FPPC's Enforcement Division (and, in some cases, to the Attorney General or district attorney) for investigation and possible prosecution. In addition to the late filing penalties, a fine of up to \$5,000 per violation may be imposed.

**For assistance** concerning reporting, prohibitions, and restrictions under the Act:

- Email questions to [advice@fppc.ca.gov](mailto:advice@fppc.ca.gov).
- Call the FPPC toll-free at (866) 275-3772.

### Form 700 is a Public Document Public Access Must Be Provided

Statements of Economic Interests are public documents. The filing officer must permit any member of the public to inspect and receive a copy of any statement.

- Statements must be available as soon as possible during the agency's regular business hours, but in any event not later than the second business day after the statement is received. Access to the Form 700 is not subject to the Public Records Act procedures.
- No conditions may be placed on persons seeking access to the forms.
- No information or identification may be required from persons seeking access.
- Reproduction fees of no more than 10 cents per page may be charged.

## Questions and Answers

---

### General

- Q. What is the reporting period for disclosing interests on an assuming office statement or a candidate statement?
- A. On an assuming office statement, disclose all reportable investments, interests in real property, and business positions held on the date you assumed office. In addition, you must disclose income (including loans, gifts and travel payments) received during the 12 months prior to the date you assumed office.

On a candidate statement, disclose all reportable investments, interests in real property, and business positions held on the date you file your declaration of candidacy. You must also disclose income (including loans, gifts and travel payments) received during the 12 months prior to the date you file your declaration of candidacy.

- Q. I hold two other board positions in addition to my position with the county. Must I file three statements of economic interests?
- A. Yes, three are required. However, you may instead complete an expanded statement listing the county and the two boards on the Cover Page or an attachment as the agencies for which you will be filing. Disclose all reportable economic interests in all three jurisdictions on the expanded statement. File the expanded statement for your primary position providing an original “wet” signature unless filed with a secure electronic signature. (See page 4 above.) File copies of the expanded statement with the other two agencies as required by Regulation 18723.1(c). Remember to complete separate statements for positions that you leave or assume during the year.
- Q. I am a department head who recently began acting as city manager. Should I file as the city manager?
- A. Yes. File an assuming office statement as city manager. Persons serving as “acting,” “interim,” or “alternate” must file as if they hold the position because they are or may be performing the duties of the position.

- Q. My spouse and I are currently separated and in the process of obtaining a divorce. Must I still report my spouse’s income, investments, and interests in real property?
- A. Yes. A public official must continue to report a spouse’s economic interests until such time as dissolution of marriage proceedings is final. However, if a separate property agreement has been reached prior to that time, your estranged spouse’s income may not have to be reported. Contact the FPPC for more information.
- Q. As a designated employee, I left one state agency to work for another state agency. Must I file a leaving office statement?
- A. Yes. You may also need to file an assuming office statement for the new agency.

### Investment Disclosure

- Q. I have an investment interest in shares of stock in a company that does not have an office in my jurisdiction. Must I still disclose my investment interest in this company?
- A. Probably. The definition of “doing business in the jurisdiction” is not limited to whether the business has an office or physical location in your jurisdiction. (See Reference Pamphlet, page 14.)
- Q. My spouse and I have a living trust. The trust holds rental property in my jurisdiction, our primary residence, and investments in diversified mutual funds. I have full disclosure. How is this trust disclosed?
- A. Disclose the name of the trust, the rental property and its income on Schedule A-2. Your primary residence and investments in diversified mutual funds registered with the SEC are not reportable.
- Q. I am required to report all investments. I have an IRA that contains stocks through an account managed by a brokerage firm. Must I disclose these stocks even though they are held in an IRA and I did not decide which stocks to purchase?
- A. Yes. Disclose on Schedule A-1 or A-2 any stock worth \$2,000 or more in a business entity located in or doing business in your jurisdiction.

## Questions and Answers Continued

---

- Q. The value of my stock changed during the reporting period. How do I report the value of the stock?
- A. You are required to report the highest value that the stock reached during the reporting period. You may use your monthly statements to determine the highest value. You may also use the entity's website to determine the highest value. You are encouraged to keep a record of where you found the reported value. Note that for an assuming office statement, you must report the value of the stock on the date you assumed office.
- Q. I am the sole owner of my business, an S-Corporation. I believe that the nature of the business is such that it cannot be said to have any "fair market value" because it has no assets. I operate the corporation under an agreement with a large insurance company. My contract does not have resale value because of its nature as a personal services contract. Must I report the fair market value for my business on Schedule A-2 of the Form 700?
- A. Yes. Even if there are no *tangible* assets, intangible assets, such as relationships with companies and clients are commonly sold to qualified professionals. The "fair market value" is often quantified for other purposes, such as marital dissolutions or estate planning. In addition, the IRS presumes that "personal services corporations" have a fair market value. A professional "book of business" and the associated goodwill that generates income are not without a determinable value. The Form 700 does not require a precise fair market value; it is only necessary to check a box indicating the broad range within which the value falls.
- Q. I own stock in IBM and must report this investment on Schedule A-1. I initially purchased this stock in the early 1990s; however, I am constantly buying and selling shares. Must I note these dates in the "Acquired" and "Disposed" fields?
- A. No. You must only report dates in the "Acquired" or "Disposed" fields when, during the reporting period, you initially purchase a reportable investment worth \$2,000 or more or when you dispose of the entire investment. You are not required to track the partial trading of an investment.
- Q. On last year's filing I reported stock in Encoe valued at \$2,000 - \$10,000. Late last year the value of this stock fell below and remains at less than \$2,000. How should this be reported on this year's statement?
- A. You are not required to report an investment if the value was less than \$2,000 during the **entire** reporting period. However, because a disposed date is not required for stocks that fall below \$2,000, you may want to report the stock and note in the "comments" section that the value fell below \$2,000. This would be for informational purposes only; it is not a requirement.
- Q. We have a Section 529 account set up to save money for our son's college education. Is this reportable?
- A. If the Section 529 account contains reportable interests (e.g., common stock valued at \$2,000 or more), those interests are reportable (not the actual Section 529 account). If the account contains solely mutual funds, then nothing is reported.

### Income Disclosure

- Q. I reported a business entity on Schedule A-2. Clients of my business are located in several states. Must I report all clients from whom my pro rata share of income is \$10,000 or more on Schedule A-2, Part 3?
- A. No, only the clients located in or doing business on a regular basis in your jurisdiction must be disclosed.
- Q. I believe I am not required to disclose the names of clients from whom my pro rata share of income is \$10,000 or more on Schedule A-2 because of their right to privacy. Is there an exception for reporting clients' names?
- A. Regulation 18740 provides a procedure for requesting an exemption to allow a client's name not to be disclosed if disclosure of the name would violate a legally recognized privilege under California or Federal law. This regulation may be obtained from our website at [www.fppc.ca.gov](http://www.fppc.ca.gov). (See Reference Pamphlet, page 15.)

## Questions and Answers Continued

---

Q. I am sole owner of a private law practice that is not reportable based on my limited disclosure category. However, some of the sources of income to my law practice are from reportable sources. Do I have to disclose this income?

A. Yes, even though the law practice is not reportable, reportable sources of income to the law practice of \$10,000 or more must be disclosed. This information would be disclosed on Schedule C with a note in the "comments" section indicating that the business entity is not a reportable investment. The note would be for informational purposes only; it is not a requirement.

Q. I am the sole owner of my business. Where do I disclose my income - on Schedule A-2 or Schedule C?

A. Sources of income to a business in which you have an ownership interest of 10% or greater are disclosed on Schedule A-2. (See Reference Pamphlet, page 9.)

Q. My spouse is a partner in a four-person firm where all of their business is based on their own billings and collections from various clients. How do I report my community property interest in this business and the income generated in this manner?

A. If your spouse's investment in the firm is 10% or greater, disclose 100% of your spouse's share of the business on Schedule A-2, Part 1 and 50% of your spouse's income on Schedule A-2, Parts 2 and 3. For example, a client of your spouse's must be a source of at least \$20,000 during the reporting period before the client's name is reported.

Q. How do I disclose my spouse's or registered domestic partner's salary?

A. Report the name of the employer as a source of income on Schedule C.

Q. I am a doctor. For purposes of reporting \$10,000 sources of income on Schedule A-2, Part 3, are the patients or their insurance carriers considered sources of income?

A. If your patients exercise sufficient control by selecting you instead of other doctors, then your patients, rather than their insurance carriers, are sources of income to you. (See Reference Pamphlet, page 15.)

Q. I received a loan from my grandfather to purchase my home. Is this loan reportable?

A. No. Loans received from family members are not reportable.

Q. Many years ago, I loaned my parents several thousand dollars, which they paid back this year. Do I need to report this loan repayment on my Form 700?

A. No. Payments received on a loan made to a family member are not reportable.

### Real Property Disclosure

Q. During this reporting period we switched our principal place of residence into a rental. I have full disclosure and the property is located in my agency's jurisdiction, so it is now reportable. Because I have not reported this property before, do I need to show an "acquired" date?

A. No, you are not required to show an "acquired" date because you previously owned the property. However, you may want to note in the "comments" section that the property was not previously reported because it was used exclusively as your residence. This would be for informational purposes only; it is not a requirement.

Q. I am a city manager, and I own a rental property located in an adjacent city, but one mile from the city limit. Do I need to report this property interest?

A. Yes. You are required to report this property because it is located within 2 miles of the boundaries of the city you manage.

Q. Must I report a home that I own as a personal residence for my daughter?

A. You are not required to disclose a home used as a personal residence for a family member unless you receive income from it, such as rental income.

Q. I am a co-signer on a loan for a rental property owned by a friend. Since I am listed on the deed of trust, do I need to report my friend's property as an interest in real property on my Form 700?

A. No. Simply being a co-signer on a loan for property does not create a reportable interest in that real property.

## Questions and Answers Continued

---

### Gift Disclosure

- Q. If I received a reportable gift of two tickets to a concert valued at \$100 each, but gave the tickets to a friend because I could not attend the concert, do I have any reporting obligations?
- A. Yes. Since you accepted the gift and exercised discretion and control of the use of the tickets, you must disclose the gift on Schedule D.
- Q. Julia and Jared Benson, a married couple, want to give a piece of artwork to a county supervisor. Is each spouse considered a separate source for purposes of the gift limit and disclosure?
- A. Yes, each spouse may make a gift valued at the gift limit during a calendar year. For example, during 2025 the gift limit was \$630, so the Bensons may have given the supervisor artwork valued at no more than \$1,260. The supervisor must identify Jared and Julia Benson as the sources of the gift.
- Q. I am a Form 700 filer with full disclosure. Our agency holds a holiday raffle to raise funds for a local charity. I bought \$10 worth of raffle tickets and won a gift basket valued at \$120. The gift basket was donated by Doug Brewer, a citizen in our city. At the same event, I bought raffle tickets for, and won a quilt valued at \$70. The quilt was donated by a coworker. Are these reportable gifts?
- A. Because the gift basket was donated by an outside source (not an agency employee), you have received a reportable gift valued at \$110 (the value of the basket less the consideration paid). The source of the gift is Doug Brewer and the agency is disclosed as the intermediary. Because the quilt was donated by an employee of your agency, it is not a reportable gift.
- Q. My agency is responsible for disbursing grants. An applicant (501(c)(3) organization) met with agency employees to present its application. At this meeting, the applicant provided food and beverages. Would the food and beverages be considered gifts to the employees? These employees are designated in our agency's conflict of interest code and the applicant is a reportable source of income under the code.
- A. Yes. If the value of the food and beverages consumed by any one filer, plus any other gifts received from the same source during the reporting period total \$50 or more, the food and beverages would be reported using the fair market value and would be subject to the gift limit.
- Q. I received free admission to an educational conference related to my official duties. Part of the conference fees included a round of golf. Is the value of the golf considered informational material?
- A. No. The value of personal benefits, such as golf, attendance at a concert, or sporting event, are gifts subject to reporting and limits.



### ASSESSMENT APPEALS BOARD NO. 3

The below listed summary of seats, term expirations and membership information shall serve as notice of vacancies, upcoming term expirations, and information on currently held seats, appointed by the Board of Supervisors. Appointments by other bodies are listed, if available.

Seat numbers listed as "VACANT" are open for immediate appointment. However, you are able to submit applications for all seats and your application will be maintained for one year, in the event that an unexpected vacancy or opening occurs.

#### Membership and Seat Qualifications

Seat #	Appointing Authority	Seat Holder	Term Ending	Qualification
1	BOS	Franco Cirelli	9/4/28	Must have a minimum of five years professional experience in the State of California as one of the following: Certified Public Accountant or Public Accountant; licensed Real Estate Broker; Attorney; or a Property Appraiser accredited by a nationally recognized professional organization, certified by the Office of Real Estate Appraisers, or certified by the State Board of Equalization. Term: 3-years (beginning on the first Monday in September).
2	BOS	VACANT	9/1/27	Must have a minimum of five years professional experience in the State of California as one of the following: Certified Public Accountant or Public Accountant; licensed Real Estate Broker; Attorney; or a Property Appraiser accredited by a nationally recognized professional organization, certified by the Office of Real Estate Appraisers, or

Seat #	Appointing Authority	Seat Holder	Term Ending	Qualification
				certified by the State Board of Equalization. Term: 3-years (beginning on the first Monday in September).
3	BOS	VACANT	9/7/26	Must have a minimum of five years professional experience in the State of California as one of the following: Certified Public Accountant or Public Accountant; licensed Real Estate Broker; Attorney; or a Property Appraiser accredited by a nationally recognized professional organization, certified by the Office of Real Estate Appraisers, or certified by the State Board of Equalization. Term: 3-years (beginning on the first Monday in September).
4	BOS	James Reynolds	9/4/28	Must have a minimum of five years professional experience in the State of California as one of the following: Certified Public Accountant or Public Accountant; licensed Real Estate Broker; Attorney; or a Property Appraiser accredited by a nationally recognized professional organization, certified by the Office of Real Estate Appraisers, or certified by the State Board of Equalization. Term: 3-years (beginning on the first Monday in September).

Seat #	Appointing Authority	Seat Holder	Term Ending	Qualification
5	BOS	Mark Dickow	9/6/27	<p>Must have a minimum of five years professional experience in the State of California as one of the following: Certified Public Accountant or Public Accountant; licensed Real Estate Broker; Attorney; or a Property Appraiser accredited by a nationally recognized professional organization, certified by the Office of Real Estate Appraisers, or certified by the State Board of Equalization.</p> <p>Term: 3-years (beginning on the first Monday in September).</p>
6	BOS	Kristine Nelson	9/4/28	<p>Must have a minimum of five years professional experience in the State of California as one of the following: Certified Public Accountant or Public Accountant; licensed Real Estate Broker; Attorney; or a Property Appraiser accredited by a nationally recognized professional organization, certified by the Office of Real Estate Appraisers, or certified by the State Board of Equalization. (ALTERNATE MEMBER)</p> <p>Term: 3-years (beginning on the first Monday in September).</p>

Seat #	Appointing Authority	Seat Holder	Term Ending	Qualification
7	BOS	VACANT	9/4/28	Must have a minimum of five years professional experience in the State of California as one of the following: Certified Public Accountant or Public Accountant; licensed Real Estate Broker; Attorney; or a Property Appraiser accredited by a nationally recognized professional organization, certified by the Office of Real Estate Appraisers, or certified by the State Board of Equalization. (ALTERNATE MEMBER) Term: 3-years (beginning on the first Monday in September).
8	BOS	VACANT	9/7/26	Must have a minimum of five years professional experience in the State of California as one of the following: Certified Public Accountant or Public Accountant; licensed Real Estate Broker; Attorney; or a Property Appraiser accredited by a nationally recognized professional organization, certified by the Office of Real Estate Appraisers, or certified by the State Board of Equalization. (ALTERNATE MEMBER) Term: 3-years (beginning on the first Monday in September).

**Prohibition:** No member shall, within the three years immediately preceding his/her appointment to the Board, have been an employee of an assessor's office.

Interested persons may obtain an application from the Assessment Appeals Board website at <http://www.sfbos.org/aab/sites/default/files/BoardMemberApplication.pdf> and should be submitted to: 1 Dr. Carlton B. Goodlett Place, Room 244, San Francisco, CA 94102-4689. All applicants must be residents of San Francisco, unless otherwise stated.

### **FORM 700 FILING REQUIREMENT**

Pursuant to the Board of Supervisors Rules of Order all applicants applying for this body must complete and submit, with their application, a copy (**not original**) of a Statement of Economic Interests (Form 700). Applications will not be considered if a copy of Form 700 is not received.

#### **FORM 700 AVAILABLE HERE (Required)**

<https://www.fppc.ca.gov/Form700.html>

*Please Note: Depending upon the posting date, a vacancy may have already been filled. To determine if a vacancy for this Commission is still available, or if you require additional information, please call the Rules Committee Clerk at (415) 554-5184.*

**Next Steps:** Applicants who meet minimum qualifications will be contacted by the Rules Committee Clerk once the Rules Committee Chair determines the date of the hearing. Members of the Rules Committee will consider the appointment(s) at the meeting and applicant(s) may be asked to state their qualifications. The appointment of the individual(s) who is recommended by the Rules Committee will be forwarded to the Board of Supervisors for final approval.

---

#### **DESCRIPTION:**

The Assessment Appeals Board No. 3 consists of eight (8) members (five (5) regular members, and three (3) alternate members) all appointed by the Board of Supervisors. No person may concurrently hold a seat on more than one of the three Assessment Appeals Boards.

The Board members' term of office is three years, beginning on the first Monday in September. In the event of a vacancy, the newly appointed member shall serve for the remainder of the unexpired term.

The Board shall have the following qualifications as stated in the eligibility criteria set forth in California Revenue and Taxation Code, Section 1624.05, as follows: Must have a minimum of five years professional experience in the State of California as one of the following: Certified Public Accountant or Public Accountant; licensed Real Estate Broker; Attorney; or a Property Appraiser accredited by a nationally recognized professional organization, certified by the Office of Real Estate Appraisers, or certified by the State Board of Equalization.

**Hearing Officers:** The regular and alternate members of the Board shall also serve as hearing officers. The Clerk shall designate members to act as hearing officers for particular applications using a rotating system designed to assure that all members with

the same priority level have an equal opportunity over time to participate as hearing officers. The Clerk shall designate hearing officers in the following priority order: (1) the regular member of Assessment Appeals Board No. 3; (2) the alternate members of Assessment Appeals Board No. 3; (3) the alternate members of Assessment Appeals Board No. 2; (4) the alternate members of Assessment Appeals Board No. 1; (5) the regular members of Assessment Appeals Board No. 2; and (6) the regular members of Assessment Appeals Board No. 1. In their capacity as assessment hearing officers, the officers shall serve at the pleasure of and by contract with the Board of Supervisors.

**DUTIES:**

It shall be the duty of each Assessment Appeals Board to equalize the valuation of the taxable property within the City and County for the purposes of taxation in the manner and subject to the limitations contained in Article XIII of the California State Constitution. Assessment Appeals Board No. 3 shall have jurisdiction to hear applications for reductions only for property assessed at less than \$50,000,000, excluding applications involving possessory interests or real property located all or in part within Assessor's Block Nos. 1-876 or 3701-3899.

**COMPENSATION:**

\$175 for each one-half day of service

**REPORT:**

Pursuant to California Revenue and Taxation Code, Section 1639, the hearing officer shall prepare a summary report of the proceedings together with a recommendation on the application and shall transmit this report and recommendation to the Clerk of the Board of Supervisors.

**AUTHORITY:**

Administrative Code, Chapter 2B et seq. (Added by Ordinance No. 37-67; Amended by Ordinances Nos. 110-68, 82-94, 86-96, 393-98, 273-99, and 128-13) and California Revenue and Taxation Code, Section 1620-1630.

**SUNSET:**

None.

CONTACT:

Alistair Gibson  
Assessment Appeals Board  
City Hall, Room 405  
San Francisco, CA 94102  
(415) 554-6776  
[alistair.gibson@sfgov.org](mailto:alistair.gibson@sfgov.org)

UPDATED: December 3, 2025



Gender Analysis  
San Francisco Commissions and Boards  
FY 2020-2021





London N. Breed  
Mayor

City and County of San Francisco  
**Department on the Status of Women**



Dear Honorable Mayor London N. Breed and Board of Supervisors:

Please find attached the 2021 Gender Analysis of Commissions and Boards Report. We are pleased to share that under Mayor Breed's leadership, representation of women, people of color, and women of color on policy bodies continues to increase. Mayoral appointments are more diverse based on gender and race compared to both supervisorial appointments and appointments in general.

Overall, policy bodies have a larger percentage of women, members of the LGBTQIA+ community, and Veterans<sup>1</sup> than the general San Francisco population. The percentage of women of color and people with disabilities appointed to policy bodies is near equal to the general population. Fiscal year 2020-2021 saw the largest increase in representation of women on policy bodies since the Department on the Status of Women started collecting data in 2009. Women of color have the highest representation of appointees to date.

Black and African American women and men are notably well-represented on San Francisco policy bodies. Black women are 8 percent of appointees compared to 2.4 percent of the general San Francisco population, and Black men are 4 percent of appointees compared to 2.5 percent of the general San Francisco population. Additionally, almost 1-in-4 appointees who responded to the survey question identify as a member of the LGBTQIA+ community.

Commissions that oversee the largest budgets have members of the LGBTQIA+ community, people with disabilities, and Veterans represented at higher percentages than the general population.

While San Francisco continues to make strides in diversity, there is still work to do in achieving parity of representation for Latinx and Asian groups in appointed positions overall, as well as women, people of color, and women of color on Commissions overseeing the largest budgets. The Department applauds Mayor Breed for remaining committed to diversifying policy body appointments across all diversity categories, including for positions of influence and authority.

Thank you to Department staff who worked on this report and to members of the Commission on the Status of Women for their ongoing advocacy for intersectional gender equity efforts.

Kimberly Ellis, Director of the Department on the Status of Women

A handwritten signature in black ink, appearing to read "Kimberly Ellis".

---

<sup>1</sup> "Veterans" refers to people who have served and/or have an immediate family member who has served in the military.



## Table of Contents

I. Introduction.....	1
II. Findings .....	2
A. Gender.....	2
B. Race and Ethnicity.....	5
C. Race and Ethnicity by Gender.....	8
D. LGBTQIA+ Identity .....	10
E. Disability Status .....	11
F. Veteran Status .....	12
G. Policy Bodies by Budget.....	14
H. Comparison of Advisory Body, Commission, and Board Demographics .....	16
I. Demographics of Mayoral, Supervisorial, and Total Appointees.....	17
J. Religious Affiliations .....	18
III. Methodology and Limitations.....	19
IV. Conclusion.....	21
V. Appendix.....	23
VI. Acknowledgements.....	29

## Table of Figures

Figure 1: Summary Data of Policy Body Demographics, 2021.....	2
Figure 2: 12-Year Comparison of Representation of Women on Policy Bodies.....	2
Figure 3: Commissions and Boards with Highest Percentages of Women, 2021 Compared to 2017 and 2019.....	3
Figure 4: Commissions and Boards with Lowest Percentage of Women, 2021 Compared to 2017 and 2019.....	4
Figure 5: Advisory Bodies with the Highest Percentage of Women, 2021.....	4
Figure 6: 10-Year Comparison of Representation of People of Color on Policy Bodies.....	5
Figure 7: Race and Ethnicity of Appointees Compared to San Francisco Population, 2021.....	6
Figure 8: Commissions and Boards with Highest Percentage of People of Color, 2021 Compared to 2019 and 2017.....	7
Figure 9: Commissions and Boards with Lowest Percentage of People of Color, 2021 Compared to 2019 and 2017.....	7
Figure 10: 10-Year Comparison of Representation of Women of Color on Policy Bodies.....	8
Figure 11: Appointees by Race/Ethnicity and Gender, 2021.....	9
Figure 12: San Francisco Population by Race/Ethnicity, 2019.....	9
Figure 13: LGBTQIA+ Identity of Appointees, 2021.....	10
Figure 14: LGBTQIA+ Population of Appointees, 2019.....	11
Figure 15: Disability Status of Appointees, 2021.....	11
Figure 16: Appointees with One or More Disabilities by Gender Identity, 2021.....	12
Figure 17: San Francisco Adult Population with Military Service by Gender, 2019.....	13
Figure 18: Appointees with Military Service, 2021.....	13
Figure 19: Appointees with Military Service by Gender, 2021.....	14
Figure 20: Percent of Women, Women of Color, and People of Color on Commissions and Boards with Largest and Smallest Budgets in Fiscal Year 2020-2021.....	15
Figure 21: Demographics of Commissions and Boards with Largest Budgets, 2021.....	15
Figure 22: Demographics of Commissions and Boards with Smallest Budgets, 2021.....	16
Figure 23: Demographics of Appointees on Commission and Boards and Advisory Bodies, 2021.....	17
Figure 24: Demographics of Mayoral, Supervisorial, and Total Appointees, 2021.....	18
Figure 25: Religious Affiliations of Appointees, 2021.....	19
Figure 26: Policy Body Demographics, 2021.....	23
Figure 27: San Francisco Population Estimates by Race/Ethnicity and Gender, 2017.....	28

## Executive Summary

---

In 2008, San Francisco voters approved a City Charter Amendment (section 4.101) establishing as City policy for the membership of Commissions and Boards to reflect the diversity of San Francisco's population and appointing officials be urged to support the nomination, appointment, and confirmation of these candidates. Additionally, it requires the San Francisco Department on the Status of Women to conduct and publish a gender analysis of Commissions and Boards every two years.

The 2021 Gender Analysis of Commissions and Boards Report (2021 Gender Analysis Report) evaluates representation of the following groups across appointments to San Francisco policy bodies:

- Women
- People of color
- LGBTQIA+ individuals
- People with disabilities
- Veterans (or people who have immediate family members that have served)
- Various religious affiliations

The report includes policy bodies such as task forces, committees, and Advisory Bodies, in addition to Commissions and Boards.

This year, data was collected from 92 policy bodies and from a total of 349 members, mostly appointed by the Mayor and Board of Supervisors. The policy bodies surveyed for the 2021 Gender Analysis Report fall under two categories designated by the San Francisco Office of the City Attorney.<sup>2</sup> The first category, referred to as "Commissions and Boards," are policy bodies with decision-making authority and whose members are required to submit financial disclosures to the Ethics Commission. The second category, referred to as "Advisory Bodies," are policy bodies with advisory function whose members do not submit financial disclosures to the Ethics Commission. The report examines policy bodies and appointees both comprehensively as a whole and separately by the two categories.

Several changes were made to the survey questions for the 2021 Gender Analysis Report. Sexual Orientation and Gender Identity (SOGI) categories were aligned with the latest classifications used by the Office of Transgender Initiatives. The classification of Veteran Status was also expanded to include individuals with close family members that have served in the military and armed forces. This addition to Veteran Status was adopted based on feedback from previous reports.

While the overall number of policy bodies that submitted data increased compared to 2019, the total number of individual members who participated in the survey was dramatically less than the number who participated in 2019. Due to the pandemic, data collection methods

<sup>2</sup> "Sec. 3.1-103. Filing Officers." *American Legal Publishing Corporation*, [https://codelibrary.amlegal.com/codes/san\\_francisco/latest/sf\\_campaign/0-0-0-979](https://codelibrary.amlegal.com/codes/san_francisco/latest/sf_campaign/0-0-0-979).

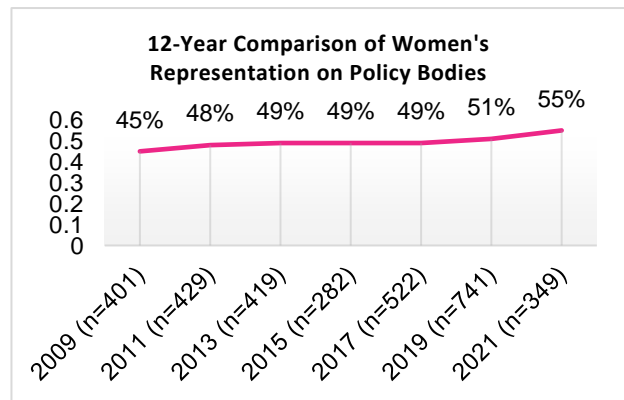
were limited compared to previous years, including the ability to conduct paper surveys and in-person meetings. Reliance on online surveying significantly reduced the level of participation, despite three to five direct contact efforts with policy bodies via phone and email. Moving forward, in addition to collecting data through paper/in-person surveys, when possible, the Department on the Status of Women recommends that all policy body appointees be required to take a training on the Gender Analysis survey process, alongside the required Ethics training, to guarantee participation.

Similarly, due to census data not being collected during COVID-19, updated demographic information on the general population of San Francisco was not available for years more recent than 2019. In this report, data on the San Francisco population references data from previous years (2015-2019) populations.

## Key Findings

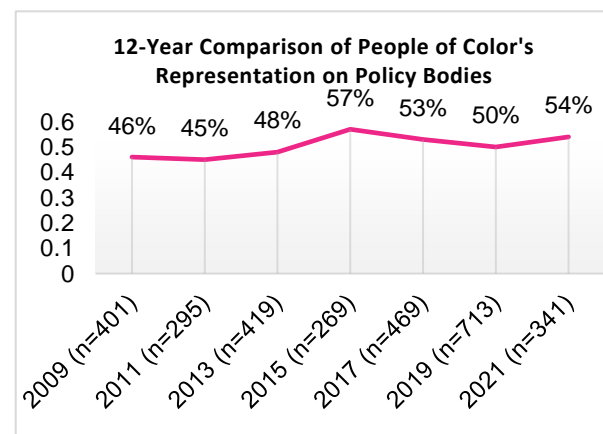
### Gender

- Women's representation on policy bodies is 55%, above parity with the San Francisco female population of 49%.
- FY 2021 oversaw the largest increase in the representation of women on San Francisco policy bodies since 2009.



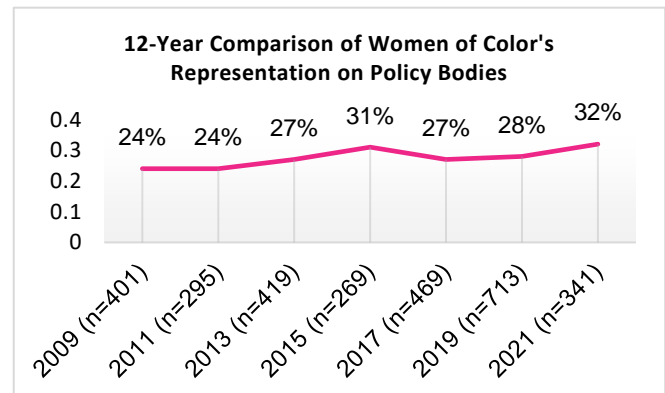
### Race and Ethnicity

- The representation of people of color on policy bodies is 54%. Comparatively, in San Francisco, 62% of the population identifies with a race other than white.
- While the overall representation of people of color has increased since the 2019 report at 50%, representation has still decreased compared to 57% in 2015.
- As found in previous reports, Latinx and Asian groups are underrepresented on San Francisco policy bodies as compared to the population. Latinx individuals are 15% of the population but make up only 9% of appointees. Asian individuals are 36% of the population but make up only 26% of appointees.



### **Race and Ethnicity by Gender**

- On the whole, women of color are 32% of the San Francisco population and 32% of appointees. This 4% increase is the highest representation of women of color appointees to date.



- Meanwhile, men of color are underrepresented at 21% of appointees compared to 31% of the San Francisco population.

- Both white women and men are overrepresented on San Francisco policy bodies. White women are 25% of appointees compared to 17% of the San Francisco population. White men are 21% of appointees compared to 20% of the population.
- Black and African American women and men are well-represented on San Francisco policy bodies. Black women are 8% of appointees compared to 2.4% of the population, and Black men are 4% of appointees compared to 2.5% of the population.
- Latinx women are 7% of the San Francisco population but 4% of appointees, and Latinx men are 7% of the population but 4% of appointees.
- Asian women are 17% of the San Francisco population but 15% of appointees, and Asian men are 15% of the population but 11% of appointees.

### **Additional Demographics**

- Out of the 74% of appointees who responded to the survey question on LGBTQIA+ identity, 23% identify as lesbian, gay, bisexual, transgender, nonbinary, queer, or questioning, and 77% of appointees identify as straight/heterosexual.
- Out of the 70% of appointees who responded to the question on Disability Status, 12.6% identify as having one or more disabilities, which is just above parity of the 12% of the adult population with a Disability Status in San Francisco.
- Out of the 67% of appointees who responded to the question on Veteran Status, 22% have served in the military (or have an immediate family member who has served) compared to 3% of the San Francisco population (census data on military service does not include immediate family members who have served).

### **Proxies for Influence: Budget and Authority**

- Although women are half of all appointees, those Commissions and Boards with the largest budgets have fewer women, and especially fewer women of color. Meanwhile, representation of women on Boards and Commissions with the smallest budgets are just below parity with the San Francisco population.
- Although still underrepresented relative to the San Francisco population, there is a larger percentage of people of color on Commissions and Boards with both the largest and smallest budgets compared to overall appointees.
- The percentage of total women is greater on Advisory Bodies than Commissions and Boards. Women are 60% of appointees on Advisory Bodies and 53% of appointees on Commissions and Boards. The percentage of women of color on Advisory Bodies is also higher than on Commissions and Boards.

### **Appointing Authorities**

- Mayoral appointments include 60% women, 59% people of color, and 37% women of color, which is more diverse by gender and race compared to both Supervisorial appointments and total appointments.

### **Demographics of Appointees Compared to the San Francisco Population**

	Women	People of Color	Women of Color	LGBTQIA+	Disability Status	Veteran Status
San Francisco Population**	49%	62%	32%	6%-15%*	12%	2.7%
Total Appointees	55%	54%	32%	23%	13%	22%
10 Largest Budgeted Commissions and Boards	43%	44%	21%	16%	15%	20%
10 Smallest Budgeted Commissions and Boards	48%	43%	29%	17%	9%	12%
Commissions and Boards	53%	53%	30%	18%	11%	21%
Advisory Bodies	60%	53%	33%	31%	15%	20%

*San Francisco population estimates come from the 2017 and 2018 American Community Survey 5-Year Estimates, SF DOSW Data Collection and Analysis Report, 2021.*

*\*Note: Estimates vary by source. See page 16 for a detailed breakdown.*

*\*\*Due to the COVID-19 pandemic, updated data is unavailable for race/ethnicity, LGBTQIA+ status, Disability Status, and Veteran Status in 2021. Therefore, the data used to represent the San Francisco population is from the 2019 Gender Analysis Report.*

## I. Introduction

---

Inspired by the fourth U.N. World Conference on Women in Beijing, San Francisco became the first city in the world to adopt a local ordinance reflecting the principles of the U.N. Convention on the Elimination of All Forms of Discrimination Against Women (CEDAW), an international bill of rights for women. The CEDAW Ordinance was passed unanimously by the San Francisco Board of Supervisors and signed into law by Mayor Willie L. Brown, Jr. on April 13, 1998.<sup>3</sup> In 2002, the CEDAW Ordinance was revised to address the intersection of race and gender and incorporate reference to the U.N. Convention on the Elimination of all Forms of Race Discrimination. The Ordinance requires the City to take proactive steps to ensure gender equity and specifies "gender analysis" as a preventive tool to identify and address discrimination. Since 1998, the Department on the Status of Women has employed this tool to analyze the operations of 10 City Departments using a gender lens.

In 2007, the Department on the Status of Women conducted the first gender analysis to evaluate the number of women appointed to City Commissions and Boards. The findings of this analysis informed a City Charter Amendment developed by the Board of Supervisors for the June 2008 Election. This City Charter Amendment (section 4.101) was overwhelmingly approved by voters and made it City policy that:

- The membership of Commissions and Boards are to reflect the diversity of San Francisco's population,
- Appointing officials are to be urged to support the nomination, appointment, and confirmation of these candidates, and
- The Department on the Status of Women is required to conduct and publish a gender analysis of Commissions and Boards every two years.

The 2021 Gender Analysis Report examines the representation of women, people of color, LGBTQIA+ individuals, people with disabilities, Veterans, and religious affiliations of appointees on San Francisco policy bodies. As was the case for the 2019 Gender Analysis Report, this year's analysis involved increased outreach to policy bodies as compared to previous analyses that were limited to Commissions and Boards. As a result, the data collection and analysis examine a more diverse and expansive layout of City policy bodies. These policy bodies fall under two categories designated by the San Francisco Office of the City Attorney. The first category, referred to as "Commissions and Boards," are policy bodies with decision-making authority and whose members are required to submit financial disclosures to the Ethics Commission. The second category, referred to as "Advisory Bodies," are policy bodies with advisory function whose members do not submit financial disclosures to the Ethics Commission. A detailed description of methodology and limitations can be found on page 27.

---

<sup>3</sup> San Francisco Administrative Code Chapter 33.A.  
[http://library.amlegal.com/nxt/gateway.dll/California/administrative/chapter33alocalimplementationoftheunited?f=templates\\$fn=default.htm\\$3.0\\$vid=amlegal:sanfrancisco\\_ca\\$anc=JD\\_Chapter33A](http://library.amlegal.com/nxt/gateway.dll/California/administrative/chapter33alocalimplementationoftheunited?f=templates$fn=default.htm$3.0$vid=amlegal:sanfrancisco_ca$anc=JD_Chapter33A).

## II. Findings

Many aspects of San Francisco's diversity are reflected in the overall population of appointees on San Francisco policy bodies. The analysis includes data from 92 policy bodies, of which 788 of the 979 seats are filled, leaving 20% vacant. As outlined below in Figure 1, slightly more than half of appointees are women and people of color, 32% are women of color, 23% identify as LGBTQIA+, 13% have a disability, and 22% are Veterans.

**Figure 1: Summary Data of Policy Body Demographics, 2021**

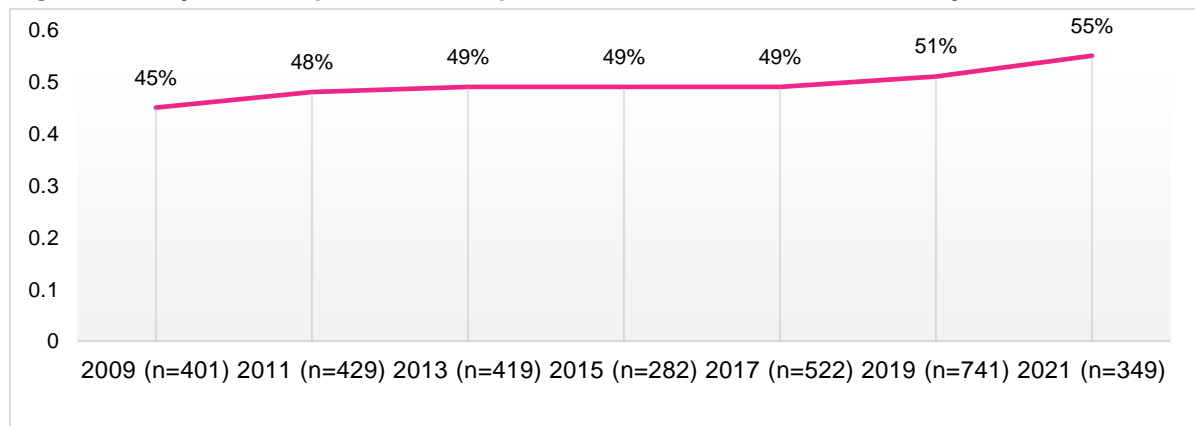
Appointee Demographics	Percentage of Appointees
Women (n=349)	55%
People of Color (n=341)	54%
Women of Color (n=341)	32%
LGBTQIA+ Identifying (n=334)	23%
People with Disabilities (n=349)	13%
Veteran Status (n=349)	22%

However, further analysis reveals underrepresentation of particular groups. Subsequent sections present comprehensive data analysis providing comparison to previous years, detailing the variables of gender, race/ethnicity, LGBTQIA+ identity, Disability Status, Veteran Status, religious affiliations, and policy body characteristics of budget size, decision-making authority, and appointment authority.

### A. Gender

On San Francisco policy bodies, 55% of appointees identify as women, which is above parity compared to the San Francisco female population of 49%. The representation of women remained stable at 49% from 2013 until 2017, with a slight increase to 51% in 2019. This increase could be partly due to the larger sample size used in the 2019 analysis compared to previous years. A 12-year comparison shows that the representation of women appointees has gradually increased since 2009 by a total of ten percentage points.

**Figure 2: 12-year Comparison of Representation of Women on Policy Bodies**



Figures 3 and 4 analyze Commissions and Boards. Figure 3 showcases the five Commissions and Boards with the highest representation of women appointees as compared to 2017 and 2019. The Commission on the Status of Women is currently comprised of all women appointees. This finding has been consistent for the Commission on the Status of Women since 2015. The Aging and Adult Services Commission, Health Commission, and Library Commission are all at 71%, respectively.

**Figure 3: Commissions and Boards with the Highest Percentages of Women, 2021 Compared to 2017 and 2019**

Policy Body	Percent of Women	Response Rate	2019 Percent	2017 Percent
Commission on the Status of Women	100%	100%	100%	100%
Arts Commission	79%	100%	67%	60%
Children and Families (First 5) Commission	75%	75%	100%	100%
Aging and Adult Services Commission	71%	86%	57%	40%
Health Commission	71%	100%	43%	29%
Library Commission	71%	100%	71%	80%

Out of the Commissions and Boards in this section, 6 have 40% or less women. The Commissions and Boards with the lowest representation of women are displayed in Figure 4. The lowest percentage is found on the Board of Examiners, which has 90% of responses from the Board, but 0 members identifying as women. Unfortunately, demographic data is unavailable for the Board of Examiners for 2017, however there was 0% of female representation in 2019 as well. The Police Commission, Human Services Commission, and Access Appeals Commission all have entirely completed the demographics survey at 100%, yet still have some of the lowest percentages of women at 20%. It should be noted that policy bodies with a small number of members, such as the Residential Users Appeal Board (which currently has two members), means that minimal changes in its demographic composition greatly impacts percentages. Additionally, several policy bodies had low response rates to the demographics survey, ultimately impacting the representation for their respective policy body accordingly.

**Figure 4: Commissions and Boards with Lowest Percentage of Women, 2021 Compared to 2017 and 2019**

Policy Body	Percent of Women	Response Rate	2019 Percent	2017 Percent
Residential Users Appeal Board	0%	50%	0%	N/A
Board of Examiners	0%	90%	0%	N/A
Assessment Appeals Board No. 3	0%	67%	50%	N/A
Assessment Appeals Board No. 2	0%	100%	50%	N/A
Rent Board Commission	10%	60%	44%	30%
Small Business Commission	14%	43%	43%	43%
Retirement System Board	14%	57%	43%	43%
Health Service Board	14%	43%	33%	29%
Children, Youth, and Their Families Oversight and Advisory Committee	14%	14%	50%	N/A
Treasure Island Development Authority	17%	50%	50%	43%
Public Utilities Commission	20%	60%	67%	40%
Police Commission	20%	100%	43%	29%

**Figure 4: Commissions and Boards with Lowest Percentage of Women, 2021 Compared to 2017 and 2019, Continued**

Policy Body	Percent of Women	Response Rate	2019 Percent	2017 Percent
Human Services Commission	20%	100%	40%	20%
Access Appeals Commission	20%	100%	N/A	N/A
Public Utilities Rate Fairness Board	25%	75%	33%	33%
Ethics Commission	25%	25%	100%	33%

*\*Commission and Boards with 70% response rates or higher are highlighted in grey.*

In addition to Commissions and Boards, Advisory Bodies were examined for the highest and lowest percentages of women. This is the second year such bodies have been included, thus comparison to previous years before 2019 is unavailable. Figure 5 below displays the five Advisory Bodies with the highest representations of women. Due to a lack of survey responses from several Advisory Bodies, analysis on the five lowest representations of women is unavailable. The Office of Early Care and Education Citizens' Advisory Committee has the greatest representation of women at 67%, followed closely by the Citizen's Committee on Community Development at 63%.

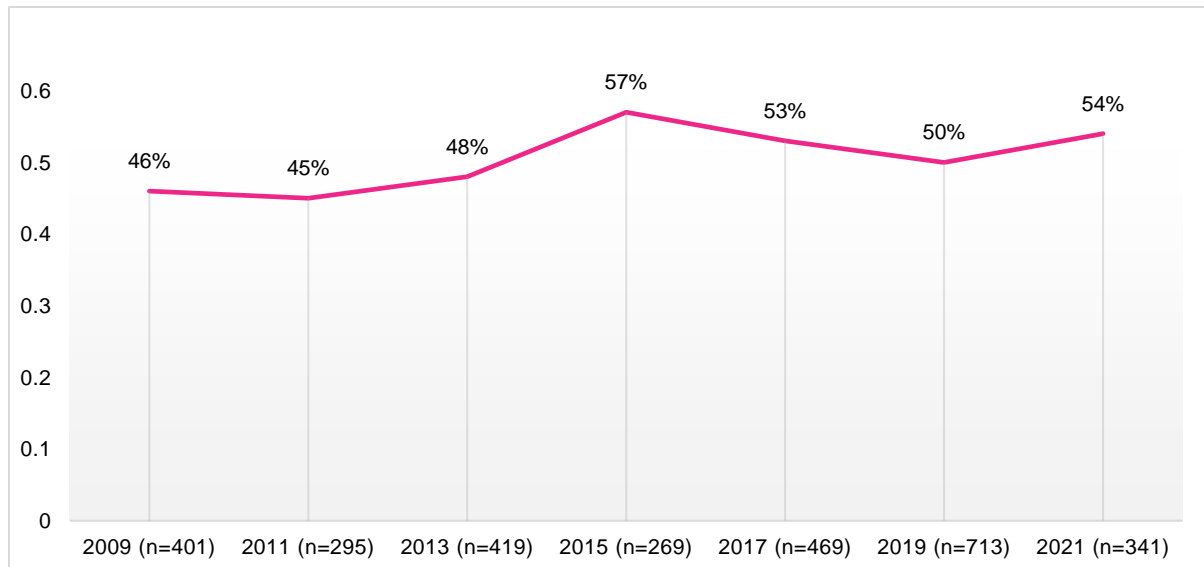
**Figure 5: Advisory Bodies with the Highest Percentage of Women, 2021**

Policy Body	Percent of Women	Response Rate	2019 Percent
Office of Early Care and Education Citizens' Advisory Committee	67%	78%	89%
Citizens' Committee on Community Development	63%	63%	75%
Ballot Simplification Committee	50%	75%	75%
Immigrant Rights Commission	43%	57%	54%
Municipal Green Building Task Force	43%	67%	50%

## B. Race and Ethnicity

Data on racial and ethnic identity was collected from 341 participants, or 98% of the surveyed appointees. Although half of appointees identify as a race or ethnicity other than white or Caucasian, people of color are still underrepresented compared to the San Francisco population of 62%. The representation of people of color has increased since 2009 but has decreased following 2015. The number of appointees analyzed increased substantially in 2017 and 2019, as compared to 2015. These larger data samples have coincided with smaller percentages of people of color.

**Figure 6: 12-year Comparison of Representation of People of Color on Policy Bodies**



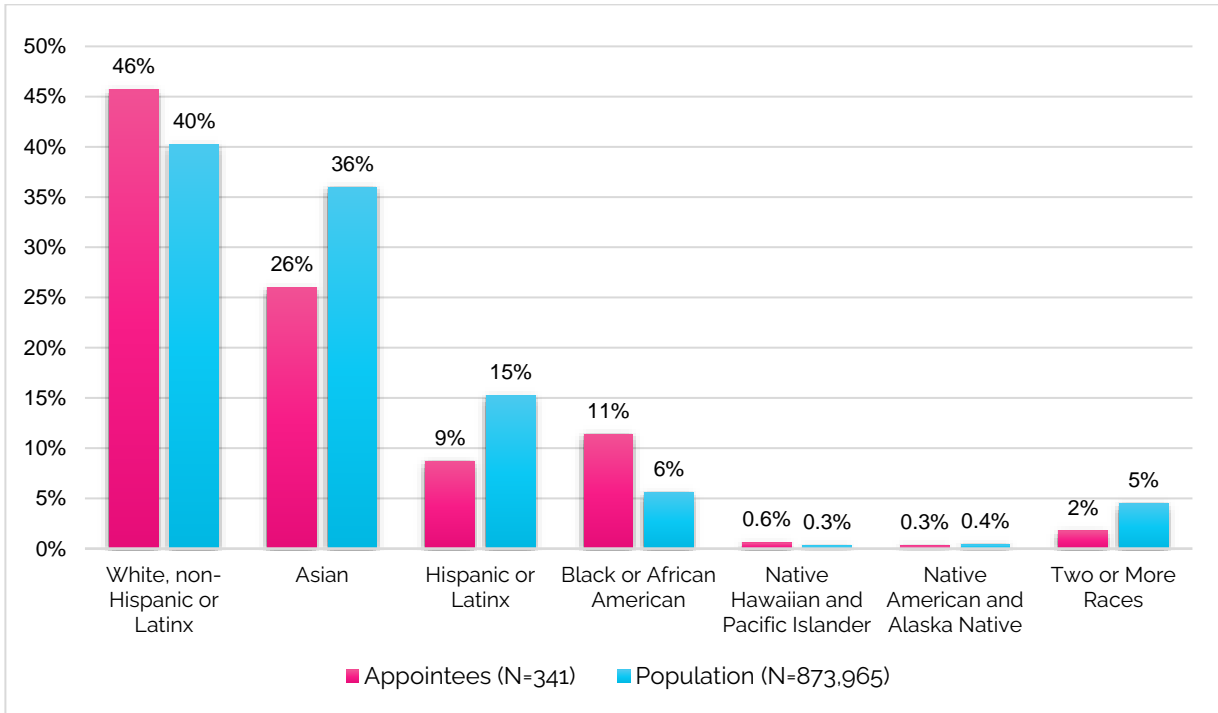
The racial and ethnic breakdown of policy body members compared to the San Francisco population is shown in Figure 7. This analysis reveals underrepresentation and overrepresentation in San Francisco policy bodies for certain racial and ethnic groups. Nearly half of all appointees are white, an overrepresentation by 6 percentage points. The Black community is represented on appointed policy bodies at 11% compared to 6% of the population of San Francisco.<sup>4</sup> This is a decrease of representation compared to the 14% representation in 2019. Characterizing these as overrepresentations is inaccurate given the representation of Black or African American people on policy bodies has been consistent over the years, while the San Francisco population has declined over the same period.<sup>5</sup>

<sup>4</sup> US Census Bureau, 2018. Retrieved from <https://www.census.gov/quickfacts/fact/table/US/PST045218>.

<sup>5</sup> Samir Gambhir and Stephen Menendian, "Racial Segregation in the Bay Area, Part 2," Haas Institute for a Fair and Inclusive Society (2018).

Considerably underrepresented racial and ethnic groups on San Francisco policy bodies compared to the San Francisco population are individuals who identify as Asian or Latinx. While the Asian population is 36% of the San Francisco population, they make up 26% of appointees. While the Latinx population of San Francisco is 15%, 9% of appointees are Latinx. Although there is a small population of Native Americans and Alaska Natives in San Francisco of 0.4%, only one (0.3%) surveyed appointee identified themselves as such. The San Francisco population of Native Hawaiians and Pacific Islanders is 0.3%, which slightly less than the 0.6% of identifying appointees.

**Figure 7: Race and Ethnicity of Appointees Compared to San Francisco Population, 2021**



*Note: Due to the COVID-19 pandemic, updated data is unavailable for race/ethnicity in 2021. Therefore, the data used to represent the San Francisco population is from the 2019 Gender Analysis Report.*

The next two figures illustrate Commissions and Boards with the highest and lowest percentages of people of color. As shown in Figure 8, the Commission on the Status of Women holds the highest representation of people of color at 86%, with a 100% response rate. Both the Health Commission and Juvenile Probation Commission have decreased their percentages of people of color since 2019 and 2017.

**Figure 8: Commission and Boards with Highest Percentage of People of Color, 2021 Compared to 2019 and 2017**

Policy Body	Percent of POC	Response Rate	2019 Percent	2017 Percent
Commission on the Status of Women	86%	100%	71%	71%
Police Commission	80%	100%	71%	71%
Arts Commission	71%	100%	60%	53%
Health Commission	71%	100%	86%	86%
Library Commission	71%	100%	57%	60%
Juvenile Probation Commission	67%	83%	100%	86%
Board of Appeals	60%	100%	40%	40%
Fire Commission	60%	100%	40%	60%
Human Services Commission	60%	100%	40%	60%
Asian Art Commission	54%	81%	59%	59%
Assessment Appeals Board No.2	50%	100%	63%	N/A
Children and Families (First 5) Commission	50%	75%	75%	63%

There are 28 Commissions and Boards that have 40% or less appointees who identified a racial and ethnic category other than white. None of the current appointees of the Access Appeals Commission identified as people of color. Additionally, the Historic Preservation Commission remains at 14% representation since 2019. The Citizens General Obligation Bond Oversight Committee and Assessment Appeals Board No.1 are both at 17% representation for people of color. Lastly, the Public Utilities Rate Fairness Board had a large drop in representation of people of color going from 67% in 2019 to 25% this year.

**Figure 9: Commissions and Boards with Lowest Percentage of People of Color, 2021 Compared to 2019 and 2017**

Policy Body	Percent of POC	Response Rate*	2019 Percent	2017 Percent
Residential Users Appeal Board	0%	50%	50%	N/A
Children, Youth, and Their Families Oversight and Advisory Committee	0%	14%	75%	N/A
Building Inspection Commission	0%	50%	14%	14%
Access Appeals Commission	0%	100%	N/A	N/A
Small Business Commission	14%	43%	43%	50%
Historic Preservation Commission	14%	71%	14%	17%
Health Service Board	14%	43%	50%	29%
Citizens General Obligation Bond Oversight Committee	17%	100%	N/A	N/A
Assessment Appeals Board No.1	17%	100%	20%	N/A
War Memorial Board of Trustees	18%	45%	18%	18%
Public Utilities Commission	20%	60%	0%	33%
Public Utilities Rate Fairness Board	25%	75%	67%	67%

**Figure 9: Commissions and Boards with Lowest Percentage of People of Color, 2021 Compared to 2019 and 2017, Continued**

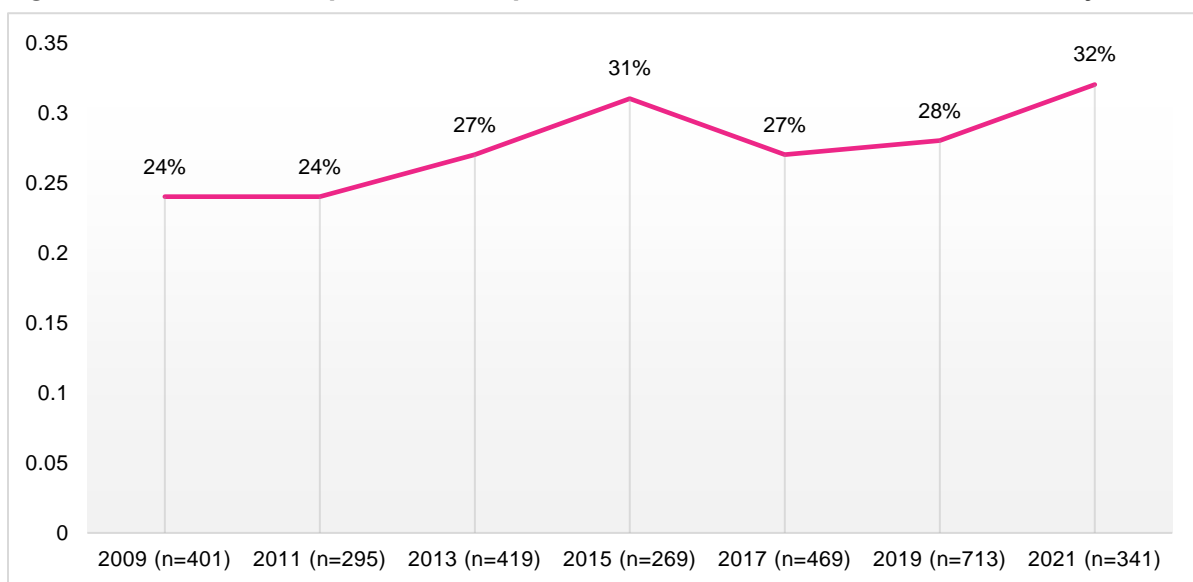
Policy Body	Percent of POC	Response Rate*	2019 Percent	2017 Percent
Ethics Commission	25%	25%	50%	67%
Retirement System Board	29%	57%	29%	29%
Recreation and Park Commission	29%	43%	43%	43%
Rent Board Commission	30%	60%	33%	50%

*Commission and Boards with 70% response rates or higher are highlighted in grey.*

### C. Race and Ethnicity by Gender

Both white men and women are overrepresented on San Francisco policy bodies, while Asian and Latinx men and women are underrepresented. The representation of women of color at 32% is equal to the San Francisco population of 32%, which is a notable increase compared to the 2019 percentage of 28%. Meanwhile, men of color are 21% of appointees compared to 31% of the San Francisco population.

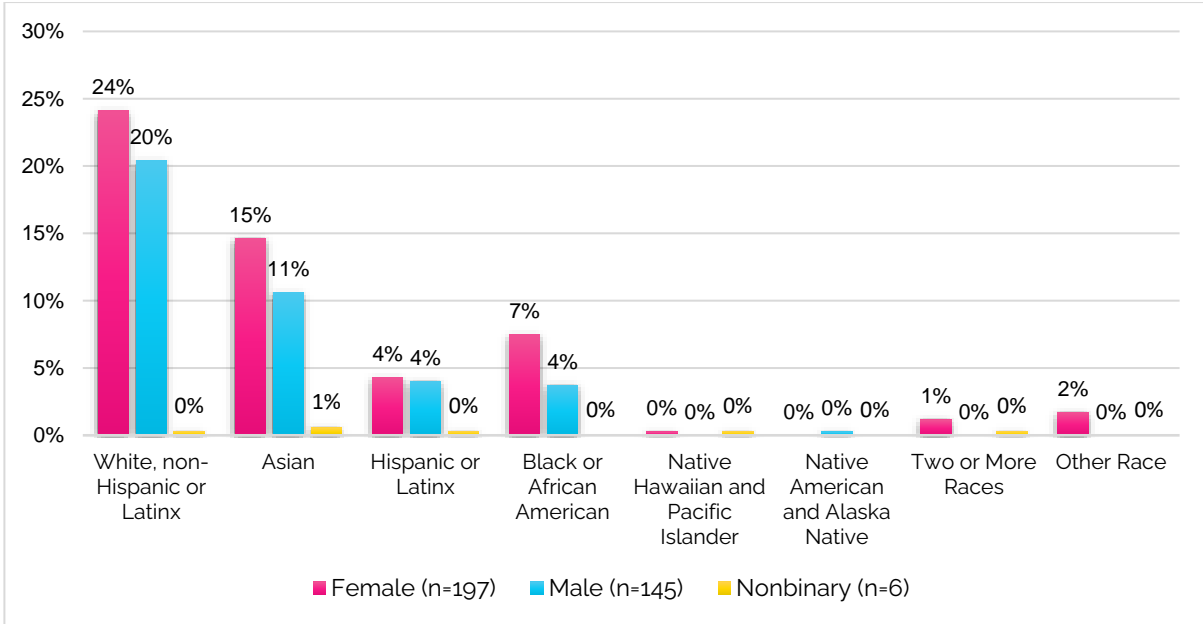
**Figure 10: 12-Year Comparison of Representation of Women of Color on Policy Bodies**



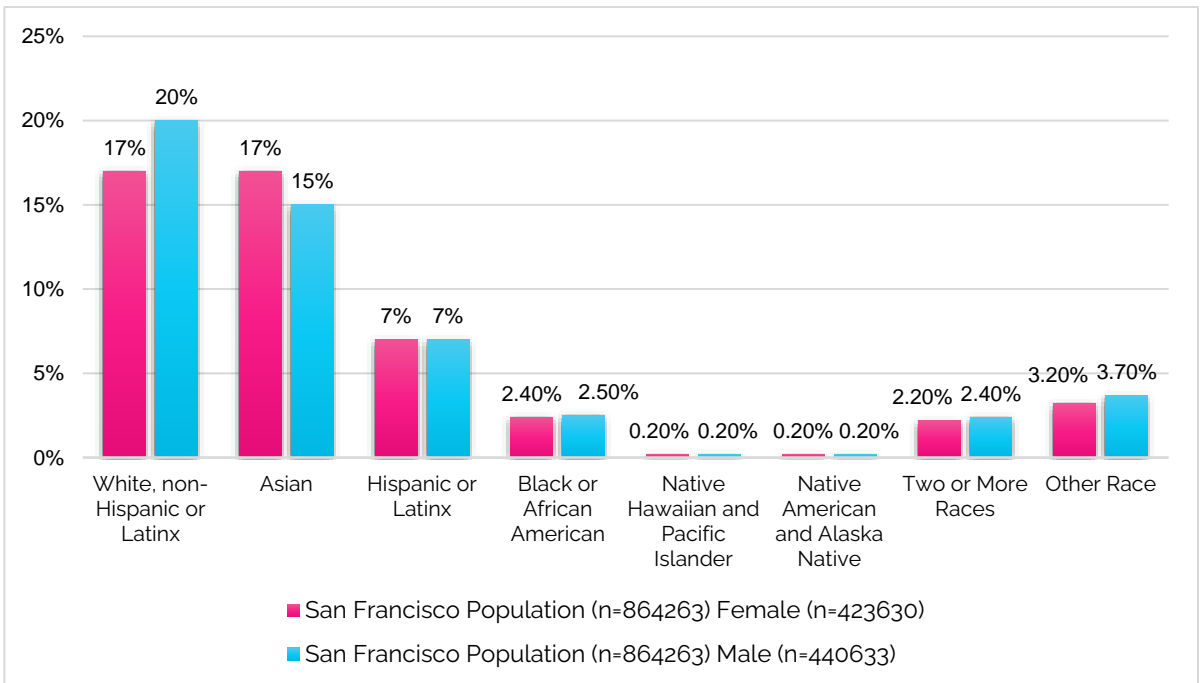
The following figures present the breakdown for appointees and the San Francisco population by race, ethnicity, and gender. Both white men and women are overrepresented, holding 24% and 20% of appointments, respectively, compared to 20% and 17% of the population. Asian men and women are slightly underrepresented with Asian women making up 15% of appointees compared to 17% of the population, while Asian men comprise 11% of appointees and 15% of the population. Latinx men and women are also slightly underrepresented, with Latinx men and women comprising 4% of appointees each and 7% of the population each. Black men and women are well-represented with Black women comprising 8% of appointees, compared to 2.4% of the general San Francisco population, and Black men comprising 4% of appointees,

compared to 2.5% of the general San Francisco population. Native Hawaiian and Pacific Islander men and women, and multiracial women are below parity with the population. Similarly, although Native American and Alaska Native men and women make up only 0.4% of San Francisco's population, only one (0.3%) of the surveyed appointees identified as such.

**Figure 11: Appointees by Race/Ethnicity and Gender, 2021**



**Figure 12: San Francisco Population by Race/Ethnicity**

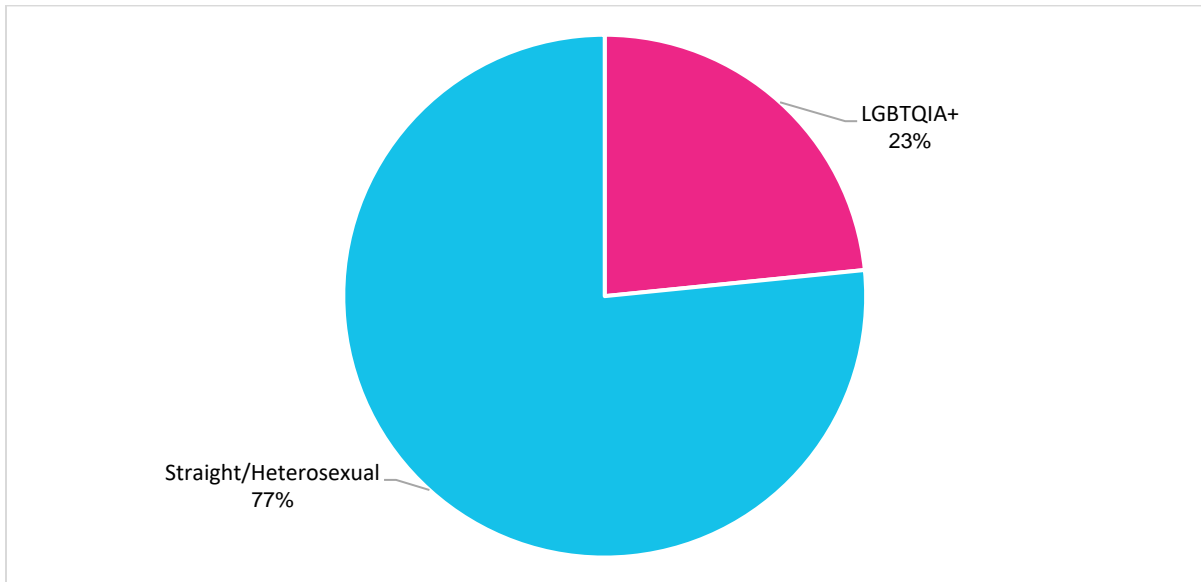


#### D. LGBTQIA+ Identity

LGBTQIA+ identity data was collected from 334 participants, or 96% of the surveyed appointees. This is a notable increase in data on LGBTQIA+ identity compared to previous reports. Due to limited and outdated information on the population of the LGBTQIA+ community in San Francisco, it is difficult to adequately assess the representation of the LGBTQIA+ community. However, compared to available San Francisco, greater Bay Area, and national data, the LGBTQIA+ community is well represented on San Francisco policy bodies. Recent research estimates the California LGBTQIA+ population is 5.3%<sup>6</sup>. The LGBTQIA+ population of the San Francisco and greater Bay Area is estimated to rank the highest of U.S. cities at 6.2%,<sup>7</sup> while a 2006 survey found that 15.4% of adults in San Francisco identify as LGBTQIA+<sup>8</sup>.

Of the appointees who responded to this question, 23% identify as LGBTQIA+ and 77% identify as straight or heterosexual. Of the LGBTQIA+ appointees, 56% identify as gay/lesbian, 20% as bisexual, 9% as queer, 9% as transgender, 2% as questioning, and 4% as other LGBTQIA+ identities. Data on LGBTQIA+ identity by race was not captured. Efforts to capture data on LGBTQIA+ identity by race for future reports would enable more intersectional analysis.

**Figure 13: LGBTQIA+ Identity of Appointees, 2021**

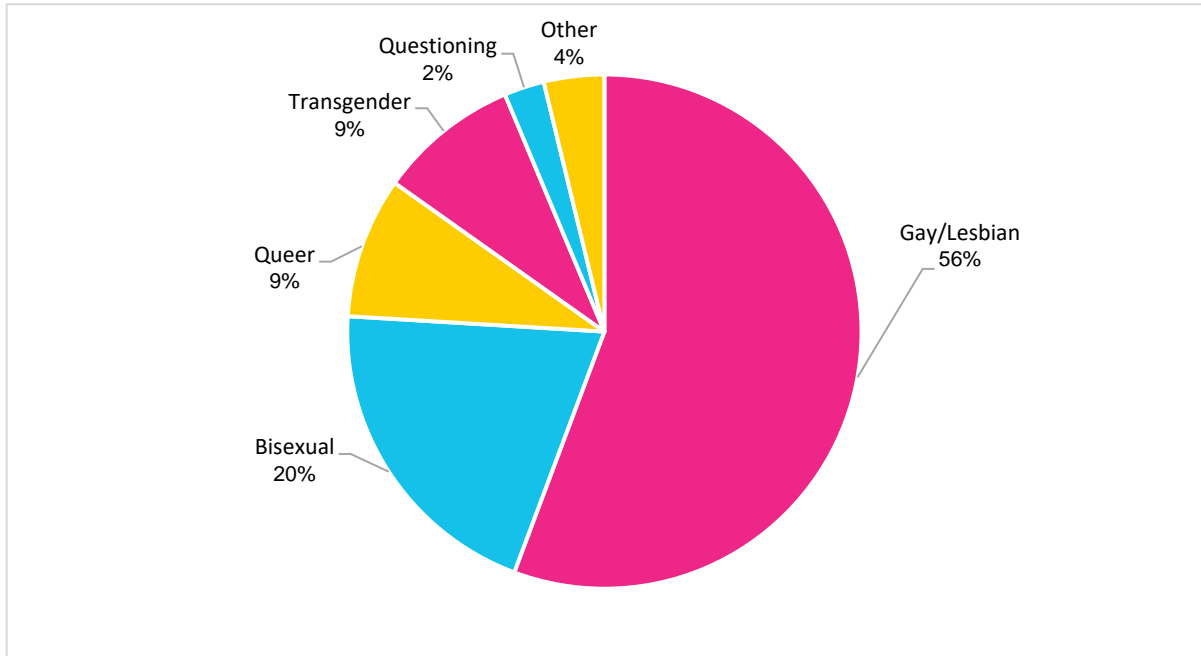


<sup>6</sup> <https://williamsinstitute.law.ucla.edu/publications/adult-lgbt-pop-us/>

<sup>7</sup> Gary J. Gates and Frank Newport, "San Francisco Metro Area Ranks Highest in LBG T Percentage," GALLUP (March 20, 2015) [https://news.gallup.com/poll/182051/san-francisco-metro-area-ranks-highest-lgbtpercentage.aspx?utm\\_source=Social%20Issues&utm\\_medium=newsfeed&utm\\_campaign=titles](https://news.gallup.com/poll/182051/san-francisco-metro-area-ranks-highest-lgbtpercentage.aspx?utm_source=Social%20Issues&utm_medium=newsfeed&utm_campaign=titles).

<sup>8</sup> Gary J. Gates, "Same Sex Couples and the Gay, Lesbian, Bisexual Population: New Estimates from the American Community Survey," The Williams Institute on Sexual Orientation Law and Public Policy, UCLA School of Law (2006).

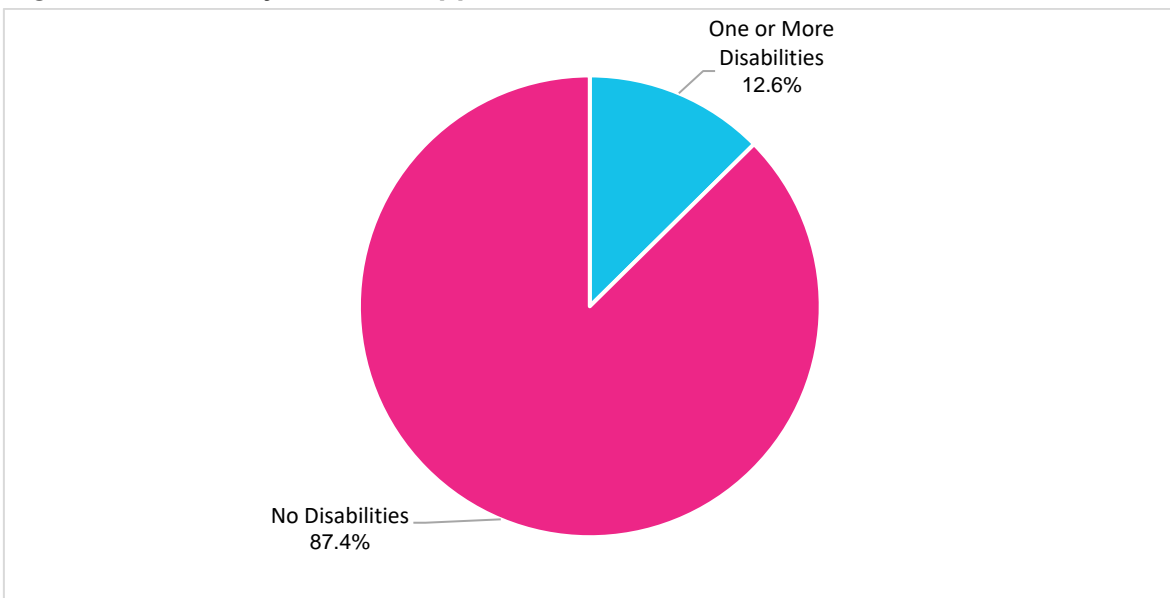
**Figure 14: LGBTQIA+ Population of Appointees, 2021**



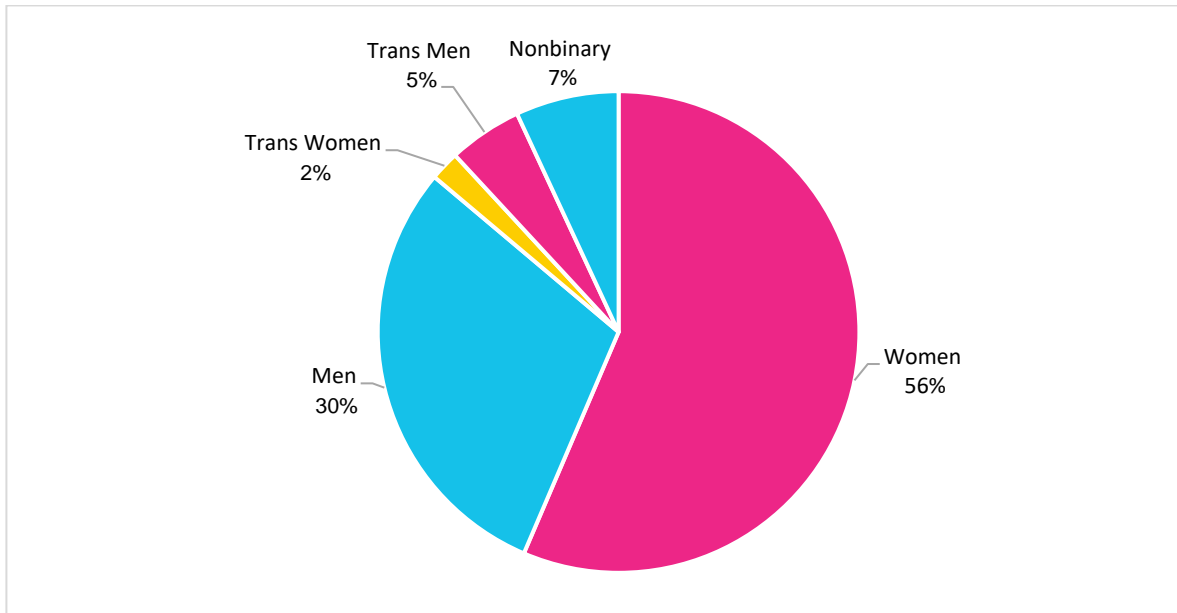
**E. Disability Status**

Overall, more than one in twenty adults in San Francisco live with one or more disabilities. Data on Disability Status was obtained from nearly 100% of the appointees who participated in the survey. 12.6% of participating appointees reported to have one or more disabilities. Of these appointees with one or more disabilities, 56% are women, 30% are men, 2% are trans women, 5% are trans men, and 7% are nonbinary individuals.

**Figure 15: Disability Status of Appointees, 2021**



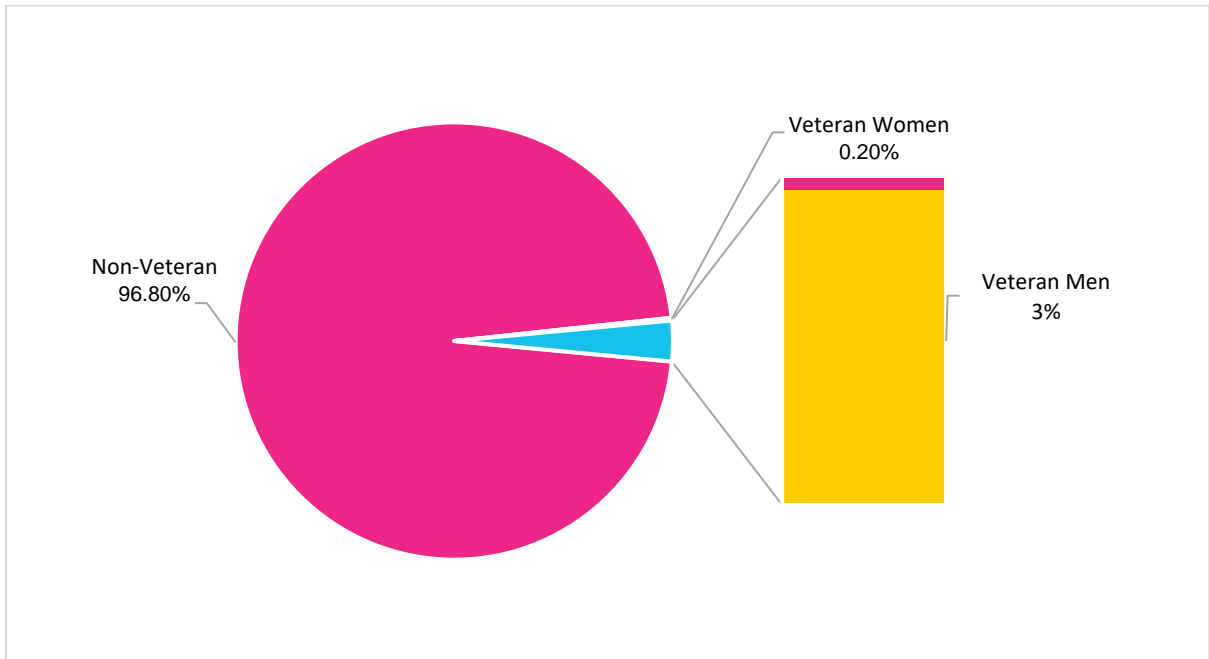
**Figure 16: Appointees with One or More Disabilities by Gender Identity, 2021**



#### **F. Veteran Status**

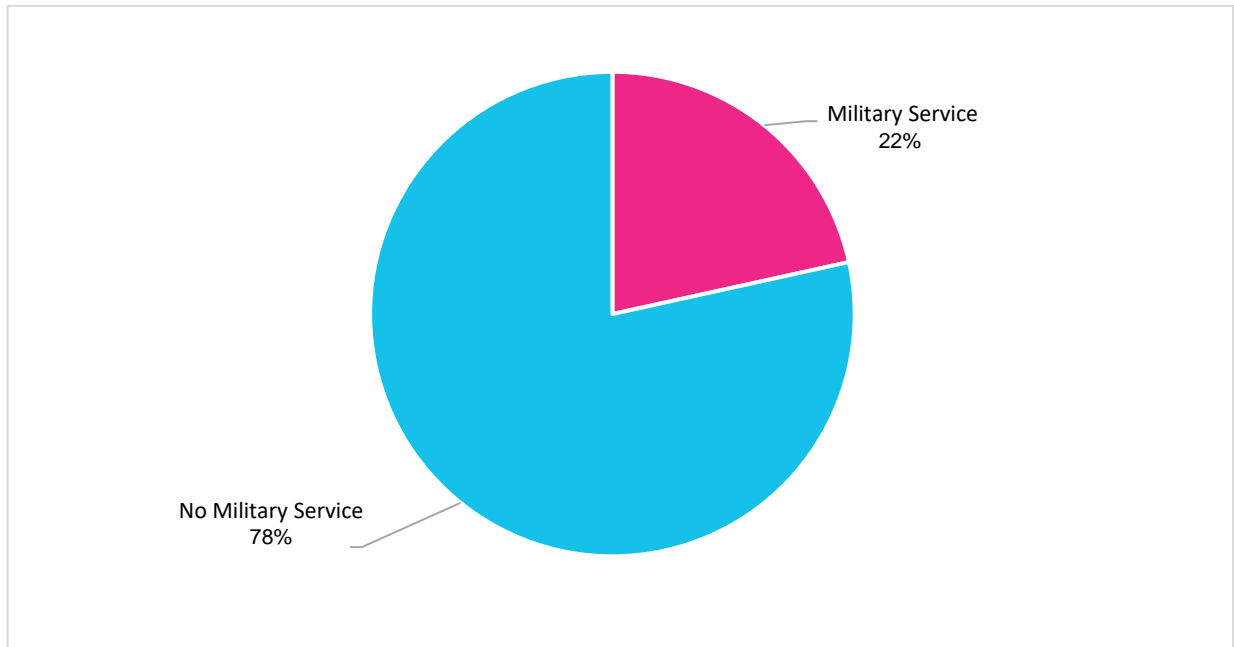
Overall, 2.7% of the adult population in San Francisco have served in the military. Data on Veteran status was obtained from 334 appointees who participated in the survey. Of the 334 appointees who responded to this question, 22% served in the military. Men comprise 47.2% and women make up 51.4% of the total number of Veteran appointees. Of participating appointees, 1.4% are nonbinary individuals. Veteran status data on transgender and gender-nonconforming individuals in San Francisco is currently unavailable. The vast increase of appointees with military service compared to 2019's 7.1% of appointees is likely due to the change in wording in the 2021 Gender Analysis Report from previous years, which defines an appointee with Veteran status as someone with a spouse or direct family member who has served, as opposed to only oneself or their spouse. This change was implemented based on feedback from prior reports. Future analyses may want to ask separate questions regarding one's personal experience with military service and one's familial ties to military service, in order to distinguish the most accurate and aggregated data results.

**Figure 17: San Francisco Adult Population with Military Service by Gender\***

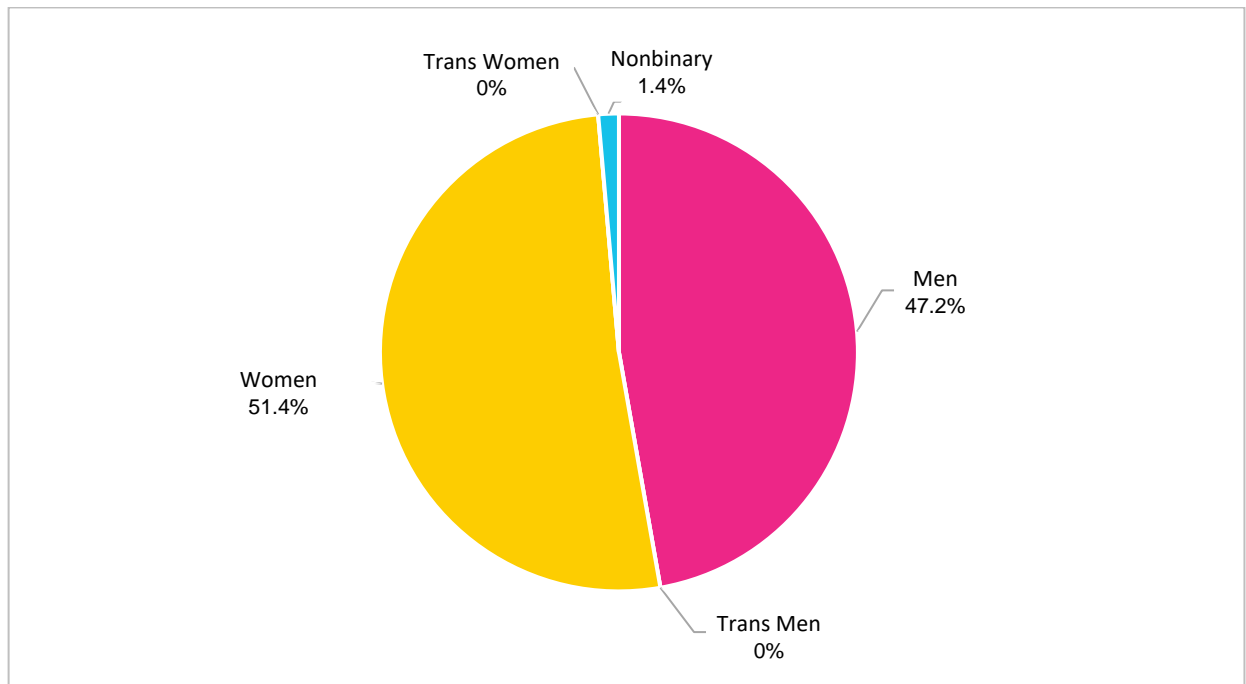


*\*This graph is from the 2019 Gender Analysis Report. Due to the COVID-19 pandemic, updated data on the gendered population of Veterans in San Francisco is unavailable. This graph fails to identify nonbinary individuals with military experience. However, this graph highlights the gender disparity amongst male and female Veterans, with only 0.2% identifying as women.*

**Figure 18: Appointees with Military Service, 2021**



**Figure 19: Appointees with Military Service by Gender, 2021**



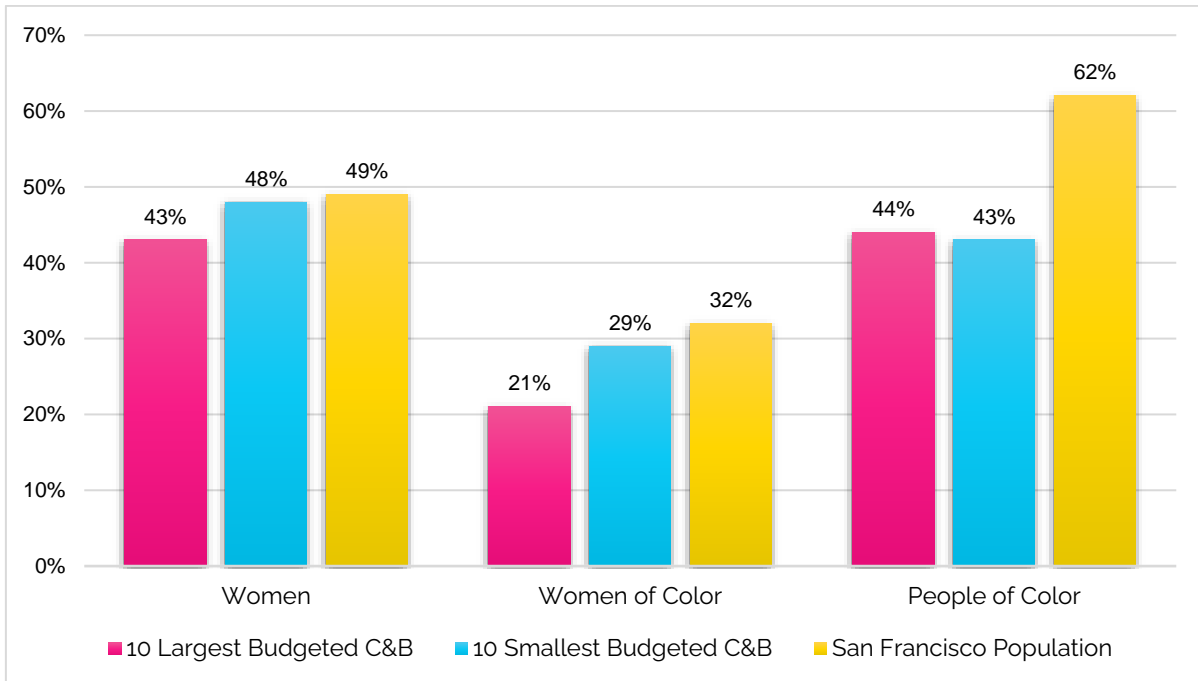
### **G. Policy Bodies by Budget**

This 2021 Gender Analysis Report examines the demographic representativeness of policy bodies by budget size. Budget size is used as a proxy for influence. Although this report has expanded the scope of analysis to include more policy bodies compared to previous reports, this section of analysis was limited to Commissions and Boards with decision-making authority and whose members file financial disclosures with the Ethics Commission.

Overall, appointees from the 10 **largest** budgeted Commissions and Boards are 44% people of color, 43% women, and 21% women of color. Appointees from the 10 **smallest** budgeted Commissions and Boards are 43% people of color, 48% women, and 29% women of color.

Representation for women, women of color, and overall people of color is below parity with the population on both the 10 smallest and 10 largest budgeted bodies. The representation of women and women of color is greater on smaller budgeted policy bodies by 5% and 8%, respectively. The representation of people of color is 1% higher on Commissions and Boards with the largest budgets.

**Figure 20: Percent of Women, Women of Color, and People of Color on Commissions and Boards with Largest and Smallest Budgets in Fiscal Year 2020-2021**



**Figure 21: Demographics of Commissions and Boards with Largest Budgets, 2021**

Policy Body	FY20-21 Budget	Total Seats	Filled Seats	Response Rate	Women	Women of Color	People of Color
Health Commission	\$2.7B	7	7	100%	71%	43%	71%
Public Utilities Commission	\$1.43B	5	5	60%	20%	20%	20%
Airport Commission	\$1.37B	5	5	100%	40%	0%	40%
MTA Board of Directors and Parking Authority Commission	\$1.26B	7	6	50%	33%	33%	50%
Human Services Commission	\$604M	5	5	100%	20%	0%	60%
Aging and Adult Services Commission	\$435M	7	7	86%	71%	29%	43%
Fire Commission	\$414M	5	5	100%	40%	20%	60%
Library Commission	\$341B	7	7	100%	71%	43%	71%
Recreation and Park Commission	\$231.6M	7	7	43%	29%	14%	29%
Children, Youth, and Their Families Oversight and Advisory Committee	\$171.5M	11	7	14%	14%	0%	0%
<b>Total</b>	<b>\$8.9B</b>	<b>66</b>	<b>61</b>	<b>74%</b>	<b>58%</b>	<b>29%</b>	<b>60%</b>

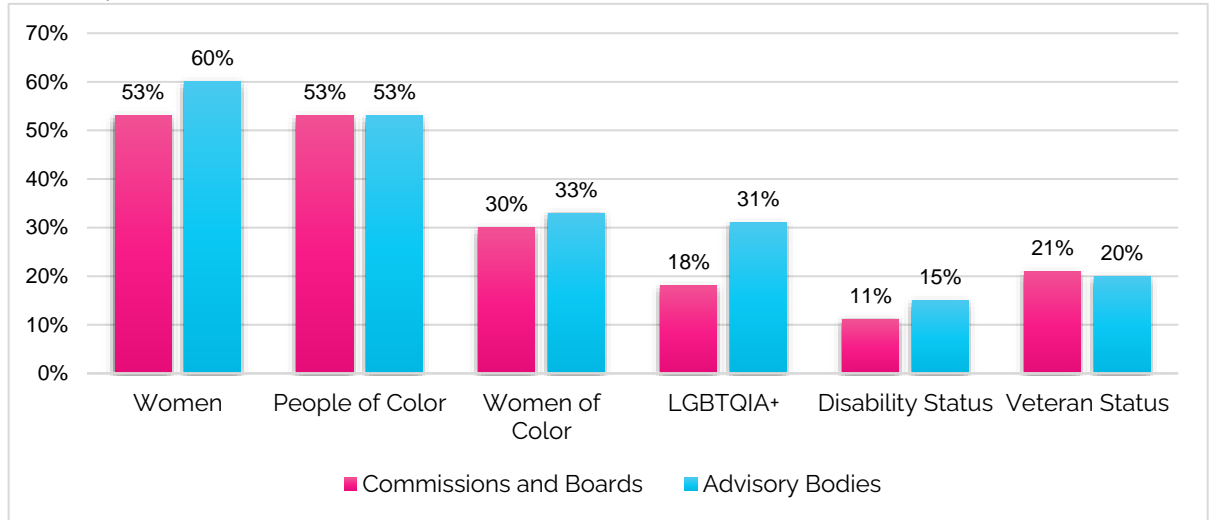
**Figure 22: Demographics of Commissions and Boards with Smallest Budgets, 2021**

Policy Body	FY20-21 Budget	Total Seats	Filled Seats	Response Rate	Women	Women of Color	People of Color
Commission on the Status of Women	\$9M	7	7	100%	100%	86%	86%
Ethics Commission	\$6.5M	5	4	25%	25%	25%	25%
Small Business Commission	\$3.5M	7	7	43%	14%	0%	14%
Film Commission	\$1.5M	11	11	100%	45%	27%	45%
Civil Service Commission	\$1.3M	5	5	100%	60%	20%	40%
Entertainment Commission	\$1.2M	7	7	100%	29%	14%	43%
Board of Appeals	\$1.2M	5	5	100%	40%	20%	60%
Assessment Appeals Board No.1	\$701,348	8	6	100%	50%	0%	17%
Local Agency Formation Commission	\$427,685	7	4	50%	50%	50%	50%
Sunshine Ordinance Task Force	\$172,373	11	9	89%	56%	44%	44%
<b>Total</b>	<b>\$25.5M</b>	<b>73</b>	<b>65</b>	<b>86%</b>	<b>56%</b>	<b>35%</b>	<b>51%</b>

#### H. Comparison of Advisory Body and Commission and Board Demographics

The comparison of the two policy body categories in this section provides another proxy for influence. Commissions and Boards whose members file disclosures of economic interest have greater decision-making authority in San Francisco than Advisory Bodies whose members do not file economic interest disclosures. The percentages of total women, LGBTQIA+ people, people with disabilities, and women of color are larger for total appointees on Advisory Bodies. However, the percentages of Veterans on Commissions and Boards slightly exceeds the percentage on Advisory Bodies, and both Commissions and Boards and Advisory Bodies have 53% people of color.

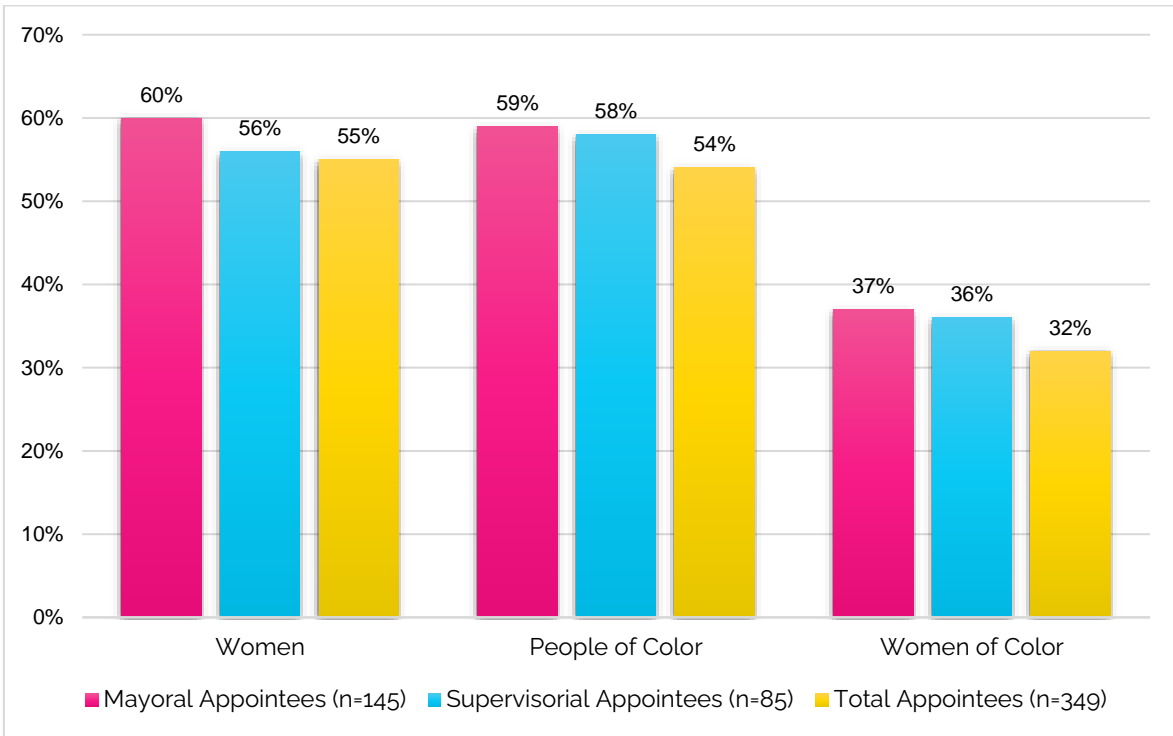
**Figure 23: Demographics of Appointees on Commission and Boards and Advisory Bodies, 2021**



**I. Demographics of Mayoral, Supervisorial, and Total Appointees**

Figure 24 compares the representation of women, women of color, and people of color for appointments made by the Mayor, Board of Supervisors, and by the total of all approving authorities combined. Mayoral appointments are more diverse, and consist of more women, women of color, and people of color compared to Supervisorial appointments. Mayoral appointments include 60% women, 37% women of color, and 59% people of color, while Supervisorial appointments are 56% women, 36% women of color, and 58% people of color. The total of all approving authorities combined average out at 55% women, 32% women of color, and 54% people of color. This disparity in diversity between Mayoral and Supervisorial appointments may be due in part to the appointment selection process for each authority. The 11-member Board of Supervisors only sees applicants for specific bodies through the 3-member Rules Committee or by designees, stipulated in legislation (e.g., "renter," "landlord," "consumer advocate"), whereas the Mayor typically has the ability to take total appointments into account during selections, and can therefore better address gaps in diversity.

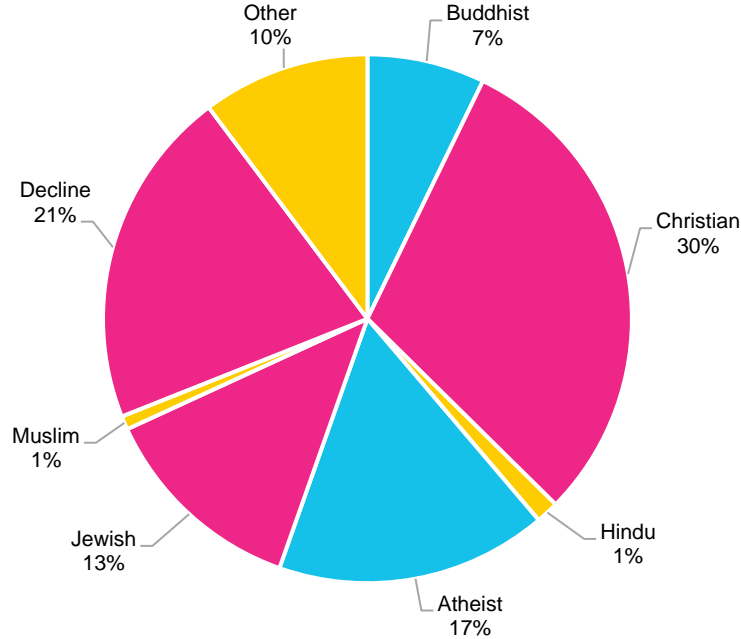
**Figure 24: Demographics of Mayoral, Supervisorial, and Total Appointees, 2021**



**J. Religious Affiliations**

The 2021 Gender Analysis Report collected data on religious affiliations to fully examine the demographics and representation of appointees. This is the first-year religious affiliations have been examined. Figure 25 illustrates the religious demographics of appointees, with the largest number of appointees identifying as Christian (30%), and the smallest number of appointees identifying as Hindu (1%) or Muslim (1%).

**Figure 25: Religious Affiliations of Appointees, 2021**



### III. Methodology and Limitations

---

This report focuses on City and County of San Francisco Commissions, Boards, task forces, councils, and committees that have the majority of members appointed by the Mayor and Board of Supervisors and have jurisdiction limited to the City. The 2021 Gender Analysis Report reflects data from the policy bodies that provided information to the Department on the Status of Women through digital survey. Due to the COVID-19 pandemic, the normal outreach method of paper surveys and in-person meetings was unavailable, ultimately leaving all survey outreach and correspondence to be conducted online. Unfortunately, obtaining the data strictly online had a significant negative impact on participation rates. Following initial email outreach, policy bodies were contacted three to five times via email and phone, including two emails to Department Heads from Department on the Status of Women Director, Kimberly Ellis. All possible measures were taken to obtain accurate and complete data. While participation rates are lower than the 2019 Gender Analysis Report, this report features the most diverse individual responses, as well as participation of the largest number of Commission and Boards and Advisory Bodies to date.

Data was requested from 109 policy bodies and acquired from 92 of those bodies, a total of 349 appointees. Comparatively, the 2019 Gender Analysis Report received data from 84 policy bodies (380 Commission and Boards and 389 Advisory Bodies), a total of 741 total appointees. A Commissioner or Board member's gender identity, race/ethnicity, sexual orientation, Disability Status, Veteran Status, or religious affiliations were among data elements collected on a *voluntary* basis. Therefore, responses were incomplete or unavailable for some appointees but are included to the extent possible.

As the fundamental objective of this report is to surface patterns of underrepresentation, every attempt has been made to reflect accurate and complete information in this report. Data for some policy bodies was incomplete, and all appointees who responded were included in the total demographic categories. Only policy bodies with full data on gender and race for all appointees were included in sections comparing demographics of individual bodies. It should be noted that for policy bodies with a small number of members, the change of a single individual greatly impacts the percentages of demographic categories. This should be kept in mind when interpreting these percentages.

Several changes were made to the survey questions since the 2019 Gender Analysis Report with the goal of distinguishing all possible areas of underrepresentation. In addition to updating SOGI (sexual orientation and gender identity) categories to align with the latest classifications used by the Office of Transgender Initiatives, the 2021 Gender Analysis Report expanded its classification of Veteran Status to include individuals with close family members that have served, as opposed to only oneself or their spouse. This addition to Veteran Status was adopted based on feedback from previous reports.

As acquiring data was the biggest limitation of this report, ensuring participation from all policy bodies could significantly improve or further efforts to address underrepresentation. Some methods of guaranteeing participation include surveying all appointees during their initial onboarding training with the City, as well as relying on paper/in-person survey outreach for future reports.

The surveyed policy bodies fall under two categories designated by the San Francisco Office of the City Attorney document entitled List of City Boards, Commissions, and Advisory Bodies Created by Charter, Ordinance, or Statute.<sup>9</sup> This document separates San Francisco policy bodies into two different categories. The first category includes Commissions and Boards with decision-making authority and whose members are required to submit financial disclosures with the Ethics Commission. The second category encompasses Advisory Bodies whose members do not submit financial disclosures with the Ethics Commission. Depending on the analysis criteria in each section of this report, the surveyed policy bodies and appointees are either examined comprehensively as a whole or examined separately in the two categories designated by the Office of the City Attorney.

Data from the U.S. Census American Community Survey 5-Year Estimates provides a comparison to the San Francisco population. Due to census data not being collected during COVID-19, updated demographic information on the general population of San Francisco was not available for years more recent than 2019. Comparisons of 2021 demographic data to data on the San Francisco population reference population data from previous years (2015-2019) and will be noted as such. Figures 26 and 27 in the Appendix display these population estimates by race/ethnicity and gender.

---

<sup>9</sup>"List of City Boards, Commissions, and Advisory Bodies Created by Charter, Ordinance, or Statute," Office of the City Attorney, <https://www.sfcityattorney.org/wp-content/uploads/2016/01/Commission-List-08252017.pdf>, (August 25, 2017).

## IV. Conclusion

---

Since the first Gender Analysis of Commissions and Boards in 2007, the representation of women appointees on San Francisco policy bodies has gradually increased. The 2021 Gender Analysis Report finds the percentage of women appointees is 55%, which exceeds the population of women in San Francisco.

When appointee demographics are analyzed by gender and race, the representation of women of color has increased to 32%, which is 4% higher than 2019 representation, matching the San Francisco population. Most notably, underrepresented are individuals identifying as Asian, making up 36% of the San Francisco population but only 26% of appointees, and Latinx-identifying individuals who make up 15% of the population but only 9% of appointees. Additionally, men of color are underrepresented at 21% of appointees relative to their San Francisco population, 31%.

Furthermore, when analyzing the demographic composition of larger and smaller budgeted Commissions and Boards, women of color are underrepresented on Commission and Boards with both the largest and smallest budgets. Women comprise 43% of total appointees on the largest budgeted policy bodies compared to the population of 49%, and women of color comprise 21% of total appointees on the largest budgeted policy bodies, with the San Francisco population at 32%. Comparatively, women are 48% of total appointees on the smallest budgeted policy bodies, and women of color are 29% of appointees. However, the representation of people of color is higher on larger budgeted policy bodies by 1%. People of color make up 44% of appointees on the largest budgeted policy bodies and 43% of appointees on the smallest budgeted policy bodies compared to 54% of total appointees. The San Francisco population of people of color exceeds these percentages at 62%.

In addition to using budget size as a proxy for influence, this report analyzed demographic characteristics of appointees on Commissions and Boards who file disclosures of economic interest and have decision-making authority and appointees on Advisory Bodies who do not file economic interest disclosures. Over half (60%) of appointees on Advisory Bodies are women, while 53% of appointees on Commissions and Boards are women. Ultimately, women comprise a higher percentage of appointees on Advisory Bodies compared to Commissions and Boards.

The 2021 Gender Analysis Report found a relatively high representation of LGBTQIA+ individuals on San Francisco policy bodies. For the appointees that provided LGBTQIA+ identity information, 23% identify as LGBTQIA+ with the largest subset identifying as gay or lesbian (56%), 16% of appointees from the largest budgeted policy bodies identify as LGBTQIA+, and 17% from the smallest budgeted bodies. However, there is a significant difference of LGBTQIA+ representation when comparing Commissions and Boards (18%) and Advisory Bodies (31%). The representation of appointees with disabilities is 13%, slightly exceeding the 12% population. Veterans are highly represented on San Francisco policy bodies at 22% compared to the Veteran population of 2.7%, which could be due to differences in each source's classification of Veteran Status.

Additionally, this report evaluates and compares the representation of women, women of color, and people of color appointees by the Mayor, Board of Supervisors, and by the total of

all approving authorities combined. Mayoral appointees include 60% women, 37% women of color, and 59% people of color, which overall is more diverse by gender and race compared to both Supervisorial appointees and total appointees.

This report is intended to advise the Mayor, Board of Supervisors, and other appointing authorities, as they select appointments to policy bodies for the City and County of San Francisco. In the spirit of the 2008 City Charter Amendment that establishes this biennial Gender Analysis Report requirement and the importance of diversity on San Francisco policy bodies, efforts to address gaps in diversity and inclusion should remain at the forefront when making appointments, in order to accurately reflect the population of San Francisco.

The San Francisco Department on the Status of Women would like to thank the various Policy Body members, Commission secretaries, and Department staff who graciously assisted in collecting demographic data and providing information about their respective policy bodies, particularly Department Interns Charly De Nocker and Brooklynn McPherson for the data collection and analysis of this report.

### **San Francisco Commission on the Status of Women**

President Breanna Zwart  
Vice President Dr. Shokooh Miry  
Commissioner Sophia Andary  
Commissioner Sharon Chung  
Commissioner Dr. Anne Moses  
Commissioner Dr. Raveena Rihal  
Commissioner Ani Rivera

Kimberly Ellis, Director  
Department on the Status of Women

This report is available at the San Francisco Department on the Status of Women website, <https://sfgov.org/dosw/gender-analysis-reports>.

City and County of San Francisco  
Department on the Status of Women  
25 Van Ness Avenue, Suite 240  
San Francisco, California 94102  
sfgov.org/dosw  
[dosw@sfgov.org](mailto:dosw@sfgov.org)  
415.252.2570

## Appendix

**Figure 26: Policy Body Demographics, 2021**

Policy Body*	Total Seats	Filled Seats	FY20-21 Budget	Women	Women of Color	People of Color	Survey Response Rate
<b>Access Appeals Commission</b>	5	5	\$0	20%	0%	0%	100%
Advisory Committee of Street Artists and Craft Examiners	5	5	\$0	20%	20%	20%	20%
African American Reparations Committee	15	15	\$0	0%	0%	0%	0%
<b>Aging and Adult Services Commission</b>	7	7	\$ 435,011,663	71%	29%	43%	86%
<b>Airport Commission</b>	5	5	\$ 1,370,000,000	40%	0%	40%	100%
Animal Control and Welfare Commission	7	7	\$0	29%	14%	29%	43%
<b>Arts Commission</b>	15	14	\$ 23,762,015	79%	57%	71%	100%
<b>Asian Art Commission</b>	27	26	\$ 10,200,000	50%	35%	54%	81%
<b>Assessment Appeals Board No.1</b>	8	6	\$ -	50%	0%	17%	100%
<b>Assessment Appeals Board No.2</b>	8	4	\$ -	0%	0%	50%	100%
<b>Assessment Appeals Board No.3</b>	8	3	\$ -	0%	0%	33%	67%
Ballot Simplification Committee	5	4	\$0	50%	0%	0%	75%
Bayview Hunters Point Citizens Advisory Committee	12	8	\$0	0%	0%	0%	0%
<b>Board of Appeals</b>	5	5	\$ 1,177,452	40%	20%	60%	100%
<b>Board Of Examiners</b>	13	10	\$0	0%	0%	40%	90%
<b>Building Inspection Commission</b>	7	6	\$ 89,600,000	33%	0%	0%	50%
Cannabis Oversight Committee	16	16	\$0	19%	31%	38%	25%

**Figure 26: Policy Body Demographics, 2021, Continued**

<b>Policy Body*</b>	<b>Total Seats</b>	<b>Filled Seats</b>	<b>FY20-21 Budget</b>	<b>Women</b>	<b>Women of Color</b>	<b>People of Color</b>	<b>Survey Response Rate</b>
Central Subway Community Advisory Group	21	14	\$0	0%	0%	0%	0%
<b>Children and Families Commission (First 5)</b>	<b>9</b>	<b>8</b>	<b>\$ 31,019,003</b>	<b>75%</b>	<b>50%</b>	<b>50%</b>	<b>75%</b>
<b>Children, Youth, and Their Families Oversight and Advisory Committee</b>	<b>11</b>	<b>7</b>	<b>\$ 171,481,507</b>	<b>14%</b>	<b>0%</b>	<b>0%</b>	<b>14%</b>
Citizen's Advisory Committee for the Central Market Street and Tenderloin Area	9	8	\$0	0%	0%	0%	0%
Citizen's Committee on Community Development	9	8	\$ 27,755,465	63%	50%	50%	63%
<b>Citizens General Obligation Bond Oversight Committee</b>	<b>9</b>	<b>6</b>	<b>\$0</b>	<b>50%</b>	<b>0%</b>	<b>17%</b>	<b>100%</b>
City Hall Preservation Advisory Commission	5	5	\$0	0%	0%	0%	20%
<b>Civil Service Commission</b>	<b>5</b>	<b>5</b>	<b>\$ 1,286,033</b>	<b>60%</b>	<b>20%</b>	<b>40%</b>	<b>100%</b>
Commission on Community Investment and Infrastructure	7	6	\$0	17%	17%	33%	50%
Commission on the Aging Advisory Council	22	14	\$0	21%	0%	0%	21%
<b>Commission on the Environment</b>	<b>7</b>	<b>7</b>	<b>\$0</b>	<b>57%</b>	<b>29%</b>	<b>43%</b>	<b>86%</b>
<b>Commission on the Status of Women</b>	<b>7</b>	<b>7</b>	<b>\$ 9,089,928</b>	<b>100%</b>	<b>86%</b>	<b>86%</b>	<b>100%</b>
Committee on Information Technology	17	17	\$ 22,934,703	12%	0%	6%	18%

**Figure 26: Policy Body Demographics, 2021, Continued**

<b>Policy Body*</b>	<b>Total Seats</b>	<b>Filled Seats</b>	<b>FY20-21 Budget</b>	<b>Women</b>	<b>Women of Color</b>	<b>People of Color</b>	<b>Survey Response Rate</b>
<b>Elections Commission</b>	7	5	\$ 69,000	60%	20%	40%	100%
<b>Entertainment Commission</b>	7	7	\$0	29%	14%	43%	100%
<b>Ethics Commission</b>	5	4	\$ 6,500,000	25%	25%	25%	25%
<b>Film Commission</b>	11	11	\$0	45%	27%	45%	100%
<b>Fire Commission</b>	5	5	\$ 414,360,096	40%	20%	60%	100%
<b>Health Commission</b>	7	7	\$ 2,700,000,000	71%	43%	71%	100%
<b>Health Service Board</b>	7	7	\$ 16,500,000	14%	14%	14%	43%
<b>Historic Preservation Commission</b>	7	7	\$0	29%	14%	14%	71%
Historic Preservation Fund Committee	7	7	\$0	0%	0%	0%	0%
Housing Authority Commission	7	5	\$ 55,800,000	20%	20%	20%	20%
<b>Human Rights Commission</b>	11	9	\$ 13,618,732	0%	0%	0%	0%
<b>Human Services Commission</b>	5	5	\$ 604,412,630	20%	0%	60%	100%
Immigrant Rights Commission	15	14	\$0	43%	36%	50%	57%
<b>Juvenile Probation Commission</b>	7	6	\$0	50%	33%	67%	83%
<b>Library Commission</b>	7	7	\$ 341,000,000	71%	43%	71%	100%
<b>Local Agency Formation Commission</b>	7	4	\$ 427,685	50%	50%	50%	50%
Local Homeless Coordinating Board	9	7	\$ 54,000,000	0%	0%	0%	0%
Long Term Care Coordinating Council	40	35	\$0	9%	3%	6%	14%
Mental Health Board	17	9	\$0	0%	0%	0%	0%
<b>MTA Board of Directors and Parking Authority Commission</b>	7	6	\$ 1,258,700,000	33%	33%	50%	50%

**Figure 26: Policy Body Demographics, 2021, Continued**

<b>Policy Body*</b>	<b>Total Seats</b>	<b>Filled Seats</b>	<b>FY20-21 Budget</b>	<b>Women</b>	<b>Women of Color</b>	<b>People of Color</b>	<b>Survey Response Rate</b>
Municipal Green Building Task Force	21	21	\$0	43%	24%	29%	67%
Municipal Transportation Agency Citizens' Advisory Council	15	13	\$0	15%	8%	8%	15%
Office of Early Care and Education Citizens' Advisory Committee	9	9	\$0	67%	33%	44%	78%
Paratransit Coordinating Council	40	25	\$0	0%	0%	0%	0%
Park, Recreation, and Open Space Advisory Committee	23	19	\$0	26%	11%	11%	53%
<b>Planning Commission</b>	<b>7</b>	<b>7</b>	<b>\$ 62,194,821</b>	<b>57%</b>	<b>29%</b>	<b>43%</b>	<b>71%</b>
<b>Police Commission</b>	<b>7</b>	<b>5</b>	<b>\$0</b>	<b>20%</b>	<b>20%</b>	<b>80%</b>	<b>100%</b>
<b>Port Commission</b>	<b>5</b>	<b>5</b>	<b>\$ 125,700,000</b>	<b>60%</b>	<b>40%</b>	<b>40%</b>	<b>60%</b>
Public Utilities Citizen's Advisory Committee	17	14	\$0	21%	0%	14%	43%
<b>Public Utilities Commission</b>	<b>5</b>	<b>5</b>	<b>\$ 1,433,954,907</b>	<b>20%</b>	<b>20%</b>	<b>20%</b>	<b>60%</b>
<b>Public Utilities Rate Fairness Board</b>	<b>7</b>	<b>4</b>	<b>\$0</b>	<b>25%</b>	<b>0%</b>	<b>25%</b>	<b>75%</b>
<b>Recreation and Park Commission</b>	<b>7</b>	<b>7</b>	<b>\$ 231,600,000</b>	<b>29%</b>	<b>14%</b>	<b>29%</b>	<b>43%</b>
Reentry Council	7	5	\$0	0%	0%	0%	0%
<b>Rent Board Commission</b>	<b>10</b>	<b>10</b>	<b>\$ 9,381,302</b>	<b>10%</b>	<b>0%</b>	<b>30%</b>	<b>60%</b>
<b>Residential Users Appeal Board</b>	<b>3</b>	<b>2</b>	<b>\$ 900</b>	<b>0%</b>	<b>0%</b>	<b>0%</b>	<b>50%</b>
<b>Retire Health Care Trust Fund Board</b>	<b>5</b>	<b>5</b>	<b>\$ 70,000</b>	<b>0%</b>	<b>0%</b>	<b>0%</b>	<b>0%</b>
<b>Retirement System Board</b>	<b>7</b>	<b>7</b>	<b>\$ 90,000,000</b>	<b>14%</b>	<b>14%</b>	<b>29%</b>	<b>57%</b>
<b>Small Business Commission</b>	<b>7</b>	<b>7</b>	<b>\$ 3,505,244</b>	<b>14%</b>	<b>0%</b>	<b>14%</b>	<b>43%</b>
SoMa Community Planning Advisory Committee	11	7	\$0	0%	0%	0%	0%

**Figure 26: Policy Body Demographics, 2021, Continued**

<b>Policy Body*</b>	<b>Total Seats</b>	<b>Filled Seats</b>	<b>FY20-21 Budget</b>	<b>Women</b>	<b>Women of Color</b>	<b>People of Color</b>	<b>Survey Response Rate</b>
SoMa Community Stabilization Fund Community Advisory Committee	14	10	\$0	0%	0%	10%	10%
Southeast Community Facility Commission	7	7	\$0	0%	0%	0%	0%
<b>Sunshine Ordinance Task Force</b>	<b>11</b>	<b>9</b>	<b>\$0</b>	<b>56%</b>	<b>44%</b>	<b>44%</b>	<b>89%</b>
Sweatfree Procurement Advisory Group	11	6	\$0	0%	0%	0%	0%
Transgender Advisory Committee	14	14	\$0	0%	0%	21%	36%
<b>Treasure Island Development Authority</b>	<b>7</b>	<b>6</b>	<b>\$0</b>	<b>17%</b>	<b>17%</b>	<b>33%</b>	<b>50%</b>
Urban Forestry Council	15	14	\$0	0%	0%	0%	0%
Veterans Affairs Commission	17	16	\$ 150,000	0%	0%	0%	0%
<b>War Memorial Board of Trustees</b>	<b>11</b>	<b>11</b>	<b>\$ 18,500,000</b>	<b>27%</b>	<b>18%</b>	<b>18%</b>	<b>45%</b>
<b>Workforce Investment Board</b>	<b>30</b>	<b>27</b>	<b>\$0</b>	<b>0%</b>	<b>0%</b>	<b>0%</b>	<b>0%</b>
Youth Commission	17	17	\$0	41%	35%	71%	88%

*\*Policy Bodies in bold are Commission and Boards, while unbolded bodies are Advisory Bodies.*

**Figure 27: San Francisco Population Estimates by Race/Ethnicity and Gender, 2017\***

Race/Ethnicity	Total		Female		Male	
	Estimate	Percent	Estimate	Percent	Estimate	Percent
San Francisco County, California	864,263	-	423,630	49%	440,633	51%
White, non-Hispanic or Latino	353,000	38%	161,381	17%	191,619	20%
Asian	295,347	31%	158,762	17%	136,585	15%
Hispanic or Latinx	131,949	14%	62,646	7%	69,303	7%
Some Other Race	64,800	7%	30,174	3%	34,626	4%
Black or African American	45,654	5%	22,311	2.4%	23,343	2.5%
Two or More Races	43,664	5%	21,110	2.2%	22,554	2.4%
Native Hawaiian and Pacific Islander	3,226	0.3%	1,576	0.2%	1,650	0.2%
Native American and Alaska Native	3,306	0.4%	1,589	0.2%	1,717	0.2%

*San Francisco Population estimates come from the 2017 and 2018 American Community Survey 5-Year Estimates.*

*\*Due to unavailable updated data on San Francisco population, the data used to represent the San Francisco population is from the 2019 Gender Analysis Report.*



City and County of San Francisco  
**Department on the Status of Women**



London N. Breed  
Mayor

## Acknowledgments

---

The San Francisco Department on the Status of Women would like to thank the various policy body members, commission secretaries, and city staff who graciously assisted in collecting demographic data and providing information about their respective policy bodies. In particular, the Department would like to thank interns Charly De Nocker and Brooklynn McPherson for the data collection and analysis of this report.

### **San Francisco Commission on the Status of Women**

President Breanna Zwart  
Vice President Dr. Shokooh Miry  
Commissioner Sophia Andary  
Commissioner Sharon Chung  
Commissioner Dr. Anne Moses  
Commissioner Dr. Raveena Rihal  
Commissioner Ani Rivera

Kimberly Ellis, Director  
Department on the Status of Women

This report is available at the San Francisco Department on the Status of Women website, <https://sfgov.org/dosw/gender-analysis-reports>.

City and County of San Francisco  
Department on the Status of Women  
25 Van Ness Avenue, Suite 240  
San Francisco, California 94102  
sfgov.org/dosw  
[dosw@sfgov.org](mailto:dosw@sfgov.org)  
415.252.2570