

Tenderloin Retail Restriction Pilot Report



CITY & COUNTY OF SAN FRANCISCO

Police Department

April 24, 2025

Problem Statement

The Tenderloin/SOMA open-air drug market has contributed to deteriorating street conditions, rampant drug sales, public drug use and drug intoxication, excessive trash, discarded drug paraphernalia, and unsanitary conditions on our city sidewalks. The drug market also contributes to rampant retail theft and a robust illegal vending market.

Drivers of the drug market

- Illegal economic opportunities
- Availability and low prices of fentanyl and other drugs

Impact

- Reputational harm to the City of San Francisco
- Record injury and death due to overdosing on illegal substances

The current drug environment creates unsafe and unhealthy conditions, resulting in societal fear and economic loss.

Collaborative Agencies

Law Enforcement

- SF Sheriff
- Adult Probation
- SF District Attorney
- California Highway Patrol
- CA Dept. of Corrections
- BART Police Department
- Federal Protective Services
- Drug Enforcement Agency
- Alcohol Tobacco and Firearms
- Federal Bureau of Investigations
- US Attorney's Office
- SF Juvenile Probation Dept.
- SF Park Rangers
- Homeland Security Investigations
- SF Police Department

Non-Law Enforcement

- Department of Emergency Management
- SF Fire Department
- Department of Public Works
- Department of Public Health
- Department of Homelessness and Supportive Housing
- SF Human Services Agency
- SF City Attorney's Office
- SF Municipal Transportation Agency
- Department of Parking & Traffic
- SF Parks and Recreation
- Ambassador Programs
- Community based organizations

Tenderloin Retail Hours Restriction Pilot Program

Ordinance Overview


- Prohibit certain retail stores from being open between 12 a.m. to 5 a.m.
- Authorize DPH to fine stores violating the limitation up to \$1,000 per hour of violation
- Program Term – Two Years
- Investigation/Fine
 - Administrative fine of up to \$1,000 per hour of violation based on SFPD evidence.
- Impacted Retail Stores – certain stores that sell prepacked food or tobacco products. Does NOT apply to restaurants, bars, or other non-retail businesses.
- “Tenderloin Public Safety Area” – limited to high crime area of Tenderloin

Expected Results


- Reduce community fear and insecurity related to unsafe conditions.
- Reduce risk factors to Public, LE, and other agencies
- Reduce accumulation of unsanitary and unsafe debris
- Reduce the strain on agencies to supply added resources to the area
- Increase the ability to investigate crime

Observations

Prior to City Ordinance taking effect there were large-scale gatherings in the vicinity of open stores during late-night hours were often observed by community and law enforcement.



June 2024


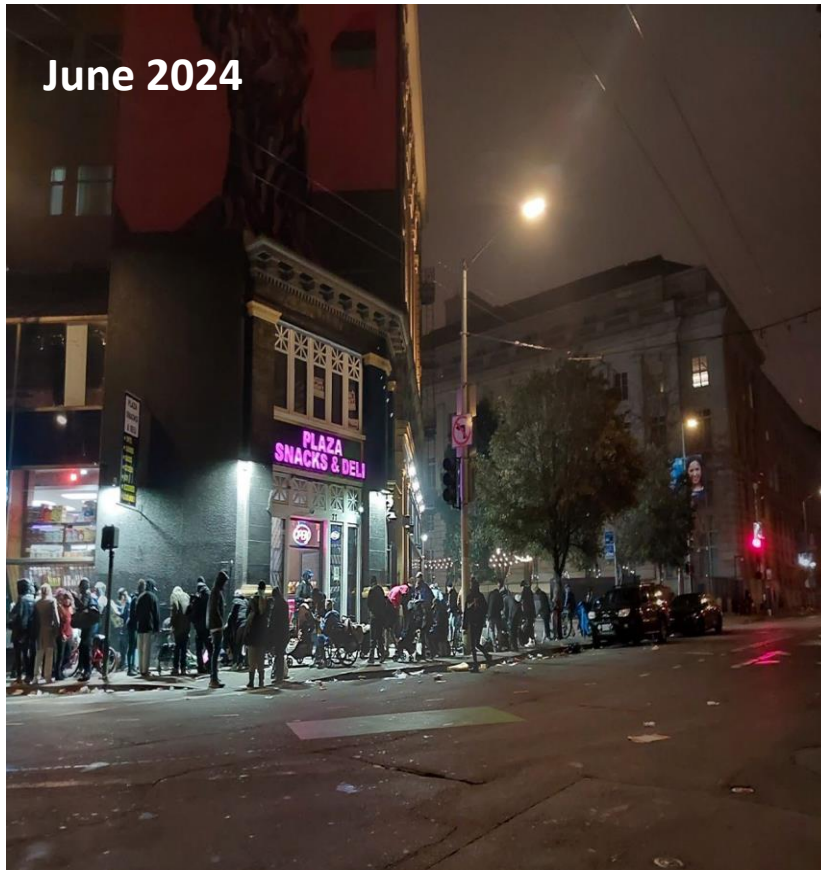


March 2025

149 Hyde Street (after midnight)

Observations



Prior to City Ordinance taking effect there were large-scale gatherings in the vicinity of open stores during late-night hours observed by community and law enforcement.



77 McAllister Street (after midnight)

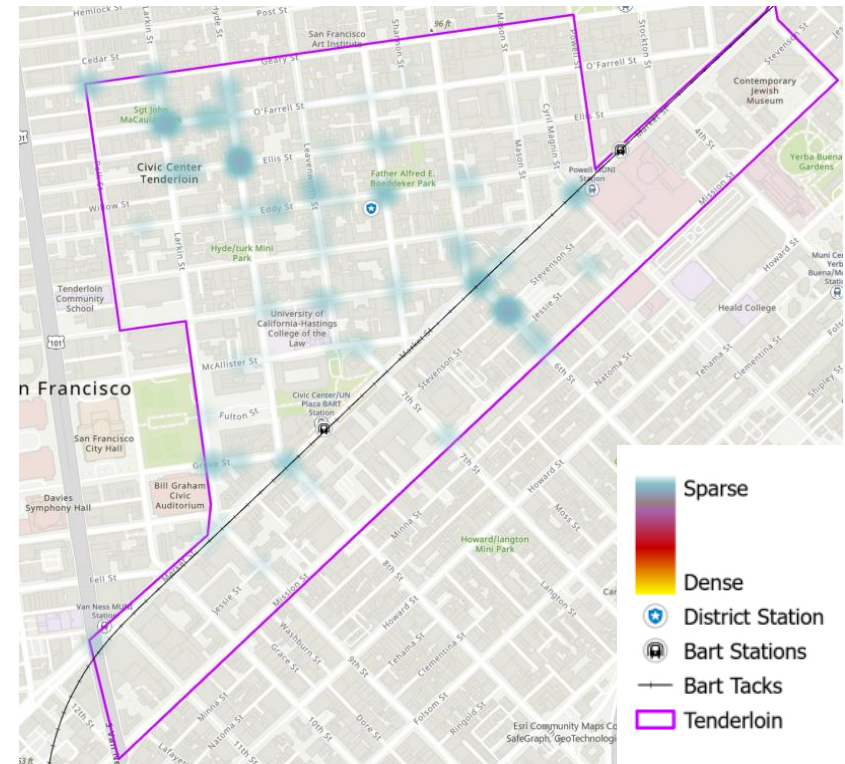
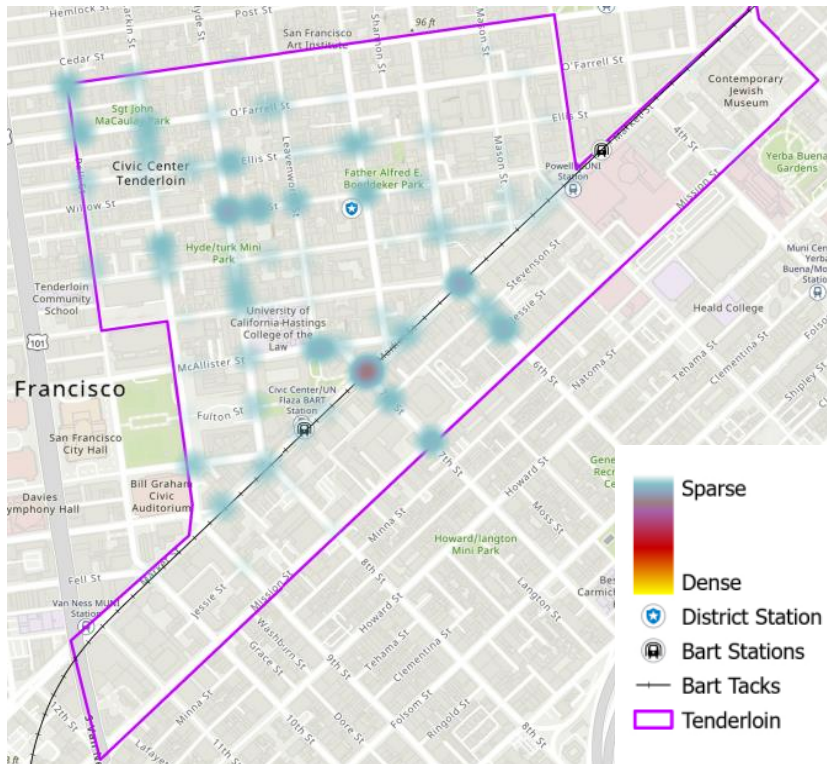
Observations

Prior to City Ordinance taking effect there were large-scale gatherings in the vicinity of open stores during late-night hours observed by community and law enforcement.



200 Leavenworth Street

Sec. 1: Tenderloin District 0:00-04:59



Pre Policy:
Jan 2024 – Jul 2024
184 incidents

Post Policy:
Jul 2024 – Jan 2025
160 incidents

Sec.1 Tenderloin District 0:00-04:59 & 0:00-23:59

	Pre-Policy : Jan 2024 – July 2024	Post Policy: July 2024 – Jan 2025	% Change
Crime Category	Tenderloin 0:00-04:59	Tenderloin 0:00-04:59	Tenderloin 0:00-04:59
All Assaults	103	90	-13%
Homicide	1	1	0%
Narcotics	87	74	-15%
Non-Fatal Shootings	8	1	-88%
Rape	7	6	-14%
Robbery	31	31	0%
Shootings without injury	2	4	100%
Total Distinct Incident Counts	184*	160**	-13%

*55 incidents appear in duplicate crime categories from 0:00 – 04:59 but the incidents are counted in the total once.

** 47 incidents appear in duplicate crime categories from 0:00 – 04:59 but the incidents are counted in the total once.

Sec. 2: TL Public Safety Zone 0:00-04:59

	Pre-Policy : Jan 2024 – July 2024	Post Policy: July 2024 – Jan 2025	% Change
Crime Category	TL Public Safety Zone	TL Public Safety Zone	TL Public Safety Zone
All Assaults	51	43	-16%
Homicide	0	1	N/A
Narcotics	42	37	-12%
Non-Fatal Shootings	4	1	-75%
Rape	3	4	33%
Robbery	16	15	-6%
Shootings without injury	2	2	0%
Total Distinct Incident Counts	93*	80**	-14%

- 25 incidents appear in duplicate categories in TL Public Safety Zone, but the incidents are counted in the total once.

** 23 incidents appear in duplicate categories in TL Public Safety Zone, but the incidents are counted in the total once.

Calls for Service

Below are statistics regarding calls for service from the hours of 12:00AM to 5:00AM between the pre-op period of 01/2024 to 07/2024 and the post-op period of 07/2024 to 01/2025

Tenderloin Public Safety Area

Calls For Service Dispatched	Tenderloin Public Safety Area		
	Pre Op	Post Op	% Change
Priority A	328	330	0.61%
Priority B	440	433	-1.59%
Priority C	582	556	-4.47%
Priority A - C	1350	1319	-2.30%

Calls For Service On View	Tenderloin Public Safety Area		
	Pre Op	Post Op	% Change
Priority A	27	16	-40.74%
Priority B	344	179	-47.97%
Priority C	450	268	-40.44%
Priority A - C	821	463	-43.61%

Calls For Service Dispatch + On View	2171	1782	-17.92%
---	-------------	-------------	----------------

Co J. Tenderloin Police District

Calls For Service Dispatched	Tenderloin Police District		
	Pre Op	Post Op	% Change
Priority A	971	956	-1.54%
Priority B	1270	1276	0.47%
Priority C	1560	1528	-2.05%
Priority A - C	3801	3760	-1.08%

Calls For Service On View	Tenderloin Police District		
	Pre Op	Post Op	% Change
Priority A	45	25	-44.44%
Priority B	682	457	-32.99%
Priority C	1040	1022	-1.73%
Priority A - C	1767	1504	-14.88%

Calls For Service Dispatch + On View	5568	5264	-5.46%
---	-------------	-------------	---------------

SFPD Code, Article 58



■ 8 Total Violations ■ 4 Repeat Violations

Tenderloin Retail Hours Restriction Pilot Program

New 12 A.M. to 5 A.M. Business Closure Hours Required by Law

Number of Violations

- **Total Violations:** 8
- **Number of unduplicated businesses in violation:** 5
- **Repeat Violations:** 4
 - All 4 repeat violations were from **one retail market.**
 - *Violations occurred on:*
 - *October 17, 2024*
 - *November 12, 2024*
 - *January 8, 2025*
 - *April 1, 2025*

DPH Director's Hearings

Businesses found in violation and were issued a Notice had the right to request for a hearing within 15-days.

- **Total Cases Heard:** 2
- **Cases Waiving Hearing Rights:** 1

Administrative Penalties

- **Total Penalties Collected:** \$100 out of \$2,650

Referrals to City Attorney

- **Total Referrals:** 2



POPULATION HEALTH DIVISION
SAN FRANCISCO DEPARTMENT OF PUBLIC HEALTH

Any Questions?

Thank you!