

**CALIFORNIA
ADOPTED THE FOLLOWING:**

FINAL EXPRESS TERMS
FOR STATE AGENCY APPROVED CHANGES TO THE 2015 INTERNATIONAL
RESIDENTIAL CODE (IRC)
FOR THE **2016 CALIFORNIA RESIDENTIAL CODE (CRC)** CALIFORNIA CODE OF
REGULATIONS (CCR), TITLE 24, PART 2.5

- THE DEPARTMENT OF HOUSING AND COMMUNITY DEVELOPEMENT (HCD)
- THE OFFICE OF THE STATE FIRE MARSHAL (SFM)

Disclaimer: All Final Express Terms for the above mentioned agencies are available and were obtained from the Building Standards Commission at the following link:

<http://www.bsc.ca.gov/Rulemaking/adoptcycle/2015CodeAdoptionCycle/ApprovedStandardsDecember2015.aspx><http://www.bsc.ca.gov/Rulemaking/adoptcycle/2015CodeAdoptionCycle/ApprovedStandardsJanuary2016.aspx>

TABLE OF CONTENTS

DIVISION	AGENCY PROPOSAL #
1. THE DEPARTMENT OF HOUSING AND COMMUNITY DEVELOPMENT	(HCD 02/15)
2. THE OFFICE OF THE STATE FIRE MARSHAL	(SFM 01/15)

Disclaimer: All Final Express Terms for the above mentioned agencies are available and were obtained from the Building Standards Commission at the following links:

<http://www.bsc.ca.gov/Rulemaking/adoptcycle/2015CodeAdoptionCycle/ApprovedStandardsDecember2015.aspx><http://www.bsc.ca.gov/Rulemaking/adoptcycle/2015CodeAdoptionCycle/ApprovedStandardsJanuary2016.aspx>

**FINAL EXPRESS TERMS
FOR
PROPOSED BUILDING STANDARDS
OF THE
DEPARTMENT OF HOUSING AND COMMUNITY DEVELOPMENT
REGARDING THE ADOPTION BY REFERENCE OF THE
2015 EDITION OF THE INTERNATIONAL RESIDENTIAL CODE
WITH PROPOSED AMENDMENTS INTO THE 2016 CALIFORNIA RESIDENTIAL CODE
CALIFORNIA CODE OF REGULATIONS, TITLE 24, PART 2.5**

(HCD 02/15)

The Department of Housing and Community Development (HCD) proposes to adopt the 2015 edition of the International Residential Code (IRC) for codification and effectiveness into the 2016 edition of the California Residential Code (CRC) as presented on the following pages, including any necessary amendments. HCD further proposes to:

- Repeal the 2012 edition of the International Residential Code;
- Repeal the 2013 edition of the California Residential Code, which includes amendments to the model code that are no longer necessary;
- Repeal or amend building standards that are not addressed by a model code;
- Relocate or codify existing adopted and necessary amendments to the model code into the format of the model code proposed for adoption, the action of which has no regulatory effect; and/or
- Adopt new building standards that are not addressed by the model code proposed for adoption.

LEGEND FOR EXPRESS TERMS:

1. **IRC language with new California amendments:** IRC language shown in normal Arial 9-point; California amendments to IRC text shown *underlined and in italics* with vertical bar in left margin.
2. **Existing California amendments being modified:** All such language shown in *italics*, modified language is *underlined* or shown in ~~strikeout~~ with vertical bar in left margin.
3. **Existing California amendments with no modifications:** All such existing language shown in *italics*, modified model code language shown in ~~strikeout~~.
4. **Text not being modified:** All language not displayed in full is shown as "..." (i.e., ellipsis).
5. **Repealed text:** All language shown in ~~strikeout~~.
6. **Notation:** Authority and Reference citations are provided at the end of each action.

The Express Terms include amendments which correct references from the International Residential Code (IRC) to the *California Residential Code (CRC)*. Similar amendments are also proposed to correct references to other International model codes to the appropriate California code and to correct reference to IRC sections not proposed for adoption by HCD.

SUMMARY OF REGULATORY ACTION

HCD PROPOSES TO:

- Adopt standards from the 2015 International Residential Code into the 2016 California Residential Code **without amendment**.
- Adopt standards from the 2015 International Residential Code into the 2016 California Residential Code **with amendment**.
- Bring forward existing California Amendments from the 2013 California Residential Code for adoption into the 2016 California Residential Code **with modifications**.
- Bring forward existing California Amendments from the 2013 California Residential Code for adoption into the 2016 California Residential Code **without modifications**, except for editorial corrections.
- Repeal 2013 California Amendments, which are **not** brought forward into the 2016 California Residential Code.

1. HCD proposes to bring forward existing California Amendments in Chapter 1, Division I, from the 2013 California Residential Code for adoption into the 2016 California Residential Code with modifications as follows:

**CHAPTER 1
SCOPE AND ADMINISTRATION**

**DIVISION I
CALIFORNIA ADMINISTRATION**

**SECTION 1.1
GENERAL**

1.1.1 Title. *These regulations shall be known as the California Residential Code, may be cited as such and will be referred to herein as "this code." The California Residential Code is Part 2.5 of twelve parts of the official compilation and publication of the adoption, amendment, and repeal of building regulations to the California Code of Regulations, Title 24, also referred to as the California Building Standards Code. This part incorporates by adoption the 2012 2015 International Residential Code of the International Code Council with necessary California amendments.*

1.1.2 Purpose. *The purpose of this code is to establish the minimum requirements to safeguard the public health, safety and general welfare through structural strength, means of egress facilities, stability, access to persons with disabilities, sanitation, adequate lighting and ventilation and energy conservation; safety to life and property from fire and other hazards attributed to the built environment; and to provide safety to fire fighters and emergency responders during emergency operations.*

1.1.3 Scope. *The provisions of this code shall apply to the construction, alteration, movement, enlargement, replacement, repair, equipment, use and occupancy, location, maintenance, removal and demolition of every detached one- and two-family dwelling, efficiency dwelling unit, and townhouse not more than three stories above grade plane in height with a separate means of egress and structures accessory thereto throughout the State of California.*

Exceptions:

1. *Live/work units complying with the requirements of Section 419 of the California Building Code shall be permitted to be built as one- and two-family dwellings or townhouses.*
2. *Owner-occupied lodging houses with five or fewer guestrooms shall be permitted to be constructed in accordance with the California Residential Code for One- and Two-family Dwellings.*

1.1.3.1 Classification. *Structures or portions of structures shall be classified with respect to occupancy in one or more of the groups listed below. A room or space that is intended to be occupied at different times for different purposes shall comply with all of the requirements that are applicable to each of the purposes for which the room or space will be occupied. Structures with multiple occupancies or uses shall comply with Section 508 of the California Building Code. Where a structure is proposed for a purpose that is not specifically provided for in this code, such structure shall be classified in the group that the occupancy most nearly resembles, according to the fire safety and relative hazard involved in accordance with this code or the California Building Code.*

1.1.3.1.1 Residential Group R. *Residential Group R includes, among others, the use of a building or structure, or a portion thereof, for sleeping purposes when not classified as an Institutional Group I. Residential occupancies shall include the following:*

R-3 Residential occupancies where the occupants are primarily permanent in nature and not classified as Group R-1, R-2, R-2.1, R-3.1, R-4 or I, including:

Buildings that do not contain more than two dwelling units.

Townhouses not more than three stories above grade in height with a separate means of egress.

Adult facilities that provide accommodations for six or fewer persons of any age for less than 24-hours.

Licensing categories that may use this classification include, but are not limited to:

Adult Day Programs.

Child care facilities that provide accommodations for six or fewer persons of any age for less than 24-hours. Licensing categories that may use this classification include, but are not limited to:

Day-care Center for Mildly Ill Children, Infant Care Center and School Age Child Day-care Center.

Family Day-care Homes that provide accommodations for 14 or fewer children, in the provider's own home for less than 24-hours.

Congregate living facilities or congregate residences with 16 or fewer persons.

R-3.1 This occupancy group may include facilities licensed by a governmental agency for a residentially based 24-hour care facility providing accommodations for six or fewer clients of any age. Clients may be classified as ambulatory, nonambulatory or bedridden. A Group R-3.1 occupancy shall meet the requirements for construction as defined for Group R-3, except as otherwise provided for in Section ~~R325~~ R335 Special Provisions For Licensed 24-Hour Care Facilities in a Group R-3.1 Occupancy. This group may include:

Adult Residential Facilities Congregate Living

Health Facilities

Foster Family Homes

Group Homes

Intermediate Care Facilities for the developmentally disabled habilitative

Intermediate Care Facilities for the developmentally disabled nursing

Nurseries for the full-time care of children under the age of six, but not including "infants" as defined in Section 202

Residential Care Facilities for the Elderly

Small Family Homes and Residential Care Facilities for the chronically ill

Exception: *Foster Family Homes or Group Homes licensed by the Department of Social Services which provide nonmedical board, room and care for six or fewer ambulatory children or children two years of age or younger, and which do not have any nonambulatory clients shall not be subject to regulations found in Section ~~R325~~ R335.*

Pursuant to Health and Safety Code Section 13143 with respect to these exempted facilities, no city, county or public district shall adopt or enforce any requirement for the prevention of fire or for the protection of life and property against fire and panic unless the requirement would be applicable to a structure regardless of the special occupancy. Nothing shall restrict the application of state or local housing standards to such facilities if the standards are applicable to residential occupancies and are not based on the use of the structure as a facility for ambulatory children. For the purpose of this exception, ambulatory children does not include relatives of the licensee or the licensee's spouse.

Large Family Day-Care Homes. See Section ~~R326~~ R336.

1.1.3.1.2 Utility and Miscellaneous Group U. *Buildings and structures of an accessory character and miscellaneous structures not classified in any specific occupancy shall be constructed, equipped and maintained to conform to the requirements of this code commensurate with the fire and life hazard incidental to their occupancy. Group U shall include, but not be limited to, the following:*

Agricultural buildings

Aircraft hangars, accessory to a one- or two-family residence (see Section 412.5 of the California Building Code)

Barns

Carports

Fences more than 6 7 feet (2134 mm) high

Grain silos, accessory to a residential occupancy

Greenhouses

Livestock shelters

Private garages

Retaining walls

Sheds

Stables

Tanks

Towers

1.1.3.2 Regulated buildings, structures and applications. The model code, state amendments to the model code, and/or state amendments where there are no relevant model code provisions shall apply to detached one- and two-family dwellings, townhouses, efficiency dwelling units, and structures accessory thereto. State agencies with regulatory authority as specified in Sections 1.2 through 1.14, except where modified by local ordinance pursuant to Section 1.1.8. When adopted by a state agency, the provisions of this code shall be enforced by the appropriate enforcing agency, but only to the extent of authority granted to such agency by the state legislature.

Note: See Preface to distinguish the model code provisions from the California provisions.

1. One- and two-family dwellings, townhouses, employee housing, factory-built housing and other types of dwellings containing sleeping accommodations with common toilets or cooking facilities. See Section 1.8.2.1.1.
2. Permanent buildings and permanent accessory buildings or structures constructed within mobile-home parks and special occupancy parks regulated by the Department of Housing and Community Development. See Section 1.8.2.1.3.

1.1.4 Appendices. Provisions contained in the appendices of this code shall not apply unless specifically adopted by a state agency or adopted by a local enforcing agency in compliance with Health and Safety Code Section 18901 et seq. for Building Standards Law, Health and Safety Code Section 17950 for State Housing Law and Health and Safety Code Section 13869.7 for Fire Protection Districts. See Section 1.1.8 of this code.

1.1.5 Referenced codes. The codes, standards and publications adopted and set forth in this code, including other codes, standards and publications referred to therein are, by title and date of publication, hereby adopted as standard reference documents of this code. When this code does not specifically cover any subject related to building design and construction, recognized architectural or engineering practices shall be employed. The National Fire Codes, standards and the Fire Protection Handbook of the National Fire Protection Association are permitted to be used as authoritative guides in determining recognized fire prevention engineering practices.

1.1.6 Nonbuilding standards, orders and regulations. Requirements contained in the International Residential Code, or in any other referenced standard, code or document, which are not building standards as defined in Health and Safety Code Section 18909, shall not be construed as part of the provisions of this code. For nonbuilding standards, orders and regulations see other titles of the California Code of Regulations.

1.1.7 Order of precedence and use.

1.1.7.1 Differences. In the event of any differences between these building standards and the standard reference documents, the text of these building standards shall govern.

1.1.7.2 Specific provisions. Where a specific provision varies from a general provision, the specific provision shall apply.

1.1.7.3 Conflicts. When the requirements of this code conflict with the requirements of any other part of the California Building Standards Code, Title 24, the most restrictive requirements shall prevail.

1.1.7.3.1 Detached one- and two-family dwellings. Detached one- and two-family dwellings, efficiency dwelling units and townhouses not more than three stories above grade plane in height with a separate means of egress and their accessory structures shall not be required to comply with the more restrictive requirements contained in Title 24, Part 2, may be designed and constructed in accordance with this code or the California Building Code, but not both, unless the proposed structure(s) or element(s) exceed the design limitations established in the ~~California Residential Code~~ this code and the code user is specifically directed by this code to use the California Building Code.

1.1.8 City, county, or city and county amendments, additions or deletions. The provisions of this code do not limit the authority of city, county, or city and county governments to establish more restrictive and reasonably necessary differences to the provisions contained in this code pursuant to complying with Section 1.1.8.1. The effective date of amendments, additions or deletions to this code by a city, county, or city and county filed pursuant to Section 1.1.8.1 shall be the date filed. However, in no case shall the amendments, additions or deletions to this code be effective any sooner than the effective date of this code.

Local modifications shall comply with Health and Safety Code Section 18941.5 for Building Standards Law, Health and Safety Code Section 17958 for State Housing Law or Health and Safety Code Section 13869.7 for Fire Protection Districts.

1.1.8.1 Findings and filings.

1. The city, county, or city and county shall make express findings for each amendment, addition or deletion based upon climatic, topographical or geological conditions.

Exception: Hazardous building ordinances and programs mitigating unreinforced masonry buildings.

2. The city, county, or city and county shall file the amendments, additions or deletions expressly marked and identified as to the applicable findings. Cities, counties, cities and counties, and fire departments shall file the amendments, additions or deletions, and the findings with the California Building Standards Commission at 2525 Natomas Park Drive, Suite 130, Sacramento, CA 95833.
3. Findings prepared by fire protection districts shall be ratified by the local city, county, or city and county and filed with the California Department of Housing and Community Development, Division of Codes and Standards, P.O. Box 1407, Sacramento, CA 95812-1407 or ~~1800 3rd Street, Room 260, Sacramento, CA 95814~~ 2020 W. El Camino Avenue, Suite 250, Sacramento, CA 95833-1829.

1.1.9 Effective date of this code. Only those standards approved by the California Building Standards Commission that are effective at the time an application for building permit is submitted shall apply to the plans and specifications for, and to the construction performed under, that permit. For the effective dates of the provisions contained in this code, see the History Note page of this code.

1.1.10 Availability of codes. At least one complete copy each of Titles 8, 19, 20, 24 and 25 with all revisions shall be maintained in the office of the building official responsible for the administration and enforcement of this code. Each state department concerned and each city, county, or city and county shall have an up-to-date copy of the code available for public inspection. See Health and Safety Code Section 18942(~~d~~) (e) (1) and (2).

1.1.11 Format. This part fundamentally adopts the International Residential Code by reference on a chapter-by-chapter basis. When a specific chapter of the International Residential Code is not printed in the code and is marked "Reserved", such chapter of the International Residential Code is not adopted as a portion of this code. When a specific chapter of the International Residential Code is marked "Not Adopted by the State of California" but appears in the code, it may be available for adoption by local ordinance.

Note: Matrix Adoption Tables at the front of each chapter may aid the code user in determining which chapter or sections within a chapter are applicable to buildings under the authority of a specific state agency, but they are not considered regulatory.

1.1.12 Validity. If any chapter, section, subsection, sentence, clause or phrase of this code is for any reason held to be unconstitutional, contrary to statute, exceeding the authority of the state as stipulated by statutes or otherwise inoperative, such decision shall not affect the validity of the remaining portion of this code.

SECTION 1.8 DEPARTMENT OF HOUSING AND COMMUNITY DEVELOPMENT (HCD)

1.8.1 Purpose. The purpose of this code is to establish the minimum requirements necessary to protect the health, safety and general welfare of the occupants and the public by governing accessibility, erection, construction, reconstruction, enlargement, conversion, alteration, repair, moving, removal, demolition, occupancy, use, height, court, area, sanitation, ventilation, maintenance and safety to life and property from fire and other hazards attributed to the built environment.

SECTION 1.8.2 AUTHORITY AND ABBREVIATIONS

1.8.2.1 General. The Department of Housing and Community Development is authorized by law to promulgate and adopt building standards and regulations for several types of building applications. The applications under the authority of the Department of Housing and Community Development are listed in Sections 1.8.2.1.1 through 1.8.2.1.3.

1.8.2.1.1 Housing construction.

Application—Hotels, motels, lodging houses, ~~apartment houses~~ apartments, dwellings, dormitories, condominiums, shelters for homeless persons, congregate residences, employee housing, factory-built housing and other types of dwellings containing sleeping accommodations with or without common toilet or cooking facilities including accessory buildings, facilities and uses thereto. Sections of this code which pertain to applications listed in this section are identified using the abbreviation "HCD 1."

Enforcing Agency—Local building department or the Department of Housing and Community Development.

Authority Cited—Health and Safety Code Sections 17040, 17050, 17920.9, 17921, 17921.3, 17921.6, 17921.10, 17922, 17922.6, 17922.12, 17927, 17928, 17959.6, 18300, 18552, 18554, 18620, 18630, 18640, 18670, 18690, 18691, 18865, 18871.3, 18871.4, 18873, 18873.1, 18873.2, 18873.3, 18873.4, 18873.5, 18938.3, 18944.11 and 19990; and Government Code Section 12955.1.

Reference—Health and Safety Code Sections 17000 through 17062.5, 17910 through 17995.5, 18200 through 18700, 18860 through 18874, and 19960 through 19997; and Government Code Sections 12955.1 and 12955.1.1.

1.8.2.1.2 Housing accessibility.

Application — ~~"COVERED MULTIFAMILY DWELLINGS"~~ Covered multifamily dwellings as defined in Chapter 44A 2 of the California Building Code (CBC) including, but not limited to, lodging houses, dormitories, timeshares, condominiums, shelters for homeless persons, congregate residences, ~~apartment houses~~ apartments, dwellings, employee housing, factory-built housing and other types of dwellings containing sleeping accommodations with or without common toilet or cooking facilities.

Disabled access regulations promulgated under HCD authority are located in Chapter 11A of the California Building Code (CBC) and are identified by the abbreviation "HCD 1-AC." The application of such provisions shall be in conjunction with other requirements of the Building Standards Code and apply only to newly constructed ~~"COVERED MULTIFAMILY DWELLINGS"~~ covered multifamily dwellings as defined in CBC Chapter 44A 2 of the California Building Code. "HCD 1-AC" applications include, but are not limited to, the following:

1. All newly constructed ~~"COVERED MULTIFAMILY DWELLINGS"~~ covered multifamily dwellings as defined in CBC Chapter 44A 2 of the California Building Code.
2. New ~~"COMMON USE AREAS"~~ common use areas as defined in CBC Chapter 44A 2 of the California Building Code serving existing covered multifamily dwellings.
3. Additions to existing buildings, where the addition alone meets the definition of ~~"COVERED MULTIFAMILY DWELLINGS"~~ covered multifamily dwellings as defined in CBC Chapter 44A 2 of the California Building Code.
4. Common use areas serving covered multifamily dwellings.
5. Where any portion of a building's exterior is preserved, but the interior of the building is removed, including all structural portions of floors and ceilings, the building is considered a new building for the purpose of determining the application of CBC California Building Code, Chapter 11A.

"HCD 1-AC" building standards generally do not apply to public use areas or public accommodations such as hotels and motels or public housing. Public use areas, public accommodations, and public housing and housing which is publicly funded as defined in Chapter 2 of the CBC California Building Code are subject to the Division of the State Architect (DSA-AC) in Chapter 11B and are referenced in CBC California Building Code Section 1.9.1.

Enforcing Agency—Local building department or the Department of Housing and Community Development.

Authority cited—Health and Safety Code Sections 17040, 17050, 17920.9, 17921, 17921.3, 17921.6, 17921.10, 17922, 17922.6, 17922.12, 17927, 17928, 17959.6, 18300, 18552, 18554, 18620, 18630, 18640, 18670, 18690, 18691, 18865, 18871.3, 18871.4, 18873, 18873.1, 18873.2, 18873.3, 18873.4, 18873.5, 18938.3, 18944.11 and 19990; and Government Code Section 12955.1.

Reference—Health and Safety Code Sections 17000 through 17062.5, 17910 through 17995.5, 18200 through 18700, 18860 through 18874, and 19960 through 19997; and Government Code Sections 12955.1 and 12955.1.1.

1.8.2.1.3 Permanent buildings in mobilehome parks and special occupancy parks.

Application—Permanent buildings, and permanent accessory buildings or structures, constructed within mobilehome parks and special occupancy parks that are under the control and ownership of the park operator. Sections of this code which pertain to applications listed in this section are identified using the abbreviation "HCD 2."

Enforcing agency—The Department of Housing and Community Development, local building department or other local agency that has assumed responsibility for the enforcement of Health and Safety Code, Division 13, Part 2.1, commencing with Section 18200 for mobilehome parks and Health and Safety Code, Division 13, Part 2.3, commencing with Section 18860 for special occupancy parks.

Authority cited—Health and Safety Code Sections 17040, 17050, 17920.9, 17921, 17921.3, 17921.6, 17921.10, 17922, 17922.6, 17922.12, 17927, 17928, 17959.6, 18300, 18552, 18554, 18620, 18630, 18640, 18670, 18690, 18691, 18865, 18871.3, 18871.4, 18873, 18873.1, 18873.2, 18873.3, 18873.4, 18873.5, 18938.3, 18944.11 and 19990; and Government Code Section 12955.1.

Reference—Health and Safety Code Sections 17000 through 17062.5, 17910 through 17995.5, 18200 through 18700, 18860 through 18874, and 19960 through 19997; and Government Code Sections 12955.1 and 12955.1.1.

SECTION 1.8.3 LOCAL ENFORCING AGENCY

1.8.3.1 Duties and powers. The building department of every city, county, or city and county shall enforce all the provisions of law, this code, and the other rules and regulations promulgated by the Department of Housing and Community Development pertaining to the installation, erection, construction, reconstruction, movement, enlargement, conversion, alteration, repair, removal, demolition or arrangement of ~~apartment-houses~~ apartments, condominiums, hotels, motels, lodging houses and dwellings, including accessory buildings, facilities and uses thereto.

The provisions regulating the erection and construction of dwellings and appurtenant structures shall not apply to existing structures as to which construction is commenced or approved prior to the effective date of these regulations. Requirements relating to use, maintenance and occupancy shall apply to all dwellings and appurtenant structures approved for construction or constructed before or after the effective date of this code.

For additional information regarding the use and occupancy of existing buildings and appurtenant structures, see California Code of Regulations, Title 25, Division 1, Chapter 1, Subchapter 1, commencing with Article 1, Section 1.

1.8.3.2 Laws, rules and regulations. Other than the building standards contained in this code, and notwithstanding other provisions of law, the statutory authority and location of the laws, rules and regulations to be enforced by local enforcing agencies are listed by statute in Sections 1.8.3.2.1 through 1.8.3.2.5 below:

1.8.3.2.1 State Housing Law. Refer to the State Housing Law, California Health and Safety Code, Division 13, Part 1.5, commencing with Section 17910 and California Code of Regulations, Title 25, Division 1, Chapter 1, Subchapter 1, commencing with Section 1, for the erection, construction, reconstruction, movement, enlargement, conversion, alteration, repair, removal, demolition or arrangement of ~~apartment-houses~~ apartments, condominiums, hotels, motels, lodging houses and dwellings, including accessory buildings, facilities and uses thereto.

1.8.3.2.2 Mobilehome Parks Act. Refer to the Mobilehome Parks Act, California Health and Safety Code, Division 13, Part 2.1, commencing with Section 18200 and California Code of Regulations, Title 25, Division 1, Chapter 2, commencing with Section 1000 for mobilehome park administrative and enforcement authority, permits, plans, fees, violations, inspections and penalties both within and outside mobilehome parks.

Exception: Mobilehome parks where the Department of Housing and Community Development is the enforcing agency.

1.8.3.2.3 Special Occupancy Parks Act. Refer to the Special Occupancy Parks Act, California Health and Safety Code, Division 13, Part 2.3, commencing with Section 18860 and California Code of Regulations, Title 25, Division 1,

Chapter 2.2, commencing with Section 2000 for special occupancy park administrative and enforcement authority, permits, fees, violations, inspections and penalties both within and outside of special occupancy parks.

Exception: Special occupancy parks where the Department of Housing and Community Development is the enforcing agency.

1.8.3.2.4 Employee Housing Act. Refer to the Employee Housing Act, California Health and Safety Code, Division 13, Part 1, commencing with Section 17000 and California Code of Regulations, Title 25, Division 1, Chapter 1, Subchapter 3, commencing with Section 600 for employee housing administrative and enforcement authority, permits, fees, violations, inspections and penalties.

1.8.3.2.5 Factory-Built Housing Law. Refer to the Factory-Built Housing Law, California Health and Safety Code, Division 13, Part 6, commencing with Section 19960 and California Code of Regulations, Title 25, Division 1, Chapter 3, Subchapter 1, commencing with Section 3000 for factory-built housing administrative and enforcement authority, permits, fees, violations, inspections and penalties.

SECTION 1.8.4 PERMITS, FEES, APPLICATIONS AND INSPECTIONS

1.8.4.1 Permits. A written construction permit shall be obtained from the enforcing agency prior to the erection, construction, reconstruction, installation, moving or alteration of any building or structure.

Exceptions:

1. Work exempt from permits as specified in Chapter 1, Scope and Application, Division II, Administration, Section R105.2.
2. Changes, alterations or repairs of a minor nature not affecting structural features, egress, sanitation, safety or accessibility as determined by the enforcing agency.

Exemptions from permit requirements shall not be deemed to grant authorization for any work to be done in any manner in violation of other provisions of law or this code.

1.8.4.2 Fees. Subject to other provisions of law, the governing body of any city, county, or city and county may prescribe fees to defray the cost of enforcement of rules and regulations promulgated by the Department of Housing and Community Development. The amount of the fees shall not exceed the amount reasonably necessary to administer or process permits, certificates, forms or other documents, or to defray the costs of enforcement. For additional information, see State Housing Law, Health and Safety Code, Division 13, Part 1.5, Section 17951 and California Code of Regulations, Title 25, Division 1, Chapter 1, Subchapter 1, Article 3, commencing with Section 6.

1.8.4.3 Plan review and time limitations. Subject to other provisions of law, provisions related to plan checking, prohibition of excessive delays and contracting with or employment of private parties to perform plan checking are set forth in State Housing Law, Health and Safety Code Section 17960.1, and for employee housing, in Health and Safety Code Section 17021.

1.8.4.3.1 Retention of plans. The building department of every city, county, or city and county shall maintain an official copy, microfilm, electronic or other type of photographic copy of the plans of every building, during the life of the building, for which the department issued a building permit.

Exceptions:

1. Single or multiple dwellings not more than two stories and basement in height.
2. Garages and other structures appurtenant to buildings listed in Exception 1.
3. Farm or ranch buildings appurtenant to buildings listed in Exception 1.
4. Any one-story building where the span between bearing walls does not exceed 25 feet (7620 mm), except a steel frame or concrete building.

All plans for common interest developments as defined in Section ~~4354~~ 4100 of the California Civil Code shall be retained. For additional information regarding plan retention and reproduction of plans by an enforcing agency, see Health and Safety Code Sections 19850 through 19852.

1.8.4.4 Inspections. Construction or work for which a permit is required shall be subject to inspection by the building official, and such construction or work shall remain accessible and exposed for inspection purposes until approved.

Approval as a result of an inspection shall not be construed to be an approval of a violation of the provisions of this code or other regulations of the Department of Housing and Community Development. Required inspections are listed in Chapter 1, Scope and Application, Division II, Administration, Sections R109.1.1, R109.1.1.1, R109.1.3, R109.1.4, R109.1.4.1, R109.1.4.2, R109.1.5, R109.1.5.1, R109.1.5.2, R109.1.6, R109.1.6.1 and R109.1.6.2.

SECTION 1.8.5 RIGHT OF ENTRY FOR ENFORCEMENT

1.8.5.1 General. Subject to other provisions of law, officers and agents of the enforcing agency may enter and inspect public and private properties to secure compliance with the rules and regulations promulgated by the Department of Housing and Community Development. For limitations and additional information regarding enforcement, see the following:

1. For applications subject to the State Housing Law as referenced in Section 1.8.3.2.1 of this code, refer to Health and Safety Code, Division 13, Part 1.5, commencing with Section 17910 and California Code of Regulations, Title 25, Division 1, Chapter 1, Subchapter 1, commencing with Section 1.
2. For applications subject to the Mobilehome Parks Act as referenced in Section 1.8.3.2.2 of this code, refer to Health and Safety Code, Division 13, Part 2.1, commencing with Section 18200 and California Code of Regulations, Title 25, Division 1, Chapter 2, commencing with Section 1000.
3. For applications subject to the Special Occupancy Parks Act as referenced in Section 1.8.3.2.3 of this Code, refer to Health and Safety Code, Division 13, Part 2.3, commencing with Section 18860 and California Code of Regulations, Title 25, Division 1, Chapter 2.2, commencing with Section 2000.
4. For applications subject to the Employee Housing Act as referenced in Section 1.8.3.2.4 of this code, refer to Health and Safety Code, Division 13, Part 1, Section 17000 and California Code of Regulations, Title 25, Division 1, Chapter 1, Subchapter 3, commencing with Section 600.
5. For applications subject to the Factory-Built Housing Law as referenced in Section 1.8.3.2.5 of this code, refer to Health and Safety Code, Division 13, Part 6, commencing with Sections 19960 and California Code of Regulations, Title 25, Division 1, Chapter 3, Subchapter 1, commencing with Section 3000.

SECTION 1.8.6 LOCAL MODIFICATION BY ORDINANCE OR REGULATION

1.8.6.1 General. Subject to other provisions of law, a city, county, or city and county may make changes to the provisions adopted by the Department of Housing and Community Development. If any city, county, or city and county does not amend, add or repeal by local ordinances or regulations the provisions published in this code or other regulations promulgated by the Department of Housing and Community Development, those provisions shall be applicable and shall become effective 180 days after publication by the California Building Standards Commission. Amendments, additions and deletions to this code adopted by a city, county, or city and county pursuant to California Health and Safety Code Sections 17958.5, 17958.7 and 18941.5, together with all applicable portions of this code, shall also become effective 180 days after publication of the California Building Standards Code by the California Building Standards Commission.

1.8.6.2 Findings, filings and rejections of local modifications. Prior to making any modifications or establishing more restrictive building standards, the governing body shall make express findings and filings, as required by California Health and Safety Code Section 17958.7, showing that such modifications are reasonably necessary due to local climatic, geological or topographical conditions. No modification shall become effective or operative unless the following requirements are met:

1. The express findings shall be made available as a public record.
2. A copy of the modification and express finding, each document marked to cross-reference the other, shall be filed with the California Building Standards Commission for a city, county, or city and county and with the Department of Housing and Community Development for fire protection districts.
3. The California Building Standards Commission has not rejected the modification or change.

Nothing in this section shall limit the authority of fire protection districts pursuant to California Health and Safety Code Section 13869.7(a).

SECTION 1.8.7 ALTERNATE MATERIALS, DESIGNS, TESTS AND METHODS OF CONSTRUCTION

1.8.7.1 General. The provisions of this code as adopted by the Department of Housing and Community Development, are not intended to prevent the use of any alternate material, appliance, installation, device, arrangement, design or method of construction not specifically prescribed by this code. Consideration and approval of alternates shall comply with Section 1.8.7.2 for local building departments and Section 1.8.7.3 for the Department of Housing and Community Development.

1.8.7.2 Local building departments. The building department of any city, county, or city and county may approve alternates for use in the erection, construction, reconstruction, movement, enlargement, conversion, alteration, repair, removal, demolition or arrangement of ~~an apartment house~~ apartments, condominiums, hotels, motels, lodging houses, dwellings, or an accessory structures, except for the following:

1. Structures located in mobilehome parks as defined in California Health and Safety Code Section 18214.
2. Structures located in special occupancy parks as defined in California Health and Safety Code Section 18862.43.
3. Factory-built housing as defined in California Health and Safety Code Section 19971.

1.8.7.2.1 Approval of alternates. The consideration and approval of alternates by a local building department shall comply with the following procedures and limitations:

1. The approval shall be granted on a case-by-case basis.
2. Evidence shall be submitted to substantiate claims that the proposed alternate, in performance, safety and protection of life and health, conforms to, or is at least equivalent to, the standards contained in this code and other rules and regulations promulgated by the Department of Housing and Community Development.
3. The local building department may require tests performed by an approved testing agency at the expense of the owner or owner's agent as proof of compliance.
4. If the proposed alternate is related to accessibility in covered multifamily dwellings or in facilities serving "~~COVERED MULTIFAMILY DWELLINGS~~" covered multifamily dwellings as defined in CBC Chapter 41A 2, the proposed alternate must also meet the threshold set for "~~EQUIVALENT FACILITATION~~" equivalent facilitation as defined in ~~CBC Chapter 41A 2~~ of the California Building Code.

For additional information regarding approval of alternates by a building department pursuant to the State Housing Law, see California Health and Safety Code Section 17951(e) and California Code of Regulations, Title 25, Division 1, Chapter 1, Subchapter 1.

1.8.7.3 Department of Housing and Community Development. The Department of Housing and Community Development may approve alternates for use in the erection, construction, reconstruction, movement, enlargement, conversion, alteration, repair, removal or demolition of ~~an apartment house~~ apartments, condominiums, hotels, motels, lodging houses, dwellings or an accessory thereto and permanent buildings in mobilehome parks and special occupancy parks. The consideration and approval of alternates shall comply with the following:

1. The department may require tests at the expense of the owner or owner's agent to substantiate compliance with the California Building Standards Code.
2. The approved alternate shall, for its intended purpose, be at least equivalent in performance and safety to the materials, designs, tests or methods of construction prescribed by this code.

SECTION 1.8.8 APPEALS BOARD

1.8.8.1 General. Every city, county, or city and county shall establish a process to hear and decide appeals of orders, decisions and determinations made by the enforcing agency relative to the application and interpretation of this code and other regulations governing construction, use, maintenance and change of occupancy. The governing body of any city, county, or city and county may establish a local appeals board and a housing appeals board to serve this purpose. Members of the appeals board(s) shall not be employees of the enforcing agency and shall be knowledgeable in the applicable building codes, regulations and ordinances as determined by the governing body of the city, county, or city and county.

Where no such appeals boards or agencies have been established, the governing body of the city, county, or city and county shall serve as the local appeals board or housing appeals board as specified in California Health and Safety Code Sections 17920.5 and 17920.6.

1.8.8.2 Definitions. The following terms shall for the purposes of this section have the meaning shown.

HOUSING APPEALS BOARD. The board or agency of a city, county, or city and county which is authorized by the governing body of the city, county, or city and county to hear appeals regarding the requirements of the city, county or city and county relating to the use, maintenance and change of occupancy of buildings and structures, including requirements governing alteration, additions, repair, demolition and moving. In any area in which there is no such board or agency, "Housing Appeals Board" means the local appeals board having jurisdiction over the area.

LOCAL APPEALS BOARD. The board or agency of a city, county, or city and county which is authorized by the governing body of the city, county, or city and county to hear appeals regarding the building requirements of the city, county, or city and county. In any area in which there is no such board or agency, "Local Appeals Board" means the governing body of the city, county, or city and county having jurisdiction over the area.

1.8.8.3 Appeals. Except as otherwise provided in law, any person, firm or corporation adversely affected by a decision, order or determination by a city, county, or city and county relating to the application of building standards published in the California Building Standards Code, or any other applicable rule or regulation adopted by the Department of Housing and Community Development, or any lawfully enacted ordinance by a city, county, or city and county, may appeal the issue for resolution to the local appeals board or housing appeals board as appropriate.

The local appeals board shall hear appeals relating to new building construction and the housing appeals board shall hear appeals relating to existing buildings.

SECTION 1.8.9 UNSAFE BUILDINGS OR STRUCTURES

1.8.9.1 Authority to enforce. Subject to other provisions of law, the administration, enforcement, actions, proceedings, abatement, violations and penalties for unsafe buildings and structures are contained in the following statutes and regulations:

1. For applications subject to the State Housing Law as referenced in Section 1.8.3.2.1 of this code, refer to Health and Safety Code, Division 13, Part 1.5, commencing with Section 17910 and California Code of Regulations, Title 25, Division 1, Chapter 1, Subchapter 1, commencing with Section 1.
2. For applications subject to the Mobilehome Parks Act as referenced in Section 1.8.3.2.2 of this code, refer to Health and Safety Code, Division 13, Part 2.1, commencing with Section 18200 and California Code of Regulations, Title 25, Division 1, Chapter 2, commencing with Section 1000.
3. For applications subject to the Special Occupancy Parks Act as referenced in Section 1.8.3.2.3 of this code, refer to Health and Safety Code, Division 13, Part 2.3, commencing with Section 18860 and California Code of Regulations, Title 25, Division 1, Chapter 2.2, commencing with Section 2000.
4. For applications subject to the Employee Housing Act as referenced in Section 1.8.3.2.4 of this code, refer to Health and Safety Code, Division 13, Part 1, commencing with Section 17000 and California Code of Regulations, Title 25, Division 1, Chapter 1, Subchapter 3, commencing with Section 600.
5. For applications subject to the Factory-Built Housing Law as referenced in Section ~~1.8.3.2.5~~ 1.8.3.2.5 of this code, refer to Health and Safety Code, Division 13, Part 6, commencing with Section 19960 and California Code of Regulations, Title 25, Division 1, Chapter 3, Subchapter 1, commencing with Section 3000.

1.8.9.2 Actions and proceedings. Subject to other provisions of law, punishments, penalties and fines for violations of building standards are contained in the following statutes and regulations:

1. For applications subject to the State Housing Law as referenced in Section 1.8.3.2.1 of this code, refer to Health and Safety Code, Division 13, Part 1.5, commencing with Section 17910 and California Code of Regulations, Title 25, Division 1, Chapter 1, Subchapter 1, commencing with Section 1.
2. For applications subject to the Mobilehome Parks Act as referenced in Section 1.8.3.2.2 of this code, refer to Health and Safety Code, Division 13, Part 2.1, commencing with Section 18200 and California Code of Regulations, Title 25, Division 1, Chapter 2, commencing with Section 1000.
3. For applications subject to the Special Occupancy Parks Act as referenced in Section 1.8.3.2.3 of this code, refer to the Health and Safety Code, Division 13, Part 2.3, commencing with Section 18860 and California Code of Regulations, Title 25, Division 1, Chapter 2.2, commencing with Section 2000.

4. For applications subject to the Employee Housing Act as referenced in Section 1.8.3.2.4 of this code, refer to Health and Safety Code, Division 13, Part 1, commencing with Section 17000 and California Code of Regulations, Title 25, Division 1, Chapter 1, Subchapter 3, commencing with Section 600.
5. For applications subject to the Factory-Built Housing Law as referenced in Section 1.8.3.2.5 of this code, refer to Health and Safety Code, Division 13, Part 6, commencing with Section 19960 and California Code of Regulations, Title 25, Division 1, Chapter 3, Subchapter 1, commencing with Section 3000.

**SECTION 1.8.10
OTHER BUILDING REGULATIONS**

1.8.10.1 Existing structures. Subject to the requirements of California Health and Safety Code Sections 17912, 17920.3, 17922, 17922.3, 17958.8 and 17958.9, provisions relating to existing structures (additions, alterations and repairs) shall only apply as identified in the ~~California Building Code Chapter 34~~ California Existing Building Code, Matrix Adoption Table under the authority of the Department of Housing and Community Development as listed in Sections 1.8.2.1.1 through 1.8.2.1.3 of this code.

1.8.10.2 Moved structures. Subject to the requirements of California Health and Safety Code Sections 17922.3 and 17958.9, provisions relating to a moved residential structure are located in ~~CBC Chapter 34~~ the California Existing Building Code and shall only apply as identified in the ~~CBC Chapter 34~~ California Existing Building Code, Matrix Adoption Table under the authority of the Department of Housing and Community Development as listed in Sections 1.8.2.1.1 through 1.8.2.1.3 of this code.

NOTE:

Authority cited: Health and Safety Code Sections 17040, 17050, 17920.9, 17921, 17921.3, 17921.6, 17921.10, 17922, 17922.6, 17922.12, 17927, 17928, 17959.6, 18300, 18552, 18554, 18620, 18630, 18640, 18670, 18690, 18691, 18865, 18871.3, 18871.4, 18873, 18873.1, 18873.2, 18873.3, 18873.4, 18873.5, 18938.3, 18944.11 and 19990; and Government Code Section 12955.1.

Reference: Health and Safety Code Sections 17000 through 17062.5, 17910 through 17995.5, 18200 through 18700, 18860 through 18874 and 19960 through 19997; and Government Code Sections 12955.1 and 12955.1.1.

- 2. HCD proposes to adopt Chapter 1, Division II, Sections R105.2 (Building: 1 – 10 only), R106.1, R106.1.1, R106.1.3, R106.1.4, R106.2, R109.1, R109.1.1, R109.1.1.1, R109.1.3, R109.1.4, R109.1.4.1, R109.1.4.2, R109.1.5, R109.1.5.1, R109.1.5.2, R109.1.6, R109.1.6.1 and R109.1.6.2 ONLY from the 2015 International Residential Code with new amendments, into the 2016 California Residential Code and to bring forward existing California amendments as follows:**

**DIVISION II
ADMINISTRATION**

Division II is not adopted by the Department of Housing and Community Development or the State Fire Marshal except where specifically indicated.

**SECTION R105
PERMITS**

R105.2 Work exempt from permit. Exemption from permit requirements of this code shall not be deemed to grant authorization for any work to be done in any manner in violation of the provisions of this code or any other laws or ordinances of this jurisdiction. Permits shall not be required for the following:

Building:

1. One-story detached accessory structures, provided the floor area does not exceed ~~200~~ 120 square feet (~~48.58~~ 11.15 m²).

SECTION R109 INSPECTIONS

R109.1 Types of inspections. For on-site construction, from time to time the building official, upon notification from the permit holder or his agent, shall make or cause to be made any necessary inspections and shall either approve that portion of the construction as completed or shall notify the permit holder or his or her agent wherein the same fails to comply with this code. *The enforcing agency upon notification of the permit holder or their agent shall within a reasonable time make the inspections set forth in Sections R109.1.1, R109.1.1.1, R109.1.3, R109.1.4, R109.1.4.1, R109.1.4.2, R109.1.5, R109.1.5.1, R109.1.5.2, R109.1.6, R109.1.6.1 and R109.1.6.2.*

Note: *Reinforcing steel or structural framework of any part of any building or structure shall not be covered or concealed without first obtaining the approval of the enforcing agency.*

R109.1.1 Foundation inspection. Inspection of the foundation *and footings* shall be made after poles or piers are set or trenches or basement areas are excavated and any required forms erected and any required reinforcing steel is in place and supported prior to the placing of concrete. The foundation *or footing* inspection shall include excavations for thickened slabs intended for the support of bearing walls, partitions, structural supports, or equipment and special requirements for wood foundations. *Materials for the foundation shall be on the job site except where concrete is ready-mixed in accordance with ASTM C 94. Under this circumstance concrete is not required to be at the job site.*

R109.1.1.1 Concrete slab and under-floor inspection. *Concrete slab and under-floor inspections shall be made after in-slab or under-floor reinforcing steel and building service equipment, conduits, piping or other ancillary building trade products or equipment are installed, but before any concrete is placed or floor sheathing is installed, including the subfloor.*

R109.1.4 Frame and masonry inspection. Inspection of framing and masonry construction shall be made after the roof, masonry, framing, firestopping, draftstopping and bracing are in place and after ~~the plumbing, mechanical and electrical rough inspections~~ *chimneys and vents to be concealed are completed and the rough electrical, plumbing, heating, wires, pipes and ducts are approved.*

R109.1.4.1 Moisture content verification. *Moisture content of framing members shall be verified in accordance with the California Green Building Standards Code, Chapter 4, Division 4.5.*

R109.1.4.2 Lath and gypsum board inspection. *Lath and gypsum board inspections shall be made after lathing and gypsum board, interior and exterior, is in place, but before any plastering is applied or gypsum board joints and fasteners are taped and finished.*

R109.1.5 Other inspections. In addition to inspections in Sections R109.1.1 through ~~R109.1.4~~ R109.1.4.2, the building official shall have the authority to make or require any other inspections to ascertain compliance with this code and other laws enforced by the building official.

R109.1.5.1 Fire-resistance-rated construction inspection. Where fire-resistance-rated construction is required between dwelling units or due to location on property, the building official shall require an inspection of such construction after lathing or gypsum board or gypsum panel products are in place, but before any plaster is applied, or before board or panel joints and fasteners are taped and finished. *Protection of joints and penetrations in fire-resistance-rated assemblies shall not be concealed from view until inspected and approved.*

R109.1.5.2 Special Inspections. *For special inspections, see California Building Code, Chapter 17.*

R109.1.6.2 Operation and maintenance manual. *At the time of final inspection, a manual, compact disc, web-based reference or other media acceptable to the enforcing agency shall be placed in the building in accordance with the California Green Building Standards Code, Chapter 4, Division 4.4.*

NOTE:

Authority cited: Health and Safety Code Sections 17040, 17050, 17920.9, 17921, 17921.3, 17921.6, 17921.10, 17922, 17922.6, 17922.12, 17927, 17928, 17959.6, 18300, 18552, 18554, 18620, 18630, 18640, 18670, 18690, 18691, 18865, 18871.3, 18871.4, 18873, 18873.1, 18873.2, 18873.3, 18873.4, 18873.5, 18938.3, 18944.11 and 19990; and Government Code Section 12955.1.

Reference: Health and Safety Code Sections 17000 through 17062.5, 17910 through 17995.5, 18200 through 18700, 18860 through 18874 and 19960 through 19997; and Government Code Sections 12955.1 and 12955.1.1.

3. HCD proposes to adopt Chapter 2, from the 2015 International Residential Code with new amendments, and bring forward California existing amendments from the 2013 California Residential Code into the 2016 California Residential Code with modification as follows:

**CHAPTER 2
DEFINITIONS**

**SECTION R201
GENERAL**

R201.3 Terms defined in other codes. Where terms are not defined in this code such terms shall have meanings ascribed to them as in ~~other code publications of the International Code Council~~ *the California Building Standards Code, Title 24, California Code of Regulations.*

**SECTION R202
DEFINITIONS**

ALTERATION. Any construction, ~~retrofit~~ or renovation to an existing structure other than repair or addition that requires a permit. Also, a change in a building, electrical, gas, mechanical or plumbing system that involves an extension, addition or change to the arrangement, type or purpose of the original installation that requires a permit.

APPROVED. (HCD 1) Meeting the approval of the enforcing agency, except as otherwise provided by law, when used in connection with any system, material, type of construction, fixture or appliance as the result of investigations and tests conducted by the agency, or by reason of accepted principles or tests by national authorities or technical, health, or scientific organizations or agencies.

Notes:

1. See Health and Safety Code Section 17920 for "Approved" as applied to residential construction and buildings or structures accessory thereto, as referenced in Section 1.8.2.1.1.
2. See Health and Safety Code Section 17921.1 for "Approved" as applied to the use of hotplates in residential construction referenced in Section 1.8.2.1.1.
3. See Health and Safety Code Section 19966 for "Approved" as applied to factory-built housing as referenced in Section 1.8.3.2.5.
4. See Health and Safety Code Section 18201 for "Approved" as applied to mobilehome parks as referenced in Section 1.8.3.2.2.
5. See Health and Safety Code Section 18862.1 for "Approved" as applied to special occupancy parks as referenced in Section 1.8.3.2.3.

APPROVED AGENCY. An established and recognized agency regularly engaged in conducting tests or furnishing inspection services, when such agency has been approved by the building official. (HCD 1) "Approved agency" shall mean "Listing agency" and "Testing agency."

APPROVED LISTING AGENCY. Any agency approved by the enforcing agency, unless otherwise provided by statute, which is in the business of listing and labeling and which makes available at least an annual published report of such listings in which specific information is included that the product has been tested to recognized standards and found to comply.

APPROVED TESTING AGENCY. Any agency which is determined by the enforcing agency, except as otherwise provided by statute, to have adequate personnel and expertise to carry out the testing of systems, materials, and construction fixtures or appliances.

BUILDING. Building shall mean any one- and two-family dwelling or portion thereof, including townhouses, that is used, or designed or intended to be used for human habitation, for living, sleeping, cooking or eating purposes, or any combination thereof, and shall include accessory structures thereto.

Exceptions: For applications listed in Section 1.8.2 regulated by the Department of Housing and Community Development, "Building" shall not include the following:

1. Any mobilehome as defined in Health and Safety Code Section 18008.
2. Any manufactured home as defined in Health and Safety Code Section 18007.
3. Any commercial modular as defined in Health and Safety Code Section 18001.8 or any special purpose commercial modular as defined in Section 18012.5.
4. Any recreational vehicle as defined in Section Health and Safety Code 18010.
5. Any multifamily manufactured home as defined in Section Health and Safety Code 18008.7.

For additional information, see Health and Safety Code Section 18908.

CLIMATE ZONES are the 16 geographic areas of California for which the California Energy Commission has established typical weather data, prescriptive packages and energy budgets. Climate zones are defined by ZIP code and listed in Reference Joint Appendix JA2.

DEPARTMENT. The Department of Housing and Community Development.

DUCT SYSTEM. A continuous passageway for the transmission of air that, in addition to ducts, includes duct fittings, dampers, plenums, fans and accessory air handling equipment and appliances. For definition applicable in Chapter 11, see Section N1101.6 All ducts, duct fittings, plenums and fans when assembled to form a continuous passageway for the distribution of air.

EFFICIENCY DWELLING UNIT. A dwelling unit containing only one habitable room and includes an efficiency unit as defined by Health and Safety Code Section 17958.1. See Section R304.

ENFORCEMENT. Notwithstanding other provisions of law, the applicable section of the Health and Safety Code, Section 17920, is repeated here for clarity:

"Enforcement" means diligent effort to secure compliance, including review of plans and permit applications, response to complaints, citation of violations, and other legal process. Except as otherwise provided in this part, "enforcement" may, but need not, include inspections of existing buildings on which no complaint or permit application has been filed, and effort to secure compliance as to these existing buildings.

ENFORCEMENT AGENCY. See "ENFORCING AGENCY."

ENFORCING AGENCY. The designated department or agency as specified by statute or regulation.

FAMILY. (HCD 1) An individual or two or more persons who are related by blood or marriage; or otherwise live together in a dwelling unit.

FENESTRATION. Skylights, roof windows, vertical windows (whether fixed or moveable); opaque doors; glazed doors; glass block; and combination opaque and glazed doors.

For definition applicable in Chapter 11, see Section N1101.6. See "Fenestration Product" as defined in Title 24, Part 6, the California Energy Code.

GUARD OR GUARDRAIL. A building component or a system of building components located near the open sides of elevated walking surfaces that minimizes the possibility of a fall from the walking surface to the lower level.

INSULATING SHEATHING. An insulating board having a thermal resistance of not less than R-2 of the core material. For definition applicable in Chapter 11, see Section N1101.6.

LABELED. (HCD 1) Labeled means equipment or materials to which has been attached a label, symbol or other identifying mark of an organization, approved by the Department, that maintains a periodic inspection program of production of labeled products, installations, equipment or materials and by whose labeling the manufacturer indicates compliance with appropriate standards or performance in a specified manner.

LIMITED-DENSITY OWNER-BUILT RURAL DWELLINGS. Any structure consisting of one or more habitable rooms intended or designed to be occupied by one family with facilities for living or sleeping, with use restricted to rural areas designated by local jurisdiction. Notwithstanding other sections of law, the applicable section of Health and Safety Code Section 17958.2 is repeated here for clarification purposes.

Section 17958.2. (a) Notwithstanding Section 17958, regulations of the department adopted for limited-density owner-built rural dwellings, which are codified in Article 8 (commencing with Section 74) of Subchapter 1 of Chapter 1 of Title 25 of the California Code of Regulations, shall not become operative within any city or county unless and until the governing body of the city or county makes an express finding that the application of those regulations within the city or county is reasonably necessary because of local conditions and the city or county files a copy of that finding with the department.

(b) In adopting ordinances or regulations for limited-density owner-built rural dwellings, a city or county may make such changes or modifications in the requirements contained in Article 8 (commencing with Section 74) of Subchapter 1 of Chapter 1 of Title 25 of the California Code of Regulations that it determines are reasonably necessary because of local conditions, if the city or county files a copy of the changes or modifications and the express findings for the changes or modifications with the department. No change or modification of that type shall become effective or operative for any purpose until the finding and the change or modification has been filed with the department.

LISTED. (HCD 1) All products that appear in a list published by an approved testing or listing agency. For additional information, see Health and Safety Code Section 17920(h).

LISTED LISTING AGENCY. (HCD 1 & HCD 2) An agency approved by the department that is in the business of listing and labeling products, materials, equipment and installations tested by an approved testing agency, and that maintains a periodic inspection program on current production of listed products, equipment and installations, and that, at least annually, makes available a published report of these listings. For additional information, see Health and Safety Code Section 17920(i).

LODGING HOUSE. (HCD 1) A one-family dwelling where one or more occupants are primarily permanent in nature, and rent is paid for guestrooms. Any building or portion thereof containing not more than five guest rooms where rent is paid in money, goods, labor or otherwise, and that is occupied by the proprietor as the residence of such proprietor.

MASONRY UNIT. Brick, tile, stone, architectural cast stone, glass block or concrete block conforming to the requirements specified in Section 2103 of the International California Building Code.

Clay. A building unit larger in size than a brick, composed of burned clay, shale, fire clay or mixtures thereof.

Concrete. A building unit or block larger in size than 12 inches by 4 inches by 4 inches (305 mm by 102 mm by 102 mm) made of cement and suitable aggregates.

Glass. Nonload-bearing masonry composed of glass units bonded by mortar.

Hollow. A masonry unit whose net cross-sectional area in any plane parallel to the loadbearing surface is less than 75 percent of its gross cross-sectional area measured in the same plane.

Solid. A masonry unit whose net cross-sectional area in every plane parallel to the loadbearing surface is 75 percent or more of its cross-sectional area measured in the same plane.

PASSIVE SOLAR ENERGY COLLECTOR. Uses architectural components, rather than mechanical components, to provide heating or cooling for a building interior.

REPAIR. The reconstruction or renewal of any part of an existing building for the purposes of its maintenance or to correct damage. For definition applicable in Chapter 11, see Section N1101.6.

RISER.

1. The vertical component of a step or stair.

2. A water pipe that extends vertically one full story or more to convey water to branches or to a group of fixtures.

SUNROOM. A one-story structure attached to a dwelling with a glazing area in excess of 40 percent of the gross area of the structure's exterior walls and roof. For definition applicable in Chapter 11, see Section N1101.6

TESTING AGENCY. An agency approved by the department as qualified and equipped for testing of products, materials, equipment and installations in accordance with nationally recognized standards. For additional information, see Health and Safety Code Section 17920(m).

VENTILATION. The natural or mechanical process of supplying conditioned or unconditioned air to, or removing such air from, any space. For definition applicable in Chapter 11, see Section N1101.6.

NOTE:

Authority cited: Health and Safety Code Sections 17040, 17050, 17920.9, 17921, 17921.3, 17921.6, 17921.10, 17922, 17922.6, 17922.12, 17927, 17928, 17959.6, 18300, 18552, 18554, 18620, 18630, 18640, 18670, 18690, 18691, 18865, 18871.3, 18871.4, 18873, 18873.1, 18873.2, 18873.3, 18873.4, 18873.5, 18938.3, 18944.11 and 19990; and Government Code Section 12955.1.

Reference: Health and Safety Code Sections 17000 through 17062.5, 17910 through 17995.5, 18200 through 18700, 18860 through 18874 and 19960 through 19997; and Government Code Sections 12955.1 and 12955.1.1.

4. HCD proposes to NOT adopt the following Chapter 2 definitions from the 2015 International Residential Code into the 2016 California Residential Code:

CHAPTER 2 DEFINITIONS

SECTION R202 DEFINITIONS (NON-ADOPTED)

ACCESSIBLE. Signifies access that requires the removal of an access panel or similar removable obstruction.

ACCESSIBLE, READILY. Signifies access without the necessity for removing a panel or similar obstruction.

ACCESSORY STRUCTURE. A structure that is accessory to and incidental to that of the dwelling(s) and that is located on the same lot.

AIR ADMITTANCE VALVE. A one-way valve designed to allow air into the plumbing drainage system where a negative pressure develops in the piping. This device shall close by gravity and seal the terminal under conditions of zero differential pressure (no flow conditions) and under positive internal pressure.

AIR BARRIER. See Section N1101.6 for definition applicable in Chapter 11.

AIR BREAK (DRAINAGE SYSTEM). An arrangement where a discharge pipe from a fixture, appliance or device drains indirectly into a receptor below the flood-level rim of the receptor, and above the trap seal.

AIR CIRCULATION, FORCED. A means of providing space conditioning utilizing movement of air through ducts or plenums by mechanical means.

AIR CONDITIONING SYSTEM. A system that consists of heat exchangers, blowers, filters, supply, exhaust and return air systems, and shall include any apparatus installed in connection therewith.

AIR GAP, DRAINAGE SYSTEM. The unobstructed vertical distance through free atmosphere between the outlet of a waste pipe and the flood-level rim of the fixture or receptor into which it is discharging.

AIR GAP, WATER DISTRIBUTION SYSTEM. The unobstructed vertical distance through free atmosphere between the lowest opening from a water supply discharge to the flood-level rim of a plumbing fixture.

ANTISIPHON. A term applied to valves or mechanical devices that eliminate siphonage.

APPLIANCE. A device or apparatus that is manufactured and designed to utilize energy and for which this code provides specific requirements.

BACKFLOW, DRAINAGE. A reversal of flow in the drainage system.

BACKFLOW PREVENTER. A backflow prevention assembly, a backflow prevention device or other means or method to prevent backflow into the potable water supply.

BACKFLOW PREVENTER, REDUCED-PRESSURE ZONE TYPE. A backflow prevention device consisting of two independently acting check valves, internally force loaded to a normally closed position and separated by an intermediate chamber (or zone) in which there is an automatic relief means of venting to atmosphere internally loaded to a normally open position between two tightly closing shutoff valves and with means for testing for tightness of the checks and opening of relief means.

BACKFLOW, WATER DISTRIBUTION. The flow of water or other liquids into the potable water supply piping from any sources other than its intended source. Backsiphonage is one type of backflow.

BACKPRESSURE. Pressure created by any means in the water distribution system, which by being in excess of the pressure in the water supply mains causes a potential backflow condition.

BACKPRESSURE, LOW HEAD. A pressure less than or equal to 4.33 psi (29.88 kPa) or the pressure exerted by a 10-foot (3048 mm) column of water.

BACKSIPHONAGE. The flowing back of used or contaminated water from piping into a potable water supply pipe due to a negative pressure in such pipe.

BACKWATER VALVE. A device installed in a drain or pipe to prevent backflow of sewage.

BATHROOM GROUP. A group of fixtures, including or excluding a bidet, consisting of a water closet, lavatory, and bathtub or shower. Such fixtures are located together on the same floor level.

BEND. A drainage fitting, designed to provide a change in direction of a drain pipe of less than the angle specified by the amount necessary to establish the desired slope of the line (see "Elbow" and "Sweep").

BOILER. A self-contained appliance from which hot water is circulated for heating purposes and then returned to the boiler, and that operates at water pressures not exceeding 160 pounds per square inch gage (psig) (1102 kPa gauge) and at water temperatures not exceeding 250°F (121°C).

BRANCH. Any part of the piping system other than a riser, main or stack.

BRANCH, FIXTURE. See "Fixture branch, drainage."

BRANCH, HORIZONTAL. See "Horizontal branch, drainage."

BRANCH INTERVAL. A vertical measurement of distance, 8 feet (2438 mm) or more in developed length, between the connections of horizontal branches to a drainage stack. Measurements are taken down the stack from the highest horizontal branch connection.

BRANCH, MAIN. A water distribution pipe that extends horizontally off a main or riser to convey water to branches or fixture groups.

BRANCH, VENT. A vent connecting two or more individual vents with a vent stack or stack vent.

BTU/H. The listed maximum capacity of an appliance, absorption unit or burner expressed in British thermal units input per hour.

BUILDING DRAIN. The lowest piping that collects the discharge from all other drainage piping inside the house and extends 30 inches (762 mm) in developed length of pipe, beyond the exterior walls and conveys the drainage to the building sewer.

BUILDING SEWER. That part of the drainage system that extends from the end of the building drain and conveys its discharge to a public sewer, private sewer, individual sewage disposal system or other point of disposal.

CHIMNEY CONNECTOR. A pipe that connects a fuel burning appliance to a chimney.

CHIMNEY TYPES.

Residential type appliance. An approved chimney for removing the products of combustion from fuel-burning, residential-type appliances producing combustion gases not in excess of 1,000°F (538°C) under normal operating conditions, but capable of producing combustion gases of 1,400°F (760°C) during intermittent forced firing for periods up to 1 hour. All temperatures shall be measured at the appliance flue outlet. Residential-type appliance chimneys include masonry and factory-built types.

CIRCUIT VENT. A vent that connects to a horizontal drainage branch and vents two traps to not more than eight traps or trapped fixtures connected into a battery.

CIRCULATING HOT WATER SYSTEM. A specifically designed water distribution system where one or more pumps are operated in the service hot water piping to circulate heated water from the water heating equipment to fixtures and back to the water heating equipment.

CLEANOUT. An accessible opening in the drainage system used for the removal of possible obstruction.

CLIMATE ZONE. A geographical region based on climatic criteria as specified in this code.

COLLECTION PIPE. Unpressurized pipe used within the collection system that drains on-site nonpotable water or rainwater to a storage tank by gravity.

COMBINATION WASTE AND VENT SYSTEM. A specially designed system of waste piping embodying the horizontal wet venting of one or more sinks, lavatories or floor drains by means of a common waste and vent pipe adequately sized to provide free movement of air above the flow line of the drain.

COMMERCIAL BUILDING. See Section N1101.6.

COMMON VENT. A single pipe venting two trap arms within the same branch interval, either back-to-back or one above the other.

CONDENSING APPLIANCE. An appliance that condenses water generated by the burning of fuels.

CONDITIONED AREA. That area within a building provided with heating or cooling systems or appliances capable of maintaining, through design or heat loss/gain, 68°F (20°C) during the heating season and/or 80°F (27°C) during the cooling season, or has a fixed opening directly adjacent to a conditioned area.

CONTAMINATION. A high hazard or health hazard impairment of the quality of the potable water that creates an actual hazard to the public health through poisoning or through the spread of disease by sewage, industrial fluids or waste.

CONTINUOUS WASTE. A drain from two or more similar adjacent fixtures connected to a single trap.

CONTROL, LIMIT. An automatic control responsive to changes in liquid flow or level, pressure, or temperature for limiting the operation of an appliance.

CONTROL, PRIMARY SAFETY. A safety control responsive directly to flame properties that senses the presence or absence of flame and, in event of ignition failure or unintentional flame extinguishment, automatically causes shutdown of mechanical equipment.

CONVECTOR. A system incorporating heating element in an enclosure in which air enters an opening below the heating element, is heated and leaves the enclosure through an opening located above the heating element.

CROSS CONNECTION. Any connection between two otherwise separate piping systems that allows a flow from one system to the other.

CURTAIN WALL. See Section N1101.6 for definition applicable in Chapter 11.

DAMPER, VOLUME. A device that will restrict, retard or direct the flow of air in any duct, or the products of combustion of heat producing equipment, vent connector, vent or chimney.

DEMAND RECIRCULATION WATER SYSTEM. See Section N1101.6 for definition applicable in Chapter 11.

DEVELOPED LENGTH. The length of a pipeline measured along the center line of the pipe and fittings.

DILUTION AIR. Air that enters a draft hood or draft regulator and mixes with flue gases.

DIRECT SYSTEM. A solar thermal system in which the gas or liquid in the solar collector loop is not separated from the load.

DIRECT VENT APPLIANCE. A fuel-burning appliance with a sealed combustion system that draws all air for combustion from the outside atmosphere and discharges all flue gases to the outside atmosphere.

DRAFT. The pressure difference existing between the appliance or any component part and the atmosphere, that causes a continuous flow of air and products of combustion through the gas passages of the appliance to the atmosphere.

Induced draft. The pressure difference created by the action of a fan, blower or ejector, that is located between the appliance and the chimney or vent termination.

Natural draft. The pressure difference created by a vent or chimney because of its height, and the temperature difference between the flue gases and the atmosphere.

DRAFT HOOD. A device built into an appliance, or a part of the vent connector from an appliance, that is designed to provide for the ready escape of the flue gases from the appliance in the event of no draft, backdraft or stoppage beyond the draft hood; prevent a backdraft from entering the appliance; and neutralize the effect of stack action of the chimney or gas vent on the operation of the appliance.

DRAFT REGULATOR. A device that functions to maintain a desired draft in the appliance by automatically reducing the draft to the desired value.

DRAIN. Any pipe that carries soil and water borne wastes in a building drainage system.

DRAIN-BACK SYSTEM. A solar thermal system in which the fluid in the solar collector loop is drained from the collector into a holding tank under prescribed circumstances.

DRAINAGE FITTING. A pipe fitting designed to provide connections in the drainage system that have provisions for establishing the desired slope in the system. These fittings are made from a variety of both metals and plastics. The methods of coupling provide for required slope in the system.

DWV. Abbreviated term for drain, waste and vent piping as used in common plumbing practice.

EFFECTIVE OPENING. The minimum cross-sectional area at the point of water supply discharge, measured or expressed in terms of diameter of a circle and if the opening is not circular, the diameter of a circle of equivalent cross-sectional area. (This is applicable to air gap.)

ELBOW. A pressure pipe fitting designed to provide an exact change in direction of a pipe run. An elbow provides a sharp turn in the flow path (see "Bend" and "Sweep").

EQUIPMENT. Piping, ducts, vents, control devices and other components of systems other than appliances that are permanently installed and integrated to provide control of environmental conditions for buildings. This definition shall also include other systems specifically regulated in this code.

EQUIVALENT LENGTH. For determining friction losses in a piping system, the effect of a particular fitting equal to the friction loss through a straight piping length of the same nominal diameter.

ERI REFERENCE DESIGN. A version of the rated design that meets the minimum requirements of the 2006 International Energy Conservation Code.

ESSENTIALLY NONTOXIC TRANSFER FLUIDS. Fluids having a Gosselin rating of 1, including propylene glycol; mineral oil; polydimethyl oil oxane; hydrochlorofluorocarbon, chlorofluorocarbon and hydrofluorocarbon refrigerants; and FDA approved boiler water additives for steam boilers.

ESSENTIALLY TOXIC TRANSFER FLUIDS. Soil, water or gray water and fluids having a Gosselin rating of 2 or more including ethylene glycol, hydrocarbon oils, ammonia refrigerants and hydrazine.

EVAPORATIVE COOLER. A device used for reducing air temperature by the process of evaporating water into an airstream.

EXCESS AIR. Air that passes through the combustion chamber and the appliance flue in excess of what is theoretically required for complete combustion.

EXHAUST HOOD, FULL OPENING. An exhaust hood with an opening not less than the diameter of the connecting vent.

EXISTING INSTALLATIONS. Any plumbing system regulated by this code that was legally installed prior to the effective date of this code, or for which a permit to install has been issued.

FACTORY-MADE AIR DUCT. A listed and labeled duct manufactured in a factory and assembled in the field in accordance with the manufacturer's instructions and conditions of the listing.

FIXTURE BRANCH, DRAINAGE. A drain serving two or more fixtures that discharges into another portion of the drainage system.

FIXTURE BRANCH, WATER SUPPLY. A water supply pipe between the fixture supply and a main water distribution pipe or fixture group main.

FIXTURE DRAIN. The drain from the trap of a fixture to the junction of that drain with any other drain pipe.

FIXTURE FITTING.

Supply fitting. A fitting that controls the volume or directional flow or both of water and is either attached to or accessible from a fixture or is used with an open or atmospheric discharge.

Waste fitting. A combination of components that conveys the sanitary waste from the outlet of a fixture to the connection of the sanitary drainage system.

FIXTURE GROUP, MAIN. The main water distribution pipe (or secondary branch) serving a plumbing fixture grouping such as a bath, kitchen or laundry area to which two or more individual fixture branch pipes are connected.

FIXTURE SUPPLY. The water supply pipe connecting a fixture or fixture fitting to a fixture branch.

FIXTURE UNIT, DRAINAGE (d.f.u.). A measure of probable discharge into the drainage system by various types of plumbing fixtures, used to size DWV piping systems. The drainage fixture unit value for a particular fixture depends on its volume rate of drainage discharge, on the time duration of a single drainage operation and on the average time between successive operations.

FIXTURE UNIT, WATER SUPPLY (w.s.f.u.). A measure of the probable hydraulic demand on the water supply by various types of plumbing fixtures used to size water piping systems. The water supply fixture unit value for a particular fixture depends on its volume rate of supply, on the time duration of a single supply operation and on the average time between successive operations.

FLEXIBLE AIR CONNECTOR. A conduit for transferring air between an air duct or plenum and an air terminal unit, an air inlet or an air outlet. Such conduit is limited in its use, length and location.

FLOOD-LEVEL RIM. The edge of the receptor or fixture from which water overflows.

FLOOR DRAIN. A plumbing fixture for recess in the floor having a floor-level strainer intended for the purpose of the collection and disposal of waste water used in cleaning the floor and for the collection and disposal of accidental spillage to the floor.

FLOOR FURNACE. A self-contained furnace suspended from the floor of the space being heated, taking air for combustion from outside such space, and with means for lighting the appliance from such space.

FLOW PRESSURE. The static pressure reading in the water supply pipe near the faucet or water outlet while the faucet or water outlet is open and flowing at capacity.

FLUE, APPLIANCE. The passages within an appliance through which combustion products pass from the combustion chamber to the flue collar.

FLUE COLLAR. The portion of a fuel-burning appliance designed for the attachment of a draft hood, vent connector or venting system.

FLUSH VALVE. A device located at the bottom of a flush tank that is operated to flush water closets.

FLUSHOMETER TANK. A device integrated within an air accumulator vessel that is designed to discharge a predetermined quantity of water to fixtures for flushing purposes.

FLUSHOMETER VALVE. A flushometer valve is a device that discharges a predetermined quantity of water to fixtures for flushing purposes and is actuated by direct water pressure.

FUEL PIPING SYSTEM. All piping, tubing, valves and fittings used to connect fuel utilization equipment to the point of fuel delivery.

FULLWAY VALVE. A valve that in the full open position has an opening cross-sectional area that is not less than 85 percent of the cross-sectional area of the connecting pipe.

FURNACE. A vented heating appliance designed or arranged to discharge heated air into a conditioned space or through a duct or ducts.

GRADE, PIPING. See "Slope."

GRAY WATER. Waste discharged from lavatories, bathtubs, showers, clothes washers and laundry trays.

GRIDDED WATER DISTRIBUTION SYSTEM. A water distribution system where every water distribution pipe is interconnected so as to provide two or more paths to each fixture supply pipe.

GROUND SOURCE HEAT PUMP LOOP SYSTEM. Piping buried in horizontal or vertical excavations or placed in a body of water for the purpose of transporting heat transfer liquid to and from a heat pump. Included in this definition are closed loop systems in which the liquid is recirculated and open loop systems in which the liquid is drawn from a well or other source.

HAZARDOUS LOCATION. Any location considered to be a fire hazard for flammable vapors, dust, combustible fibers or other highly combustible substances.

HEAT PUMP. An appliance having heating or heating and cooling capability and that uses refrigerants to extract heat from air, liquid or other sources.

HEATING DEGREE DAYS (HDD). The sum, on an annual basis, of the difference between 65°F (18°C) and the mean temperature for each day as determined from "NOAA Annual Degree Days to Selected Bases Derived from the 1960-1990 Normals" or other weather data sources acceptable to the code official.

HIGH EFFICACY LAMPS. See Section N1101.6 for definition applicable in Chapter 11.

HIGH TEMPERATURE (H.T.) CHIMNEY. A high temperature chimney complying with the requirements of UL 103. A Type H.T. chimney is identifiable by the markings "Type H.T." on each chimney pipe section.

HISTORIC BUILDING. Buildings that are listed in or eligible for listing in the National Register of Historic Places, or designated as historic under an appropriate state or local law.

HORIZONTAL BRANCH, DRAINAGE. A drain pipe extending laterally from a soil or waste stack or building drain that receives the discharge from one or more fixture drains.

HORIZONTAL PIPE. Any pipe or fitting that makes an angle of less than 45 degrees (0.79 rad) with the horizontal.

HOT WATER. Water at a temperature greater than or equal to 110°F (43°C).

HYDROGEN GENERATING APPLIANCE. A self-contained package or factory-matched packages of integrated systems for generating gaseous hydrogen. Hydrogen-generating appliances utilize electrolysis, reformation, chemical, or other processes to generate hydrogen.

IGNITION SOURCE. A flame, spark or hot surface capable of igniting flammable vapors or fumes. Such sources include appliance burners, burner ignitions and electrical switching devices.

INDIRECT SYSTEM. A solar thermal system in which the gas or liquid in the solar collector loop circulates between the solar collector and a heat exchanger and such gas or liquid is not drained from the system or supplied to the load during normal operation.

INDIRECT WASTE PIPE. A waste pipe that discharges into the drainage system through an air gap into a trap, fixture or receptor.

INDIVIDUAL SEWAGE DISPOSAL SYSTEM. A system for disposal of sewage by means of a septic tank or mechanical treatment, designed for use apart from a public sewer to serve a single establishment or building.

INDIVIDUAL VENT. A pipe installed to vent a single fixture drain that connects with the vent system above or terminates independently outside the building.

INDIVIDUAL WATER SUPPLY. A supply other than an approved public water supply that serves one or more families.

INSULATED SIDING. A type of continuous insulation, with manufacturer-installed insulating material as an integral part of the cladding product, having a minimum R-value of R-2.

MACERATING TOILET SYSTEMS. A system comprised of a sump with macerating pump and with connections for a water closet and other plumbing fixtures, that is designed to accept, grind and pump wastes to an approved point of discharge.

MAIN. The principal pipe artery to which branches may be connected.

MAIN SEWER. See "Public sewer."

MANIFOLD WATER DISTRIBUTION SYSTEMS. A fabricated piping arrangement in which a large supply main is fitted with multiple branches in close proximity in which water is distributed separately to fixtures from each branch.

MANUFACTURED HOME. Manufactured home means a structure, transportable in one or more sections, that in the traveling mode is 8 body feet (2438 body mm) or more in width or 40 body feet (12,192 body mm) or more in length, or, where erected on site, is 320 square feet (30m²) or more, and which is built on a permanent chassis and designed to be used as a dwelling with or without a permanent foundation when connected to the required utilities, and includes the plumbing, heating, air conditioning and electrical systems contained therein; except that such term shall include any structure that meets all the requirements of this paragraph except the size requirements and with respect to which the manufacturer voluntarily files a certification required by the secretary (HUD) and complies with the standards established under this title. For mobile homes built prior to June 15, 1976, a label certifying compliance to the Standard for Mobile Homes, NFPA 501, in effect at the time of manufacture is required. For the purpose of these provisions, a mobile home shall be considered a manufactured home.

MASS WALL. Masonry or concrete walls having a mass greater than or equal to 30 pounds per square foot (146 kg/m²), solid wood walls having a mass greater than or equal to 20 pounds per square foot (98 kg/m²), and any other walls having a heat capacity greater than or equal to 6 Btu/ft² • °F (123 J/(m² • K)).

MECHANICAL DRAFT SYSTEM. A venting system designed to remove flue or vent gases by mechanical means, that consists of an induced draft portion under nonpositive static pressure or a forced draft portion under positive static pressure.

Forced-draft venting system. A portion of a venting system using a fan or other mechanical means to cause the removal of flue or vent gases under positive static pressure.

Induced draft venting system. A portion of a venting system using a fan or other mechanical means to cause the removal of flue or vent gases under nonpositive static vent pressure.

Power venting system. A portion of a venting system using a fan or other mechanical means to cause the removal of flue or vent gases under positive static vent pressure.

MECHANICAL EXHAUST SYSTEM. A system for removing air from a room or space by mechanical means.

MECHANICAL JOINT.

1. A connection between pipes, fittings or pipes and fittings that is not welded, brazed, caulked, soldered, solvent cemented or heat fused.
2. A general form of gas or liquid tight connections obtained by the joining of parts through a positive holding mechanical construction such as, but not limited to, flanged, screwed, clamped or flared connections.

MECHANICAL SYSTEM. A system specifically addressed and regulated in this code and composed of components, devices, appliances and equipment.

NATURAL DRAFT SYSTEM. A venting system designed to remove flue or vent gases under nonpositive static vent pressure entirely by natural draft.

OFFSET. A combination of fittings that makes two changes in direction bringing one section of the pipe out of line but into a line parallel with the other section.

ON-SITE NONPOTABLE WATER REUSE SYSTEMS. Water systems for the collection, treatment, storage, distribution, and reuse of nonpotable water generated on-site, including but not limited to graywater systems. This definition does not include rainwater harvesting systems.

PITCH. See "Slope."

PLUMBING. For the purpose of this code, plumbing refers to those installations, repairs, maintenance and alterations regulated by Chapters 25 through 33.

PLUMBING APPURTENANCE. A device or assembly that is an adjunct to the basic plumbing system and demands no additional water supply or add any discharge load to the system. It is presumed that it performs some useful function in the operation, maintenance, servicing, economy or safety of the plumbing system. Examples include filters, relief valves and aerators.

POLLUTION. A low hazard or non-health hazard impairment of the quality of the potable water to a degree that does not create a hazard to the public health and that does adversely and unreasonably affect the aesthetic qualities of such potable water for domestic use.

PORTABLE FUEL CELL APPLIANCE. A fuel cell generator of electricity that is not fixed in place. A portable fuel cell appliance utilizes a cord and plug connection to a grid isolated load and has an integral fuel supply.

POTABLE WATER. Water free from impurities present in amounts sufficient to cause disease or harmful physiological effects and conforming in bacteriological and chemical quality to the requirements of the public health authority having jurisdiction.

PRESSURE RELIEF VALVE. A pressure-actuated valve held closed by a spring or other means and designed to automatically relieve pressure at the pressure at which it is set.

PUBLIC SEWER. A common sewer directly controlled by public authority.

PUBLIC WATER MAIN. A water supply pipe for public use controlled by public authority.

PURGE. To clear of air, gas or other foreign substances.

QUICK-CLOSING VALVE. A valve or faucet that closes automatically when released manually or controlled by mechanical means for fast action closing.

R-VALUE, THERMAL RESISTANCE. The inverse of the time rate of heat flow through a building thermal envelope element from one of its bounding surfaces to the other for a unit temperature difference between the two surfaces, under steady-state conditions, per unit area ($h \cdot ft^2 \cdot ^\circ F/Btu$).

RATED DESIGN. A description of the proposed *building*, used to determine the energy rating index.

RECEPTOR. A fixture or device that receives the discharge from indirect waste pipes.

RECLAIMED WATER. Nonpotable water that has been derived from the treatment of waste water by a facility or system licensed or permitted to produce water meeting the *jurisdiction's* water requirements for its intended uses.

REFLECTIVE DUCT INSULATION. A thermal insulation assembly consisting of one or more surfaces that have an emittance of 0.1 or less, and that bound an enclosed air space or spaces.

REFRIGERANT. A substance used to produce refrigeration by its expansion or evaporation.

REFRIGERANT COMPRESSOR. A specific machine, with or without accessories, for compressing a given refrigerant vapor.

REFRIGERATING SYSTEM. A combination of interconnected parts forming a closed circuit in which refrigerant is circulated for the purpose of extracting, then rejecting, heat. A direct refrigerating system is one in which the evaporator or condenser of the refrigerating system is in direct contact with the air or other substances to be cooled or heated. An indirect refrigerating system is one in which a secondary coolant cooled or heated by the refrigerating system is circulated to the air or other substance to be cooled or heated.

RELIEF VALVE, VACUUM. A device to prevent excessive buildup of vacuum in a pressure vessel.

RETURN AIR. Air removed from an approved conditioned space or location and recirculated or exhausted.

ROOM HEATER. A freestanding heating appliance installed in the space being heated and not connected to ducts.

ROUGH IN. The installation of all parts of the plumbing system that must be completed prior to the installation of fixtures. This includes DWV, water supply and built-in fixture supports.

SANITARY SEWER. A sewer that carries sewage and excludes storm, surface and groundwater.

SEPTIC TANK. A water-tight receptor that receives the discharge of a building sanitary drainage system and is constructed so as to separate solids from the liquid, digest organic matter through a period of detention, and allow the liquids to discharge into the soil outside of the tank through a system of open joint or perforated piping or a seepage pit.

SEWAGE. Any liquid waste containing animal matter, vegetable matter or other impurity in suspension or solution.

SEWAGE PUMP. A permanently installed mechanical device for removing sewage or liquid waste from a sump.

SKYLIGHT. See Section N1101.6 for definition applicable in Chapter 11.

SKYLIGHT AND SLOPED GLAZING. Glass or other transparent or translucent glazing material installed at a slope of 15 degrees (0.26 rad) or more from vertical. Glazing materials in skylights, including unit skylights, tubular daylighting devices, solariums, sunrooms, roofs and sloped walls are included in this definition.

SKYLIGHT, UNIT. A factory-assembled, glazed fenestration unit, containing one panel of glazing material, that allows for natural daylighting through an opening in the roof assembly while preserving the weather-resistant barrier of the roof.

SLEEPING UNIT. See Section N1101.6 for definition applicable in Chapter 11.

SLIP JOINT. A mechanical-type joint used primarily on fixture traps. The joint tightness is obtained by compressing a friction-type washer such as rubber, nylon, neoprene, lead or special packing material against the pipe by the tightening of a (slip) nut.

SLOPE. The fall (pitch) of a line of pipe in reference to a horizontal plane. In drainage, the slope is expressed as the fall in units vertical per units horizontal (percent) for a length of pipe.

SOIL STACK OR PIPE. A pipe that conveys sewage containing fecal material.

SOLAR HEAT GAIN COEFFICIENT (SHGC). The solar heat gain through a fenestration or glazing assembly relative to the incident solar radiation ($\text{Btu/h} \cdot \text{ft}^2 \cdot ^\circ\text{F}$).

STACK. Any main vertical DWV line, including offsets, that extends one or more stories as directly as possible to its vent terminal.

STACK VENT. The extension of soil or waste stack above the highest horizontal drain connected.

STANDARD TRUSS. Any construction that does not permit the roof/ceiling insulation to achieve the required R-value over the exterior walls.

STATIONARY FUEL CELL POWER PLANT. A self-contained package or factory-matched packages which constitute an automatically operated assembly of integrated systems for generating useful electrical energy and recoverable thermal energy that is permanently connected and fixed in place.

STORM SEWER, DRAIN. A pipe used for conveying rainwater, surface water, subsurface water and similar liquid waste.

SUBSOIL DRAIN. A drain that collects subsurface water or seepage water and conveys such water to a place of disposal.

SUMP. A tank or pit that receives sewage or waste, located below the normal grade of the gravity system and that must be emptied by mechanical means.

SUMP PUMP. A pump installed to empty a sump. These pumps are used for removing storm water only. The pump is selected for the specific head and volume of the load and is usually operated by level controllers.

SUPPLY AIR. Air delivered to a conditioned space through ducts or plenums from the heat exchanger of a heating, cooling or ventilating system.

SWEEP. A drainage fitting designed to provide a change in direction of a drain pipe of less than the angle specified by the amount necessary to establish the desired slope of the line. Sweeps provide a longer turning radius than bends and a less turbulent flow pattern (see "Bend" and "Elbow").

TEMPERATURE AND PRESSURE RELIEF (T AND P) VALVE. A combination relief valve designed to function as both a temperature relief and pressure relief valve.

TEMPERATURE RELIEF VALVE. A temperature actuated valve designed to discharge automatically at the temperature at which it is set.

THERMAL RESISTANCE, R-VALUE. The inverse of the time rate of heat flow through a body from one of its bounding surfaces to the other for a unit temperature difference between the two surfaces, under steady state conditions, per unit area ($\text{h} \cdot \text{ft}^2 \cdot ^\circ\text{F}/\text{Btu}$) ($\text{m}^2 \cdot \text{K}/\text{W}$).

THERMAL TRANSMITTANCE, U-FACTOR. The coefficient of heat transmission (air to air) through a building envelope component or assembly, equal to the time rate of heat flow per unit area and unit temperature difference between the warm side and cold side air films ($\text{Btu/h} \cdot \text{ft}^2 \cdot ^\circ\text{F}$) ($\text{W}/(\text{m}^2 \cdot \text{K})$).

THIRD-PARTY CERTIFICATION AGENCY. An approved agency operating a product or material certification system that incorporates initial product testing, assessment and surveillance of a manufacturer's quality control system.

THIRD-PARTY CERTIFIED. Certification obtained by the manufacturer indicating that the function and performance characteristics of a product or material have been determined by testing and ongoing surveillance by an approved third-party certification agency. Assertion of certification is in the form of identification in accordance with the requirements of the third-party certification agency.

THIRD-PARTY TESTED. Procedure by which an approved testing laboratory provides documentation that a product material or system conforms to specific requirements.

TRAP. A fitting, either separate or built into a fixture, that provides a liquid seal to prevent the emission of sewer gases without materially affecting the flow of sewage or waste water through it.

TRAP ARM. That portion of a fixture drain between a trap weir and the vent fitting.

TRAP PRIMER. A device or system of piping to maintain a water seal in a trap, typically installed where infrequent use of the trap would result in evaporation of the trap seal, such as floor drains.

TRAP SEAL. The trap seal is the maximum vertical depth of liquid that a trap will retain, measured between the crown weir and the top of the dip of the trap.

U FACTOR, THERMAL TRANSMITTANCE. See Section N1101.6 for definition applicable to Chapter 11.

VACUUM BREAKERS. A device which prevents backsiphonage of water by admitting atmospheric pressure through ports to the discharge side of the device.

VENT COLLAR. See "Flue collar."

VENT CONNECTOR. That portion of a venting system which connects the flue collar or draft hood of an appliance to a vent.

VENT DAMPER DEVICE, AUTOMATIC. A device intended for installation in the venting system, in the outlet of an individual, automatically operated fuel burning appliance and that is designed to open the venting system automatically when the appliance is in operation and to close off the venting system automatically when the appliance is in a standby or shutdown condition.

VENT GASES. Products of combustion from fuel burning appliances, plus excess air and dilution air, in the venting system above the draft hood or draft regulator.

VENT STACK. A vertical vent pipe installed to provide circulation of air to and from the drainage system and which extends through one or more stories.

VENT SYSTEM. Piping installed to equalize pneumatic pressure in a drainage system to prevent trap seal loss or blow back due to siphonage or back pressure.

VERTICAL PIPE. Any pipe or fitting that makes an angle of 45 degrees (0.79 rad) or more with the horizontal.

WASTE. Liquid borne waste that is free of fecal matter.

WASTE PIPE OR STACK. Piping that conveys only liquid sewage not containing fecal material.

WASTE RECEPTOR. A floor sink, standpipe, hub drain or a floor drain that receives the discharge of one or more indirect waste pipes.

WATER DISTRIBUTION SYSTEM. Piping which conveys water from the service to the plumbing fixtures, appliances, appurtenances, equipment, devices or other systems served, including fittings and control valves.

WATER HEATER. Any heating appliance or equipment that heats potable water and supplies such water to the potable hot water distribution system.

WATER MAIN. A water supply pipe for public use.

WATER OUTLET. A valved discharge opening, including a hose bibb, through which water is removed from the potable water system supplying water to a plumbing fixture or plumbing appliance that requires either an air gap or backflow prevention device for protection of the supply system.

WATER SERVICE PIPE. The outside pipe from the water main or other source of potable water supply to the water distribution system inside the building, terminating at the service valve.

WATER SUPPLY SYSTEM. The water service pipe, the water distributing pipes and the necessary connecting pipes, fittings, control valves and all appurtenances in or adjacent to the building or premises.

WET VENT. A vent that also receives the discharge of wastes from other fixtures.

WHOLE-HOUSE MECHANICAL VENTILATION SYSTEM. An exhaust system, supply system, or combination thereof that is designed to mechanically exchange indoor air for outdoor air when operating continuously or through a programmed intermittent schedule to satisfy the whole-house ventilation rate. For definition applicable in Chapter 11, see Section N1101.6.

WINDBORNE DEBRIS REGION. Areas within *hurricane-prone regions* located in accordance with one of the following:

1. Within 1 mile (1.61 km) of the coastal mean high water line where the ultimate design wind speed, V_{ult} , is 130 mph (58 m/s) or greater.

NOTE:

Authority cited: Health and Safety Code Sections 17040, 17050, 17920.9, 17921, 17921.3, 17921.6, 17921.10, 17922, 17922.6, 17922.12, 17927, 17928, 17959.6, 18300, 18552, 18554, 18620, 18630, 18640, 18670, 18690, 18691, 18865, 18871.3, 18871.4, 18873, 18873.1, 18873.2, 18873.3, 18873.4, 18873.5, 18938.3, 18944.11 and 19990; and Government Code Section 12955.1.

Reference: Health and Safety Code Sections 17000 through 17062.5, 17910 through 17995.5, 18200 through 18700, 18860 through 18874 and 19960 through 19997; and Government Code Sections 12955.1 and 12955.1.1.

5. HCD proposes to repeal Chapter 3, Section R315 from the 2013 California Residential Code and not bring forward the existing California amendment into the 2016 California Residential Code as follows: *(See Informative Note Below)

****Informative Note****

HCD proposes to adopt new model code language for Carbon Monoxide Alarms from the 2015 International Residential Code into the 2016 California Residential Code in separate action, and is therefore proposing in this action to repeal the 2013 code language for carbon monoxide alarms as shown below. See item 6 in this document for proposed adoption of Carbon Monoxide Alarms.

**SECTION R315
CARBON MONOXIDE ALARMS**

R315.1 Carbon monoxide alarms in new construction. For new construction, an approved carbon monoxide alarm shall be installed in dwelling units and in sleeping units within which fuel-burning appliances are installed and in dwelling units that have attached garages. Carbon monoxide alarms shall be listed as complying with UL 2034 and be installed and maintained in accordance with NFPA 720 and the manufacturer's instructions.

R315.1.1 Carbon monoxide detection systems. Carbon monoxide detection systems that include carbon monoxide detectors and audible notification appliances installed and maintained in accordance with this section for carbon monoxide alarms and NFPA 720 shall be permitted. The carbon monoxide detectors shall be listed as complying with UL 2075.

R315.1.2 Power supply. Carbon monoxide alarms shall receive their primary power from the building wiring where such wiring is served from a commercial source and shall be equipped with a battery back-up. Alarm wiring shall be directly connected to the permanent building wiring without a disconnecting switch other than as required for overcurrent protection.

Exceptions:

1. Where there is no commercial power supply, the carbon monoxide alarm may be solely battery operated.
2. Other power sources recognized for use by NFPA 720.

R315.1.3 Interconnection. Where more than one carbon monoxide alarm is required to be installed within the dwelling unit or within a sleeping unit, the alarm shall be interconnected in a manner that activation of one alarm shall activate all of the alarms in the individual unit.

R315.1.4 Alarm requirements. ~~No person shall install, market, distribute, offer for sale or sell any carbon monoxide device in the State of California unless the device and instructions have been approved and listed by the State Fire Marshal.~~

~~Carbon monoxide alarms required by Section R315.1 shall be installed and maintained in the following locations:~~

- ~~1. Outside of each separate dwelling unit sleeping area in the immediate vicinity of the bedroom(s).~~
- ~~2. On every level of a dwelling unit including basements.~~

R315.1.5 Multiple purpose alarms. ~~Carbon monoxide alarms combined with smoke alarms shall comply with Section R315, all applicable standards, and requirements for listing and approval by the Office of the State Fire Marshal, for smoke alarms.~~

R315.2 Carbon monoxide alarms in existing dwelling units and sleeping units. ~~An approved carbon monoxide alarm shall be installed in existing dwellings having a fossil fuel burning heater or appliance, fireplace or an attached garage. Carbon monoxide alarms shall be listed as complying with UL 2034 and be installed and maintained in accordance with NFPA 720 and the manufacturer's instructions.~~

R315.2.1 Carbon monoxide detection systems. ~~Carbon monoxide detection systems that include carbon monoxide detectors and audible notification appliances, installed and maintained in accordance with this section for carbon monoxide alarms and NFPA720 shall be permitted. The carbon monoxide detectors shall be listed as complying with UL 2075.~~

R315.2.2 Existing dwellings or sleeping units requiring a permit. ~~When a permit is required for alterations, repairs or additions with a total cost or calculated valuation exceeding one thousand dollars (\$1,000), existing dwellings or sleeping units with a fossil fuel burning heater or appliance, fireplace, or an attached garage shall have a carbon monoxide alarm installed in accordance with Section R315.2. Carbon monoxide alarms shall only be required in the specific dwelling unit or sleeping unit for which the permit was obtained.~~

R315.2.3 Existing dwellings or sleeping units not requiring a permit (no construction taking place). ~~Pursuant to Health and Safety Code Section 17926, a carbon monoxide alarm(s) shall be installed in every existing dwelling unit or sleeping unit with a fossil fuel burning heater or appliance, fireplace, or an attached garage as follows:~~

R315.2.3.1 Carbon monoxide alarms on or after July 1, 2011. ~~Carbon monoxide alarms shall be installed in accordance with Section R315.2 in existing detached single-family dwellings or sleeping units intended for human occupancy that have a fossil fuel burning heater or appliance, fireplace or an attached garage. Carbon monoxide alarms in existing buildings are permitted to be solely battery operated or plug-in type with battery back-up in areas where no construction is taking place.~~

R315.2.3.2 Carbon monoxide alarms on or after January 1, 2013. ~~Carbon monoxide alarms shall be installed in accordance with Section R315.2 in all other existing dwelling units intended for human occupancy as defined in Health and Safety Code Section 13262(b) that have a fossil fuel burning heater or appliance, fireplace or an attached garage. Carbon monoxide alarms in existing buildings are permitted to be solely battery operated or plug-in type with battery back-up in areas where no construction is taking place.~~

R315.2.4 Power supply. ~~Carbon monoxide alarms shall receive their primary power from the building wiring where such wiring is served from a commercial source and shall be equipped with a battery back-up. Alarm wiring shall be directly connected to the permanent building wiring without a disconnecting switch other than as required for overcurrent protection.~~

Exceptions:

- ~~1. In existing dwelling units where there is no commercial power supply, the carbon monoxide alarm may be solely battery operated.~~
- ~~2. In existing dwelling units, a carbon monoxide alarm is permitted to be solely battery operated or plug-in with battery back-up where repairs or alterations do not result in the removal of wall and ceiling finishes.~~
- ~~3. In existing dwelling units, a carbon monoxide alarm is permitted to be solely battery operated or plug-in with battery back-up where repairs or alterations are limited to the exterior surfaces of dwellings, such as~~

~~the replacement of roofing or siding, or the addition or replacement of windows or doors, or the addition of a porch or deck.~~

- ~~4. In existing dwelling units, a carbon monoxide alarm is permitted to be solely battery operated or plug-in with battery back-up when work is limited to the installation, alteration or repair of plumbing or mechanical systems or the installation, alteration or repair of electrical systems, which do not result in the removal of interior wall or ceiling finishes exposing the structure.~~
- ~~5. Other power sources recognized for use by NFPA 720.~~

~~**R315.2.5 Interconnection.** Where more than one carbon monoxide alarm is required to be installed within the dwelling unit or within a sleeping unit, the alarm shall be interconnected in a manner that activation of one alarm shall activate all of the alarms in the individual unit.~~

~~**Exceptions:**~~

- ~~1. In existing dwelling units, interconnection is not required where repairs do not result in the removal of wall and ceiling finishes and no previous method for interconnection existed.~~
- ~~2. In existing dwelling units, carbon monoxide alarms are not required to be interconnected where no construction is taking place.~~
- ~~3. In existing dwelling units, carbon monoxide alarms are not required to be interconnected where repairs or alterations are limited to the exterior surfaces of dwellings, such as the replacement of roofing or siding, or the addition or replacement of windows or doors, or the addition of a porch or deck.~~
- ~~4. In existing dwelling units, carbon monoxide alarms are not required to be interconnected when work is limited to the installation, alteration or repair of plumbing or mechanical systems or the installation, alteration or repair of electrical systems, which do not result in the removal of interior wall or ceiling finishes exposing the structure.~~

~~**R315.2.6 Alarm requirements.** No person shall install, market, distribute, offer for sale, or sell any carbon monoxide device in the State of California unless the device and instructions have been approved and listed by the State Fire Marshal.~~

~~Carbon monoxide alarms required by Section R315.2 shall be installed in the following locations:~~

- ~~1. Outside of each separate dwelling unit sleeping area in the immediate vicinity of the bedroom(s).~~
- ~~2. On every level of a dwelling unit including basements.~~

NOTE:

Authority cited: Health and Safety Code Sections 17040, 17050, 17920.9, 17921, 17921.3, 17921.6, 17921.10, 17922, 17922.6, 17922.12, 17927, 17928, 17959.6, 18300, 18552, 18554, 18620, 18630, 18640, 18670, 18690, 18691, 18865, 18871.3, 18871.4, 18873, 18873.1, 18873.2, 18873.3, 18873.4, 18873.5, 18938.3, 18944.11 and 19990; and Government Code Section 12955.1.

Reference: Health and Safety Code Sections 17000 through 17062.5, 17910 through 17995.5, 18200 through 18700, 18860 through 18874 and 19960 through 19997; and Government Code Sections 12955.1 and 12955.1.1.

6. HCD proposes to adopt Chapter 3, except Figure R307.1, and Sections R313, R322.1.9 and R326 from the 2015 International Residential Code into the 2016 California Residential Code with amendments as follows:

**CHAPTER 3
BUILDING PLANNING**

**SECTION R300
SITE DRAINAGE**

R300.1 Storm water drainage and retention during construction. Projects which disturb less than one acre of soil and are not part of a larger common plan of development which in total disturbs one acre or more, shall manage

storm water drainage during construction in accordance with the California Green Building Standards Code, Chapter 4, Division 4.1.

R300.2 Grading and paving. Construction plans shall indicate how the site grading or drainage system will manage all surface water flows to keep water from entering buildings in accordance with the California Green Building Standards Code, Chapter 4, Division 4.1.

SECTION R301 DESIGN CRITERIA

R301.1.1 Alternative provisions. As an alternative to the requirements in Section R301.1 the following standards are permitted subject to the limitations of this code and the limitations therein. Where engineered design is used in conjunction with these standards, the design shall comply with the ~~International~~ California Building Code.

1. AF&PA Wood Frame Construction Manual (WFCM).
2. AISI Standard for Cold-Formed Steel Framing—Prescriptive Method for One- and Two-Family Dwellings (AISI S230).
3. ICC Standard on the Design and Construction of Log Structures (ICC 400).

R301.1.1.1 Alternative provisions for limited-density owner-built rural dwellings. The purpose of this subsection is to permit alternatives that provide minimum protection of life, limb, health, property, safety and welfare of the general public and the owners and occupants of limited-density owner-built rural dwellings as defined in Chapter 2 of this code. For additional information see Chapter 1, Subchapter 1, Article 8, of Title 25, California Code of Regulations, commencing with Section 74.

To meet compliance with the requirements of this code, provisions of Section R301.1.1.1, Items 1 through 5 may be utilized for limited-density owner-built rural dwellings when the materials, methods of construction, or appliances are determined appropriate or suitable for their intended purpose by the local enforcing agency.

1. A limited-density owner-built rural dwelling may be of any type of construction which will provide for a sound structural condition. Structural hazards which result in an unsound condition and which may constitute a substandard building are delineated in Section 17920.3 of the Health and Safety Code.
2. There shall be no requirements for room dimensions as required in Chapter 3, provided there is adequate light and ventilation and means of egress.
3. There shall be no specified requirement for heating capacity or for temperature maintenance. The use of solid-fuel or solar heating devices shall be deemed as complying with the requirements of Chapter 3. If nonrenewable fuel is used in these dwellings, rooms so heated shall meet current installation standards.
4. Pier foundations, stone masonry footings and foundations, pressure-treated lumber, poles or equivalent foundation materials or designs may be used provided that bearing is sufficient.
5. Owner-produced or used materials and appliances may be utilized unless found not to be of sufficient strength or durability to perform the intended function. Owner-produced or used lumber, or shakes and shingles may be utilized unless found to contain dry rot, excessive splitting or other defects obviously rendering the material unfit in strength or durability for the intended purpose.

R301.1.3 Engineered design. When a building of otherwise conventional construction contains structural elements exceeding the limits of Section R301 or otherwise not conforming to this code, these elements shall be designed in accordance with accepted engineering practice. The extent of such design need only demonstrate compliance of nonconventional elements with other applicable provisions and shall be compatible with the performance of the conventional framed system. Engineered design in accordance with the ~~International~~ California Building Code is permitted for all buildings and structures, and parts thereof, included in the scope of this code.

R301.1.3.1 California licensed architect or engineer. When any portion of any structure deviates from substantial compliance with conventional framing requirements for woodframe construction found in this code, the building official shall require the construction documents to be approved and stamped by a California licensed architect or engineer for that irregular or non-conforming portion of work. Notwithstanding other sections of law, the law establishing these provisions is found in Business and Professions Code Sections 5537 and 6737.1.

R301.1.3.2 Woodframe structures greater than two-stories. The building official shall require construction documents to be approved and stamped by a California licensed architect or engineer for all dwellings of

woodframe construction more than two stories and basement in height. Notwithstanding other sections of law, the law establishing these provisions is found in Business and Professions Code Sections 5537 and 6737.1.

R301.1.3.3 Structures other than woodframe. *The building official shall require floor, wall or roof-ceiling structural elements in dwellings designed of cold-formed steel, concrete, masonry or structural insulated panels prescribed by this code to be approved and stamped by a California licensed architect or engineer. Notwithstanding other sections of law, the law establishing these provisions is found in Business and Professions Code Sections 5537 and 6737.1.*

**TABLE R301.2(1)
CLIMATIC AND GEOGRAPHIC DESIGN CRITERIA**

GROUND SNOW LOAD	WIND DESIGN				SEISMIC DESIGN CATEGORY ^f	SUBJECT TO DAMAGE FROM			WINTER DESIGN TEMP ^e	ICE BARRIER UNDER-LAYMENT REQUIRED ^h	FLOOD HAZARDS ^g	AIR FREEZING INDEX ⁱ	MEAN ANNUAL TEMP ^j
	Speed ^d (mph)	Topographic Effects ^k	Special wind region ^l	Wind-borne debris zone ^m		Weathering ^a	Frostline depth ^b	Termite ^c					

For SI: 1 pound per square foot = 0.0479 kPa, 1 mile per hour = 0.447m/s.

- a. Weathering may require a higher strength concrete or grade of masonry than necessary to satisfy the structural requirements of this code. The weathering column shall be filled in with the weathering index (i.e., "negligible," "moderate" or "severe") for concrete as determined from the Weathering Probability Map (Figure R301.2(3)). The grade of masonry units shall be determined from ASTM C 34, C 55, C 62, C 73, C 90, C 129, C 145, C 216 or C 652.
- b. The frost line depth may require deeper footings than indicated in Figure R403.1(1). The jurisdiction shall fill in the frost line depth column with the minimum depth of footing below finish grade.
- c. The jurisdiction shall fill in this part of the table to indicate the need for protection depending on whether there has been a history of local subterranean termite damage.
- d. The jurisdiction shall fill in this part of the table with the wind speed from the basic wind speed map (Figure R301.2(4)A). Wind exposure category shall be determined on a site-specific basis in accordance with Section R301.2.1.4.
- e. ~~The outdoor design dry-bulb temperature shall be selected from the columns of 97.1/2-percent values for winter from Appendix D of the International Plumbing Code. Deviations from the Appendix D temperatures~~ Temperatures shall be permitted to reflect local climates or local weather experience as determined by the building official.
- f. The jurisdiction shall fill in this part of the table with the seismic design category determined from Section R301.2.2.1.
- g. The jurisdiction shall fill in this part of the table with (a) the date of the jurisdiction's entry into the National Flood Insurance Program (date of adoption of the first code or ordinance for management of flood hazard areas), (b) the date(s) of the Flood Insurance Study and (c) the panel numbers and dates of all currently effective FIRMs and FBFMs or other flood hazard map adopted by the authority having jurisdiction, as amended.
- h. In accordance with Sections R905.1.2, R905.4.3.1, R905.5.3.1, R905.6.3.1, R905.7.3.1 and R905.8.3.1, where there has been a history of local damage from the effects of ice damming, the jurisdiction shall fill in this part of the table with "YES." Otherwise, the jurisdiction shall fill in this part of the table with "NO."
- i. The jurisdiction shall fill in this part of the table with the 100-year return period air freezing index (BF-days) from Figure R403.3(2) or from the 100-year (99 percent) value on the National Climatic Data Center data table "Air Freezing Index- USA Method (Base 32°F)" at www.ncdc.noaa.gov/fpsf.html.
- j. The jurisdiction shall fill in this part of the table with the mean annual temperature from the National Climatic Data Center data table "Air Freezing Index-USA Method (Base 32°F)" at www.ncdc.noaa.gov/fpsf.html.
- k. In accordance with Section R301.2.1.5, where there is local historical data documenting structural damage to buildings due to topographic wind speed-up effects, the jurisdiction shall fill in this part of the table with "YES." Otherwise, the jurisdiction shall indicate "NO" in this part of the table.
- l. In accordance with Figure R301.2(4)A, where there is local historical data documenting unusual wind conditions, the jurisdiction shall fill in this part of the table with "YES" and identify any specific requirements. Otherwise, the jurisdiction shall indicate "NO" in this part of the table.
- m. In accordance with Section R301.2.1.2.1, the jurisdiction shall indicate the wind-borne debris wind zone(s). Otherwise, the jurisdiction shall indicate "NO" in this part of the table.

R301.2.1.1 Wind limitations and wind design required. The wind provisions of this code shall not apply to design of buildings where wind design is required in accordance with Figure R301.2(4)B.

Exceptions: ... (No change to text)

In regions where wind design is required in accordance with Figure R301.2(4)B, the design of the buildings for wind loads shall be in accordance with one or more of the following methods:

1. AF&PA Wood Frame Construction Manual (WFCM).
2. ICC Standard for Residential Construction in High Wind Regions (ICC 600).
3. ASCE Minimum Design Loads for Buildings and Other Structures (ASCE 7).
4. AISI Standard for Cold-Formed Steel Framing—Prescriptive Method For One- and Two-Family Dwellings (AISI S230).
5. ~~International~~ California Building Code.

The elements of design not addressed by the methods in Items 1 through 5 shall be in accordance with the provisions of this code.

When ASCE 7 or the ~~International~~ California Building Code is used for the design of the building, the wind speed map and exposure category requirements as specified in ASCE 7 and the ~~International~~ California Building Code shall be used.

R301.2.2.1.1 Alternate determination of seismic design category. The seismic design categories and corresponding short-period design spectral response accelerations, S_{DS} shown in Figure R301.2(2) are based on soil Site Class D, as defined in Section 1613.3.2 of the ~~International~~ California Building Code. If soil conditions are other than Site Class D, the short period design spectral response accelerations, S_{DS} , for a site can be determined according to Section 1613.3 of the ~~International~~ California Building Code. The value of S_{DS} determined according to Section 1613.3 of the ~~International~~ California Building Code is permitted to be used to set the seismic design category according to Table R301.2.2.1.1, and to interpolate between values in Tables R602.10.1.3(3), R603.9.2(1) and other seismic design requirements of this code.

R301.2.2.1.2 Alternative determination of Seismic Design Category E. Buildings located in Seismic Design Category E in accordance with Figure R301.2(2) are permitted to be reclassified as being in Seismic Design Category D_2 provided one of the following is done:

1. A more detailed evaluation of the seismic design category is made in accordance with the provisions and maps of the ~~International~~ California Building Code. Buildings located in Seismic Design Category E per Table R301.2.2.1.1, but located in Seismic Design Category D per the ~~International~~ California Building Code, may be designed using the Seismic Design Category D_2 requirements of this code.
2. (No change to text)

R301.2.2.3.7 Anchorage of water heaters. Water heaters shall be anchored against movement and overturning in accordance with ~~Section M1307.2~~ the California Plumbing Code.

R301.2.2.4 Seismic Design Category E. Buildings in Seismic Design Category E shall be designed to resist seismic loads in accordance with the ~~International~~ California Building Code, except when the seismic design category is reclassified to a lower seismic design category in accordance with Section R301.2.2.1. Components of buildings not required to be designed to resist seismic loads shall be constructed in accordance with the provisions of this code.

R301.3 Story height. The wind and seismic provisions of this code shall apply to buildings with story heights not exceeding the following:

1. (No change to text)
2. (No change to text)
3. (No change to text)
4. (No change to text)
5. For structural insulated panel (SIP) walls, the story height shall be not greater than 11 feet 7 inches (3531 mm) and the bearing wall height per story as permitted by Section R610 tables shall not exceed 10 feet (3048 mm).

Individual walls or walls studs shall be permitted to exceed these limits as permitted by Chapter 6 provisions, provided that story heights are not exceeded. An engineered design shall be provided for the wall or wall framing members where the limits of Chapter 6 are exceeded. Where the story height limits of this section are exceeded, the design of the building, or the noncompliant portions thereof, to resist wind and seismic loads shall be in accordance with the ~~International~~ *California* Building Code.

SECTION R302 FIRE-RESISTANT CONSTRUCTION

R302.1 Exterior walls. Construction, projections, openings and penetrations of exterior walls of dwellings and accessory buildings shall comply with Table R302.1(1); or dwellings and accessory buildings equipped throughout with an automatic sprinkler system installed in accordance with Section ~~P2904~~ *R313* shall comply with Table 302.1(2).

Exceptions: ... (No change to text)

R302.2 Townhouses. Common walls separating townhouses shall be assigned a fire-resistance rating in accordance with Section R302.2, Item 1 or 2. The common wall shared by two townhouses shall be constructed without plumbing or mechanical equipment, ducts or vents in the cavity of the common wall. The wall shall be rated for fire exposure from both sides and shall extend to and be tight against exterior walls and the underside of the roof sheathing. Electrical installations shall be in accordance with ~~Chapter 34 through 43~~ *the California Electrical Code*. Penetrations of the membrane of common walls for electrical outlet boxes shall be in accordance with Section R302.4.

1. Where a fire sprinkler system in accordance with Section ~~P2904~~ *R313* is provided, the common wall shall be not less than a 1-hour fire-resistance-rated wall assembly tested in accordance with ASTM E 119 or UL 263.
2. Where a fire sprinkler system in accordance with Section ~~P2904~~ *R313* is not provided, the common wall shall be not less than a 2-hour fire-resistance-rated wall assembly tested in accordance with ASTM E 119 or UL 263.

R302.5.1 Opening protection. Openings from a private garage directly into a room used for sleeping purposes shall not be permitted. Other openings between the garage and residence shall be equipped with solid wood doors not less than 1 3/8 inches (35 mm) in thickness, solid or honeycomb-core steel doors not less than 1 3/8 inches (35 mm) thick, or 20-minute fire-rated doors, equipped with self-closing *and self-latching* devices.

R302.6 Dwelling-garage fire separation. The garage shall be separated as required by Table R302.6. Openings in garage walls shall comply with Section R302.5. Attachment of gypsum board shall comply with Table R702.3.5. The wall separation provisions of Table R302.6 shall not apply to garage walls that are perpendicular to the adjacent dwelling unit wall. *A separation is not required between the dwelling unit and a carport, provided the carport is entirely open on two or more sides and there are not enclosed areas above.*

R302.14 (formerly R302.13) Combustible insulation clearance. Combustible insulation shall be separated not less than 3 inches (76 mm) from recessed luminaires, fan motors and other heat-producing devices.

Exception: Where heat-producing devices are listed for lesser clearances, combustible insulation complying with the listing requirements shall be separated in accordance with the conditions stipulated in the listing.

Recessed luminaires installed in the building thermal envelope shall meet *or exceed* the requirements of ~~Section N1402.4.5 of this code specified in the California Energy Code~~ *for recessed luminaires installed in insulated ceilings.*

SECTION R303 LIGHT, VENTILATION AND HEATING

R303.1 Habitable rooms. All habitable rooms shall have an aggregate glazing area of not less than 8 percent of the floor area of such rooms. Natural ventilation shall be through windows, skylights, doors, louvers or other approved openings to the outdoor air. Such openings shall be provided with ready access or shall otherwise be readily controllable by the building occupants. The openable area to the outdoors shall be not less than 4 percent of the floor area being ventilated.

Exceptions:

1. The glazed areas need not be openable where the opening is not required by Section R310 and a whole-house mechanical ventilation system is installed in accordance with ~~Section M4507~~ *the California Mechanical Code.*

2. The glazed areas need not be installed in rooms where Exception 1 is satisfied and artificial light is provided that is capable of producing an average illumination of 6 footcandles (65 lux) over the area of the room at a height of 30 inches (762 mm) above the floor level.
3. Use of sunroom and patio covers, as defined in Section R202, shall be permitted for natural ventilation if in excess of 40 percent of the exterior sunroom walls are open, or are enclosed only by insect screening.
4. *The windows, doors, louvers and other approved closeable openings not required by Section R310 may open into a passive solar energy collector for ventilation required by this section. The area of ventilation openings to the outside of the passive solar energy collector shall be increased to compensate for the openings required by the interior space.*
5. *Glazed openings may open into a passive solar energy collector provided the area of exterior glazed opening(s) into the passive solar energy collector is increased to compensate for the area required by the interior space.*

R303.3 Bathrooms. Bathrooms, water closet compartments and other similar rooms shall be provided with aggregate glazing area in windows of not less than 3 square feet (0.3 m²), one-half of which must be operable.

Exception: The glazed areas shall not be required where artificial light and a local exhaust system are provided. The minimum local exhaust rates shall be ~~determined~~ *50 cubic feet per minute (25 L/s) for intermittent ventilation or 20 cubic feet per minute (10 L/s) for continuous ventilation* in accordance with ~~Section M1507~~ *the California Mechanical Code, Chapter 4.* Exhaust air from the space shall be exhausted directly to the outdoors.

R303.3.1 Bathroom exhaust fans. *Each bathroom containing a bathtub, shower, or tub/shower combination shall be mechanically ventilated for purposes of humidity control in accordance with the California Mechanical Code, Chapter 4; and the California Green Building Standards Code, Chapter 4, Division 4.5.*

Note: *Window operation is not a permissible method of providing bathroom exhaust for humidity control.*

R303.4 Mechanical Ventilation. ~~Where the air infiltration rate of a dwelling unit is less than 5 air changes per hour where tested with a blower door at a pressure of 0.2 inch w.c. (50 Pa) in accordance with Section N1102.4.1.2, the dwelling unit shall be provided with whole-house mechanical ventilation in accordance with M1507.3 Ventilation air rates shall be in compliance with the California Mechanical Code.~~

R303.8.1.1 Passive solar energy collectors. *When a passive solar energy collector is designed as a conditioned area it shall comply with the California Energy Code, Title 24, Part 6. Nonconditioned passive solar energy collectors are exempt from ~~Title 24, Part 6~~ *the California Energy Code.**

R303.9 Required heating. Where the winter design temperature in Table R301.2(1) is below 60°F (16°C), every dwelling unit shall be provided with heating facilities capable of maintaining a minimum room temperature of not less than 68°F (20°C) at a point 3 feet (914 mm) above the floor and 2 feet (610 mm) from exterior walls in all habitable rooms at the design temperature. The installation of one or more portable space heaters shall not be used to achieve compliance with this section.

Note: See Section R301.1.1.1 for limited-density owner-built rural dwellings.

SECTION R304 MINIMUM ROOM AREAS

R304.2 (formerly R304.3) Minimum dimensions. Habitable rooms shall not be less than 7 feet (2134 mm) in any horizontal dimension.

Exceptions:

1. Kitchens.
2. Limited-density owner-built rural dwellings. See Section R301.1.1.1.

R304.5 Efficiency dwelling units. (HCD 1) Unless modified by local ordinance pursuant to Health and Safety Code Section 17958.1, efficiency dwelling units shall comply with the following:

1. *The unit shall have a living room of not less than 220 square feet (20.4 m²) of floor area. An additional 100 square feet (9.3 m²) of floor area shall be provided for each occupant of such unit in excess of two.*
2. *The unit shall be provided with a separate closet.*

3. *The unit shall be provided with a kitchen sink, cooking appliance and refrigeration facilities, each having a clear working space of not less than 30 inches (762 mm) in front. Light and ventilation conforming to this code shall be provided.*
4. *The unit shall be provided with a separate bathroom containing a water closet, lavatory and bathtub or shower.*

**SECTION R307
TOILET, BATH AND SHOWER SPACES**

R307.1 Space required. Fixtures shall be spaced in accordance with Figure R307.1, and in accordance with the requirements of Section P2705.4 the California Plumbing Code.

**FIGURE R307.1
MINIMUM FIXTURE CLEARANCES
(NOT ADOPTED IN CA)**

**SECTION R308
GLAZING**

R308.5 Site built windows. Site built windows shall comply with Section 2404 of the ~~International~~ California Building Code.

**SECTION R309
GARAGES AND CARPORTS**

R309.4 Automatic garage door openers. Automatic garage door openers, if provided, shall be listed and labeled in accordance with UL 325. See Health and Safety Code Sections 19890 and 19891 for additional provisions for residential garage door openers.

R309.7 Extension garage door springs. Every extension garage door spring sold or offered for sale, whether new or sold as a replacement, or installed in any garage or carport which is accessory to a dwelling covered by this code, shall conform to the requirements for garage door springs located in Section 1211 of the California Building Code.

R309.8 Electric vehicle (EV) charging infrastructure. Newly constructed one- and two-family dwellings and townhouses with attached private garages shall comply with EV infrastructure requirements in accordance with the California Green Building Standards Code, Chapter 4, Division 4.1.

**SECTION R310
EMERGENCY ESCAPE AND RESCUE OPENINGS**

R310.2.2 Window sill height. Where a window is provided as the emergency escape and rescue opening, it shall have a sill height of not more than 44 inches (1118 mm) above the floor the bottom of the clear opening not greater than 44 inches (1118 mm) measured from the floor; where the sill height is below grade, it shall be provided with a window well in accordance with Section R310.2.3.

**SECTION R312
GUARDS AND WINDOW FALL PROTECTION**

R312.1.2 Height. Required guards at open-sided walking surfaces, including stairs, porches, balconies or landings, shall be not less than ~~36~~ 42 inches (914 1067 mm) in height as measured vertically above the adjacent walking surface or the line connecting the leading edges of the treads.

Exceptions: ... (No change to text)

**SECTION R315
CARBON MONOXIDE ALARMS**

R315.1 General. Carbon monoxide alarms shall comply with Section R315.

R315.1.1 Listings. Carbon monoxide alarms shall be listed in accordance with UL 2034. Combination carbon monoxide and smoke alarms shall be listed in accordance with UL 2034 and UL 217.

No person shall install, market, distribute, offer for sale, or sell any carbon monoxide device in the State of California unless the device and instructions have been approved and listed by the Office of the State Fire Marshal.

R315.2 Where required. Carbon monoxide alarms shall be provided in accordance with Sections R315.2.1 and R315.2.2.

Pursuant to Health and Safety Code Section 17926, carbon monoxide device shall be installed in all existing dwelling units as required in this section.

R315.2.1 Existing buildings and new construction. For existing buildings and new construction, carbon monoxide alarms shall be provided in dwelling units where either or both of the following conditions exist.

1. The dwelling unit contains a fuel-fired appliance or fireplace.
2. The dwelling unit has an attached garage with an opening that communicates with the dwelling unit.

R315.2.2 Alterations, repairs and additions. ~~Where alterations, repairs or additions requiring a permit occur, or where one or more sleeping rooms are added or created in existing dwellings, the individual dwelling unit shall be equipped with carbon monoxide alarms located as required for new dwellings.~~

Exceptions:

1. ~~Work involving the exterior surfaces of dwellings, such as the replacement of roofing or siding, or the addition or replacement of windows or doors, or the addition of a porch or deck, is exempt from the requirements of this section.~~
2. ~~Installation, alteration or repairs of plumbing or mechanical systems are exempt from the requirements of this section.~~

Where an addition is made to an existing dwelling, or a fuel-burning heater, appliance, or fireplace is added to an existing dwelling, not previously required to be provided with carbon monoxide alarms, new carbon monoxide alarms shall be installed in accordance with Section R315.

R315.3 Location. Carbon monoxide alarms in dwelling units shall be installed and maintained in accordance with the manufacturer's published instructions in the following locations:

1. outside ~~Outside~~ of each separate sleeping area in the immediate vicinity of the bedrooms.
2. On every occupiable level of a dwelling unit, including basements.
3. Where a fuel-burning appliance is located within a bedroom or its attached bathroom, a carbon monoxide alarm shall be installed within the bedroom.

R315.4 Combination alarms. Combination carbon monoxide and smoke alarms shall be permitted to be used in lieu of carbon monoxide alarms.

Combination carbon monoxide/smoke alarms shall comply with Section R315, and all requirements for listing and approval by the Office of the State Fire Marshal for smoke alarms.

R315.5 Power source. Carbon monoxide alarms shall receive their primary power from the building wiring where such wiring is served from a commercial source and, where primary power is interrupted, shall receive power from a battery. Wiring shall be permanent and without a disconnecting switch other than those required for overcurrent protection.

Exceptions:

1. Carbon monoxide alarms shall be permitted to be battery operated where installed in buildings without commercial power.
2. Carbon monoxide alarms installed in accordance with Section R315.2.2 shall be permitted to be battery powered.
3. Carbon monoxide alarms in Group R occupancies shall be permitted to receive their primary power from other power sources recognized for use by NFPA 720.
4. Carbon monoxide alarms in Group R occupancies shall be permitted to be battery-powered or plug-in with a battery backup in existing buildings built prior to January 1, 2011, under any of the following conditions:

- 4.1. No construction is taking place.
- 4.2. Repairs or alterations do not result in the removal of interior wall and ceiling finishes exposing the structure in areas/spaces where carbon monoxide alarms are required.
- 4.3. Repairs or alterations are limited to the exterior surfaces of dwellings, such as the replacement of roofing or siding, or the addition or replacement of windows or doors, or the addition of a porch or deck.
- 4.4. Work is limited to the installation, alteration or repair of plumbing, mechanical or electrical systems, which do not result in the removal of interior wall or ceiling finishes exposing the structure in areas/spaces where carbon monoxide alarms are required.

R315.6 Carbon monoxide detection systems. Carbon monoxide detection systems shall be permitted to be used in lieu of carbon monoxide alarms and shall comply with Sections R315.6.1 through R315.6.4.

R315.6.1 General. Household carbon monoxide detection systems shall comply with NFPA 720. Carbon monoxide detectors shall be listed in accordance with UL 2075.

R315.6.2 Location. Carbon monoxide detectors shall be installed and maintained in the locations specified in Section R315.3 or NFPA 720 ~~These locations supersede the locations specified in NFPA 720.~~

R315.6.3 Permanent fixture. Where a household carbon monoxide detection system is installed, it shall become a permanent fixture of the occupancy and owned by the homeowner.

R315.6.4 Combination detectors. Combination carbon monoxide and smoke detectors shall be permitted to be installed in carbon monoxide detection systems in lieu of carbon monoxide detectors, provided that they are listed in accordance with UL 2075 and UL 268.

Combination carbon monoxide/smoke detectors shall comply with all requirements for listing and approval by the Office of the State Fire Marshal for smoke alarms.

315.7 Interconnection. Where more than one carbon monoxide alarm is required to be installed within a dwelling unit or within a sleeping unit in Group R occupancies, the alarms shall be interconnected in a manner that activation of one alarm shall activate all of the alarms in the individual unit.

Exception: Interconnection is not required in existing buildings, built prior to January 1, 2011, under any of the following conditions:

- 1. Physical interconnection is not required where listed wireless alarms are installed and all alarms sound upon activation of one alarm.
- 2. No construction is taking place.
- 3. Repairs or alterations do not result in the removal of interior wall and ceiling finishes exposing the structure in areas/spaces where carbon monoxide alarms are required.
- 4. Repairs or alterations are limited to the exterior surfaces of dwellings, such as the replacement of roofing or siding, or the addition or replacement of windows or doors, or the addition of a porch or deck.
- 5. Work is limited to the installation, alteration or repair of plumbing, mechanical, or electrical systems, which do not result in the removal of interior wall or ceiling finishes exposing the structure in areas/spaces where carbon monoxide alarms are required.

SECTION R320 ACCESSIBILITY

R320.1 Scope. Where there are four or more dwelling units or sleeping units in a single structure, the provisions of Chapter 11 of the International Building Code for Group R-3 shall apply. *Dwelling units in a building consisting of three or more dwelling units or four or more condominium units shall meet the requirements of the California Building Code Chapter 11A. Covered Multifamily Dwellings include but are not limited to dwelling units listed in Section 1.8.2.1.2. Dwelling units within a single structure separated by firewalls do not constitute separate buildings.*

R320.1.1 Guestrooms. A dwelling with guestrooms shall comply with the provisions of Chapter 11 of the International Building Code for Group R-3. For the purpose of applying the requirements of Chapter 11 of the International Building Code, guestrooms shall be considered to be sleeping units.

Exception: Owner-occupied lodging houses with five or fewer guestrooms constructed in accordance with the International Residential Code are not required to be accessible.

SECTION R321 ELEVATORS AND PLATFORM LIFTS

R321.3 Accessibility. Elevators or platform (*wheelchair*) lifts that are part of an accessible route required by Chapter 11A of the International California Building Code, shall comply with ICG A117.4 *the requirements in Section 1124A Chapter 11A of the California Building Code.*

SECTION R322 FLOOD-RESISTANT CONSTRUCTION

R322.1.6 Protection of mechanical, plumbing and electrical systems. Electrical systems, equipment and components; heating, ventilating, air conditioning; plumbing appliances and plumbing fixtures; duct systems; and other service equipment shall be located at or above the elevation required in Section R322.2 or R322.3. If replaced as part of a substantial improvement, electrical systems, equipment and components; heating, ventilating, air conditioning and plumbing appliances and plumbing fixtures; duct systems; and other service equipment shall meet the requirements of this section. Systems, fixtures, and equipment and components shall not be mounted on or penetrate through walls intended to break away under flood loads.

Exception: Locating electrical systems, equipment and components; heating, ventilating, air conditioning; plumbing appliances and plumbing fixtures; duct systems; and other service equipment is permitted below the elevation required in Section R322.2 or R322.3 provided that they are designed and installed to prevent water from entering or accumulating within the components and to resist hydrostatic and hydrodynamic loads and stresses, including the effects of buoyancy, during the occurrence of flooding to the design flood elevation in accordance with ASCE 24. Electrical wiring systems are permitted to be located below the required elevation provided they conform to the provisions of the ~~electrical part of this code for California~~ *Electrical Code* for wet locations.

R322.1.7 Protection of water supply and sanitary sewage systems. ~~New and replacement w~~ Water supply systems shall be designed to minimize or eliminate infiltration of flood waters into the ~~systems in accordance with the plumbing provisions of this code~~ *water supply and distribution system*. ~~New and replacement s~~ Sanitary sewage systems shall be designed to minimize or eliminate infiltration of floodwaters into *sanitary drainage* systems and discharges from *sanitary drainage* systems into floodwaters ~~in accordance with the plumbing provisions of this code and Chapter 3 of the International Private Sewage Disposal Code.~~

R322.1.9 Manufactured homes. (NOT ADOPTED IN CA)

SECTION R324 SOLAR ENERGY SYSTEMS

R324.2 Solar thermal systems. Solar thermal systems shall be designed and installed in accordance with Chapter 23 ~~the California Plumbing Code and the International~~ *California* Fire Code.

R324.3 Photovoltaic systems. Photovoltaic systems shall be designed and installed in accordance with Sections R324.3.1 through R324.7.2.5 and NFPA 70 ~~the California~~ *Electrical Code*. Inverters shall be listed and labeled in accordance with UL 1741. Systems connected to the utility grid shall use inverters listed for utility interaction.

R324.6.1 Fire separation distances. Ground-mounted photovoltaic systems shall be subject to the fire separation distance requirements determined by the ~~local jurisdiction~~ *enforcing agency*.

R324.7 Access and pathways. Roof access, pathways and spacing requirements shall be provided in accordance with Sections R324.7.1 through R324.7.2.5.

Exceptions:

1. Detached garages and accessory structures to one- and two-family dwellings and townhouses, such as parking shade structures, carports, solar trellises and similar structures.
2. Roof access, pathways and spacing requirements need not be provided where an alternative ventilation method approved by the ~~code official~~ *enforcing agency* has been provided or where the ~~code official~~ *enforcing agency* has determined that vertical ventilation techniques will not be employed.

R324.7.2.5 Allowance for smoke ventilation operations. Panels and modules installed on dwellings shall not be located less than 3 feet (914 mm) below the roof ridge to allow for fire department smoke ventilation operations.

Exception: Where an alternative ventilation method approved by the ~~code official~~ enforcing agency has been provided or where the ~~code official~~ enforcing agency has determined that vertical ventilation techniques will not be employed, clearance from the roof ridge is not required.

**SECTION R334
(formerly R324)
CONSTRUCTION WASTE REDUCTION,
DISPOSAL AND RECYCLING**

R334.1 (formerly R324.1) Construction waste management. *Recycle and/or salvage for reuse a minimum of ~~50~~ 65 percent of the nonhazardous construction and demolition waste in accordance with the California Green Building Standards Code, Chapter 4, Division 4.4.*

**SECTION R340
(formerly R330)
POLLUTANT CONTROL**

R340.1 (formerly R330.1) Finish material pollutant control. *Finish materials including adhesives, sealants, caulks, paints and coatings, aerosol paints and coatings, carpet systems, carpet cushion, carpet adhesive, resilient flooring systems and composite wood products shall meet the volatile organic compound (VOC) emission limits in accordance with the California Green Building Standards Code, Chapter 4, Division 4.5.*

NOTE:

Authority cited: Health and Safety Code Sections 17040, 17050, 17920.9, 17921, 17921.3, 17921.6, 17921.10, 17922, 17922.6, 17922.12, 17927, 17928, 17959.6, 18300, 18552, 18554, 18620, 18630, 18640, 18670, 18690, 18691, 18865, 18871.3, 18871.4, 18873, 18873.1, 18873.2, 18873.3, 18873.4, 18873.5, 18938.3, 18944.11 and 19990; and Government Code Section 12955.1.

Reference: Health and Safety Code Sections 17000 through 17062.5, 17910 through 17995.5, 18200 through 18700, 18860 through 18874 and 19960 through 19997; and Government Code Sections 12955.1 and 12955.1.1.

7. HCD proposes to adopt Chapter 4 from the 2015 International Residential Code into the 2016 California Residential Code with amendment as follows:

**CHAPTER 4
FOUNDATIONS**

**SECTION R401
GENERAL**

R401.2 Requirements. Foundation construction shall be capable of accommodating all loads according to Section R301 and of transmitting the resulting loads to the supporting soil. Fill soils that support footings and foundations shall be designed, installed and tested in accordance with accepted engineering practice. Gravel fill used as footings for wood and precast concrete foundations shall comply with Section R403.

Note: See Section R301.1.1.1 for limited-density owner-built rural dwellings.

R401.4.1.1 General and where required for applications listed in Section 1.8.2.1.1 regulated by the Department of Housing and Community Development. *Foundations and soils investigations shall be conducted in conformance with Health and Safety Code Sections 17953 through 17957 as summarized below.*

R401.4.1.1.1 Preliminary soil report. *Each city, county, or city and county shall enact an ordinance which requires a preliminary soil report, prepared by a civil engineer who is registered by the state. The report shall be based upon adequate test borings or excavations, of every subdivision, where a tentative and final map is required pursuant to Section 66426 of the Government Code.*

The preliminary soil report may be waived if the building department of the city, county or city and county, or other enforcement agency charged with the administration and enforcement of the provisions of Section R401.4.1.1, shall determine that, due to the knowledge such department has as to the soil qualities of the soil of the subdivision or lot, no preliminary analysis is necessary.

R401.4.1.1.2 Soil investigation by lot, necessity, preparation, and recommendations. If the preliminary soil report indicates the presence of critically expansive soils or other soil problems which, if not corrected, would lead to structural defects, such ordinance shall require a soil investigation of each lot in the subdivision.

The soil investigation shall be prepared by a civil engineer who is registered in this state. It shall recommend corrective action which is likely to prevent structural damage to each dwelling proposed to be constructed on the expansive soil.

R401.4.1.1.3 Approval, building permit conditions, appeal. The building department of each city, county or city and county, or other enforcement agency charged with the administration and enforcement of the provisions of this code, shall approve the soil investigation if it determines that the recommended action is likely to prevent structural damage to each dwelling to be constructed. As a condition to the building permit, the ordinance shall require that the approved recommended action be incorporated in the construction of each dwelling. Appeal from such determination shall be to the local appeals board.

R401.4.1.1.4. Liability. A city, county, or city and county or other enforcement agency charged with the administration and enforcement of the provisions of Section R401.4.1.1, is not liable for any injury which arises out of any act or omission of the city, county or city and county, or other enforcement agency, or a public employee or any other person under Sections R401.4.1.1.1, R401.4.1.1.2 or R401.4.1.1.3.

R401.4.1.1.5. Alternate procedures. The governing body of any city, county, or city and county may enact an ordinance prescribing an alternate procedure which is equal to or more restrictive than the procedures specified in Sections R401.4.1.1.1, R401.4.1.1.2 and R401.1.1.3.

SECTION R403 FOOTINGS

R403.1.8 Foundations on expansive soils. Foundation and floor slabs for buildings located on expansive soils shall be designed in accordance with Section 1808.6 of the ~~International~~ California Building Code.

Exception: ... (no changes to text)

SECTION R404 FOUNDATION AND RETAINING WALLS

R404.5.1 Design. Precast concrete foundation walls shall be designed in accordance with accepted engineering practice. The design and manufacture of precast concrete foundation wall panels shall comply with the materials requirements of Section R402.3 or ACI 318. The panel design drawings shall be prepared by a registered design professional where required by the statutes of the jurisdiction in which the project is to be constructed in accordance with Section R106-1.

SECTION R408 UNDER-FLOOR SPACE

R408.3 Unvented crawl space. Ventilation openings in under-floor spaces specified in Sections R408.1 and R408.2 shall not be required where the following items are provided:

1. Exposed earth is covered with a continuous Class I vapor retarder. Joints of the vapor retarder shall overlap by 6 inches (152 mm) and shall be sealed or taped. The edges of the vapor retarder shall extend at least 6 inches (152 mm) up the stem wall and shall be attached and sealed to the stem wall or insulation.
2. One of the following is provided for the under-floor space:
 - 2.1. Continuously operated mechanical exhaust ventilation at a rate equal to 1 cubic foot per minute (0.47 L/s) for each 50 square feet (4.7 m²) of crawl space floor area, including an air pathway to the common area (such as a duct or transfer grille) and ~~Crawl space perimeter walls shall be insulated in accordance with Section N1102.2.11 of this code the minimum insulation requirements established in the California Energy Code. Crawl space insulation shall be permanently fastened to the wall and extend downward from the~~

floor to the finished grade level and then vertically and/or horizontally for at least an additional 24 inches (610 mm).

- 2.2. Conditioned air supply sized to deliver at a rate equal to 1 cubic foot per minute (0.47 L/s) for each 50 square feet (4.7 m²) of under-floor area, including a return air pathway to the common area (such as a duct or transfer grille), and perimeter walls insulated in accordance with Section N1102.11 of this code. Crawl space perimeter walls shall be insulated in accordance with the minimum insulation requirements established in the California Energy Code. Crawl space insulation shall be permanently fastened to the wall and extend downward from the floor to the finished grade level and then vertically and/or horizontally for at least an additional 24 inches (610 mm).
- 2.3. Plenum in existing structures complying with Section M1604.5, the California Mechanical Code, if under-floor space is used as a plenum.

R408.4 Access. Access shall be provided to all under-floor spaces. Access openings through the floor shall be a minimum of 18 inches by 24 inches (457 mm by 610 mm). Openings through a perimeter wall shall be not less than 16 inches by 24 inches (407 mm by 610 mm). Where any portion of the through-wall access is below grade, an areaway not less than 16 inches by 24 inches (407 mm by 610 mm) shall be provided. The bottom of the areaway shall be below the threshold of the access opening. Through wall access openings shall not be located under a door to the residence. See Section M1305.1.4 the California Mechanical Code for access requirements where mechanical equipment is located under floors.

NOTE:

Authority cited: Health and Safety Code Sections 17040, 17050, 17920.9, 17921, 17921.3, 17921.6, 17921.10, 17922, 17922.6, 17922.12, 17927, 17928, 17959.6, 18300, 18552, 18554, 18620, 18630, 18640, 18670, 18690, 18691, 18865, 18871.3, 18871.4, 18873, 18873.1, 18873.2, 18873.3, 18873.4, 18873.5, 18938.3, 18944.11 and 19990; and Government Code Section 12955.1.

Reference: Health and Safety Code Sections 17000 through 17062.5, 17910 through 17995.5, 18200 through 18700, 18860 through 18874 and 19960 through 19997; and Government Code Sections 12955.1 and 12955.1.1.

8. HCD proposes to adopt Chapter 5 from the 2015 International Residential Code into the 2016 California Residential Code with amendments as follows:

CHAPTER 5 FLOORS

SECTION R502 WOOD FLOOR FRAMING

R502.1.1 Sawn lumber. Sawn lumber shall be identified by a grade mark of an accredited lumber grading or inspection agency and have design values certified by an accreditation body that complies with DOC PS 20. In lieu of a grade mark, a certificate of inspection issued by a lumber grading or inspection agency meeting the requirements of this section shall be accepted.

Note: See Section R301.1.1.1 for limited-density owner-built rural dwellings.

R502.11.1 Design. Wood trusses shall be designed in accordance with approved engineering practice. The design and manufacture of metal plate connected wood trusses shall comply with ANSI/TPI 1. The truss design drawings shall be prepared by a registered *design* professional where required by the statutes of the jurisdiction in which the project is to be constructed in accordance with Section R106.1.

SECTION R506 CONCRETE FLOORS (ON GROUND)

R506.2.3.1 Capillary break. When a vapor retarder is required, a capillary break shall be installed in accordance with the California Green Building Standards Code, Chapter 4, Division 4.5.

NOTE:

Authority cited: Health and Safety Code Sections 17040, 17050, 17920.9, 17921, 17921.3, 17921.6, 17921.10, 17922, 17922.6, 17922.12, 17927, 17928, 17959.6, 18300, 18552, 18554, 18620, 18630, 18640, 18670, 18690, 18691, 18865, 18871.3, 18871.4, 18873, 18873.1, 18873.2, 18873.3, 18873.4, 18873.5, 18938.3, 18944.11 and 19990; and Government Code Section 12955.1.

Reference: Health and Safety Code Sections 17000 through 17062.5, 17910 through 17995.5, 18200 through 18700, 18860 through 18874 and 19960 through 19997; and Government Code Sections 12955.1 and 12955.1.1.

9. HCD proposes to adopt Chapter 6 from the 2015 International Residential Code into the 2016 California Residential Code with amendments as follows:

**CHAPTER 6
WALL CONSTRUCTION**

**SECTION R602
WOOD WALL FRAMING**

R602.1.1 Sawn lumber. Sawn lumber shall be identified by a grade mark of an accredited lumber grading or inspection agency and have design values certified by an accreditation body that complies with DOC PS 20. In lieu of a grade mark, a certification of inspection issued by a lumber grading or inspection agency meeting the requirements of this section shall be accepted.

Note: See Section R301.1.1.1 for limited-density owner-built rural dwellings.

R602.3.4.1 Rodent proofing. Annular spaces around pipes, electric cables, conduits or other openings in bottom/sole plates at exterior walls shall be protected against the passage of rodents by closing such openings in accordance with the California Green Building Standards Code, Chapter 4, Division 4.4.

**TABLE R602.10.3(3)
BRACING REQUIREMENTS BASED ON SEISMIC DESIGN CATEGORY**

.... (No Changes to Table)

- a. Linear interpolation shall be permitted.
- b. Wall bracing lengths are based on a soil site class "D." Interpolation of bracing length between the S_{ds} values associated with the Seismic Design Categories shall be permitted when a site-specific S_{ds} value is determined in accordance with Section 1613.3 of the ~~International~~ California Building Code.
- c. ... (No change to text)
- d. ... (No change to text)
- e. ... (No change to text)

**SECTION R606
GENERAL MASONRY CONSTRUCTION**

R606.1.1 Professional registration not required. ~~When the Empirical design provisions of Appendix A of TMS 402/ACI 530/ASCE 5, the provisions of TMS 403, or the provisions of this section are used to design masonry, project drawings, typical details and specifications are not required to bear the seal of the architect or engineer responsible for design, unless otherwise required by the state law of the jurisdiction having authority, shall not exempt construction documents from the requirement to be stamped by a California licensed architect or engineer. Notwithstanding other sections of law, the law establishing these provisions is found in Business and Professions Code Sections 5537.1 and 6737.1.~~

**TABLE R606.12.2.1
MINIMUM SOLID WALL LENGTH ALONG EXTERIOR WALL LINES**

.... (No Changes to Table)

NP = Not permitted, except with design in accordance with the ~~International~~ California Building Code.

- a. For all walls, the minimum required length of solid walls shall be based on the table percent multiplied by the dimension, parallel to the wall direction under consideration, of a rectangle inscribing the overall building plan.

**SECTION R608
EXTERIOR CONCRETE WALL CONSTRUCTION**

R608.1 General. (formerly R611.1) Exterior concrete walls shall be designed and constructed in accordance with the provisions of this section or in accordance with the provisions of PCA 100 or ACI 318. Where PCA 100, ACI 318 or the provisions of this section are used to design concrete walls, project drawings, typical details and specifications are not required to bear the seal of the architect or engineer responsible for design, unless otherwise required by the state law of the jurisdiction having authority. ~~shall not exempt construction documents from the requirement to be stamped by a California licensed architect or engineer. Notwithstanding other sections of law, the law establishing these provisions is found in Business and Professions Code Sections 5537.1 and 6737.1.~~

**SECTION R610
STRUCTURAL INSULATED PANEL WALL CONSTRUCTION**

R610.1 (formerly R613.1) General. Structural insulated panel (SIP) walls shall be designed in accordance with the provisions of this section. Where the provisions of this section are used to design structural insulated panel walls, project drawings, typical details and specifications are not required to bear the seal of the architect or engineer responsible for design, unless otherwise required by the state law of the jurisdiction having authority. ~~shall not exempt construction documents from the requirement to be stamped by a California licensed architect or engineer. Notwithstanding other sections of law, the law establishing these provisions is found in Business and Professions Code Sections 5537.1 and 6737.1.~~

R610.4.1 Labeling. Panels shall be identified by grade mark or certificate of inspection issued by an approved agency. Each (SIP) shall bear a stamp or label with the following minimum information:

1. Manufacturer name/logo.
2. Identification of the assembly.
3. Quality assurance agency.

(HCD 1 and HCD 2) Note: *See the California Factory-Built Housing Law, Health and Safety Code Section 19960 et seq.; and the California Code of Regulations, Title 25, Division 1, Chapter 3; which require building components as addressed in the definition of "factory-built housing" to bear insignia of approval issued by the Department of Housing and Community Development, as specified.*

NOTE:

Authority cited: Health and Safety Code Sections 17040, 17050, 17920.9, 17921, 17921.3, 17921.6, 17921.10, 17922, 17922.6, 17922.12, 17927, 17928, 17959.6, 18300, 18552, 18554, 18620, 18630, 18640, 18670, 18690, 18691, 18865, 18871.3, 18871.4, 18873, 18873.1, 18873.2, 18873.3, 18873.4, 18873.5, 18938.3, 18944.11 and 19990; and Government Code Section 12955.1.

Reference: Health and Safety Code Sections 17000 through 17062.5, 17910 through 17995.5, 18200 through 18700, 18860 through 18874 and 19960 through 19997; and Government Code Sections 12955.1 and 12955.1.1.

10. HCD proposes to adopt Chapter 7 from the 2015 International Residential Code into the 2016 California Residential Code with amendments as follows:

**CHAPTER 7
WALL COVERING**

**SECTION R702
INTERIOR COVERING**

R702.7 Vapor retarders. Class I or II vapor retarders are required on the interior side of frame walls in Climate Zones 5, 6, 7, 8 and Marine-4 14 and 16. See *Title 24, Part 6 the California Energy Code, FIGURE 100.1-A — California Climate Zones.*

Exceptions:

1. Basement walls.
2. Below-grade portion of any wall.
3. Construction where moisture or its freezing will not damage the materials.

R702.7.1 Class III vapor retarders. Class III vapor retarders shall be permitted where any one of the conditions in Table R702.7.1 is met. *the following materials are used. The material options include vented cladding over fiberboard, vented cladding over gypsum, or insulated sheathing with an R value equal to or greater than R-4. If insulated sheathing is used the R-value shall be included as part of the compliance toward Title 24, Part 6 Building Energy Efficiency Standards the California Energy Code.*

Spray foam with a minimum density of 2 lb/ft³ applied to the interior cavity side of OSB, plywood, fiberboard, insulated sheathing or gypsum is deemed to meet the insulated sheathing requirement where the spray foam R-value meets or exceeds the specified insulated sheathing R-value.

**TABLE R702.7.1
CLASS III VAPOR RETARDERS**

CLIMATE ZONE	CLASS III VAPOR RETARDERS PERMITTED FOR: ^a
Marine-4	Vented cladding over wood structural panels. Vented cladding over fiberboard. Vented cladding over gypsum. Continuous insulation with R-value ≥ 2.5 over 2 x 4 wall. Continuous insulation with R-value ≥ 3.75 over 2 x 6 wall.
5	Vented cladding over wood structural panels. Vented cladding over fiberboard. Vented cladding over gypsum. Continuous insulation with R-value ≥ 5 over 2 x 4 wall. Continuous insulation with R-value ≥ 7.5 over 2 x 6 wall.
6	Vented cladding over fiberboard Vented cladding over gypsum Continuous insulation with R-value ≥ 7.5 over 2 x 4 wall Continuous insulation with R-value ≥ 11.25 over 2 x 6 wall
7 and 8	Continuous insulation with R-value ≥ 10 over 2 x 4 wall Continuous insulation with R-value ≥ 15 over 2 x 6 wall

For SI: 1 pound per cubic foot = 16 kg/m³

a. Spray foam with a maximum permeance of 1.5 perms at the installed thickness, applied to the interior cavity side of wood structural panels, fiberboard, insulating sheathing or gypsum is deemed to meet the continuous insulation requirement where the spray foam R-value meets or exceeds the specified continuous insulation R-value.

**SECTION R703
EXTERIOR COVERING**

R703.1.1 Water resistance. The exterior wall envelope shall be designed and constructed in a manner that prevents the accumulation of water within the wall assembly by providing a water-resistant barrier behind the exterior veneer as required by Section R703.2 and a means of draining to the exterior water that enters the assembly. Protection against condensation in the exterior wall assembly shall be provided in accordance with Section R702.7 of this code *the California Energy Code.*

Exceptions: ... (No change to text)

NOTE:

Authority cited: Health and Safety Code Sections 17040, 17050, 17920.9, 17921, 17921.3, 17921.6, 17921.10, 17922, 17922.6, 17922.12, 17927, 17928, 17959.6, 18300, 18552, 18554, 18620, 18630, 18640, 18670, 18690, 18691, 18865, 18871.3, 18871.4, 18873, 18873.1, 18873.2, 18873.3, 18873.4, 18873.5, 18938.3, 18944.11 and 19990; and Government Code Section 12955.1.

Reference: Health and Safety Code Sections 17000 through 17062.5, 17910 through 17995.5, 18200 through 18700, 18860 through 18874 and 19960 through 19997; and Government Code Sections 12955.1 and 12955.1.1.

11. HCD proposes to adopt Chapter 8 from the 2015 International Residential Code into the 2016 California Residential Code with amendments as follows:

**CHAPTER 8
ROOF-CEILING CONSTRUCTION**

**SECTION R802
WOOD ROOF FRAMING**

R802.1.1 (formerly R802.1) Sawn lumber. Sawn lumber shall be identified by a grade mark of an accredited lumber grading or inspection agency and have design values certified by an accreditation body that complies with DOC PS 20. In lieu of a grade mark, a certificate of inspection issued by a lumber grading or inspection agency meeting the requirements of this section shall be accepted.

Note: See Section R301.1.1.1 for limited-density owner-built rural dwellings.

R802.1.5.4 (formerly R802.1.3.4) Labeling. Fire-retardant-treated lumber and wood structural panels shall be labeled. The label shall contain:

1. The identification mark of an approved agency in accordance with Section 1703.5 of the *International California Building Code*.
2. – 8. (No change to text)

R802.10.2 Design. Wood trusses shall be designed in accordance with accepted engineering practice. The design and manufacture of metal-plate-connected wood trusses shall comply with ANSI/TPI 1. The truss design drawings shall be prepared by a registered *design* professional where required by the statutes of the jurisdiction in which the project is to be constructed in accordance with Section R106.4.

**SECTION R806
ROOF VENTILATION**

R806.2 Minimum vent area. The minimum net free ventilation area shall be 1/150 of the area of the vented space.

Exception: The minimum net free ventilation area shall be 1/300 of the vented space provided one or more of the following conditions are met:

1. In Climate Zones 6, 7 and 8 14 and 16, a Class I or II vapor retarder is installed on the warm-in-winter side of the ceiling.
2. (No change to text)

R806.5 Unvented attic and unvented enclosed rafter assemblies. Unvented attics and unvented enclosed roof framing assemblies created by ceilings that are applied directly to the underside of the roof framing members and structural roof sheathing applied directly to the top of the roof framing members/rafters, shall be permitted where all the following conditions are met:

1. The unvented attic space is completely within the building thermal envelope.
2. No interior Class I vapor retarders are installed on the ceiling side (attic floor) of the unvented attic assembly or on the ceiling side of the unvented enclosed roof framing assembly.

3. Where wood shingles or shakes are used, a minimum 1/4-inch (6.4 mm) vented airspace separates the shingles or shakes and the roofing underlayment above the structural sheathing.

4. In Climate Zones ~~5, 6, 7 and 8, 14 and 16~~, any air-impermeable insulation shall be a Class II vapor retarder, or shall have a Class II vapor retarder coating or covering in direct contact with the underside of the insulation.

4.1 A Class I or Class II vapor retarder shall be installed on the indirectly conditioned space side of all insulation in an unvented attic with air-permeable insulation, for condensation control.

See ~~Title 24, Part 6~~ the California Energy Code, FIGURE 100.1-A —California Climate Zones.

5. Insulation shall be located in accordance with the following:

5.1. Item 5.1.1, 5.1.2, 5.1.3 or 5.1.4 shall be met, depending on the air permeability of the insulation directly under the structural roof sheathing. *No insulation shall be required when roof tiles, wood shingles or wood shakes, or any other roofing system using battens and no continuous underlayment is installed. A continuous layer underlayment shall be considered to exist if sheathing, roofing paper or any continuous layer ~~which has~~ having a perm rate of no more than one perm under the dry cup method is present.*

5.1.1. Where only air-impermeable insulation is provided, it shall be applied in direct contact with the underside of the structural roof sheathing.

5.1.2. Where air-permeable insulation is provided inside the building thermal envelope, it shall be installed in accordance with Section 5.1. In addition to the air-permeable insulation installed directly below the structural sheathing, rigid board or sheet insulation ~~with an R-value of R-4~~ shall be installed directly above the structural roof sheathing in accordance with the R-values in Table R806.5 for condensation control.

5.1.3. Where both air-impermeable and air-permeable insulation are provided, the air-impermeable insulation shall be applied in direct contact with the underside of the structural roof sheathing ~~in accordance with Item 5.1.4~~ and shall be in accordance with the R-values in Table R806.5 for condensation control. The air-permeable insulation shall be installed directly under the air-impermeable insulation.

5.1.4. Alternatively, sufficient rigid board or sheet insulation shall be installed directly above the structural roof sheathing to maintain the monthly average temperature of the underside of the structural roof sheathing above 45°F (7°C). For calculation purposes, an interior air temperature of 68°F (20°C) is assumed and the exterior air temperature is assumed to be the monthly average outside air temperature of the three coldest months.

5.2. Where preformed insulation board is used as the air-impermeable insulation layer, it shall be sealed at the perimeter of each individual sheet interior surface to form a continuous layer.

**TABLE R806.5
INSULATION FOR CONDENSATION CONTROL**

CLIMATE ZONE	MINIMUM RIGID BOARD ON <u>OR</u> AIR-IMPERMEABLE INSULATION R-VALUE ^{a, b}
2B and 3B <u>6-15</u> tile roof only	0 (none required)
1, 2A, 2B, 3A, 3B, 3C <u>3-15</u>	R-5
4C <u>1&2</u>	R-10
4A, 4B <u>16</u>	R-15
5	R-20
6	R-25
7	R-30
8	R-35

a. ~~Contributes to but does not supersede the requirements in Section N1103.2.1.~~

b. ~~Alternatively, sufficient continuous insulation shall be installed directly above the structural roof sheathing to~~

maintain the monthly average temperature of the underside of the structural roof sheathing above 45°F (7°C). For calculation purposes, an interior air temperature of 68°F (20°C) is assumed and the exterior air temperature is assumed to be the monthly average outside air temperature of the three coldest months.

SECTION R807 ATTIC ACCESS

R807.1 Attic access. Buildings with combustible ceiling or roof construction shall have an attic access opening to attic areas that have a vertical height of 30 inches (762 mm) or greater over an area of not less than 30 square feet (2.8 m²). The vertical height shall be measured from the top of the ceiling framing members to the underside of the roof framing members.

The rough-framed opening shall be not less than 22 inches by 30 inches (559 mm by 762 mm) and shall be located in a hallway or other readily accessible location. Where located in a wall, the opening shall be not less than 22 inches wide by 30 inches high (559 mm wide by 762 mm high). Where the access is located in a ceiling, minimum unobstructed headroom in the attic space shall be 30 inches (762 mm) at some point above the access measured vertically from the bottom of ceiling framing members. See Section M1305.1.3 *the California Mechanical Code* for access requirements where mechanical equipment is located in attics.

NOTE:

Authority cited: Health and Safety Code Sections 17040, 17050, 17920.9, 17921, 17921.3, 17921.6, 17921.10, 17922, 17922.6, 17922.12, 17927, 17928, 17959.6, 18300, 18552, 18554, 18620, 18630, 18640, 18670, 18690, 18691, 18865, 18871.3, 18871.4, 18873, 18873.1, 18873.2, 18873.3, 18873.4, 18873.5, 18938.3, 18944.11 and 19990; and Government Code Section 12955.1.

Reference: Health and Safety Code Sections 17000 through 17062.5, 17910 through 17995.5, 18200 through 18700, 18860 through 18874 and 19960 through 19997; and Government Code Sections 12955.1 and 12955.1.1.

12. HCD proposes to adopt Chapter 9 from the 2015 International Residential Code into the 2016 California Residential Code with amendments as follows:

CHAPTER 9 ROOF ASSEMBLIES

SECTION R903 WEATHER PROTECTION

R903.4.1 Secondary (emergency overflow) drains or scuppers. Where roof drains are required, secondary emergency overflow roof drains or scuppers shall be provided where the roof perimeter construction extends above the roof in such a manner that water will be entrapped if the primary drains allow buildup for any reason. Overflow drains having the same size as the roof drains shall be installed with the inlet flow line located 2 inches (51 mm) above the low point of the roof, or overflow scuppers having three times the size of the roof drains and having a minimum opening height of 4 inches (102 mm) shall be installed in the adjacent parapet walls with the inlet flow located 2 inches (51 mm) above the low point of the roof served. The installation and sizing of overflow drains, leaders and conductors shall comply with Sections 1406 and 1408 of the *International California Plumbing Code*, as applicable.

~~Overflow drains shall discharge to an approved location and shall not be connected to roof drain lines.~~

SECTION R905 REQUIREMENTS FOR ROOF COVERINGS

R905.10.3 Material standards. Metal-sheet roof covering systems that incorporate supporting structural members shall be designed in accordance with the *International California Building Code*. Metal-sheet roof coverings installed over structural decking shall comply with Table R905.10.3(1). The materials used for metal-sheet roof coverings shall be naturally corrosion resistant or provided with corrosion resistance in accordance with the standards and minimum thicknesses shown in Table R905.10.3(2).

R905.16 Photovoltaic shingles. The installation of photovoltaic shingles shall comply with the provisions of this section, Section R324 and NFPA-70 the California Electrical Code.

**SECTION R907
ROOFTOP-MOUNTED PHOTOVOLTAIC SYSTEMS**

R907.1 Rooftop-mounted photovoltaic systems. Rooftop mounted photovoltaic panels or modules shall be installed in accordance with this section, Section R324 and NFPA-70 the California Electrical Code.

**SECTION R909
ROOFTOP-MOUNTED
PHOTOVOLTAIC PANEL SYSTEMS**

R909.1 General. The installation of photovoltaic panel systems that are mounted on or above the roof covering shall comply with this section, Section R324 and NFPA-70 the California Electrical Code.

NOTE:

Authority cited: Health and Safety Code Sections 17040, 17050, 17920.9, 17921, 17921.3, 17921.6, 17921.10, 17922, 17922.6, 17922.12, 17927, 17928, 17959.6, 18300, 18552, 18554, 18620, 18630, 18640, 18670, 18690, 18691, 18865, 18871.3, 18871.4, 18873, 18873.1, 18873.2, 18873.3, 18873.4, 18873.5, 18938.3, 18944.11 and 19990; and Government Code Section 12955.1.

Reference: Health and Safety Code Sections 17000 through 17062.5, 17910 through 17995.5, 18200 through 18700, 18860 through 18874 and 19960 through 19997; and Government Code Sections 12955.1 and 12955.1.1.

13. HCD proposes to adopt Chapter 10 except Section 1004.4, from the 2015 International Residential Code into the 2016 California Residential Code with amendments as follows:

**CHAPTER 10
CHIMNEYS AND FIREPLACES**

**SECTION R1001
MASONRY FIREPLACES**

R1001.3 Seismic reinforcing. Masonry or concrete chimneys in *all structures regulated by this code assigned to Seismic Design Category C, D₀, D₁ or D₂* shall be reinforced. Reinforcing shall conform to the requirements set forth in Table R1001.1 and Section R606.

R1001.4 Seismic anchorage. Masonry or concrete chimneys in *all structures regulated by this code assigned to Seismic Design Categories C, D₀, D₁ or D₂* shall be anchored at each floor, ceiling or roof line more than 6 feet (1829 mm) above grade, except where constructed completely within the exterior walls. Anchorage shall conform to the requirements of Section R1001.4.1.

**TABLE R1001.1
SUMMARY OF REQUIREMENTS FOR MASONRY FIREPLACES AND CHIMNEYS**

.... (No Changes to Table)

Note: This table provides a summary of major requirements for the construction of masonry chimneys and fireplaces. Letter references are to Figure R1001.1, which shows examples of typical construction. This table does not cover all requirements, nor does it cover all aspects of the indicated requirements. For the actual mandatory requirements of the code, see the indicated section of text.

- a. The letters refer to Figure R1001.1.
- b. Not required in Seismic Design Category A, B or C A or B.

SECTION R1003 MASONRY CHIMNEYS

R1003.3 Seismic reinforcing. Masonry or concrete chimneys shall be constructed, anchored, supported and reinforced as required in this chapter. In *all structures regulated by this code assigned to Seismic Design Category C, D₀, D₁ or D₂* masonry and concrete chimneys shall be reinforced and anchored as detailed in Section R1003.3.1, R1003.3.2 and R1003.4. In Seismic Design Category ~~A, B or C-A or B~~, reinforcement and seismic anchorage are not required.

R1003.4 Seismic anchorage. Masonry and concrete chimneys and foundations in *all structures regulated by this code assigned to Seismic Design Category C, D₀, D₁ or D₂* shall be anchored at each floor, ceiling or roof line more than 6 feet (1829 mm) above grade, except where constructed completely within the exterior walls. Anchorage shall conform to the requirements in Section R1003.4.1.

R1003.11.3 Gas appliances. Flue lining systems for gas appliances shall be in accordance with ~~Chapter 24~~ *the California Mechanical Code*.

R1003.14 Flue area (appliance). Chimney flues shall not be smaller in area than that of the area of the connector from the appliance (see Tables R1003.14(1) and R1003.14(2)). The sizing of a chimney flue to which multiple appliance venting systems are connected shall be in accordance with ~~Section M1805.3~~ *the California Mechanical Code*.

SECTION R1004 FACTORY-BUILT FIREPLACES

R1004.1.1 Factory-built wood burning fireplaces. *Factory-built wood burning fireplaces shall be qualified at the U.S. EPA's Voluntary Fireplace Program Phase 2 emissions level and be in accordance with the California Green Building Standards Code, Chapter 4, Division 4.5.*

R1004.4 Unvented gas log heaters. An unvented gas log heater shall not be installed in a factory-built fireplace unless the fireplace system has been specifically tested, listed and labeled for such use in accordance with UL 127.

NOTE:

Authority cited: Health and Safety Code Sections 17040, 17050, 17920.9, 17921, 17921.3, 17921.6, 17921.10, 17922, 17922.6, 17922.12, 17927, 17928, 17959.6, 18300, 18552, 18554, 18620, 18630, 18640, 18670, 18690, 18691, 18865, 18871.3, 18871.4, 18873, 18873.1, 18873.2, 18873.3, 18873.4, 18873.5, 18938.3, 18944.11 and 19990; and Government Code Section 12955.1.

Reference: Health and Safety Code Sections 17000 through 17062.5, 17910 through 17995.5, 18200 through 18700, 18860 through 18874 and 19960 through 19997; and Government Code Sections 12955.1 and 12955.1.1.

14. HCD proposes to NOT adopt Part IV, Energy Conservation, which includes Chapter 11, from the 2015 International Residential Code.

Part IV—Energy Conservation

(Note: Part IV is not adopted. See California Energy Code, Title 24, Part 6.)

NOTE:

Authority cited: Health and Safety Code Sections 17040, 17050, 17920.9, 17921, 17921.3, 17921.6, 17921.10, 17922, 17922.6, 17922.12, 17927, 17928, 17959.6, 18300, 18552, 18554, 18620, 18630, 18640, 18670, 18690, 18691, 18865, 18871.3, 18871.4, 18873, 18873.1, 18873.2, 18873.3, 18873.4, 18873.5, 18938.3, 18944.11 and 19990; and Government Code Section 12955.1.

Reference: Health and Safety Code Sections 17000 through 17062.5, 17910 through 17995.5, 18200 through 18700, 18860 through 18874 and 19960 through 19997; and Government Code Sections 12955.1 and 12955.1.1.

15. HCD proposes to NOT adopt Part V, Mechanical, which includes Chapters 12 through 23, from the 2015 International Residential Code.

Part V—Mechanical

(Note: Part V is not adopted. See California Mechanical Code, Title 24, Part 4.)

NOTE:

Authority cited: Health and Safety Code Sections 17040, 17050, 17920.9, 17921, 17921.3, 17921.6, 17921.10, 17922, 17922.6, 17922.12, 17927, 17928, 17959.6, 18300, 18552, 18554, 18620, 18630, 18640, 18670, 18690, 18691, 18865, 18871.3, 18871.4, 18873, 18873.1, 18873.2, 18873.3, 18873.4, 18873.5, 18938.3, 18944.11 and 19990; and Government Code Section 12955.1.

Reference: Health and Safety Code Sections 17000 through 17062.5, 17910 through 17995.5, 18200 through 18700, 18860 through 18874 and 19960 through 19997; and Government Code Sections 12955.1 and 12955.1.1.

16. HCD proposes to NOT adopt Part VI, Fuel Gas, which includes Chapter 24, from the 2015 International Residential Code.

Part VI—Fuel Gas

(Note: Part VI is not adopted. See California Mechanical Code and California Plumbing Code, Title 24, Parts 4 and 5.)

NOTE:

Authority cited: Health and Safety Code Sections 17040, 17050, 17920.9, 17921, 17921.3, 17921.6, 17921.10, 17922, 17922.6, 17922.12, 17927, 17928, 17959.6, 18300, 18552, 18554, 18620, 18630, 18640, 18670, 18690, 18691, 18865, 18871.3, 18871.4, 18873, 18873.1, 18873.2, 18873.3, 18873.4, 18873.5, 18938.3, 18944.11 and 19990; and Government Code Section 12955.1.

Reference: Health and Safety Code Sections 17000 through 17062.5, 17910 through 17995.5, 18200 through 18700, 18860 through 18874 and 19960 through 19997; and Government Code Sections 12955.1 and 12955.1.1.

17. HCD proposes to NOT adopt Part VII, Plumbing, which includes Chapters 25 through 33, from the 2015 International Residential Code.

Part VII—Plumbing

(Note: Part VII is not adopted. See California Plumbing Code, Title 24, Part 5.)

NOTE:

Authority cited: Health and Safety Code Sections 17040, 17050, 17920.9, 17921, 17921.3, 17921.6, 17921.10, 17922, 17922.6, 17922.12, 17927, 17928, 17959.6, 18300, 18552, 18554, 18620, 18630, 18640, 18670, 18690, 18691, 18865, 18871.3, 18871.4, 18873, 18873.1, 18873.2, 18873.3, 18873.4, 18873.5, 18938.3, 18944.11 and 19990; and Government Code Section 12955.1.

Reference: Health and Safety Code Sections 17000 through 17062.5, 17910 through 17995.5, 18200 through 18700, 18860 through 18874 and 19960 through 19997; and Government Code Sections 12955.1 and 12955.1.1.

18. HCD proposes to NOT adopt Part VIII, Electrical, which includes Chapters 34 through 43, from the 2015 International Residential Code.

Part VIII—Electrical

(Note: Part VIII is not adopted. See California Electrical Code, Title 24, Part 3.)

NOTE:

Authority cited: Health and Safety Code Sections 17040, 17050, 17920.9, 17921, 17921.3, 17921.6, 17921.10, 17922, 17922.6, 17922.12, 17927, 17928, 17959.6, 18300, 18552, 18554, 18620, 18630, 18640, 18670, 18690, 18691, 18865, 18871.3, 18871.4, 18873, 18873.1, 18873.2, 18873.3, 18873.4, 18873.5, 18938.3, 18944.11 and 19990; and Government Code Section 12955.1.

Reference: Health and Safety Code Sections 17000 through 17062.5, 17910 through 17995.5, 18200 through 18700, 18860 through 18874 and 19960 through 19997; and Government Code Sections 12955.1 and 12955.1.1.

19. HCD proposes to adopt Part IX, Chapter 44, from the 2015 International Residential Code into the 2016 California Residential Code with amendments as follows:

Part IX—Referenced Standards

**CHAPTER 44
REFERENCED STANDARDS**

Notwithstanding California laws and regulations, these referenced standards shall be applicable only to those California Residential Code sections that are adopted.

Part IX—Referenced Standards

ICC International Code Council, Inc.
500 New Jersey Avenue, NW
6th Floor
Washington, DC 20001

Standard reference number	Title	Referenced in code section number
IBC—15 International Building Code®		R101.2, R110.2, R202, R301.1.1, R301.1.3, R301.2.2.1.1, R301.2.2.1.2, R301.2.2.4, R301.3, R308.5, R320.1, R320.1.1, R403.1.8, Table R602.10.3(3), Table R606.12.2.1, R609.2, R802.1.5.4, R905.10.3, N1107.4, G2402.3
...		

Standard reference number	Title	Referenced in code section number
IPC—15 International Plumbing Code®		Table R301.2(1), R903.4.1, G2402.3, P2601.1, Table P2902.3, P2902.5.5
....		

IPSDC—15 International Private Sewage Disposal Code®		R322.1.7
ISPSC—15 International Swimming Pool and Spa Code™		
. R326.1		

NOTE:

Authority cited: Health and Safety Code Sections 17040, 17050, 17920.9, 17921, 17921.3, 17921.6, 17921.10, 17922, 17922.6, 17922.12, 17927, 17928, 17959.6, 18300, 18552, 18554, 18620, 18630, 18640, 18670, 18690,

18691, 18865, 18871.3, 18871.4, 18873, 18873.1, 18873.2, 18873.3, 18873.4, 18873.5, 18938.3, 18944.11 and 19990; and Government Code Section 12955.1.

Reference: Health and Safety Code Sections 17000 through 17062.5, 17910 through 17995.5, 18200 through 18700, 18860 through 18874 and 19960 through 19997; and Government Code Sections 12955.1 and 12955.1.1.

20. HCD proposes to NOT adopt Appendix A from the 2015 International Residential Code.

APPENDIX A SIZING AND CAPACITIES OF GAS PIPING

(This appendix is informative and is not part of the code. This appendix is an excerpt from the 2015 *International Fuel Gas Code*, coordinated with the section numbering of the *International Residential Code*.)

The provisions contained in this appendix are not mandatory unless specifically referenced in the adopting ordinance.

NOTE:

Authority cited: Health and Safety Code Sections 17040, 17050, 17920.9, 17921, 17921.3, 17921.6, 17921.10, 17922, 17922.6, 17922.12, 17927, 17928, 17959.6, 18300, 18552, 18554, 18620, 18630, 18640, 18670, 18690, 18691, 18865, 18871.3, 18871.4, 18873, 18873.1, 18873.2, 18873.3, 18873.4, 18873.5, 18938.3, 18944.11 and 19990; and Government Code Section 12955.1.

Reference: Health and Safety Code Sections 17000 through 17062.5, 17910 through 17995.5, 18200 through 18700, 18860 through 18874 and 19960 through 19997; and Government Code Sections 12955.1 and 12955.1.1.

21. HCD proposes to NOT adopt Appendix B from the 2015 International Residential Code.

APPENDIX B SIZING OF VENTING SYSTEMS SERVING APPLIANCES EQUIPPED WITH DRAFT HOODS, CATEGORY I APPLIANCES, AND APPLIANCES LISTED FOR USE WITH TYPE B VENTS

(This appendix is informative and is not part of the code. This appendix is an excerpt from the 2015 *International Fuel Gas Code*, coordinated with the section numbering of the *International Residential Code*.)

The provisions contained in this appendix are not mandatory unless specifically referenced in the adopting ordinance.

NOTE:

Authority cited: Health and Safety Code Sections 17040, 17050, 17920.9, 17921, 17921.3, 17921.6, 17921.10, 17922, 17922.6, 17922.12, 17927, 17928, 17959.6, 18300, 18552, 18554, 18620, 18630, 18640, 18670, 18690, 18691, 18865, 18871.3, 18871.4, 18873, 18873.1, 18873.2, 18873.3, 18873.4, 18873.5, 18938.3, 18944.11 and 19990; and Government Code Section 12955.1.

Reference: Health and Safety Code Sections 17000 through 17062.5, 17910 through 17995.5, 18200 through 18700, 18860 through 18874 and 19960 through 19997; and Government Code Sections 12955.1 and 12955.1.1.

22. HCD proposes to NOT adopt Appendix C from the 2015 International Residential Code.

**APPENDIX C
EXIT TERMINALS OF MECHANICAL DRAFT AND DIRECT-VENT VENTING SYSTEMS**

(This appendix is informative and is not part of the code. This appendix is an excerpt from the 2015 *International Fuel Gas Code*, coordinated with the section numbering of the *International Residential Code*.)

The provisions contained in this appendix are not mandatory unless specifically referenced in the adopting ordinance.

NOTE:

Authority cited: Health and Safety Code Sections 17040, 17050, 17920.9, 17921, 17921.3, 17921.6, 17921.10, 17922, 17922.6, 17922.12, 17927, 17928, 17959.6, 18300, 18552, 18554, 18620, 18630, 18640, 18670, 18690, 18691, 18865, 18871.3, 18871.4, 18873, 18873.1, 18873.2, 18873.3, 18873.4, 18873.5, 18938.3, 18944.11 and 19990; and Government Code Section 12955.1.

Reference: Health and Safety Code Sections 17000 through 17062.5, 17910 through 17995.5, 18200 through 18700, 18860 through 18874 and 19960 through 19997; and Government Code Sections 12955.1 and 12955.1.1.

23. HCD proposes to NOT adopt Appendix D from the 2015 International Residential Code.

**APPENDIX D
RECOMMENDED PROCEDURE FOR SAFETY INSPECTION OF AN EXISTING APPLIANCE INSTALLATION**

(This appendix is informative and is not part of the code. This appendix is an excerpt from the 2015 *International Fuel Gas Code*, coordinated with the section numbering of the *International Residential Code*.)

The provisions contained in this appendix are not mandatory unless specifically referenced in the adopting ordinance.

NOTE:

Authority cited: Health and Safety Code Sections 17040, 17050, 17920.9, 17921, 17921.3, 17921.6, 17921.10, 17922, 17922.6, 17922.12, 17927, 17928, 17959.6, 18300, 18552, 18554, 18620, 18630, 18640, 18670, 18690, 18691, 18865, 18871.3, 18871.4, 18873, 18873.1, 18873.2, 18873.3, 18873.4, 18873.5, 18938.3, 18944.11 and 19990; and Government Code Section 12955.1.

Reference: Health and Safety Code Sections 17000 through 17062.5, 17910 through 17995.5, 18200 through 18700, 18860 through 18874 and 19960 through 19997; and Government Code Sections 12955.1 and 12955.1.1.

24. HCD proposes to NOT adopt Appendix E from the 2015 International Residential Code.

**APPENDIX E
MANUFACTURED HOUSING USED AS DWELLINGS**

(Note: This appendix is not adopted. See California Code of Regulations, Title 25, Chapters 2 and 3.)

NOTE:

Authority cited: Health and Safety Code Sections 17040, 17050, 17920.9, 17921, 17921.3, 17921.6, 17921.10, 17922, 17922.6, 17922.12, 17927, 17928, 17959.6, 18300, 18552, 18554, 18620, 18630, 18640, 18670, 18690, 18691, 18865, 18871.3, 18871.4, 18873, 18873.1, 18873.2, 18873.3, 18873.4, 18873.5, 18938.3, 18944.11 and 19990; and Government Code Section 12955.1.

Reference: Health and Safety Code Sections 17000 through 17062.5, 17910 through 17995.5, 18200 through 18700, 18860 through 18874 and 19960 through 19997; and Government Code Sections 12955.1 and 12955.1.1.

25. HCD proposes to NOT adopt Appendix F from the 2015 International Residential Code.

**APPENDIX F
PASSIVE RADON GAS CONTROLS**

(The provisions contained in this appendix are not mandatory unless specifically referenced in the adopting ordinance.)

NOTE:

Authority cited: Health and Safety Code Sections 17040, 17050, 17920.9, 17921, 17921.3, 17921.6, 17921.10, 17922, 17922.6, 17922.12, 17927, 17928, 17959.6, 18300, 18552, 18554, 18620, 18630, 18640, 18670, 18690, 18691, 18865, 18871.3, 18871.4, 18873, 18873.1, 18873.2, 18873.3, 18873.4, 18873.5, 18938.3, 18944.11 and 19990; and Government Code Section 12955.1.

Reference: Health and Safety Code Sections 17000 through 17062.5, 17910 through 17995.5, 18200 through 18700, 18860 through 18874 and 19960 through 19997; and Government Code Sections 12955.1 and 12955.1.1.

26. HCD proposes to NOT adopt Appendix G from the 2015 International Residential Code.

**APPENDIX G
PIPING STANDARDS FOR VARIOUS APPLICATIONS**

The provisions contained in this appendix are not mandatory unless specifically referenced in the adopting ordinance.

NOTE:

Authority cited: Health and Safety Code Sections 17040, 17050, 17920.9, 17921, 17921.3, 17921.6, 17921.10, 17922, 17922.6, 17922.12, 17927, 17928, 17959.6, 18300, 18552, 18554, 18620, 18630, 18640, 18670, 18690, 18691, 18865, 18871.3, 18871.4, 18873, 18873.1, 18873.2, 18873.3, 18873.4, 18873.5, 18938.3, 18944.11 and 19990; and Government Code Section 12955.1.

Reference: Health and Safety Code Sections 17000 through 17062.5, 17910 through 17995.5, 18200 through 18700, 18860 through 18874 and 19960 through 19997; and Government Code Sections 12955.1 and 12955.1.1.

27. HCD proposes to adopt Appendix H from the 2015 International Residential Code into the 2016 California Residential Code without amendment.

**APPENDIX H
PATIO COVERS**

(The provisions contained in this appendix are not mandatory unless specifically referenced in the adopting ordinance.)

NOTE:

Authority cited: Health and Safety Code Sections 17040, 17050, 17920.9, 17921, 17921.3, 17921.6, 17921.10, 17922, 17922.6, 17922.12, 17927, 17928, 17959.6, 18300, 18552, 18554, 18620, 18630, 18640, 18670, 18690,

18691, 18865, 18871.3, 18871.4, 18873, 18873.1, 18873.2, 18873.3, 18873.4, 18873.5, 18938.3, 18944.11 and 19990; and Government Code Section 12955.1.

Reference: Health and Safety Code Sections 17000 through 17062.5, 17910 through 17995.5, 18200 through 18700, 18860 through 18874 and 19960 through 19997; and Government Code Sections 12955.1 and 12955.1.1.

28. HCD proposes to NOT adopt Appendix I from the 2015 International Residential Code.

**APPENDIX I
PRIVATE SEWAGE DISPOSAL**

(The provisions contained in this appendix are not mandatory unless specifically referenced in the adopting ordinance.)

NOTE:

Authority cited: Health and Safety Code Sections 17040, 17050, 17920.9, 17921, 17921.3, 17921.6, 17921.10, 17922, 17922.6, 17922.12, 17927, 17928, 17959.6, 18300, 18552, 18554, 18620, 18630, 18640, 18670, 18690, 18691, 18865, 18871.3, 18871.4, 18873, 18873.1, 18873.2, 18873.3, 18873.4, 18873.5, 18938.3, 18944.11 and 19990; and Government Code Section 12955.1.

Reference: Health and Safety Code Sections 17000 through 17062.5, 17910 through 17995.5, 18200 through 18700, 18860 through 18874 and 19960 through 19997; and Government Code Sections 12955.1 and 12955.1.1.

29. HCD proposes to NOT adopt Appendix J from the 2015 International Residential Code.

**APPENDIX J
EXISTING BUILDINGS AND STRUCTURES**

(The provisions contained in this appendix are not mandatory unless specifically referenced in the adopting ordinance.)

NOTE:

Authority cited: Health and Safety Code Sections 17040, 17050, 17920.9, 17921, 17921.3, 17921.6, 17921.10, 17922, 17922.6, 17922.12, 17927, 17928, 17959.6, 18300, 18552, 18554, 18620, 18630, 18640, 18670, 18690, 18691, 18865, 18871.3, 18871.4, 18873, 18873.1, 18873.2, 18873.3, 18873.4, 18873.5, 18938.3, 18944.11 and 19990; and Government Code Section 12955.1.

Reference: Health and Safety Code Sections 17000 through 17062.5, 17910 through 17995.5, 18200 through 18700, 18860 through 18874 and 19960 through 19997; and Government Code Sections 12955.1 and 12955.1.1.

30. HCD proposes to NOT adopt Appendix K from the 2015 International Residential Code. *(See Informative Note Below)

Informative Note

HCD proposes to bring forward the note from the 2013 California Residential Code into the 2016 California Residential Code which references the California Building Code for requirements applicable to structures built to the California Residential Code.

**APPENDIX K
SOUND TRANSMISSION**

(Note: See Section 1207 "Sound Transmission" of the California Building Code, Title 24, Part 2, for requirements applicable to structures in this code.)

NOTE:

Authority cited: Health and Safety Code Sections 17040, 17050, 17920.9, 17921, 17921.3, 17921.6, 17921.10, 17922, 17922.6, 17922.12, 17927, 17928, 17959.6, 18300, 18552, 18554, 18620, 18630, 18640, 18670, 18690, 18691, 18865, 18871.3, 18871.4, 18873, 18873.1, 18873.2, 18873.3, 18873.4, 18873.5, 18938.3, 18944.11 and 19990; and Government Code Section 12955.1.

Reference: Health and Safety Code Sections 17000 through 17062.5, 17910 through 17995.5, 18200 through 18700, 18860 through 18874 and 19960 through 19997; and Government Code Sections 12955.1 and 12955.1.1.

31. HCD proposes to NOT adopt Appendix L from the 2015 International Residential Code.

**APPENDIX L
PERMIT FEES**

NOTE:

Authority cited: Health and Safety Code Sections 17040, 17050, 17920.9, 17921, 17921.3, 17921.6, 17921.10, 17922, 17922.6, 17922.12, 17927, 17928, 17959.6, 18300, 18552, 18554, 18620, 18630, 18640, 18670, 18690, 18691, 18865, 18871.3, 18871.4, 18873, 18873.1, 18873.2, 18873.3, 18873.4, 18873.5, 18938.3, 18944.11 and 19990; and Government Code Section 12955.1.

Reference: Health and Safety Code Sections 17000 through 17062.5, 17910 through 17995.5, 18200 through 18700, 18860 through 18874 and 19960 through 19997; and Government Code Sections 12955.1 and 12955.1.1.

32. HCD proposes to NOT adopt Appendix M from the 2015 International Residential Code.

**APPENDIX M
HOME DAY CARE— R-3 OCCUPANCY**

NOTE:

Authority cited: Health and Safety Code Sections 17040, 17050, 17920.9, 17921, 17921.3, 17921.6, 17921.10, 17922, 17922.6, 17922.12, 17927, 17928, 17959.6, 18300, 18552, 18554, 18620, 18630, 18640, 18670, 18690, 18691, 18865, 18871.3, 18871.4, 18873, 18873.1, 18873.2, 18873.3, 18873.4, 18873.5, 18938.3, 18944.11 and 19990; and Government Code Section 12955.1.

Reference: Health and Safety Code Sections 17000 through 17062.5, 17910 through 17995.5, 18200 through 18700, 18860 through 18874 and 19960 through 19997; and Government Code Sections 12955.1 and 12955.1.1.

33. HCD proposes to NOT adopt Appendix N from the 2015 International Residential Code.

**APPENDIX N
VENTING METHODS**

(This appendix is informative and is not part of the code. This appendix provides examples of various of venting methods.)

NOTE:

Authority cited: Health and Safety Code Sections 17040, 17050, 17920.9, 17921, 17921.3, 17921.6, 17921.10, 17922, 17922.6, 17922.12, 17927, 17928, 17959.6, 18300, 18552, 18554, 18620, 18630, 18640, 18670, 18690, 18691, 18865, 18871.3, 18871.4, 18873, 18873.1, 18873.2, 18873.3, 18873.4, 18873.5, 18938.3, 18944.11 and 19990; and Government Code Section 12955.1.

Reference: Health and Safety Code Sections 17000 through 17062.5, 17910 through 17995.5, 18200 through 18700, 18860 through 18874 and 19960 through 19997; and Government Code Sections 12955.1 and 12955.1.1.

34. HCD proposes to NOT adopt Appendix O from the 2015 International Residential Code.

**APPENDIX O
AUTOMATIC VEHICULAR GATES**

NOTE:

Authority cited: Health and Safety Code Sections 17040, 17050, 17920.9, 17921, 17921.3, 17921.6, 17921.10, 17922, 17922.6, 17922.12, 17927, 17928, 17959.6, 18300, 18552, 18554, 18620, 18630, 18640, 18670, 18690, 18691, 18865, 18871.3, 18871.4, 18873, 18873.1, 18873.2, 18873.3, 18873.4, 18873.5, 18938.3, 18944.11 and 19990; and Government Code Section 12955.1.

Reference: Health and Safety Code Sections 17000 through 17062.5, 17910 through 17995.5, 18200 through 18700, 18860 through 18874 and 19960 through 19997; and Government Code Sections 12955.1 and 12955.1.1.

35. HCD proposes to NOT adopt Appendix P from the 2015 International Residential Code.

**APPENDIX P
SIZING OF WATER PIPING SYSTEM**

NOTE:

Authority cited: Health and Safety Code Sections 17040, 17050, 17920.9, 17921, 17921.3, 17921.6, 17921.10, 17922, 17922.6, 17922.12, 17927, 17928, 17959.6, 18300, 18552, 18554, 18620, 18630, 18640, 18670, 18690, 18691, 18865, 18871.3, 18871.4, 18873, 18873.1, 18873.2, 18873.3, 18873.4, 18873.5, 18938.3, 18944.11 and 19990; and Government Code Section 12955.1.

Reference: Health and Safety Code Sections 17000 through 17062.5, 17910 through 17995.5, 18200 through 18700, 18860 through 18874 and 19960 through 19997; and Government Code Sections 12955.1 and 12955.1.1.

36. HCD proposes to NOT adopt Appendix Q from the 2015 International Residential Code.

**APPENDIX Q
RESERVED**

NOTE:

Authority cited: Health and Safety Code Sections 17040, 17050, 17920.9, 17921, 17921.3, 17921.6, 17921.10, 17922, 17922.6, 17922.12, 17927, 17928, 17959.6, 18300, 18552, 18554, 18620, 18630, 18640, 18670, 18690, 18691, 18865, 18871.3, 18871.4, 18873, 18873.1, 18873.2, 18873.3, 18873.4, 18873.5, 18938.3, 18944.11 and 19990; and Government Code Section 12955.1.

Reference: Health and Safety Code Sections 17000 through 17062.5, 17910 through 17995.5, 18200 through 18700, 18860 through 18874 and 19960 through 19997; and Government Code Sections 12955.1 and 12955.1.1.

37. HCD proposes to NOT adopt Appendix R from the 2015 International Residential Code.

**APPENDIX R
LIGHT STRAW-CLAY CONSTRUCTION**

NOTE:

Authority cited: Health and Safety Code Sections 17040, 17050, 17920.9, 17921, 17921.3, 17921.6, 17921.10, 17922, 17922.6, 17922.12, 17927, 17928, 17959.6, 18300, 18552, 18554, 18620, 18630, 18640, 18670, 18690, 18691, 18865, 18871.3, 18871.4, 18873, 18873.1, 18873.2, 18873.3, 18873.4, 18873.5, 18938.3, 18944.11 and 19990; and Government Code Section 12955.1.

Reference: Health and Safety Code Sections 17000 through 17062.5, 17910 through 17995.5, 18200 through 18700, 18860 through 18874 and 19960 through 19997; and Government Code Sections 12955.1 and 12955.1.1.

38. HCD proposes to adopt Appendix S from the 2015 International Residential Code into the 2016 California Residential Code with amendments as follows:

**APPENDIX S
STRAWBALE CONSTRUCTION**

**SECTION AS102
DEFINITIONS**

AS102.1 Definitions. The following words and terms shall, for the purposes of this appendix, have the meanings shown herein. Refer to Chapter 2 of the International California Residential Code for general definitions.

**SECTION AS104
FINISHES**

AS104.2 Purpose, and where required. Strawbale walls shall be finished so as to provide mechanical protection, fire resistance and protection from weather and to restrict the passage of air through the bales, in accordance with this appendix and this code. Vertical strawbale wall surfaces shall receive a coat of plaster not less than 3/8 inch (10 mm) thick, or greater where required elsewhere in this appendix, or shall fit tightly against a solid wall panel. The tops of strawbale walls shall receive a coat of plaster not less than 3/8 inch (10 mm) thick where straw would otherwise be exposed.

Exception: Truth windows shall be permitted where a fire-resistance rating is not required. Weather-exposed truth windows shall be fitted with a weather-tight cover. Interior truth windows in Climate Zones 5, 6, 7, 8 and Marine 4 14 and 16 shall be fitted with an air-tight cover.

**SECTION AS105
STRAWBALE WALLS—GENERAL**

AS105.6.2 Vapor retarders. Wall finishes shall have an equivalent vapor permeance rating of a Class III vapor retarder on the interior side of exterior strawbale walls in Climate Zones 5, 6, 7, 8 and Marine 4 14 and 16, as defined in Chapter 14 as referenced in the California Energy Code. Bales in walls enclosing showers or steam rooms shall be protected on the interior side by a Class I or Class II vapor retarder.

AS105.6.3 Penetrations in exterior strawbale walls. Penetrations in exterior strawbale walls shall be sealed with an approved sealant or gasket on the exterior side of the wall in all climate zones, and on the interior side of the wall in Climate Zones 5, 6, 7, 8 and Marine 4 14 and 16, as defined in Chapter 14 as referenced in the California Energy Code.

**SECTION AS106
STRAWBALE WALLS—STRUCTURAL**

AS106.2 Loads and other limitations. Live and dead loads and other limitations shall be in accordance with Section R301 of the International California Residential Code. Strawbale wall dead loads shall not exceed 60 psf (2872 N/m²) per face area of wall.

AS106.13 Braced panels. Plastered strawbale walls shall be permitted to be used as braced wall panels for one-story buildings in accordance with Section R602.10 of the International California Residential Code, and with Tables AS106.13(1), AS106.13(2) and AS106.13(3). Wind design criteria shall be in accordance with Section R301.2.1. Seismic design criteria shall be in accordance with Section R301.2.2.

**TABLE AS106.13(1)
PLASTERED STRAWBALE BRACED WALL PANEL TYPES
(No change to table)**

- a. Plasters shall conform with Sections AS104.4.3 through AS104.4.8, AS106.7, AS106.8 and AS106.12.
- b. Sill plates shall be Douglas fir-larch or southern pine and shall be preservative treated where required by the International California Residential Code.
- c. Anchor bolts shall be in accordance with Section AS106.13.3 at the spacing shown in this table.
- d. Installed in accordance with Section AS106.9.
- e. Staples shall be in accordance with Section AS106.9.2 at the spacing shown in this table.

**SECTION AS107
FIRE RESISTANCE**

AS107.1 Fire-resistance rating. Strawbale walls shall be considered to be nonrated, except for walls constructed in accordance with Section AS107.1.1 or AS107.1.2. Alternately, fire-resistance ratings of strawbale walls shall be determined in accordance with Section R302 of the International California Residential Code.

AS107.2 Openings in rated walls. Openings and penetrations in bale walls required to have a fire-resistance rating shall satisfy the same requirements for openings and penetrations as prescribed in the International California Residential Code.

Authority cited: Health and Safety Code Sections 17040, 17050, 17920.9, 17921, 17921.3, 17921.6, 17921.10, 17922, 17922.6, 17922.12, 17927, 17928, 17959.6, 18300, 18552, 18554, 18620, 18630, 18640, 18670, 18690, 18691, 18865, 18871.3, 18871.4, 18873, 18873.1, 18873.2, 18873.3, 18873.4, 18873.5, 18938.3, 18944.11 and 19990; and Government Code Section 12955.1.

Reference: Health and Safety Code Sections 17000 through 17062.5, 17910 through 17995.5, 18200 through 18700, 18860 through 18874 and 19960 through 19997; and Government Code Sections 12955.1 and 12955.1.1.

39. HCD proposes to NOT adopt Appendix T from the 2015 International Residential Code.

**APPENDIX T
RECOMMENDED PROCEDURE FOR WORST-CASE TESTING OF ATMOSPHERIC
VENTING SYSTEMS UNDER N1102.4 OR N1105 CONDITION $\leq 5ACH_{50}$**

NOTE: The provisions contained in this appendix are not mandatory unless specifically referenced in the adopting ordinance.

Authority cited: Health and Safety Code Sections 17040, 17050, 17920.9, 17921, 17921.3, 17921.6, 17921.10, 17922, 17922.6, 17922.12, 17927, 17928, 17959.6, 18300, 18552, 18554, 18620, 18630, 18640, 18670, 18690, 18691, 18865, 18871.3, 18871.4, 18873, 18873.1, 18873.2, 18873.3, 18873.4, 18873.5, 18938.3, 18944.11 and 19990; and Government Code Section 12955.1.

Reference: Health and Safety Code Sections 17000 through 17062.5, 17910 through 17995.5, 18200 through 18700, 18860 through 18874 and 19960 through 19997; and Government Code Sections 12955.1 and 12955.1.1.

40. HCD proposes to NOT adopt Appendix U from the 2015 International Residential Code.

**APPENDIX U
SOLAR-READY PROVISIONS-DETACHED ONE- AND TWO-FAMILY DWELLINGS,
MULTIPLE SINGLE-FAMILY DWELLINGS (TOWNHOUSES)**

NOTE: The provisions contained in this appendix are not mandatory unless specifically referenced in the adopting ordinance.

Authority cited: Health and Safety Code Sections 17040, 17050, 17920.9, 17921, 17921.3, 17921.6, 17921.10, 17922, 17922.6, 17922.12, 17927, 17928, 17959.6, 18300, 18552, 18554, 18620, 18630, 18640, 18670, 18690, 18691, 18865, 18871.3, 18871.4, 18873, 18873.1, 18873.2, 18873.3, 18873.4, 18873.5, 18938.3, 18944.11 and 19990; and Government Code Section 12955.1.

Reference: Health and Safety Code Sections 17000 through 17062.5, 17910 through 17995.5, 18200 through 18700, 18860 through 18874 and 19960 through 19997; and Government Code Sections 12955.1 and 12955.1.1.

**FINAL EXPRESS TERMS
FOR
PROPOSED BUILDING STANDARDS
OF THE
OFFICE OF THE STATE FIRE MARSHAL**

**REGARDING PROPOSED CHANGES TO
2016 CALIFORNIA RESIDENTIAL CODE
CALIFORNIA CODE OF REGULATIONS, TITLE 24, PART 2.5**

LEGEND FOR EXPRESS TERMS

1. Existing California amendments or code language being modified are in italics when they appear in the model code text: All such language appears in *italics*, modified language is underlined.
2. New California amendments: All such language appears underlined and in italics.
3. Repealed text: All such language appears in ~~strikeout~~.

The Office of the State Fire Marshal (SFM) proposes to adopt the 2015 edition of the International Residential Code (IBC) into the 2016 edition of the California Residential Code (CBC). SFM further proposes to:

- Repeal the adoption by reference of the 2012 International Residential Code and incorporate and adopt by reference in its place the 2015 International Residential Code for application and effectiveness in the 2016 California Residential Code.
 - Repeal certain amendments to the 2012 International Building Code and/or California Residential Standards not addressed by the model code that are no longer necessary.
 - Adopt new building standards or necessary amendments to the 2015 International Residential Code that address inadequacies of the 2015 International Residential Code as they pertain to California laws.
 - Bring forward previously existing California building standards or amendments, which represent no change in their effect from the 2013 California Residential Code.
 - Codify non-substantive editorial and formatting amendments from the format based upon the 2012 International Residential Code to the format of the 2015 International Residential Code.
-

NOTE OF EXPLANATION:

For the **2015 Triennial Code Adoption Cycle**, the Express Terms are displayed as follows:

****PART 1**** Includes the California Amendments SFM proposes to bring forward from the 2013 California Residential Code **with changes** as shown, and also identifies the model code standards from the 2015 International Residential Code SFM proposes for adoption into the 2016 California Residential Code.

****PART 2**** Displays the standards SFM proposes to bring forward from the 2013 California Residential Code **without change**, except for nonsubstantive editorial corrections, for adoption into the 2016 California Residential Code; the text is provided for context and the convenience of the code user.

SUMMARY OF REGULATORY ACTION

SFM PROPOSES TO:

****PART 1****

1. Bring forward existing California Amendments from the 2013 California Residential Code for adoption into the 2016 California Residential Code **with amendment**.
2. Adopt standards from the 2015 International Residential Code into the 2016 California Residential Code **without amendment**.
3. Adopt standards from the 2015 International Residential Code into the 2016 California Residential Code **with amendment**.
4. Repeal 2013 California Amendments, which are **not** brought forward into the 2016 Residential Code.

****PART 2****

1. Bring forward existing California Amendments from the 2013 California Residential Code for adoption into the 2016 California Residential Code **without amendment**, except for editorial corrections.
-

****PART 1****

[1. The SFM is proposing to maintain the adoption of those existing California provisions contained Sections 1.1 Through 1.1.12 and Sections 1.11 through 1.11.10 with modification.]

(See item 13 for existing SFM amendments and California regulations that are brought forward without modification.)

Part I — Administrative

CHAPTER 1

SCOPE AND APPLICATION DIVISION I CALIFORNIA ADMINISTRATION

1.1.1 Title. *These regulations shall be known as the California Residential Code, may be cited as such and will be referred to herein as "this code." The California Residential Code is Part 2.5 of ~~twelvethirteen~~ parts of the official compilation and publication of the adoption, amendment and repeal of building regulations to the California Code of Regulations, Title 24, also referred to as the California Building Standards Code. This part incorporates by adoption the ~~2012~~2015 International Residential Code of the International Code Council with necessary California amendments.*

Notation:

Authority: Health and Safety Code Sections 1250, 1569.72, 1569.78, 1568.02, 1502, 1597.44, 1597.45, 1597.46, 1597.54, 1597.65, 13108, 13108.5, 13114, 13143, 13143.2, 13143.6, 13146, 17921, 18949.2, Government Code Section 51189

References: Health and Safety Code Sections 13143, 18949.2, Government Code Sections 51176, 51177, 51178, 51179, Public Resources Code Sections 4201 through 4204

[2. The SFM proposes to only adopt Sections R104.2 – R104.4, R104.9 – R104.9.1, R105.1, R105.2.1 - R105.2.2, R105.3 - R105.3.1, R105.4, R105.6, R105.7, R106 – R106.5, R107 – R107.4, R109.1, R109.1.4 - R109.1.6, R109.2 - R109.4, R110 – R110.5, R111 – R111.3, R113 – R113.2 and R114 – R114.3 contained in Chapter 1.]

(IRC Chapter 1 Administrative provisions - Sections R101 through R114 relocated to Division II of Chapter 1.)

(See item 13 for existing SFM amendments and California regulations that are brought forward without modification.)

CHAPTER 1 DIVISION II

Division II is not adopted by the Department of Housing and Community Development or the State Fire Marshal except where specifically indicated.

Notation:

Authority: Health and Safety Code Sections 13108, 13143, 17921, 18949.2
References: Health and Safety Code Sections 13143, 18949.2

[3. The SFM proposes to only adopt Sections R201 – R201.4 and specific definitions shown below contained in Chapter 2.]

(See item 13 for existing SFM amendments and California regulations that are brought forward without modification.)

**CHAPTER 2
DEFINITIONS**

~~**CONGREGATE LIVING HEALTH FACILITY (CLHF)**, A residential home with a capacity of no more than six beds, which provides inpatient care, including the following basic services: medical supervision, 24-hour skilled nursing and supportive care, pharmacy, dietary, social recreational, and at least provides services for persons who are diagnosed with a terminal illness or who are catastrophically and severely disabled.~~

Congregate living health facility (CLHF), means a residential home with a capacity, except as provided in paragraph (3), of no more than 12 beds, that provides inpatient care, including the following basic services: medical supervision, 24-hour skilled nursing and supportive care, pharmacy, dietary, social, recreational, and at least one type of service specified in paragraph (1). The primary need of congregate living health facility residents shall be for availability of skilled nursing care on a recurring, intermittent, extended, or continuous basis. This care is generally less intense than that provided in general acute care hospitals but more intense than that provided in skilled nursing facilities.

(1) Congregate living health facilities shall provide one of the following services:

(A) Services for persons who are mentally alert, persons with physical disabilities, who may be ventilator dependent.

(B) Services for persons who have a diagnosis of terminal illness, a diagnosis of a life-threatening illness, or both. Terminal illness means the individual has a life expectancy of six months or less as stated in writing by his or her attending physician and surgeon. A "life-threatening illness" means the individual has an illness that can lead to a possibility of a termination of life within five years or less as stated in writing by his or her attending physician and surgeon.

(C) Services for persons who are catastrophically and severely disabled. A person who is catastrophically and severely disabled means a person whose origin of disability was acquired through trauma or nondegenerative neurologic illness, for whom it has been determined that active rehabilitation would be beneficial and to whom these services are being provided. Services offered by a congregate living health facility to a person who is catastrophically disabled shall include, but not be limited to, speech, physical, and occupational therapy.

(2) A congregate living health facility license shall specify which of the types of persons described in paragraph (1) to whom a facility is licensed to provide services.

(3)(A) A facility operated by a city and county for the purposes of delivering services under this section may have a capacity of 59 beds.

(B) A congregate living health facility not operated by a city and county servicing persons who are terminally ill, persons who have been diagnosed with a life-threatening illness, or both, that is located in a county with a population of 500,000 or more persons, or located in a county of the 16th class pursuant to Section 28020 of the Government Code, may have not more than 25 beds for the purpose of serving persons who are terminally ill.

(C) A congregate living health facility not operated by a city and county serving persons who are catastrophically and severely disabled, as defined in subparagraph (C) of paragraph (1) that is located in a county of 500,000 or more persons may have not more than 12 beds for the purpose of serving persons who are catastrophically and severely disabled.

(5) A congregate living health facility shall have a noninstitutional, homelike environment.

~~**MENTALLY RETARDED PERSONS, PROFOUNDLY OR SEVERELY**, shall mean any retarded person who is unable to evacuate a building unassisted during emergency conditions.~~

Note: The determination as to such incapacity shall be made by the Director of the State Department of Public Health or his or her designated representative pursuant to Health and Safety Code Section 13131.3.

PERSONS WITH INTELLECTUAL DISABILITIES, PROFOUNDLY OR SEVERELY. *Shall mean any persons with intellectual disabilities who is unable to evacuate a building unassisted during emergency conditions.*

Note: The determination as to such incapacity shall be made by the Director of the State Department of Public Health or his or her designated representative pursuant to Health and Safety Code Section 13131.3.

Notation:

Authority: Health and Safety Code Sections 1250, 1569.72, 1569.78, 1568.02, 1502, 1597.44, 1597.45, 1597.46, 1597.54, 1597.65, 13108, 13108.5, 13114, 13143, 13143.2, 13143.6, 13146, 17921, 18949.2, Government Code Section 51189

References: Health and Safety Code Sections 13143, 18949.2, Government Code Sections 51176, 51177, 51178, 51179, Public Resources Code Sections 4201 through 4204

[4. The SFM proposes to only adopt Sections R302.1 – R302.14, R303.7 – R308.1, R308.3 – R308.4, R309.5, R309.6, R310 – R310.4, R311 – R311.8.3.3, R312 – R312.2.2, R313 – R313.3.8.2, R314 – R314.7.4, R316, R319, R321, R335 – R335.9, R336 – R336.8, R337 – R337.10.2, and R338 – R338.4 contained in Chapter 3.]
(See item 13 for existing SFM amendments and California regulations that are brought forward without modification.)

CHAPTER 3 BUILDING PLANNING

R314.3.1 Installation near cooking appliances. Smoke alarms shall not be installed in the following locations unless this would prevent placement of a smoke alarm in a location required by Section R314.3.

- ~~1. Ionization smoke alarms shall not be installed less than 20 feet (6096 mm) horizontally from a permanently installed cooking appliance.~~
- ~~2. Ionization smoke alarms with an alarm silencing switch shall not be installed less than 10 feet (3048 mm) horizontally from a permanently installed cooking appliance.~~
- ~~3. Photoelectric smoke alarms shall not be installed less than 6 feet (1828 mm) horizontally from a permanently installed cooking appliance.~~

See Section R314.3.3 for specific location requirements.

R314.5 Combination alarms. Combination smoke and carbon monoxide alarms shall be permitted to be used in lieu of smoke alarms. Systems and components shall be California State Fire Marshal listed and approved in accordance with California Code of Regulations, Title 19, Division 1 for the purpose for which they are installed.

R314.7.1 General. Fire alarm systems shall comply with the provisions of this code and the household fire warning equipment provisions of NFPA 72. Smoke detectors shall be listed in accordance with UL 268. Systems and components shall be California State Fire Marshal listed and approved in accordance with California Code of Regulations, Title 19, Division 1 for the purpose for which they are installed.

R324.7.2.6 Locations of DC conductors. Conduit, wiring systems, and raceways for photovoltaic circuits shall be located as close as possible to the ridge or hip or valley and from the hip or valley as directly as possible to an outside wall to reduce trip hazards and maximize ventilation opportunities. Conduit runs between sub arrays and to DC combiner boxes shall be installed in a manner that minimizes the total amount of conduit on the roof by taking the shortest path from the array to the DC combiner box. The DC combiner boxes shall be located such that conduit runs are minimized in the pathways between arrays. DC wiring shall be installed in metallic conduit or raceways when located within enclosed spaces in a building. Conduit shall run along the bottom of load bearing members.

SECTION R331
SOLAR PHOTOVOLTAIC PANELS/MODULES

~~R331.1 Solar photovoltaic power systems. Solar photovoltaic power systems shall be installed in accordance with Sections R331.2 through R331.4 and the California Electrical Code.~~

~~R331.2 Access and pathways. Roof access, pathways and spacing requirements shall be provided in accordance with Sections R331.2.1 through R331.2.2.4.~~

Exceptions:

- ~~1. Detached, nonhabitable Group U structures including, but not limited to, parking shade structures, carports, solar trellises and similar structures.~~
- ~~2. Roof access, pathways, and spacing requirements need not be provided where the fire code official has determined rooftop operations will not be employed.~~

~~R331.2.1 Roof access points. Roof access points shall be located in areas that do not require the placement of ground ladders over openings such as windows or doors, and located at strong points of building construction in locations where the access point does not conflict with overhead obstructions such as tree limbs, wires or signs.~~

~~R331.2.2 Residential systems for one and two family dwellings. Access to residential systems for one and two family dwellings shall be provided in accordance with Sections R331.2.1 through R331.2.2.4.~~

~~R331.2.2.1 Size of solar photovoltaic array. Each photovoltaic array shall be limited to 150 feet (45 720 mm) by 150 feet (45 720 mm). Multiple arrays shall be separated by a 3-foot wide (914 mm) clear access pathway.~~

~~R331.2.2.2 Hip roof layouts. Panels and modules installed on residential Group R-3 buildings with hip roof layouts shall be located in a manner that provides a 3-foot wide (914 mm) clear access pathway from the eave to the ridge on each roof slope where panels and modules are located. The access pathway shall be located at a structurally sound location on the building capable of supporting the live load of fire fighters accessing the roof.~~

~~Exception: These requirements shall not apply to roofs with slopes of two units vertical in 12 units horizontal (2:12) or less.~~

~~R331.2.2.3 Single ridge roofs. Panels and modules installed on residential buildings with a single ridge shall be located in a manner that provides two, 3-foot wide (914 mm) access pathways from the eave to the ridge on each roof slope where panels and modules are located.~~

~~Exception: This requirement shall not apply to roofs with slopes of two units vertical in 12 units horizontal (2:12) or less.~~

~~R331.2.2.4 Roofs with hips and valleys. Panels and modules installed on residential buildings with roof hips and valleys shall be located no closer than 18 inches (457 mm) to a hip or a valley where Panels and modules are to be placed on both sides of a hip or valley. Where panels are to be located on only one side of a hip or valley that is of equal length, the panels shall be permitted to be placed directly adjacent to the hip or valley.~~

~~Exception: These requirements shall not apply to roofs with slopes of two units vertical in 12 units horizontal (2:12) or less.~~

~~R331.2.2.5 Allowance for smoke ventilation operation. Panels and modules installed on Group R-3 buildings shall be located no less than 3 feet (914 mm) from the ridge in order to allow for fire department smoke ventilation operations.~~

~~Exception: Panels and modules shall be permitted to be located up to the roof ridge where an alternative ventilation method approved by the fire chief has been provided or where the fire chief has determined vertical ventilation techniques will not be employed.~~

~~R325.5.1 R335.5.1 Automatic sprinkler systems in Group R-3.1 occupancies. An automatic sprinkler system shall be installed where required in Section R313.~~

Exceptions:

1. Existing Group R-3 occupancies converted to Group R-3.1 occupancies not housing bedridden clients, not housing nonambulatory clients above the first floor, and not housing clients above the second floor.
2. Existing Group R-3 occupancies converted to Group R-3.1 occupancies housing only one bedridden client and complying with Section ~~R325.6.3-3~~R335.6.3.3.
3. Pursuant to Health and Safety Code Section 13113 existing occupancies housing ambulatory children only, none of whom are mentally ill ~~or mentally retarded~~ children or children with intellectual disabilities, and the buildings or portions thereof in which such children are housed are not more than two stories in height, and buildings or portions thereof housing such children have an automatic fire alarm system activated by approved smoke detectors.
4. Pursuant to Health and Safety Code Section 13143.6 existing occupancies licensed for protective social care which house ambulatory clients only, none of whom is a child (under the age of 18 years), or who is elderly (65 years of age or over).

~~R325.6.6~~R335.6.6 Floor separation. Group R-3.1 occupancies with non-ambulatory clients housed above the first floor shall be provided with a non-fire resistance constructed floor separation at stairs which will prevent smoke migration between floors. Such floor separation shall have equivalent construction of 0.5 inch (12.7 mm) gypsum wallboard on one side of wall framing.

Exceptions:

1. Occupancies with at least one exterior exit from floors occupied by clients.
2. Occupancies provided with automatic fire sprinkler systems complying with chapter 9.

~~R327.6.2~~R337.6.2 Requirements. Ventilation openings for enclosed attics, enclosed eave soffit spaces, enclosed rafter spaces formed where ceilings are applied directly to the underside of roof rafters, and underfloor ventilation openings shall be fully covered with metal wire mesh, vents, other materials, or other devices that meet one of the following requirements:

1. Listed vents complying with ASTM E2886 with the following test results:

1.1 The Ember Intrusion Test shall have no flaming ignition of the cotton material.

1.2 There shall be no flaming ignition during the Integrity Test portion of the Flame Intrusion Test. The maximum temperature of the unexposed side of the vent shall not exceed 662°F (350°C).

2. Vents complying with all of the following:

2.1. The dimensions of the openings therein shall be a minimum of 1/16th inch (1.6 mm) and shall not exceed 1/8th inch (3.2 mm).

2.2. The materials used shall be noncombustible.

Exception: Vents located under the roof covering, along the ridge of roofs, with the exposed surface of the vent covered by noncombustible wire mesh, may be of combustible materials.

2.3. The materials used shall be corrosion resistant.

~~R327.6.3~~R337.6.3 Ventilation openings on the Underside of Eaves and Cornices: Vents shall not be installed on the underside of eaves and cornices.

Exceptions:

1. Listed vents complying with ASTM E2886 with the following test results:

1.1 The Ember Intrusion Test shall have no flaming ignition of the cotton material.

1.2 There shall be no flaming ignition during the Integrity Test portion of the Flame Intrusion Test. The maximum temperature of the unexposed side of the vent shall not exceed 662°F (350°C).

4.2. The enforcing agency may accept or approve special eave and cornice vents that resist the intrusion of flame and burning embers.

2.3. Vents complying with the requirements of Section ~~R327.6.2~~R337.6.2 may be installed on the underside of eaves and cornices in accordance with either one of the following conditions:

2-1-3.1 The attic space being ventilated is fully protected by an automatic sprinkler system installed in accordance with Section 903.3.1.1 of the California Building Code or,

2-2-3.2 The exterior wall covering and exposed underside of the eave are of noncombustible material, or ignition-resistant materials as determined in accordance with SFM Standard 12-7A-5 Ignition-Resistant Material and the vent is located more than 12 feet from the ground or walking surface of a deck, porch, patio, or similar surface.

R327.7.5R337.7.5 Enclosed roof eaves and roof eave soffits. The exposed underside of enclosed roof eaves having either a boxed-in roof eave soffit with a horizontal underside, or sloping rafter tails with an exterior covering applied to the underside of the rafter tails, shall be protected by one of the following:

1. Non-combustible material.
2. Ignition-resistant material.
3. One layer of 5/8-inch Type X gypsum sheathing applied behind an exterior covering on the underside of the rafter tails or soffit.
4. The exterior portion of a 1-hour fire resistive exterior wall assembly applied to the underside of the rafter tails or soffit including assemblies using the gypsum panel and sheathing products listed in the Gypsum Association Fire Resistance Design Manual.
5. Boxed-in roof eave soffit assemblies with a horizontal underside that meet the performance criteria in accordance with the test procedures set forth in either of the following:
5.1 SFM Standard 12-7A-3; or
5.2 ASTM E2957

Exceptions: The following materials do not require protection:

1. Gable end overhangs and roof assembly projections beyond an exterior wall other than at the lower end of the rafter tails.
2. Fascia and other architectural trim boards.

R327.7.6R337.7.6 Exterior porch ceilings. The exposed underside of exterior porch ceilings shall be protected by one of the following:

1. Non-combustible material.
2. Ignition-resistant material.
3. One layer of 5/8-inch Type X gypsum sheathing applied behind the exterior covering on the underside of the ceiling.
4. The exterior portion of a 1-hour fire resistive exterior wall assembly applied to the underside of the ceiling assembly including assemblies using the gypsum panel and sheathing products listed in the Gypsum Association Fire Resistance Design Manual.
5. Porch ceiling assemblies with a horizontal underside that meet the performance criteria in accordance with the test procedures set forth in either of the following:
5.1 SFM Standard 12-7A-3; or
5.2 ASTM E2957

Exception: Architectural trim boards.

R327.7.7R337.7.7 Floor Projections. The exposed underside of a cantilevered floor projection where a floor assembly extends over an exterior wall shall be protected by one of the following:

1. Non-combustible material.
2. Ignition-resistant material.
3. One layer of 5/8-inch Type X gypsum sheathing applied behind an exterior covering on the underside of the floor projection.
4. The exterior portion of a 1-hour fire resistive exterior wall assembly applied to the underside of the floor projection including assemblies using the gypsum panel and sheathing products listed in the Gypsum Association Fire Resistance Design Manual.
5. The underside of a floor projection assembly that meet the performance criteria in accordance with the test procedures set forth in either of the following:
5.1 SFM Standard 12-7A-3; or
5.2 ASTM E2957

Exception: Architectural trim boards.

R327.7.8R337.7.8 Underfloor Protection. *The underfloor area of elevated or overhanging buildings shall be enclosed to grade in accordance with the requirements of this chapter or the underside of the exposed underfloor shall consist of one of the following:*

1. *Non-combustible material.*
2. *Ignition-resistant material.*
3. *One layer of 5/8-inch Type X gypsum sheathing applied behind an exterior covering on the underside of the floor projection.*
4. *The exterior portion of a 1-hour fire resistive exterior wall assembly applied to the underside of the floor including assemblies using the gypsum panel and sheathing products listed in the Gypsum Association Fire Resistance Design Manual.*
5. *The underside of a floor assembly that meets the performance criteria in accordance with the test procedures set forth in either of the following:*
 - 5.1 SFM Standard 12-7A-3; or*
 - 5.2 ASTM E2957*

Exception: Heavy timber structural columns and beams do not require protection.

R327.7.9R337.7.9 Underside of Appendages. *When required by the enforcing agency the underside of overhanging appendages shall be enclosed to grade in accordance with the requirements of this chapter or the underside of the exposed underfloor shall consist of one of the following:*

1. *Non-combustible material.*
2. *Ignition-resistant material.*
3. *One layer of 5/8-inch Type X gypsum sheathing applied behind an exterior covering on the underside of the floor projection.*
4. *The exterior portion of a 1-hour fire resistive exterior wall assembly applied to the underside of the floor including assemblies using the gypsum panel and sheathing products listed in the Gypsum Association Fire Resistance Design Manual.*
5. *The underside of a floor assembly that meets the performance criteria in accordance with the test procedures set forth in either of the following:*
 - 5.1 SFM Standard 12-7A-3; or*
 - 5.2 ASTM E2957*

Exception: Heavy timber structural columns and beams do not require protection

Notation:

Authority: Health and Safety Code Sections 1250, 1569.72, 1569.78, 1568.02, 1502, 1597.44, 1597.45, 1597.46, 1597.54, 1597.65, 13108, 13108.5, 13114, 13143, 13143.2, 13143.6, 13146, 17921, 18949.2, Government Code Section 51189

References: Health and Safety Code Sections 13143, 18949.2, Government Code Sections 51176, 51177, 51178, 51179, Public Resources Code Sections 4201 through 4204

[5. The SFM proposes to not adopt Chapter 4 though Chapter 7.]

CHAPTER 4 FOUNDATIONS

CHAPTER 5 FLOORS

CHAPTER 6 WALL CONSTRUCTION

**CHAPTER 7
WALL COVERING**

Notation:

Authority: Health and Safety Code Sections 13108, 13143, 17921, 18949.2

References: Health and Safety Code Sections 13143, 18949.2

[6. The SFM proposes to only adopt Sections R802.1.5 – R802.1.5.10 contained in Chapter 8.]

(See item 13 for existing SFM amendments and California regulations that are brought forward without modification.)

**CHAPTER 8
ROOF-CEILING CONSTRUCTION**

Notation:

Authority: Health and Safety Code Sections 13108, 13108.5, 13132.7, 13143, 13143.2, 13143.6, 13146, 17921, 18949.2, Government Code Section 51189

References: Health and Safety Code Sections 13143, 18949.2, Government Code Sections 51176, 51177, 51178, 51179, Public Resources Code Sections 4201 through 4204

[7. The SFM proposes to only adopt Sections R901.1, R902.1 – R902.4, R904.1 – R904.4, and R918 contained in Chapter 9 with the following amendments and building standards.]

(See item 13 for existing SFM amendments and California regulations that are brought forward without modification.)

**CHAPTER 9
ROOF ASSEMBLIES**

Notation:

Authority: Health and Safety Code Sections 13108, 13108.5, 13132.7, 13143, 13143.2, 13143.6, 13146, 17921, 18949.2, Government Code Section 51189

References: Health and Safety Code Sections 13143, 18949.2, Government Code Sections 51176, 51177, 51178, 51179, Public Resources Code Sections 4201 through 4204

[8. The SFM proposes to only adopt Section R1003.9.1 contained in Chapter 10.]

(See item 13 for existing SFM amendments and California regulations that are brought forward without modification.)

**CHAPTER 10
CHIMNEYS AND FIREPLACES**

Notation:

Authority: Health and Safety Code Sections 13108, 13108.5, 13132.7, 13143, 13143.2, 13143.6, 13146, 17921, 18949.2, Government Code Section 51189

References: Health and Safety Code Sections 13143, 18949.2, Government Code Sections 51176, 51177, 51178, 51179, Public Resources Code Sections 4201 through 4204

[9. The SFM proposes to not adopt Chapters 11 through 43.]

Part IV—Energy Conservation

**CHAPTER 11
ENERGY EFFICIENCY**

Part V—Mechanical

**CHAPTER 12
MECHANICAL ADMINISTRATION**

**CHAPTER 13
GENERAL MECHANICAL SYSTEM REQUIREMENTS**

**CHAPTER 14
HEATING AND COOLING EQUIPMENT**

**CHAPTER 15
EXHAUST SYSTEMS**

**CHAPTER 16
DUCT SYSTEMS**

**CHAPTER 17
COMBUSTION AIR**

**CHAPTER 18
CHIMNEYS AND VENTS**

**CHAPTER 19
SPECIAL FUEL-BURNING EQUIPMENT**

**CHAPTER 20
BOILERS AND WATER HEATERS**

**CHAPTER 21
HYDRONIC PIPING**

**CHAPTER 22
SPECIAL PIPING AND STORAGE SYSTEMS**

**CHAPTER 23
SOLAR SYSTEMS**

Part VI—Fuel Gas

CHAPTER 24 FUEL GAS

Part VII—Plumbing

**CHAPTER 25
PLUMBING ADMINISTRATION**

**CHAPTER 26
GENERAL PLUMBING REQUIREMENTS**

CHAPTER 27

PLUMBING FIXTURES

**CHAPTER 28
WATER HEATERS**

**CHAPTER 29
WATER SUPPLY AND DISTRIBUTION**

The provisions of Section P2902.5.4, P2902.5.4.1 and P2904 relocated to Section R313.3.

**CHAPTER 30
SANITARY DRAINAGE**

**CHAPTER 31
VENTS**

**CHAPTER 32
TRAPS**

**CHAPTER 33
STORM DRAINAGE**

Part VIII—Electrical

**CHAPTER 34
GENERAL REQUIREMENTS**

**CHAPTER 35
ELECTRICAL DEFINITIONS**

**CHAPTER 36
SERVICES**

**CHAPTER 37
BRANCH CIRCUIT AND FEEDER REQUIREMENTS**

**CHAPTER 38
WIRING METHODS**

**CHAPTER 39
POWER AND LIGHTING DISTRIBUTION**

**CHAPTER 40
DEVICES AND LUMINAIRES**

**CHAPTER 41
APPLIANCE INSTALLATION**

**CHAPTER 42
SWIMMING POOLS**

**CHAPTER 43
CLASS 2 REMOTE-CONTROL, SIGNALING AND POWER-LIMITED CIRCUITS**

Notation:

Authority: Health and Safety Code Sections 13108, 13143, 17921, 18949.2

References: Health and Safety Code Sections 13143, 18949.2

[10. The SFM proposes to adopt Chapter 44.]

(See item 13 for existing SFM amendments and California regulations that are brought forward without modification.)

Part IX—Referenced Standards

**CHAPTER 44
REFERENCED STANDARDS**

ASTM ASTM International
100 Barr Harbor Drive
West Conshohocken, PA 19428-2959

Standard reference number	Title	Referenced in code section number
---------------------------	-------	-----------------------------------

<u>E2886-14</u>	<u>Standard Test Method for Evaluating the Ability of Exterior Vents to Resist the Entry of Embers and Direct Flame Impingent</u>	<u>R337.6.2, R337.6.3</u>
-----------------	---	---------------------------

***ASTM E2886, Amended Sections as follows:**

Revise Sections 10.1.8.3, 10.1.8.4, and 10.1.8.5 as follows:

10.1.8.3 ~~When requested, r~~Report the temperatures of the unexposed temperatures on the unexposed side of the vent during the entire optional Insulation Test of the Flame Intrusion.

10.1.8.4 ~~When requested, t~~The maximum temperature reached during the test by any one of the unexposed surface thermocouples during the entire optional Insulation Test of the Flame Intrusion Test.

10.1.8.5 ~~When requested, t~~The maximum average temperature reached during the test by all of the unexposed surface thermocouples during the entire optional Insulation Test of the Flame Intrusion Test.

<u>E2957-15</u>	<u>Standard Test Method for Flammability and Resistance to Wildfire Penetrations of Eaves, Soffits and Other Projections</u>	<u>R337.7.6, R337.7.7, R337.7.8, R337.7.9</u>
-----------------	--	---

***ASTM E2957, Amended Sections as follows:**

Add new Section 12.5 as follows:

12.5 Conditions of Acceptance: *Should one of the three replicates fail to meet the Conditions of Acceptance, three additional tests may be run. All of the additional tests must meet the Conditions of Acceptance.*

1. Absence of flame penetration of the eaves or horizontal projection assembly at any time.
2. Absence of structural failure of the eaves or horizontal projection subassembly at any time.
3. Absence of sustained combustion of any kind at the conclusion of the 40-minute test.

NFPA	
13—1316	Installation of Sprinkler Systems
13D—1316	Installation of Sprinkler Systems in One- and Two-family Dwellings and Manufactured Homes
13R—1316	Installation of Sprinkler Systems in Residential Occupancies up to and Including Four Stories in Height
72—1316	National Fire and Signaling and Signaling Alarm Code
211—13 43	Chimneys, Fireplaces, Vents and Solid Fuel-burning Appliances
259—13 43	Test Method for Potential Heat of Building Materials

- 275—13 ~~43~~ Standard Method of Fire Tests for the Evaluation of Thermal Barriers Used Over Foam Plastic Insulation
720—15 ~~42~~ Standard for the Installation of Carbon Monoxide (CO) Detection and Warning Equipment

Notation:

Authority: Health and Safety Code Sections 1250, 1569.72, 1569.78, 1568.02, 1502, 1597.44, 1597.45, 1597.46, 1597.54, 1597.65, 13108, 13108.5, 13113.5, 13113.7, 13113.8, 13114, 13143, 13143.2, 13143.6, 13146, 17921, 18949.2, Government Code Section 51189

References: Health and Safety Code Sections 13143, 18949.2, Government Code Sections 51176, 51177, 51178, 51179, Public Resources Code Sections 4201 through 4204

[11. The SFM proposes to not adopt Appendices A through L.]

**APPENDIX A
SIZING AND CAPACITIES OF GAS PIPING**

**APPENDIX B
SIZING OF VENTING SYSTEMS SERVING APPLIANCES EQUIPPED WITH DRAFT HOODS, CATEGORY I
APPLIANCES, AND APPLIANCES LISTED FOR USE WITH TYPE B VENTS**

**APPENDIX C
EXIT TERMINALS OF MECHANICAL DRAFT AND DIRECT VENT VENTING SYSTEMS**

**APPENDIX D
RECOMMENDED PROCEDURE FOR SAFETY INSPECTION OF AN EXISTING APPLIANCE INSTALLATION**

**APPENDIX E
MANUFACTURED HOUSING USED AS DWELLINGS**

**APPENDIX F
PASSIVE RADON GAS CONTROL**

**APPENDIX G
SWIMMING POOLS, SPAS AND HOT TUBS**

**APPENDIX H
PATIO COVERS**

**APPENDIX I
PRIVATE SEWAGE DISPOSAL**

**APPENDIX J
EXISTING BUILDINGS AND STRUCTURES**

**APPENDIX K
SOUND TRANSMISSION**

**APPENDIX L
PERMIT FEES**

Notation:

Authority: Health and Safety Code Sections 13108, 13143, 17921, 18949.2

References: Health and Safety Code Sections 13143, 18949.2

[12. The SFM proposes to not adopt Appendices M and remove the following text.]

APPENDIX M

This Appendix is not applicable in California See Health and Safety Code Sections 1597.45, 1597.46, 1597.54 and 13143 regarding small family day care homes and large family day care homes. Provisions for day care facilities shall be in accordance with Section 1.1.3.1 for classification, R326 for large family day care, R325 for Group R-3.1 or the California Building Code.

Notation:

Authority: Health and Safety Code Sections 13108, 13143, 17921, 18949.2

References: Health and Safety Code Sections 13143, 18949.2

****PART 2****

[13. The SFM proposes to bring forward previously existing California building standards or amendments, which represent no change in their effect from the 2013 California Residential Code. Furthermore, the SFM proposes to codify non-substantive editorial and formatting amendments from the format based upon the 2012 International Residential Code to the format of the 2015 International Residential Code.]

CHAPTER 1

SCOPE AND APPLICATION DIVISION I CALIFORNIA ADMINISTRATION

SECTION 1.1 GENERAL

1.1.2 Purpose. *The purpose of this code is to establish the minimum requirements to safeguard the public health, safety and general welfare through structural strength, means of egress facilities, stability, access to persons with disabilities, sanitation, adequate lighting and ventilation, and energy conservation; safety to life and property from fire and other hazards attributed to the built environment; and to provide safety to fire fighters and emergency responders during emergency operations.*

1.1.3 Scope. *The provisions of this code shall apply to the construction, alteration, movement, enlargement, replacement, repair, equipment, use and occupancy, location, maintenance, removal and demolition of every detached one- and two-family dwelling, efficiency dwelling unit, and townhouse not more than three stories above grade plane in height with a separate means of egress and structures accessory thereto throughout the State of California.*

Exceptions:

1. *Live/work units complying with the requirements of Section 419 of the California Building Code shall be permitted to be built as one- and two-family dwellings or townhouses. Fire suppression required by Section 419.5 of the California Building Code when constructed under the California Residential Code for one- and two-family dwellings shall conform to Section 903.3.1.3 of the California Building Code.*

2. *Owner-occupied lodging houses with five or fewer guestrooms shall be permitted to be constructed in accordance with the California Residential Code for One- and Two-family Dwellings when equipped with a fire sprinkler system in accordance with Section R313.*

1.1.3.1 Classification. *Structures or portions of structures shall be classified with respect to occupancy in one or more of the groups listed below. A room or space that is intended to be occupied at different times for different purposes shall comply with all of the requirements that are applicable to each of the purposes for which the room or space will be occupied. Structures with multiple occupancies or uses shall comply with Section 508 of the California Building Code. Where a structure is proposed for a purpose that is not specifically provided for in this code, such structure shall be classified in the group that the occupancy most nearly resembles, according to the fire safety and relative hazard involved in accordance with this code or the California Building Code.*

1.1.3.1.1 Residential Group R. *Residential Group R includes, among others, the use of a building or structure, or a portion thereof, for sleeping purposes when not classified as an Institutional Group I. Residential occupancies shall include the following:*

R-3 Residential occupancies where the occupants are primarily permanent in nature and not classified as Group R-1, R-2, R-2.1, R-3.1, R-4 or I, including:

Buildings that do not contain more than two dwelling units.
Townhouses not more than three stories above grade in height with a separate means of egress.
Adult facilities that provide accommodations for six or fewer persons of any age for less than 24-hours. Licensing categories that may use this classification include, but are not limited to:
Adult Day Programs.
Child care facilities that provide accommodations for six or fewer persons of any age for less than 24-hours.
Licensing categories that may use this classification include, but are not limited to:
Day-care Center for Mildly Ill Children,
Infant Care Center and School Age Child Day-care Center.
Family Day-care Homes that provide accommodations for 14 or fewer children, in the provider's own home for less than 24-hours.
Congregate living facilities or congregated residences with 16 or fewer persons.

R-3.1 This occupancy group may include facilities licensed by a governmental agency for a residentially based 24-hour care facility providing accommodations for six or fewer clients of any age. Clients may be classified as ambulatory, nonambulatory or bedridden. A Group R-3.1 occupancy shall meet the requirements for construction as defined for Group R-3, except as otherwise provided for in Section ~~R325R335~~ Special Provisions For Licensed 24-Hour Care Facilities in a Group R-3.1 Occupancy. This group may include:

Adult Residential Facilities
Congregate Living Health Facilities
Foster Family Homes
Group Homes
Intermediate Care Facilities for the developmentally disabled habilitative
Intermediate Care Facilities for the Developmentally disabled nursing
Nurseries for the full-time care of children under the age of six, but not including "infants" as defined in Section 202
Residential Care Facilities for the Elderly
Small Family Homes and Residential Care
Facilities for the chronically ill

Exception: *Foster Family Homes or Group Homes licensed by the Department of Social Services which provide nonmedical board, room and care for six or fewer ambulatory children or children two years of age or younger, and which do not have any nonambulatory clients shall not be subject to regulations found in Section ~~R325R335~~.*

Pursuant to Health and Safety Code Section 13143 with respect to these exempted facilities, no city, county or public district shall adopt or enforce any requirement for the prevention of fire or for the protection of life and property against fire and panic unless the requirement would be applicable to a structure regardless of the special occupancy. Nothing shall restrict the application of state or local housing standards to such facilities if the standards are applicable to residential occupancies and are not based on the use of the structure as a facility for ambulatory children. For the purpose of this exception, ambulatory children does not include relatives of the licensee or the licensee's spouse.

Large Family Day-Care Homes. See Section ~~R326R336~~.

1.1.3.1.2 Utility and Miscellaneous Group U. *Buildings and structures of an accessory character and miscellaneous structures not classified in any specific occupancy shall be constructed, equipped and maintained to conform to the requirements of this code commensurate with the fire and life hazard incidental to their occupancy. Group U shall include, but not be limited to, the following:*

Agricultural buildings
Aircraft hangars, accessory to a one- or two-family residence (see Section 412.5 of the California Building Code)
Barns
Carports
Fences more than 6 feet (1829 mm) high
Grain silos, accessory to a residential occupancy
Greenhouses
Livestock shelters
Private garages

Retaining walls
Sheds
Stables
Tanks
Towers

1.1.3.2 Regulated buildings, structures and applications. *The model code, state amendments to the model code, and/or state amendments where there are no relevant model code provisions shall apply to detached one- and two-family dwellings, townhouses and structures accessory thereto. State agencies with regulatory authority are referenced in the Matrix Adoption Table and as specified in Sections 1.2 through 1.14, except where modified by local ordinance pursuant to Section 1.1.8. When adopted by a state agency, the provisions of this code shall be enforced by the appropriate enforcing agency, but only to the extent of authority granted to such agency by the state legislature.*

Note: See Preface to distinguish the model code provisions from the California provisions.

1. One- and two-family dwellings, townhouses, employee housing, factory-built housing and other types of dwellings containing sleeping accommodations with common toilets or cooking facilities. See Section 1.2.1.1.1.
2. Permanent buildings and permanent accessory buildings or structures constructed within mobilehome parks and special occupancy parks regulated by the Department of Housing and Community Development. See Section 1.2.1.1.3.
3. Applications regulated by the Office of the State Fire Marshal include, but are not limited to, the following in accordance with Section 1.11:

3.1. Buildings or structures used or intended for use as a/an:

1. Home for the elderly, children's nursery, children's home or institution, school or any similar occupancy of any capacity
2. Small family day-care homes, large family day-care homes, residential facilities and residential facilities for the elderly, residential care facilities
3. State institutions or other state-owned or state-occupied buildings
4. Residential structures
5. Tents, awnings or other fabric enclosures used in connection with any occupancy
6. Fire alarm devices, equipment and systems in connection with any occupancy
7. Wildland-urban interface fire areas

1.1.4 Appendices. *Provisions contained in the appendices of this code shall not apply unless specifically adopted by a state agency or adopted by a local enforcing agency in compliance with Health and Safety Code Section 18901 et seq. for Building Standards Law, Health and Safety Code Section 17950 for State Housing Law and Health and Safety Code Section 13869.7 for Fire Protection Districts. See Section 1.1.8 of this code.*

1.1.5 Referenced codes. *The codes, standards and publications adopted and set forth in this code, including other codes, standards and publications referred to therein are, by title and date of publication, hereby adopted as standard reference documents of this code. When this code does not specifically cover any subject related to building design and construction, recognized architectural or engineering practices shall be employed. The National Fire Codes, standards and the Fire Protection Handbook of the National Fire Protection Association are permitted to be used as authoritative guides in determining recognized fire prevention engineering practices.*

1.1.6 Nonbuilding standards, orders and regulations. *Requirements contained in the International Residential Code, or in any other referenced standard, code or document, which are not building standards as defined in Health and Safety Code Section 18909, shall not be construed as part of the provisions of this code. For nonbuilding standards, orders and regulations, see other titles of the California Code of Regulations.*

1.1.7 Order of precedence and use.

1.1.7.1 Differences. *In the event of any differences between these building standards and the standard reference documents, the text of these building standards shall govern.*

1.1.7.2 Specific provisions. Where a specific provision varies from a general provision, the specific provision shall apply.

1.1.7.3.1 Detached one- and two-family dwellings. Detached one-and two-family dwellings and townhouses not more than three stories above grade plane with a separate means of egress and their accessory structures shall not be required to comply with the more restrictive requirements contained in Title 24, Part 2, the California Building Code, unless the proposed structure(s) exceed the design limitations established in the California Residential Code and the code user is specifically directed to use the California Building Code.

1.1.8 City, county, or city and county amendments, additions or deletions. The provisions of this code do not limit the authority of city, county, or city and county governments to establish more restrictive and reasonably necessary differences to the provisions contained in this code pursuant to complying with Section 1.1.8.1. The effective date of amendments, additions or deletions to this code by city, county, or city and county filed pursuant to Section 1.1.8.1 shall be the date filed. However, in no case shall the amendments, additions or deletions to this code be effective any sooner than the effective date of this code. Local modifications shall comply with Health and Safety Code Section 18941.5 for Building Standards Law, Health and Safety Code Section 17958 for State Housing Law or Health and Safety Code Section 13869.7 for Fire Protection Districts.

1.1.9 Effective date of this code. Only those standards approved by the California Building Standards Commission that are effective at the time an application for building permit is submitted shall apply to the plans and specifications for, and to the construction performed under, that permit. For the effective dates of the provisions contained in this code, see the History Note page of this code.

1.1.11 Format. This part fundamentally adopts the International Residential Code by reference on a chapter-by-chapter basis. When a specific chapter of the International Residential Code is not printed in the code and is marked "Reserved" such chapter of the International Residential Code is not adopted as a portion of this code. When a specific chapter of the International Residential Code is marked "Not adopted by the State of California" but appears in the code, it may be available for adoption by local ordinance.

Note: Matrix Adoption Tables at the front of each chapter may aid the code user in determining which chapter or sections within a chapter are applicable to buildings under the authority of a specific state agency, but they are not to be considered regulatory.

1.1.12 Validity. If any chapter, section, subsection, sentence, clause or phrase of this code is for any reason held to be unconstitutional, contrary to statute, exceeding the authority of the state as stipulated by statutes or otherwise inoperative, such decision shall not affect the validity of the remaining portion of this code.

SECTION 1.2
Reserved

SECTION 1.3
Reserved

SECTION 1.4
Reserved

SECTION 1.5
Reserved

SECTION 1.6
Reserved

SECTION 1.7
Reserved

SECTION 1.8
DEPARTMENT OF HOUSING AND
COMMUNITY DEVELOPMENT (HCD)

SECTION 1.9
Reserved

SECTION 1.10
Reserved

SECTION 1.11
OFFICE OF THE STATE FIRE MARSHAL

1.11.1 SFM—Office of the State Fire Marshal. *Specific scope of application of the agency responsible for enforcement, the enforcement agency and the specific authority to adopt and enforce such provisions of this code, unless otherwise stated.*

Application:

Institutional, educational or any similar occupancy. Any building or structure used or intended for use as an asylum, jail, mental hospital, hospital, sanitarium, home for the aged, children's nursery, children's home, school or any similar occupancy of any capacity.

Authority cited—Health and Safety Code Section 13143.

Reference—Health and Safety Code Section 13143.

Assembly or similar place of assemblage. *Any theater, dancehall, skating rink, auditorium, assembly hall, meeting hall, nightclub, fair building or similar place of assemblage where 50 or more persons may gather together in a building, room or structure for the purpose of amusement, entertainment, instruction, deliberation, worship, drinking or dining, awaiting transportation, or education.*

Authority cited—Health and Safety Code Section 13143.

Reference—Health and Safety Code Section 13143.

Small family day-care homes.

Authority cited—Health and Safety Code Sections 1597.45, 1597.54, 13143 and 17921.

Reference—Health and Safety Code Section 13143.

Large family day-care homes.

Authority cited—Health and Safety Code Sections 1597.46, 1597.54 and 17921.

Reference—Health and Safety Code Section 13143.

Residential facilities and residential facilities for the elderly.

Authority cited—Health and Safety Code Section 13133.

Reference—Health and Safety Code Section 13143.

Any state institution or other state-owned or state-occupied building.

Authority cited—Health and Safety Code Section 13108.

Reference—Health and Safety Code Section 13143.

High-rise structures.

Authority cited—Health and Safety Code Section 13211.

Reference—Health and Safety Code Section 13143.

Motion picture production studios.

Authority cited—Health and Safety Code Section 13143.1.

Reference—Health and Safety Code Section 13143.

Organized camps.

Authority cited—Health and Safety Code Section 18897.3.

Reference—Health and Safety Code Section 13143.

Residential. All hotels, motels, lodging houses, apartment houses and dwellings, including congregate residences and buildings and structures accessory thereto. Multiple-story structures existing on January 1, 1975, let for human habitation, including and limited to, hotels, motels and apartment houses, less than 75 feet (22 860 mm) above the lowest floor level having building access, wherein rooms used for sleeping are let above the ground floor.

Authority cited—Health and Safety Code Sections 13143.2 and 17921.

Reference—Health and Safety Code Section 13143.

Residential care facilities. Certified family care homes, out-of-home placement facilities, halfway houses, drug and/or alcohol rehabilitation facilities and any building or structure used or intended for use as a home or institution for the housing of any person of any age when such person is referred to or placed within such home or institution for protective social care and supervision services by any governmental agency.

Authority cited—Health and Safety Code Section 13143.6.

Reference—Health and Safety Code Section 13143.

Tents, awnings or other fabric enclosures used in connection with any occupancy.

Authority cited—Health and Safety Code Section 13116.

Reference—Health and Safety Code Section 13143.

Fire alarm devices, equipment and systems in connection with any occupancy.

Authority cited—Health and Safety Code Section 13114.

Reference—Health and Safety Code Section 13143.

Hazardous materials.

Authority cited—Health and Safety Code Section 13143.9.

Reference—Health and Safety Code Section 13143.

Flammable and combustible liquids.

Authority cited—Health and Safety Code Section 13143.6.

Reference—Health and Safety Code Section 13143.

Public school automatic fire detection, alarm and sprinkler systems.

Authority cited—Health and Safety Code Section 13143 and California Education Code Article 7.5, Sections 17074.50, 17074.52 and 17074.54.

Reference—Government Code Section 11152.5, Health and Safety Code Section 13143 and California Education Code Chapter 12.5, Leroy F. Greene School Facilities Act of 1998, Article 1.

Wildland-Urban interface fire area.

Authority cited—Health and Safety Code Sections 13143, 13108.5(a) and 18949.2(b) and (c) and Government Code Section 51189.

Reference—Health and Safety Code Sections 13143, Government Code Sections 51176, 51177, 51178 and 51179 and Public Resources Code Sections 4201 through 4204.

1.11.2 Duties and powers of the enforcing agency.

1.11.2.1 Enforcement.

1.11.2.1.1 The responsibility for enforcement of building standards adopted by the State Fire Marshal and published in the California Building Standards Code relating to fire and panic safety and other regulations of the State Fire Marshal shall except as provided in Section 1.11.2.1.2 be as follows:

1. The city, county, or city and county with jurisdiction in the area affected by the standard or regulation shall delegate the enforcement of the building standards relating to fire and panic safety and other regulations of the State Fire Marshal as they relate to Group R-3 occupancies, as described in Section 1.1.3.1 or CCR, Part 2 California Building Code,, Section 310.1, to either of the following:

- 1.1. The chief of the fire authority of the city, county or city and county, or an authorized representative.*
- 1.2. The chief building official of the city, county or city and county, or an authorized representative.*

2. The chief of any city or county fire department or of any fire protection district, and authorized representatives, shall enforce within the jurisdiction the building standards and other regulations of the State Fire Marshal, except those described in Item 1 or 4.

3. The State Fire Marshal shall have authority to enforce the building standards and other regulations of the State Fire Marshal in areas outside of corporate cities and districts providing fire protection services.

4. The State Fire Marshal shall have authority to enforce the building standards and other regulations of the State Fire Marshal in corporate cities and districts providing fire protection services on request of the chief fire official or the governing body.

5. Any fee charged pursuant to the enforcement authority of this section shall not exceed the estimated reasonable cost of providing the service for which the fee is charged pursuant to Section 66014 of the Government Code.

1.11.2.1.2 Pursuant to Health and Safety Code Section 13108, and except as otherwise provided in this section, building standards adopted by the State Fire Marshal published in the California Building Standards Code relating to fire and panic safety shall be enforced by the State Fire Marshal in all state-owned buildings, state-occupied buildings and state institutions throughout the state. Upon the written request of the chief fire official of any city, county, or fire protection district, the State Fire Marshal may authorize such chief fire official and his or her authorized representatives, in their geographical area of responsibility, to make fire prevention inspections of state-owned or state-occupied buildings, other than state institutions, for the purpose of enforcing the regulations relating to fire and panic safety adopted by the State Fire Marshal pursuant to this section and building standards relating to fire and panic safety published in the California Building Standards Code. Authorization from the State Fire Marshal shall be limited to those fire departments or fire districts which maintain a fire prevention bureau staffed by paid personnel.

Pursuant to Health and Safety Code Section 13108, any requirement or order made by any chief fire official who is authorized by the State Fire Marshal to make fire prevention inspections of state-owned or state-occupied buildings, other than state institutions, may be appealed to the State Fire Marshal. The State Fire Marshal shall, upon receiving an appeal and subject to the provisions of Chapter 5 (commencing with Section 18945) of Part 2.5 of Division 13 of the Health and Safety Code, determine if the requirement or order made is reasonably consistent with the fire and panic safety regulations adopted by the State Fire Marshal and building standards relating to fire and panic safety published in the California Building Code.

Any person may request a code interpretation from the State Fire Marshal relative to the intent of any regulation or provision adopted by the State Fire Marshal. When the request relates to a specific project, occupancy or building, the State Fire Marshal shall review the issue with the appropriate local enforcing agency prior to rendering such code interpretation.

1.11.2.1.3 Pursuant to Health and Safety Code Section 13112, any person who violates any order, rule or regulation of the State Fire Marshal is guilty of a misdemeanor punishable by a fine of not less than \$100.00 or more than \$500.00, or by imprisonment for not less than six months, or by both. A person is guilty of a separate offense each day during which he or she commits, continues or permits a violation of any provision of, or any order, rule or regulation of, the State Fire Marshal as contained in this code.

Any inspection authority who, in the exercise of his or her authority as a deputy State Fire Marshal, causes any legal complaints to be filed or any arrest to be made shall notify the State Fire Marshal immediately following such action.

1.11.2.2 Right of entry. *The fire chief of any city, county or fire protection district, or such person's authorized representative, may enter any state institution or any other state-owned or state-occupied building for the purpose of preparing a fire suppression preplanning program or for the purpose of investigating any fire in a state-occupied building.*

The State Fire Marshal, his or her deputies or salaried assistants, the chief of any city or county fire department or fire protection district and his or her authorized representatives may enter any building or premises not used for dwelling purposes at any reasonable hour for the purpose of enforcing this chapter. The owner, lessee, manager or operator of any such building or premises shall permit the State Fire Marshal, his or her deputies or salaried assistants and the chief of any city or county fire department or fire protection district and his or her authorized representatives to enter and inspect them at the time and for the purpose stated in this section.

1.11.2.3 More restrictive fire and panic safety building standards.

1.11.2.3.1 *Any fire protection district organized pursuant to Health and Safety Code Part 2.7 (commencing with Section 13800) of Division 12 may adopt building standards relating to fire and panic safety that are more stringent than those building standards adopted by the State Fire Marshal and contained in the California Building Standards Code. For these purposes, the district board shall be deemed a legislative body and the district shall be deemed a local agency. Any changes or modifications that are more stringent than the requirements published in the California Building Standards Code relating to fire and panic safety shall be subject to Section 1.1.8.1.*

1.11.2.3.2 *Any fire protection district that proposes to adopt an ordinance pursuant to this section shall, not less than 30 days prior to noticing a proposed ordinance for public hearing, provide a copy of that ordinance, together with the adopted findings made pursuant to Section 1.11.2.3.1, to the city, county, or city and county where the ordinance will apply. The city, county, or city and county may provide the district with written comments, which shall become part of the fire protection district's public hearing record.*

1.11.2.3.3 *The fire protection district shall transmit the adopted ordinance to the city, county, or city and county where the ordinance will apply. The legislative body of the city, county, or city and county may ratify, modify or deny an adopted ordinance and transmit its determination to the district within 15 days of the determination. Any modification or denial of an adopted ordinance shall include a written statement describing the reasons for any modifications or denial. No ordinance adopted by the district shall be effective until ratification by the city, county, or city and county where the ordinance will apply. Upon ratification of an adopted ordinance, the city, county, or city and county shall file a copy of the findings of the district, and any findings of the city, county, or city and county, together with the adopted ordinance expressly marked and identified to which each finding refers, in accordance with Section 1.1.8.1.3.*

1.11.2.4 Request for alternate means of protection. *Requests for approval to use an alternative material, assembly or materials, equipment, method of construction, method of installation of equipment or means of protection shall be made in writing to the enforcing agency by the owner or the owner's authorized representative and shall be accompanied by a full statement of the conditions. Sufficient evidence or proof shall be submitted to substantiate any claim that may be made regarding its conformance. The enforcing agency may require tests and the submission of a test report from an approved testing organization as set forth in Title 19, California Code of Regulation, to substantiate the equivalency of the proposed alternative means of protection.*

When a request for alternate means of protection involves hazardous materials, the authority having jurisdiction may consider implementation of the findings and recommendations identified in a Risk Management Plan (RMP) developed in accordance with Title 19, Division 2, Chapter 4.5, Article 3.

Approval of a request for use of an alternative material, assembly of materials, equipment, method of construction, method of installation of equipment or means of protection made pursuant to these provisions shall be limited to the particular case covered by request and shall not be construed as establishing any precedent for any future request.

1.11.2.5 Appeals. *When a request for an alternate means of protection has been denied by the enforcing agency, the applicant may file a written appeal to the State Fire Marshal for consideration of the applicant's proposal. In considering such appeal, the State Fire Marshal may seek the advice of the State Board of Fire Services. The State Fire Marshal shall, after considering all of the facts presented, including any recommendations of the State Board of Fire Services, determine if the proposal is for the purposes intended, at least equivalent to that specified in these*

regulations in quality, strength, effectiveness, fire resistance, durability and safety, and shall transmit such findings and any recommendations to the applicant and to the enforcing agency.

1.11.3 Construction documents.

1.11.3.1 Public schools. Plans and specifications for the construction, alteration or addition to any building owned, leased or rented by any public school district shall be submitted to the Division of the State Architect.

1.11.3.2 Movable walls and partitions. Plans or diagrams shall be submitted to the enforcing agency for approval before the installation of, or rearrangement of, any movable wall or partition in any occupancy. Approval shall be granted only if there is no increase in the fire hazard.

1.11.3.3 New construction high-rise buildings.

1. Complete plans or specifications, or both, shall be prepared covering all work required to comply with new construction high-rise buildings. Such plans and specifications shall be submitted to the enforcing agency having jurisdiction.

2. All plans and specifications shall be prepared under the responsible charge of an architect or a civil or structural engineer authorized by law to develop construction plans and specifications, or by both such architect and engineer. Plans and specifications shall be prepared by an engineer duly qualified in that branch of engineering necessary to perform such services. Administration of the work of construction shall be under the charge of the responsible architect or engineer except that where plans and specifications involve alterations or repairs, such work of construction may be administered by an engineer duly qualified to perform such services and holding a valid certificate under Chapter 7 (commencing with Section 65700) of Division 3 of the Business and Professions Code for performance of services in that branch of engineering in which said plans, specifications and estimates and work of construction are applicable.

This section shall not be construed as preventing the design of fire-extinguishing systems by persons holding a C-16 license issued pursuant to Division 3, Chapter 9, Business and Professions Code. In such instances, however, the responsibility charge of this section shall prevail.

1.11.3.4 Existing high-rise buildings.

1. Complete plans or specifications, or both, shall be prepared covering all work required by ~~Section 3442~~ Chapter 11 of the California Fire Code and the California Existing Building Code for existing high-rise buildings. Such plans or specifications shall be submitted to the enforcing agency having jurisdiction.

2. When new construction is required to conform with the provisions of these regulations, complete plans or specifications, or both, shall be prepared in accordance with the provisions of this subsection. As used in this section, "new construction" is not intended to include repairs, replacements or minor alterations which do not disrupt or appreciably add to or affect the structural aspects of the building.

1.11.3.5 Retention of plans. Refer to Building Standards Law, Health and Safety Code Sections 19850 and 19851 for permanent retention of plans.

1.11.4 Fees. 1.11.4.1 Other fees. Pursuant to Health and Safety Code Section 13146.2, a city, county or district which inspects a hotel, motel, lodging house or apartment house may charge and collect a fee for the inspection from the owner of the structure in an amount, as determined by the city, county or district, sufficient to pay its costs of that inspection.

1.11.4.2 Large family day-care. Pursuant to Health and Safety Code Section 1597.46, Large Family Day-Care Homes, the local government shall process any required permit as economically as possible, and fees charged for review shall not exceed the costs of the review and permit process.

1.11.4.3 High-rise. Pursuant to Health and Safety Code Section 13217, High-rise Structure Inspection: Fees and costs, a local agency which inspects a high-rise structure pursuant to Health and Safety Code Section 13217 may charge and collect a fee for the inspection from the owner of the high-rise structure in an amount, as determined by the local agency, sufficient to pay its costs of that inspection.

1.11.4.4 Fire clearance preinspection. Pursuant to Health and Safety Code Section 13235, Fire Clearance Preinspection, fee, upon receipt of a request from a prospective licensee of a community care facility, as defined in Section 1502, of a residential care facility for the elderly, as defined in Section 1569.2, or of a child day-care facility, as defined in Section 1596.750, the local fire enforcing agency, as defined in Section 13244, or State Fire Marshal, whichever has primary jurisdiction, shall conduct a preinspection of the facility prior to the final fire clearance approval. At the time of the preinspection, the primary fire enforcing agency shall price consultation and interpretation of the fire safety regulations and shall notify the prospective licensee of the facility in writing of the specific fire safety regulations which shall be enforced in order to obtain fire clearance approval. A fee equal to, but not exceeding, the actual cost of the preinspection services may be charged for the preinspection of a facility with a capacity to serve 25 or fewer persons. A fee equal to, but not exceeding, the actual cost of the preinspection services may be charged for a preinspection of a facility with a capacity to serve 26 or more persons.

1.11.4.5 Care facilities. The primary fire enforcing agency shall complete the final fire clearance inspection for a community care facility, residential care facility for the elderly, or child day-care facility within 30 days of receipt of the request for the final inspection, or as of the date the prospective facility requests the final precicensure inspection by the State Department of Social Services, whichever is later.

Pursuant to Health and Safety Code Section 13235, a preinspection fee equal to, but not exceeding, the actual cost of the preinspection services may be charged for a facility with a capacity to serve 25 or less clients. A fee equal to, but not exceeding, the actual cost of the preinspection services may be charged for a preinspection of a facility with a capacity to serve 26 or more clients.

Pursuant to Health and Safety Code Section 13131.5, a reasonable final inspection fee, not to exceed the actual cost of inspection services necessary to complete a final inspection may be charged for occupancies classified as residential care facilities for the elderly (RCFE).

Pursuant to Health and Safety Code Section 1569.84, neither the State Fire Marshal nor any local public entity shall charge any fee for enforcing fire inspection regulations pursuant to state law or regulation or local ordinance, with respect to residential care facilities for the elderly (RCFE) which service six or fewer persons.

1.11.4.6 Requests of the Office of the State Fire Marshal. Whenever a local authority having jurisdiction requests that the State Fire Marshal perform plan review and/or inspection services related to a building permit, the applicable fees for such shall be payable to the Office of the State Fire Marshal.

1.11.5 Inspections. Work performed subject to the provisions of this code shall comply with the inspection requirements of Sections R109.1 through R109.1.6.

1.11.5.1 Existing Group I-1 or R occupancies. Licensed 24-hour care in a Group I-1 or R occupancy in existence and originally classified under previously adopted state codes shall be preinspected under the appropriate previous code, provided there is no change in the use or character which would place the facility in a different occupancy group.

1.11.6 Certificate of occupancy. A Certificate of Occupancy shall be issued as specified in Section R110.

1.11.7 Temporary structures and uses. See Section R107.

1.11.8 Service utilities. See Section R111.

1.11.9 Stop work order. See Section R114.

1.11.10 Unsafe buildings, structures and equipment. See Title 24, Part 2, California Building Code, Section 115.

SECTION 1.12
Reserved

SECTION 1.13
Reserved

SECTION 1.14
Reserved

DIVISION II
ADMINISTRATION

Division II is not adopted by the Department of Housing and Community Development or the State Fire Marshal except where specifically indicated in the Matrix Adoption Table.

R101.2 Scope. The provisions of the ~~International~~California Residential Code for One- and Two-family Dwellings shall apply to the construction, *alteration*, movement, enlargement, replacement, repair, equipment, use and occupancy, location, removal and demolition of detached one- and two-family dwellings and townhouses not more than three stories above *grade plane* in height with a separate means of egress and their accessory structures not more than three stories above grade plane in height.

Exceptions:

1. Live/work units located in townhouses and complying with the requirements of Section 419 of the ~~International~~California Building Code shall be permitted to be constructed in accordance with the ~~International~~California Residential Code for One- and Two-Family Dwellings. Fire suppression required by Section 419.5 of the California Building Code when constructed under the ~~International~~California Residential Code for One- and Two-family Dwellings shall conform to Section ~~P2904~~R313.

2. Owner-occupied lodging houses with five or fewer guestrooms shall be permitted to be constructed in accordance with the ~~International~~California Residential Code for One- and Two-family Dwellings where equipped with a fire sprinkler system in accordance with Section ~~P2904~~R313.

R102.7 Existing structures. The legal occupancy of any structure existing on the date of adoption of this code shall be permitted to continue without change, except as is specifically covered in this code, the *International Property Maintenance Code* or the ~~International~~California Fire Code, or as is deemed necessary by the *building official* for the general safety and welfare of the occupants and the public.

R104.11 Alternative materials, design and methods of construction and equipment. The provisions of this code are not intended to prevent the installation of any material or to prohibit any design or method of construction not specifically prescribed by this code, provided that any such alternative has been *approved*. An alternative material, design or method of construction shall be *approved* where the *building official* finds that the proposed design is satisfactory and complies with the intent of the provisions of this code, and that the material, method or work offered is, for the purpose intended, not less than the equivalent of that prescribed in this code. Compliance with the specific performance-based provisions of the International Codes shall be an alternative to the specific requirements of this code. Where the alternative material, design or method of construction is not approved, the building official shall respond in writing, stating the reasons why the alternative was not approved.

R110.2 Change in use. Changes in the character or use of an existing structure shall not be made except as specified in Sections ~~3408 and 3409 of the International~~California Building Code Chapter 11 of the California Fire code and California Existing Building Code.

CHAPTER 2
DEFINITIONS

R201.3 Terms defined in other codes. Where terms are not defined in this code such terms shall have meanings ascribed in ~~other code publications of the International Code Council~~ the California Building Standards Code, Title 24, California Code of Regulations.

R201.4 Terms not defined. Where terms are not defined through the methods authorized by this section, such terms shall have ordinarily accepted meanings such as the context implies.

For applications listed in Section 1.11 regulated by the Office of the State Fire Marshal, where terms are not defined through the methods authorized by this section, such terms shall have ordinarily accepted meanings such as the

STATE OF CALIFORNIA
BUILDING STANDARDS COMMISSION

context implies. Webster's Third New International Dictionary of the English Language, Unabridged, shall be considered as providing ordinarily accepted meanings.

AGED HOME OR INSTITUTION. *A facility used for the housing of persons 65 years of age or older in need of care and supervision. (See definition of "care and supervision")*

APPROVED AGENCY. *An established and recognized agency that is regularly engaged in conducting tests or furnishing inspection services, where such agency has been approved by the building official. "Approved agency" shall mean "Listing agency" and "Testing agency."*

APPROVED LISTING AGENCY. *Any agency approved by the enforcing agency, unless otherwise provided by statute, which is in the business of listing and labeling and which makes available at least an annual published report of such listings in which specific information is included that the product has been tested to recognized standards and found to comply.*

APPROVED TESTING AGENCY. *Any agency which is determined by the enforcing agency, except as otherwise provided by statute, to have adequate personnel and expertise to carry out the testing of systems, materials, and construction fixtures or appliances.*

BEDRIDDEN PERSON. *A person, requiring assistance in turning and repositioning in bed, or being unable to independently transfer to and from bed, except in facilities with appropriate and sufficient care staff, mechanical devices if necessary, and safety precautions as determined in Title 22 regulations, by the Director of Social Services or his or her designated representative. Persons who are unable to independently transfer to and from bed, but who do not need assistance to turn or reposition in bed, shall be considered nonambulatory.*

The Director of Social Services or his or her designated representative shall make the determination of the bedridden status of persons with developmental disabilities, in consultation with the Director of Developmental Services or his or her designated representative.

The Director of Social Services or his or her designated representative shall make the determination of the bedridden status of all other persons with disabilities who are not developmentally disabled.

BUILDING. *Building shall mean any one- and two-family dwelling or portion thereof, including townhouses, that is used, or designed or intended to be used for human habitation, for living, sleeping, cooking or eating purposes, or any combination thereof, and shall include accessory structures thereto.*

Exceptions: *For applications listed in Section 1.8.1 regulated by the Department of Housing and Community Development, "Building" shall not include the following:*

- 1. Any mobilehome as defined in Health and Safety Code Section 18008.*
- 2. Any manufactured home as defined in Health and Safety Code Section 18007.*
- 3. Any commercial modular as defined in Health and Safety Code Section 18001.8 or any special purpose commercial modular as defined in Section 18012.5.*
- 4. Any recreational vehicle as defined in Health and Safety Code Section 18010.*
- 5. Any multifamily manufactured home as defined in Health and Safety Code Section 18008.7.*

For additional information, see Health and Safety Code Section 18908.

Note: *Building shall have the same meaning as defined in Health and Safety Code Sections 17920 and 18908 for the applications specified in Section 1.11.*

CARE AND SUPERVISION. *Any one or more of the following activities provided by a person or facility to meet the needs of the clients:*

*Assistance in dressing, grooming, bathing and other personal hygiene
Assistance with taking medication
Central storing and/or distribution of medications
Arrangement of and assistance with medical and dental care*

Maintenance of house rules for the protection of clients
Supervision of client schedules and activities
Maintenance and/or supervision of client cash resources or property
Monitoring food intake or special diets
Providing basic services required by applicable law and regulation to be provided by the licensee in order to obtain and maintain a community-care facility license

CATASTROPHICALLY INJURED. A person whose origin of disability was acquired through trauma or nondegenerative neurologic illness, for whom it has been determined by the Department of Health Services Certification and Licensing that active rehabilitation would be beneficial.

CHILD-CARE CENTER. Any facility of any capacity other than a large or small family day-care home as defined in these regulations in which less than 24-hour-per-day nonmedical supervision is provided for children in a group setting.

CHILD OR CHILDREN. A person or persons under the age of 18 years.

CHRONICALLY ILL. See "TERMINALLY ILL."

CONGREGATE RESIDENCE. Any building or portion thereof that contains facilities for living, sleeping and sanitation, as required by this code, and may include facilities for eating and cooking, for occupancy by other than a family. A congregate residence may be a shelter, convent, monastery, dormitory, fraternity or sorority house, but does not include jails, hospitals, nursing homes, hotels or lodging houses.

DAY-CARE shall, for the purposes of these regulations, mean the care of persons during any period of a 24-hour day where permanent sleeping accommodations are not provided.

Note: "Day-care" shall not be construed to preclude the use of cots or mats for napping purposes, provided all employees, attendants and staff personnel are awake and on duty in the area where napping occurs.

DAY-CARE HOME, FAMILY. A home that regularly provides care, protection and supervision for 14 or fewer children, in the provider's own home, for periods of less than 24 hours per day, while the parents or guardians are away, and is either a large family day-care home or a small family day-care home.

DAY-CARE HOME, LARGE FAMILY. A provider's own home which is licensed to provide day care for periods less than 24 hours per day for nine to 14 persons, including children under the age of 10 years who reside at the home.

DAY-CARE HOME, SMALL FAMILY. A home which provides family day-care to eight or fewer children, including children under the age of 10 years who reside at the home, in the provider's own home, for periods of less than 24 hours per day. Small family day-care homes are exempted from state fire and life safety regulations other than those state and local standards applicable to Group R-3 Occupancies. [See Health and Safety Code, Section 13143 (b).]

ENFORCING AGENCY. The designated department or agency as specified by statute or regulation.

FULL-TIME CARE shall mean the establishment and routine care of persons on an hourly, daily, weekly, monthly, yearly or permanent basis, whether for 24-hours per day or less, and where sleeping accommodations are provided.

INFANT, for the purpose of these regulations, shall mean any child who because of age only, is unable to walk and requires the aid of another person to evacuate the building. In no case shall the term "infant" mean a child 2 years of age or older.

LISTED. [SFM] Equipment, materials, products or services included in a list published by an organization acceptable to the code official and concerned with evaluation of products or services that maintains periodic inspection of production of listed equipment or materials or periodic evaluation of services and whose listing states either that the equipment, material, product or service meets identified standards or has been tested and found suitable for a specified purpose. For applications listed in Section 1.11 regulated by the Office of the State Fire Marshal, "listed" shall also mean equipment or materials accepted by the state fire marshal as conforming to the provisions of the State Fire Marshal's regulations and which are included in a list published by the State Fire Marshal.

NONAMBULATORY PERSONS are persons unable to leave a building unassisted under emergency conditions. It includes, but is not limited to, persons who depend on mechanical aids such as crutches, walkers and wheelchairs and any person who is unable to physically and mentally respond to a sensory signal approved by the state fire marshal or an oral instruction relating to fire danger.

The determination of ambulatory or nonambulatory status of persons with developmental disabilities shall be made by the Director of Social Services or his or her designated representative, in consultation with the director of Developmental Services or his or her designated representative. The determination of ambulatory or nonambulatory status of all other disabled persons placed after January 1, 1984, who are not developmentally disabled shall be made by the Director of Social Services or his or her designated representative.

NONCOMBUSTIBLE MATERIAL. ~~Materials that pass the test procedure for defining noncombustibility of elementary materials set forth in ASTM E 136.~~ Noncombustible as applied to building construction material means a material which, in the form in which it is used, is either one of the following:

1. Material of which no part will ignite and burn when subjected to fire. Any material passing ASTM E 136 shall be considered noncombustible.
2. Material having a structural base of noncombustible material as defined in Item 1 above, with a surfacing material not over 1/8 inch (3.2 mm) thick which has a flame-spread index of 50 or less.

"Noncombustible" does not apply to surface finish materials. Material required to be noncombustible for reduced clearances to flues, heating appliances or other sources of high temperature shall refer to material conforming to Item 1. No material shall be classed as noncombustible which is subject to increase in combustibility or flame-spread index, beyond the limits herein established, through the effects of age, moisture or other atmospheric condition.

PROTECTIVE SOCIAL CARE FACILITY. A facility housing persons, who are referred, placed or caused to be placed in the facility, by any governmental agency and for whom the services, or a portion thereof, are paid for by any governmental agency. These occupancies shall include, but are not limited to, those commonly referred to as "assisted living facilities," "social rehabilitation facilities," "certified family care homes," "out-of-home placement facilities" and "halfway houses."

RESIDENTIAL CARE FACILITY FOR THE CHRONICALLY ILL (RCF/CI), as termed, means a housing arrangement with a maximum capacity of 25 residents that provides a range of services to residents who have chronic, life-threatening illnesses.

RESIDENTIAL CARE FACILITY FOR THE ELDERLY (RCFE), as defined in Health and Safety Code Section 1569.2, shall mean a facility with a housing arrangement chosen voluntarily by persons 60 years of age or over, or their authorized representative, where varying levels and intensities of care and supervision, protective supervision or personal care are provided, based on their varying needs, as determined in order to be admitted and to remain in the facility. Persons under 60 years of age with compatible needs, as determined by the Department of Social Services in regulations, may be allowed to be admitted or retained in a residential-care facility for the elderly. Pursuant to Health and Safety Code Section 13133, regulations of the State Fire Marshal pertaining to Group R, Division 2 Occupancies classified as Residential Facilities (RF) and Residential-care Facilities for the Elderly (RCFE) shall apply uniformly throughout the state and no city, county, city and county, including a charter city or charter county, or fire protection district shall adopt or enforce any ordinance or local rule or regulation relating to fire and panic safety which is in consistent with these regulations. A city, county, city and county, including a charter city or charter county may pursuant to Health and Safety Code Section 13143.5, or a fire protection district may pursuant to Health and Safety Code Section 13869.7, adopt standards more stringent than those adopted by the State Fire Marshal that are reasonably necessary to accommodate local climate, geological or topographical conditions relating to roof coverings for Residential-care Facilities for the Elderly.

RESIDENTIAL FACILITY (RF), as defined in Section 1502 of the Health and Safety Code, shall mean any family home, group care facility or similar facility determined by the director of Social Services, for 24-hour nonmedical care of persons in need of personal services, supervision, or assistance essential for sustaining the activities of daily living or for the protection of the individual. Such facilities include small family homes and social rehabilitation facilities. Pursuant to Health and Safety Code Section 13133, regulations of the State Fire Marshal pertaining to Group R Occupancies classified as Residential Facilities (RF) and Residential-care Facilities for the Elderly (RCFE) shall apply

uniformly throughout the state and no city, county, city and county, including a charter city or charter county, or fire protection district shall adopt or enforce any ordinance or local rule or regulation relating to fire and panic safety which is in consistent with these regulations. A city, county, city and county, including a charter city or charter county may pursuant to Health and Safety Code Section 13143.5, or a fire protection district may pursuant to Health and Safety Code Section 13869.7, adopt standards more stringent than those adopted by the State Fire Marshal that are reasonably necessary to accommodate local climate, geological or topographical conditions relating to roof coverings for Residential-care Facilities for the Elderly.

RESTRAINT. *The physical retention of a person within a room, cell or cell block by any means, or within the exterior walls of a building by means of locked doors inoperable by the person restrained. Restraint shall also mean the physical binding, strapping or similar restriction of any person in a chair, walker, bed or other contrivance for the purpose of deliberately restricting the free movement of ambulatory persons. Restraint shall not be construed to include nonambulatory persons nor shall it include the use of bandage material, strip sheeting or other fabrics or materials (soft ties) used to restrain persons in hospital-type beds or wheelchairs to prevent injury, provided an approved method of quick release is maintained. Facilities employing the use of soft ties, however, shall be classified as a building used to house nonambulatory persons. Restraint shall not be practiced in licensed facilities classified as Group I-1, R-3.1 and R-4 occupancies unless constructed as a Group I-3 occupancy. For Group I-3 Occupancies see Section ~~308.4308.5~~ of the California Building Code.*

STATE-OWNED/LEASED BUILDING. *A building or portion of a building that is owned, leased or rented by the state. State-leased buildings shall include all required exits to a public way serving such leased area or space. Portions of state leased buildings that are not leased or rented by the state shall not be included within the scope of this section unless such portions present an exposure hazard to the state-leased area or space.*

TERMINALLY ILL, *as termed for an individual, means the individual has a life expectancy of six months or less as stated in writing by his or her attending physician and surgeon.*

CHAPTER 3 BUILDING PLANNING

R301.1 Application. Buildings and structures, and parts thereof, shall be constructed to safely support all loads, including dead loads, live loads, roof loads, flood loads, snow loads, wind loads and seismic loads as prescribed by this code. The construction of buildings and structures in accordance with the provisions of this code shall result in a system that provides a complete load path that meets the requirements for the transfer of loads from their point of origin through the load-resisting elements to the foundation. Buildings and structures constructed as prescribed by this code are deemed to comply with the requirements of this section.

Existing buildings housing existing protective social care homes or facilities established prior to 1972 (see ~~Section 3413 of the California Building Code~~ Chapter 11 of the California Fire Code and the California Existing Building Code).

R302.1 Exterior walls. Construction, projections, openings and penetrations of exterior walls of dwellings and accessory buildings shall comply with Table R302.1(1); or dwellings and accessory buildings equipped throughout with an automatic sprinkler system installed in accordance with Section ~~P2904~~R313 shall comply with Table R302.1(2).

Exceptions:

1. Walls, projections, openings or penetrations in walls perpendicular to the line used to determine the *fire separation distance*.
2. Walls of *dwellings* and *accessory structures* located on the same *lot*.
3. Detached tool sheds and storage sheds, playhouses and similar structures exempted from permits are not required to provide wall protection based on location on the *lot*. Projections beyond the *exterior wall* shall not extend over the *lot line*.
4. Detached garages accessory to a *dwelling* located within 2 feet (610 mm) of a *lot line* are permitted to have roof eave projections not exceeding 4 inches (102 mm).
5. Foundation vents installed in compliance with this code are permitted.

TABLE R302.1(2)

**EXTERIOR WALLS—DWELLINGS WITH FIRE SPRINKLERS AND ACCESSORY BUILDINGS
WITH AUTOMATIC RESIDENTIAL FIRE SPRINKLER PROTECTION**

EXTERIOR WALL ELEMENT		MINIMUM FIRE-RESISTANCE RATING	MINIMUM FIRE SEPARATION DISTANCE
Walls	Fire-resistance rated	1 hour—tested in accordance with ASTM E 119 or UL 263 with exposure from the outside	0 feet
	Not fire-resistance rated	0 hours	3 feet ^a
Projections	Not allowed	N/A	< 2 feet
	Fire-resistance rated	1 hour on the underside ^{b, c}	2 feet ^a
	Not fire-resistance rated	0 hours	3 feet
Openings in walls	Not allowed	N/A	< 3 feet
	Unlimited	0 hours	3 feet ^a
Penetrations	All	Comply with Section R302.4	< 3 feet
		None required	3 feet ^a

For SI: 1 foot = 304.8 mm.

N/A = Not Applicable

a. For residential subdivisions where all dwellings *and accessory buildings* are equipped throughout with an automatic sprinkler system installed in accordance with Section ~~P2904~~*R313*, the fire separation distance for nonrated exterior walls and rated projections shall be permitted to be reduced to 0 feet, and unlimited unprotected openings and penetrations shall be permitted, where the adjoining lot provides an open setback yard that is 6 feet or more in width on the opposite side of the property line.

b. The roof eave fire-resistance rating shall be permitted to be reduced to 0 hours on the underside of the eave if fireblocking is provided from the wall top plate to the underside of the roof sheathing.

c. The roof eave fire-resistance rating shall be permitted to be reduced to 0 hours on the underside of the eave provided that gable vent openings are not installed.

R302.2 Townhouses. Common walls separating townhouses shall be assigned a fire-resistance rating in accordance with Section R302.2, Item 1 or 2. The common wall shared by two townhouses shall be constructed without plumbing or mechanical equipment, ducts or vents in the cavity of the common wall. The wall shall be rated for fire exposure from both sides and shall extend to and be tight against exterior walls and the underside of the roof sheathing. Electrical installations shall be in accordance with ~~Chapters 34 through 43~~ *the California Electrical Code*. Penetrations of the membrane of common walls for electrical outlet boxes shall be in accordance with Section R302.4.

1. Where a fire sprinkler system in accordance with Section ~~P2904~~*R313* is provided, the common wall shall be not less than a 1-hour fire-resistance-rated wall assembly tested in accordance with ASTM E 119 or UL 263.

2. Where a fire sprinkler system in accordance with Section ~~P2904~~*R313* is not provided, the common wall shall be not less than a 2-hour fire-resistance-rated wall assembly tested in accordance with ASTM E 119 or UL 263.

R302.5.1 Opening protection. Openings from a private garage directly into a room used for sleeping purposes shall not be permitted. Other openings between the garage and residence shall be equipped with solid wood doors not less than 13/8 inches (35 mm) in thickness, solid or honeycomb-core steel doors not less than 13/8 inches (35 mm) thick, or 20-minute fire-rated doors, equipped with a self-closing *and self-latching* devices.

Exception: *Where the residence and the private garage are protected by an automatic residential fire sprinkler system in accordance with Sections R309.6 and R313, other door openings between the private garage and the residence need only be self-closing and self-latching. This exception shall not apply to rooms used for sleeping purposes.*

R302.6 Dwelling/garage and/or carport fire separation. The garage *and/or carport* shall be separated as required by Table R302.6. Openings in garage walls shall comply with Section R302.5. Attachment of gypsum board shall comply with Table R702.3.5. The wall separation provisions of Table R302.6 shall not apply to garage walls that are

perpendicular to the adjacent dwelling unit wall. A separation is not required between the dwelling unit and a carport, provided the carport is entirely open on two or more sides and there are not enclosed areas above.

**TABLE R302.6
DWELLING-GARAGE AND/OR CARPORT SEPARATION**

SEPARATION	MATERIAL
From the residence and attics	Not less than 1/2-inch gypsum board or equivalent applied to the garage side
From all habitable rooms above the garage or carport	Not less than 5/8-inch Type X gypsum board or equivalent
Structure(s) supporting floor/ceiling assemblies used for separation required by this section	Not less than 1/2-inch gypsum board or equivalent
Garages located less than 3 feet from a dwelling unit on the same lot	Not less than 1/2-inch gypsum board or equivalent applied to the interior side of exterior walls that are within this area

For SI: 1 inch = 25.4 mm, 1 foot = 304.8 mm.

R302.9.5 Stability. Interior finish materials regulated by this chapter shall be applied or otherwise fastened in such a manner that such materials will not readily become detached where subjected to room temperatures of 200°F (93°C) for not less than 30 minutes.

[Editorial Note: Relocated from R501.3 in model code.]

R302.13 Fire protection of floors. Floor assemblies that are not required elsewhere in this code to be fire-resistance rated, shall be provided with a 1/2-inch (12.7 mm) gypsum wallboard membrane, 5/8-inch (16 mm) wood structural panel membrane, or equivalent on the underside of the floor framing member. Penetrations or openings for ducts, vents, electrical outlets, lighting, devices, luminaires, wires, speakers, drainage, piping and similar openings or penetrations shall be permitted.

Exceptions:

1. Floor assemblies located directly over a space protected by an automatic sprinkler system in accordance with Section ~~P2904~~R313, NFPA 13D, or other approved equivalent sprinkler system.
2. Floor assemblies located directly over a crawl space not intended for storage or fuel-fired appliances.
3. Portions of floor assemblies shall be permitted to be unprotected where complying with the following:
 - 3.1. The aggregate area of the unprotected portions does not exceed 80 square feet (7.4 m²) per story
 - 3.2. Fireblocking in accordance with Section R302.11.1 is installed along the perimeter of the unprotected portion to separate the unprotected portion from the remainder of the floor assembly.
4. Wood floor assemblies using dimension lumber or structural composite lumber equal to or greater than 2-inch by 10-inch (50.8 mm by 254 mm) nominal dimension, or other approved floor assemblies demonstrating equivalent fire performance.

R302.14 Combustible insulation clearance. Combustible insulation shall be separated not less than 3 inches (76 mm) from recessed luminaires, fan motors and other heat-producing devices.

Exception: Where heat-producing devices are listed for lesser clearances, combustible insulation complying with the listing requirements shall be separated in accordance with the conditions stipulated in the listing.

Recessed luminaires installed in the building thermal envelope shall meet or exceed the requirements of Section ~~N1102.4.3~~ specified in the California Energy Code for recessed luminaires installed in insulated ceilings.

R309.5 Fire sprinklers location on property. Private garages shall be protected by fire sprinklers where the garage wall has been designed based on Table R302.1(2), Footnote a. Sprinklers in garages shall be connected to an automatic sprinkler system that complies with Section ~~P2904~~R313. Garage sprinklers shall be residential sprinklers or quick-response sprinklers, designed to provide a density of 0.05 gpm/ft². Garage doors shall not be considered obstructions with respect to sprinkler placement.

R309.6 Fire Sprinklers Attached garages, and carports with habitable space above. Attached garages, and carports with habitable space above shall be protected by fire sprinklers in accordance with this Section and Section R313. Protection shall be provided in accordance with one of the following:

1. Residential Sprinklers installed in accordance with their listing.
2. Extended Coverage sprinklers discharging water not less than their listed flow rate for Light Hazard in accordance with NFPA 13.
3. Quick-Response spray sprinklers at light hazard spacing in accordance with NFPA 13 designed to discharge at 0.05 gpm/ft² density (minimum).

The system demand shall be permitted to be limited to the number of sprinklers in the compartment but shall not exceed two sprinklers for hydraulic calculation purposes. Garage doors shall not be considered obstructions and shall be permitted to be ignored for placement and calculation of sprinklers.

Exception: An automatic residential fire sprinkler system shall not be required when additions or alterations are made to existing carports and/or garages that do not have an automatic residential fire sprinkler system installed in accordance with this Section.

R310.1.1 Operational constraints and opening control devices. Emergency escape and rescue openings shall be maintained free of any obstructions other than those allowed by this section and shall be operational from the inside of the room without the use of keys, tools or special knowledge. Window opening control devices complying with ASTM F 2090 shall be permitted for use on windows serving as a required emergency escape and rescue opening.

~~**R310.2.4 Emergency escape and rescue openings under decks and porches.** Emergency escape and rescue openings shall be permitted to be installed under decks and porches provided that the location of the deck allows the emergency escape and rescue openings to be fully opened and provides a path not less than 36 inches (914 mm) in height to a yard or court.~~

R310.4 Bars, grilles, covers and screens. Bars, grilles, covers, screens or similar devices are permitted to be placed over emergency escape and rescue openings, bulkhead enclosures, or window wells that serve such openings, provided the minimum net clear opening size complies with Sections R310.1.1 to R310.1.3, and such devices shall be releasable or removable from the inside without the use of a key, tool, special knowledge or force greater than that required for the normal operation of the escape and rescue opening. *The release mechanism shall be maintained operable at all times.*

Such bars, grills, grates or any similar devices shall be equipped with an approved exterior release device for use by the fire department only when required by the authority having jurisdiction.

Where security bars (burglar bars) are installed on emergency egress and rescue windows or doors, on or after July 1, 2000, such devices shall comply with California Building Standards Code, Part 12, Chapter 12-3 and other applicable provisions of this code.

R311.4 Vertical egress. Egress from habitable levels including habitable attics and basements not provided with an egress door in accordance with Section R311.2 shall be by ~~a ramp~~ *one or more ramps* in accordance with Section R311.8 or ~~a stairway~~ *one or more stairways* in accordance with Section R311.7 or both. *For habitable levels or basements located more than one story above or more than one story below an egress door, the maximum travel distance from any occupied point to a stairway or ramp that provides egress from such habitable level or basement, shall not exceed 50 feet (15 240 mm).*

R312.1.2 Height. Required *guards* at open-sided walking surfaces, including stairs, porches, balconies or landings, shall be not less than ~~36 inches (914 mm)~~ *42 inches (1067 mm)* in height as measured vertically above the adjacent walking surface or the line connecting the leading edges of the treads.

Exceptions:

1. Guards on the open sides of stairs shall have a height not less than 34 inches (864 mm) measured vertically from a line connecting the leading edges of the treads.

2. Where the top of the guard serves as a handrail on the open sides of stairs, the top of the guard shall be not less than 34 inches (864 mm) and not more than 38 inches (965 mm) measured vertically from a line connecting the leading edges of the treads.

R313.1 Townhouse automatic fire sprinkler systems. An automatic residential fire sprinkler system shall be installed in *townhouses*.

Exception: An automatic residential fire sprinkler system shall not be required where additions or alterations are made to existing townhouses that do not have an automatic residential fire sprinkler system installed.

R313.1.1 Design and installation. Automatic residential fire sprinkler systems for *townhouses* shall be designed and installed in accordance with Section ~~P2904~~R313.3 or NFPA 13D.

R313.2 One- and two-family dwellings automatic fire systems. An automatic residential fire sprinkler system shall be installed in one- and two-family dwellings.

Exception: An automatic residential fire sprinkler system shall not be required for *additions* or *alterations* to existing buildings that are not already provided with an automatic residential sprinkler system.

R313.2.1 Design and installation. Automatic residential fire sprinkler systems shall be designed and installed in accordance with Section ~~P2904~~R313.3 or NFPA 13D.

R313.3 Dwelling unit fire sprinkler systems.

R313.3.1 General. The design and installation of residential fire sprinkler systems shall be in accordance with NFPA 13D or Section R313.3, which shall be considered equivalent to NFPA 13D. Partial residential sprinkler systems shall be permitted to be installed only in buildings not required to be equipped with a residential sprinkler system. Section R313.3 shall apply to stand-alone and multipurpose wet-pipe sprinkler systems that do not include the use of antifreeze. A multipurpose fire sprinkler system shall provide domestic water to both fire sprinklers and plumbing fixtures. A stand-alone sprinkler system shall be separate and independent from the water distribution system. ~~A backflow preventer shall not be required to separate a stand-alone sprinkler system from the water distribution system.~~

R313.3.1.1 Backflow protection. A backflow preventer shall not be required to separate a sprinkler system from the water distribution system, provided that:

1. The system complies with NFPA 13D or Section R313, and
2. Piping material are suitable for potable water in accordance with the California Plumbing Code, and
3. The system does not contain antifreeze or have a fire department connection.

R313.3.1.2 Required sprinkler locations. Sprinklers shall be installed to protect all areas of a dwelling unit.

Exceptions:

1. Attics, crawl spaces and normally unoccupied concealed spaces that do not contain fuel-fired appliances do not require sprinklers. In attics, crawl spaces and normally unoccupied concealed spaces that contain fuel-fired equipment, a sprinkler shall be installed above the equipment; however, sprinklers shall not be required in the remainder of the space.
2. Clothes closets, linen closets and pantries not exceeding 24 square feet (2.2 m²) in area, with the smallest dimension not greater than 3 feet (915 mm) and having wall and ceiling surfaces of gypsum board.
3. Bathrooms not more than 55 square feet (5.1m²) in area.
4. ~~Detached~~ Garages; carports with no habitable space above; open attached exterior porches; unheated entry areas, such as mud rooms, that are adjacent to an exterior door; and similar areas

R313.3.2 Sprinklers. Sprinklers shall be new listed residential sprinklers and shall be installed in accordance with the sprinkler manufacturer's instructions.

R313.3.2.1 Temperature rating and separation from heat sources. Except as provided for in Section R313.3.2.2, sprinklers shall have a temperature rating of not less than 135°F (57°C) and not more than 170°F (77°C). Sprinklers shall be separated from heat sources as required by the sprinkler manufacturer's installation instructions.

R313.3.2.2 Intermediate temperature sprinklers. Sprinklers shall have an intermediate temperature rating not less than 175°F (79°C) and not more than 225°F (107°C) where installed in the following locations:

1. Directly under skylights, where the sprinkler is exposed to direct sunlight.
2. In *attics*.
3. In concealed spaces located directly beneath a roof.
4. Within the distance to a heat source as specified in Table R313.3.2.2.

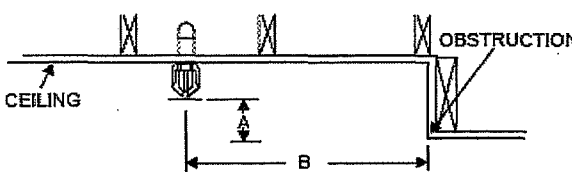
R313.3.2.3 Freezing areas. Piping shall be protected from freezing as required by *the California Plumbing Code*. Where sprinklers are required in areas that are subject to freezing, dry-sidewall or dry-pendent sprinklers extending from a nonfreezing area into a freezing area shall be installed. *Where fire sprinkler piping cannot be adequately protected against freezing, the system shall be designed and installed in accordance with NFPA 13D.*

R313.3.2.4 Sprinkler coverage. Sprinkler coverage requirements and sprinkler obstruction requirements shall be in accordance with Sections R313.3.2.4.1 and R313.3.2.4.2.

R313.3.2.4.1 Coverage area limit. The area of coverage of a single sprinkler shall not exceed 400 square feet (37 m²) and shall be based on the sprinkler listing and the sprinkler manufacturer's installation instructions.

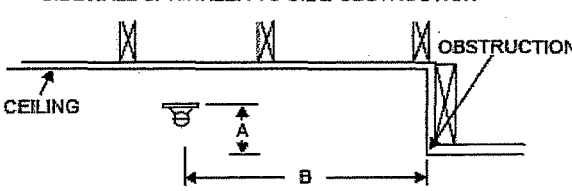
R313.3.2.4.2 Obstructions to coverage. Sprinkler discharge shall not be blocked by obstructions unless additional sprinklers are installed to protect the obstructed area. Additional sprinklers shall not be required where the sprinkler separation from obstructions complies with either the minimum distance indicated in Figure P2004.2.4.2 or the minimum distances specified in the sprinkler manufacturer's instructions where the manufacturer's instructions permit a lesser distance.

PENDANT SPRINKLER TO SIDE OBSTRUCTION



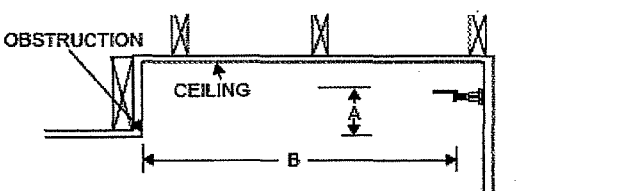
WHERE A IS LESS THAN OR EQUAL TO: (INCHES)	WHERE A IS LESS THAN OR EQUAL TO: (FEET)
1	1½
3	3
5	4
7	4½
9	5½
11	6½
14	7

SIDEWALL SPRINKLER TO SIDE OBSTRUCTION



WHERE A IS LESS THAN OR EQUAL TO: (INCHES)	WHERE A IS LESS THAN OR EQUAL TO: (FEET)
1	1½
3	3
5	4
7	4½
9	6
11	6½
14	7

SIDEWALL SPRINKLER TO FORWARD OBSTRUCTION



WHERE A IS LESS THAN OR EQUAL TO: (INCHES)	WHERE A IS LESS THAN OR EQUAL TO: (FEET)
1	8
2	10
3	11
4	12
6	13
7	14
9	15
11	16
14	17

For SI: 1 inch = 25.4 mm, 1 foot = 304.8 mm.

**FIGURE P2904.2.4.2R313.3.2.4.2
MINIMUM ALLOWABLE DISTANCE BETWEEN SPRINKLER AND OBSTRUCTION**

R313.3.2.4.2.1 Additional requirements for pendent sprinklers. Pendent sprinklers within 3 feet (915 mm) of the center of a ceiling fan, surface-mounted ceiling luminaire or similar object shall be considered to be obstructed, and additional sprinklers shall be installed.

R313.3.2.4.2.2 Additional requirements for sidewall sprinklers. Sidewall sprinklers within 5 feet (1524 mm) of the center of a ceiling fan, surface-mounted ceiling luminaire or similar object shall be considered to be obstructed, and additional sprinklers shall be installed.

R313.3.2.5 Sprinkler installation on systems assembled with solvent cement. The solvent cementing of threaded adapter fittings shall be completed and threaded adapters for sprinklers shall be verified as being clear of excess cement prior to the installation of sprinklers on systems assembled with solvent cement.

R313.3.2.6 Sprinkler modifications prohibited. Painting, caulking or modifying of sprinklers shall be prohibited. Sprinklers that have been painted, caulked, modified or damaged shall be replaced with new sprinklers.

**TABLE R313.3.2.2
LOCATIONS WHERE INTERMEDIATE TEMPERATURE SPRINKLERS ARE REQUIRED**

HEAT SOURCE	RANGE OF DISTANCE FROM HEAT SOURCE WITHIN WHICH INTERMEDIATE TEMPERATURE SPRINKLERS ARE REQUIRED ^{a,b} (inches)
Fireplace, side of open or recessed fireplace	12 to 36
Fireplace, front of recessed fireplace	36 to 60
Coal and wood burning stove	12 to 42
Kitchen range top	9 to 18
Oven	9 to 18
Vent connector or chimney connector	9 to 18
Heating duct, not insulated	9 to 18
Hot water pipe, not insulated	6 to 12
Side of ceiling or wall warm air register	12 to 24
Front of wall mounted warm air register	18 to 36
Water heater, furnace or boiler	3 to 6
Luminaire up to 250 watts	3 to 6
Luminaire 250 watts up to 499 watts	6 to 12

For SI: 1 inch = 25.4 mm.

- a. Sprinklers shall not be located at distances less than the minimum table distance unless the sprinkler listing allows a lesser distance.
- b. Distances shall be measured in a straight line from the nearest edge of the heat source to the nearest edge of the sprinkler.

R313.3.3 Sprinkler piping system. Sprinkler piping shall be supported in accordance with requirements for cold water distribution piping. Sprinkler piping shall comply with the requirements for cold water distribution piping. For multipurpose piping systems, the sprinkler piping shall connect to and be a part of the cold water distribution piping system.

Exception: For plastic piping, it shall be permissible to follow the manufacturer's installation instructions.

R313.3.3.1 Nonmetallic pipe and tubing. Nonmetallic pipe and tubing, such as CPVC, PEX, and PE-RT shall be listed for use in residential fire sprinkler systems.

R313.3.3.1.1 Nonmetallic pipe protection. Nonmetallic pipe and tubing systems shall be protected from exposure to the living space by a layer of not less than 3/8 inch-thick (9.5 mm) gypsum wallboard, 1/2 inch thick (13 mm) plywood, or other material having a 15-minute fire rating.

Exceptions:

1. Pipe protection shall not be required in areas that do not require protection with sprinklers as specified in Section R313.3.1.2.
2. Pipe protection shall not be required where exposed piping is permitted by the pipe listing.

R313.3.3.2 Shutoff valves prohibited. With the exception of shutoff valves for the entire water distribution system, valves shall not be installed in any location where the valve would isolate piping serving one or more sprinklers.

R313.3.3.3 Single dwelling limit. Piping beyond the service valve located at the beginning of the water distribution system shall not serve more than one *dwelling*.

R313.3.3.4 Drain. A means to drain the sprinkler system shall be provided on the system side of the water distribution shutoff valve.

R313.3.4 Determining system design flow. The flow for sizing the sprinkler piping system shall be based on the flow rating of each sprinkler in accordance with Section R313.3.4.1 and the calculation in accordance with Section R313.3.4.2.

R313.3.4.1 Determining required flow rate for each sprinkler. The minimum required flow for each sprinkler shall be determined using the sprinkler manufacturer's published data for the specific sprinkler model based on all of the following:

1. The area of coverage.
2. The ceiling configuration.
3. The temperature rating.
4. Any additional conditions specified by the sprinkler manufacturer.

R313.3.4.2 System design flow rate. The design flow rate for the system shall be based on the following:

1. The design flow rate for a room having only one sprinkler shall be the flow rate required for that sprinkler, as determined by Section R313.3.4.1.
2. The design flow rate for a room having two or more sprinklers shall be determined by identifying the sprinkler in that room with the highest required flow rate, based on Section R313.3.4.1, and multiplying that flow rate by 2.
3. Where the sprinkler manufacturer specifies different criteria for ceiling configurations that are not smooth, flat and horizontal, the required flow rate for that room shall comply with the sprinkler manufacturer's instructions.
4. The design flow rate for the sprinkler system shall be the flow required by the room with the largest flow rate, based on Items 1, 2 and 3.
5. For the purpose of this section, it shall be permissible to reduce the design flow rate for a room by subdividing the space into two or more rooms, where each room is evaluated separately with respect to the required design flow rate. Each room shall be bounded by walls and a ceiling. Openings in walls shall have a lintel not less than 8 inches (203 mm) in depth and each lintel shall form a solid barrier between the ceiling and the top of the opening.

R313.3.5 Water supply. The water supply shall provide not less than the required design flow rate for sprinklers in accordance with Section R313.3.4.2 at a pressure not less than that used to comply with Section R313.3.6. *Where a water supply serves both domestic and fire sprinkler systems, 5 gpm (19 L/min) shall be added to the sprinkler system demand at the point where the systems are connected, to determine the size of common piping and the size of the total water supply requirements where no provision is made to prevent flow into the domestic water system upon operation of a sprinkler.*

R313.3.5.1 Water supply from individual sources. Where a dwelling unit water supply is from a tank system, a private well system, a *pump*, or a combination of these, the available water supply shall be based on the minimum pressure control setting for the pump.

R313.3.5.2 Required capacity. The water supply shall have the capacity to provide the required design flow rate for sprinklers for a period of time as follows:

1. Seven minutes for dwelling units one story in height and less than 2,000 square feet (186 m²) in area. *For the purpose of determining the area of the dwelling unit, the area of attached garages and attached open carports, porches, balconies and patios shall not be included.*
2. Ten minutes for dwelling units two or more stories in height or equal to or greater than 2,000 square feet (186 m²) in area. *For the purpose of determining the area of the dwelling unit, the area of attached garages and attached open carports, porches, balconies, and patios shall not be included.*

Where a well system, a water supply tank system, a pump, or a combination thereof is used, *the water supply shall serve both domestic and fire sprinkler systems.* Any combination of well capacity and tank storage shall be permitted to meet the capacity requirement.

[Editors note- 3.15.3.5.3 and R313.3.5.3.1 should be shown as model code text, not italicized. Code sections are from 2015 IRC P2902.5.4 and P2902.5.4.1]

R313.3.5.3 Connections to automatic fire sprinkler systems. The potable water supply to automatic fire sprinkler systems shall be protected against backflow by a double check backflow prevention assembly, a double check fire protection backflow prevention assembly, a reduced pressure principle backflow prevention assembly or a reduced pressure principle fire protection backflow prevention assembly.

Exception: ~~Where systems are installed as a portion of the water distribution system in accordance with the requirements of this code and are not provided with a fire department connection~~ *Where permitted by Section R313.3.1.1, backflow protection for the water supply system shall not be required.*

R313.3.5.3.1 Additives or nonpotable source. Where systems contain chemical additives or antifreeze, or where systems are connected to a nonpotable secondary water supply, the potable water supply shall be protected against backflow by a reduced pressure principle backflow prevention assembly or a reduced pressure principle fire protection backflow prevention assembly. Where chemical additives or antifreeze is added to only a portion of an automatic fire sprinkler or standpipe system, the reduced pressure principle fire protection backflow preventer shall be permitted to be located so as to isolate that portion of the system.

R313.3.6 Pipe sizing. The piping to sprinklers shall be sized for the flow required by Section R313.3.4.2. The flow required to supply the plumbing fixtures shall not be required to be added to the sprinkler design flow.

R313.3.6.1 Method of sizing pipe. Piping supplying sprinklers shall be sized using the prescriptive method in Section R313.3.6.2 or by hydraulic calculation in accordance with NFPA 13D. The minimum pipe size from the water supply source to any sprinkler shall be 3/4 inch (19 mm) nominal. Threaded adapter fittings at the point where sprinklers are attached to the piping shall be not less than 1/2 inch (13 mm) nominal.

R313.3.6.2 Prescriptive pipe sizing method. Pipe shall be sized by determining the available pressure to offset friction loss in piping and identifying a piping material, diameter and length using the equation in Section R313.3.6.2.1 and the procedure in Section R313.3.6.2.2.

R313.3.6.2.1 Available pressure equation. The pressure available to offset friction loss in the interior piping system (P_t) shall be determined in accordance with the Equation 29-1.

$$P_t = P_{sup} - P_{Lsvc} - P_{Lm} - P_{Ld} - P_{Le} - P_{sp} \text{ (Equation 29-1)}$$

where:

P_t = Pressure used in applying Tables R313.3.6.2(4) through R313.3.6.2(9).

P_{sup} = Pressure available from the water supply source.

P_{Lsvc} = Pressure loss in the water-service pipe.

P_{Lm} = Pressure loss in the water meter.

P_{Ld} = Pressure loss from devices other than the water meter.

P_{Le} = Pressure loss associated with changes in elevation.

P_{sp} = Maximum pressure required by a sprinkler.

R313.3.6.2.2 Calculation procedure. Determination of the required size for water distribution piping shall be in accordance with the following procedure:

Step 1—Determine P_{sup}

Obtain the static supply pressure that will be available from the water main from the water purveyor, or for an individual source, the available supply pressure shall be in accordance with Section R313.3.5.1.

Step 2—Determine PL_{svc}

Use Table R313.3.6.2(1) to determine the pressure loss in the water service pipe based on the selected size of the water service.

Step 3—Determine PL_m

Use Table R313.3.6.2(2) to determine the pressure loss from the water meter, based on the selected water meter size.

Step 4—Determine PL_d

Determine the pressure loss from devices other than the water meter installed in the piping system supplying sprinklers, such as pressure-reducing valves, backflow preventers, water softeners or water filters. Device pressure losses shall be based on the device manufacturer's specifications. The flow rate used to determine pressure loss shall be the rate from Section R313.3.4.2, except that 5 gpm (0.3 L/s) shall be added where the device is installed in a water-service pipe that supplies more than one dwelling. As alternative to deducting pressure loss for a device, an automatic bypass valve shall be installed to divert flow around the device when a sprinkler activates.

Step 5 – Determine PL_e

Use Table R313.3.6.2(3) to determine the pressure loss associated with changes in elevation. The elevation used in applying the table shall be the difference between the elevation where the water source pressure was measured and the elevation of the highest sprinkler.

Step 6 – Determine P_{sp}

Determine the maximum pressure required by any individual sprinkler based on the flow rate from Section R313.3.4.1. The required pressure is provided in the sprinkler manufacturer's published data for the specific sprinkler model based on the selected flow rate.

Step 7 – Calculate P_t

Using Equation 29-1, calculate the pressure available to offset friction loss in water-distribution piping between the service valve and the sprinklers.

Step 8 –Determine the maximum allowable pipe length

Use Tables R313.3.6.2(4) through R313.3.6.2(9) to select a material and size for water distribution piping. The piping material and size shall be acceptable if the *developed length* of pipe between the service valve and the most remote sprinkler does not exceed the maximum allowable length specified by the applicable table. Interpolation of P_t between the tabular values shall be permitted.

The maximum allowable length of piping in Tables R313.3.6.2(4) through R313.3.6.2(9) incorporates an adjustment for pipe fittings. Additional consideration of friction losses associated with pipe fittings shall not be required.

R313.3.7 Instructions and signs. An owner's manual for the fire sprinkler system shall be provided to the owner. A sign or valve tag shall be installed at the main shutoff valve to the water distribution system stating the following: "Warning, the water system for this home supplies fire sprinklers that require certain flows and pressures to fight a fire. Devices that restrict the flow or decrease the pressure or automatically shut off the water to the fire sprinkler system, such as water softeners, filtration systems and automatic shutoff valves, shall not be added to this system without a review of the fire sprinkler system by a fire protection specialist. Do not remove this sign."

R313.3.8 Inspections. The water distribution system shall be inspected in accordance with Sections R313.3.8.1 and R313.3.8.2.

R313.3.8.1 Preconcealment inspection. The following items shall be verified prior to the concealment of any sprinkler system piping:

1. Sprinklers are installed in all areas as required by Section ~~R313.3.1.1~~ **R313.3.1.2**
2. Where sprinkler water spray patterns are obstructed by construction features, luminaires or ceiling fans, additional sprinklers are installed as required by Section ~~R313.3.2.4.2~~.
3. Sprinklers are the correct temperature rating and are installed at or beyond the required separation distances from heat sources as required by Sections ~~R313.3.2.1~~ and ~~R313.3.2.2~~.
4. The pipe size equals or exceeds the size used in applying Tables ~~R313.3.6.2(4)~~ through ~~R313.3.6.2(9)~~ or, if the piping system was hydraulically calculated in accordance with Section ~~R313.3.6.1~~, the size used in the hydraulic calculation.
5. The pipe length does not exceed the length permitted by Tables ~~R313.3.6.2(4)~~ through ~~R313.3.6.2(9)~~ or, if the piping system was hydraulically calculated in accordance with Section ~~R313.3.6.1~~, pipe lengths and fittings do not exceed those used in the hydraulic calculation.
6. Nonmetallic piping that conveys water to sprinklers is listed for use with fire sprinklers.
7. Piping is supported in accordance with the pipe manufacturer's and sprinkler manufacturer's installation instructions.
8. The piping system is tested in accordance with *the California Plumbing Code*.

R313.3.8.2 Final inspection. The following items shall be verified upon completion of the system:

1. Sprinkler are not painted, damaged or otherwise hindered from operation.
2. Where a pump is required to provide water to the system, the pump starts automatically upon system water demand.
3. Pressure-reducing valves, water softeners, water filters or other impairments to water flow that were not part of the original design have not been installed.
4. The sign or valve tag required by Section ~~R313.3.7~~ is installed and the owner's manual for the system is present.

TABLE R313.3.6.2(1)
WATER SERVICE PRESSURE LOSS (PL_{svc})_{a,b}

FLOW RATE _c (gpm)	3/4 INCH WATER SERVICE PRESSURE LOSS (psi)				1 INCH WATER SERVICE PRESSURE LOSS (psi)				1 1/4 INCH WATER SERVICE PRESSURE LOSS (psi)			
	Length of water service pipe (feet)				Length of water service pipe (feet)				Length of water service pipe (feet)			
	40 or less	41 to 75	76 to 100	101 to 150	40 or less	41 to 75	76 to 100	101 to 150	40 or less	41 to 75	76 to 100	101 to 150
8	5.1	8.7	11.8	17.4	1.5	2.5	3.4	5.1	0.6	1.0	1.3	1.9
10	7.7	13.1	17.8	26.3	2.3	3.8	5.2	7.7	0.8	1.4	2.0	2.9
12	10.8	18.4	24.9	NP	3.2	5.4	7.3	10.7	1.2	2.0	2.7	4.0
14	14.4	24.5	NP	NP	4.2	7.1	9.6	14.3	1.6	2.7	3.6	5.4
16	18.4	NP	NP	NP	5.4	9.1	12.4	18.3	2.0	3.4	4.7	6.9
18	22.9	NP	NP	NP	6.7	11.4	15.4	22.7	2.5	4.3	5.8	8.6
20	27.8	NP	NP	NP	8.1	13.8	18.7	27.6	3.1	5.2	7.0	10.4
22	NP	NP	NP	NP	9.7	16.5	22.3	NP	3.7	6.2	8.4	12.4
24	NP	NP	NP	NP	11.4	19.3	26.2	NP	4.3	7.3	9.9	14.6
26	NP	NP	NP	NP	13.2	22.4	NP	NP	5.0	8.5	11.4	16.9
28	NP	NP	NP	NP	15.1	25.7	NP	NP	5.7	9.7	13.1	19.4
30	NP	NP	NP	NP	17.2	NP	NP	NP	6.5	11.0	14.9	22.0
32	NP	NP	NP	NP	19.4	NP	NP	NP	7.3	12.4	16.8	24.8

34	NP	NP	NP	NP	21.7	NP	NP	NP	8.2	13.9	18.8	NP
36	NP	NP	NP	NP	24.1	NP	NP	NP	9.1	15.4	20.9	NP

For SI: 1 inch = 25.4 mm, 1 foot = 304.8 mm, 1 gallon per minute = 0.063 L/s, 1 pound per square inch = 6.895 kPa.
NP - Not permitted. Pressure loss exceeds reasonable limits.

- Values are applicable for underground piping materials listed in *the California Plumbing Code* and are based on an SDR of 11 and a Hazen Williams C Factor of 150.
- Values include the following length allowances for fittings: 25% length increase for actual lengths up to 100 feet and 15% length increase for actual lengths over 100 feet.
- Flow rate from Section R313.3.4.2. Add 5 gpm to the flow rate required by Section R313.3.4.2 where the water-service pipe supplies more than one dwelling.

TABLE R313.3.6.2(2)
MINIMUM WATER METER PRESSURE LOSS (PL_m)^a

FLOW RATE (gallons per minute, gpm) ^b	5/8 INCH METER PRESSURE LOSS (pounds per square inch, psi)	3/4 INCH METER PRESSURE LOSS (pounds per square inch, psi)	1 INCH METER PRESSURE LOSS (pounds per square inch, psi)
8	2	1	1
10	3	1	1
12	4	1	1
14	5	2	1
16	7	3	1
18	9	4	1
20	11	4	2
22	NP	5	2
24	NP	5	2
26	NP	6	2
28	NP	6	2
30	NP	7	2
32	NP	7	3
34	NP	8	3
36	NP	8	3

For SI: 1 inch = 25.4 mm, 1 pound per square inch = 6.895 kPa, 1 gallon per minute = 0.063 L/s.
NP - Not permitted unless the actual water meter pressure loss is known.

- Table R313.3.6.2(2) establishes conservative values for water meter pressure loss or installations where the water meter loss is unknown. Where the actual water meter pressure loss is known, P_m shall be the actual loss.
- Flow rate from Section R313.3.4.2. Add 5 gpm to the flow rate required by Section R313.3.4.2 where the water-service pipe supplies more than one dwelling.

TABLE R313.3.6.2(3)
ELEVATION LOSS (PL_e)

ELEVATION (feet)	PRESSURE LOSS (psi)
5	2.2
10	4.4
15	6.5

20	8.7
25	10.9
30	13
35	15.2
40	17.4

For SI: 1 foot = 304.8 mm, 1 pound per square inch = 6.895 kPa.

TABLE R313.3.6.2(4)
ALLOWABLE PIPE LENGTH FOR 3/4 INCH TYPE M COPPER WATER TUBING

SPRINKLER FLOW RATE ^a (gpm)	WATER DISTRIBUTION SIZE (inch)	AVAILABLE PRESSURE - Pt (psi)									
		15	20	25	30	35	40	45	50	55	60
		Allowable length of pipe from service valve to farthest sprinkler (feet)									
8	3/4	217	289	361	434	506	578	650	723	795	867
9	3/4	174	232	291	349	407	465	523	581	639	697
10	3/4	143	191	239	287	335	383	430	478	526	574
11	3/4	120	160	200	241	281	321	361	401	441	481
12	3/4	102	137	171	205	239	273	307	341	375	410
13	3/4	88	118	147	177	206	235	265	294	324	353
14	3/4	77	103	128	154	180	205	231	257	282	308
15	3/4	68	90	113	136	158	181	203	226	248	271
16	3/4	60	80	100	120	140	160	180	200	220	241
17	3/4	54	72	90	108	125	143	161	179	197	215
18	3/4	48	64	81	97	113	129	145	161	177	193
19	3/4	44	58	73	88	102	117	131	146	160	175
20	3/4	40	53	66	80	93	106	119	133	146	159
21	3/4	36	48	61	73	85	97	109	121	133	145
22	3/4	33	44	56	67	78	89	100	111	122	133
23	3/4	31	41	51	61	72	82	92	102	113	123
24	3/4	28	38	47	57	66	76	85	95	104	114
25	3/4	26	35	44	53	61	70	79	88	97	105
26	3/4	24	33	41	49	57	65	73	82	90	98
27	3/4	23	30	38	46	53	61	69	76	84	91
28	3/4	21	28	36	43	50	57	64	71	78	85
29	3/4	20	27	33	40	47	53	60	67	73	80
30	3/4	19	25	31	38	44	50	56	63	69	75
31	3/4	18	24	29	35	41	47	53	59	65	71
32	3/4	17	22	28	33	39	44	50	56	61	67
33	3/4	16	21	26	32	37	42	47	53	58	63

STATE OF CALIFORNIA
BUILDING STANDARDS COMMISSION

34	3/4	NP	20	25	30	35	40	45	50	55	60
35	3/4	NP	19	24	28	33	38	42	47	52	57
36	3/4	NP	18	22	27	31	36	40	45	49	54
37	3/4	NP	17	21	26	30	34	38	43	47	51
38	3/4	NP	16	20	24	28	32	36	40	45	49
39	3/4	NP	15	19	23	27	31	35	39	42	46
40	3/4	NP	NP	18	22	26	29	33	37	40	44

For SI: 1 inch = 25.4 mm, 1 foot = 304.8 mm, 1 pound per square inch = 6.895 kPa, 1 gallon per minute = 0.963 L/s.

NP - Not permitted

a. Flow rate from Section R313.3.4.2.

TABLE R313.3.6.2(5)
ALLOWABLE PIPE LENGTH FOR 1 INCH TYPE M COPPER WATER TUBING

SPRINKLER FLOW RATE ^a (gpm)	WATER DISTRIBUTION SIZE (inch)	AVAILABLE PRESSURE - Pt (psi)									
		15	20	25	30	35	40	45	50	55	60
		Allowable length of pipe from service valve to farthest sprinkler (feet)									
8	1	806	1075	1343	1612	1881	2149	2418	2687	2955	3224
9	1	648	864	1080	1296	1512	1728	1945	2161	2377	2593
10	1	533	711	889	1067	1245	1422	1600	1778	1956	2134
11	1	447	586	745	894	1043	1192	1341	1491	1640	1789
12	1	381	508	634	761	888	1015	1142	1269	1396	1523
13	1	328	438	547	657	766	875	985	1094	1204	1313
14	1	286	382	477	572	668	763	859	954	1049	1145
15	1	252	336	420	504	588	672	756	840	924	1008
16	1	224	298	373	447	522	596	671	745	820	894
17	1	200	266	333	400	466	533	600	666	733	799
18	1	180	240	300	360	420	479	539	599	659	719
19	1	163	217	271	325	380	434	488	542	597	651
20	1	148	197	247	296	345	395	444	493	543	592
21	1	135	180	225	270	315	360	406	451	496	541
22	1	124	165	207	248	289	331	372	413	455	496
23	1	114	152	190	228	267	305	343	381	419	457
24	1	106	141	176	211	246	282	317	352	387	422
25	1	98	131	163	196	228	261	294	326	359	392
26	1	91	121	152	182	212	243	273	304	334	364
27	1	85	113	142	170	198	226	255	283	311	340
28	1	79	106	132	159	185	212	238	265	291	318
29	1	74	99	124	149	174	198	223	248	273	298
30	1	70	93	116	140	163	186	210	233	256	280

STATE OF CALIFORNIA
BUILDING STANDARDS COMMISSION

31	1	66	88	110	132	153	175	197	219	241	263
32	1	62	83	103	124	145	165	186	207	227	248
33	1	59	78	98	117	137	156	176	195	215	234
34	1	55	74	92	111	129	148	166	185	203	222
35	1	53	70	88	105	123	140	158	175	193	210
36	1	50	66	83	100	116	133	150	166	183	199
37	1	47	63	79	95	111	126	142	158	174	190
38	1	45	60	75	90	105	120	135	150	165	181
39	1	43	57	72	86	100	115	129	143	158	172
40	1	41	55	68	82	96	109	123	137	150	164

For SI: 1 inch = 25.4 mm, 1 foot = 304.8 mm, 1 pound per square inch = 6.895 kPa, 1 gallon per minute = 0.963 L/s.
a. Flow rate from Section R313.3.4.2.

TABLE R313.3.6.2(6)
ALLOWABLE PIPE LENGTH FOR 3/4 INCH CPVC PIPE

SPRINKLER FLOW RATE ^a (gpm)	WATER DISTRIBUTION SIZE (inch)	AVAILABLE PRESSURE - P _t (psi)									
		15	20	25	30	35	40	45	50	55	60
		Allowable length of pipe from service valve to farthest sprinkler (feet)									
8	3/4	348	465	581	697	813	929	1045	1161	1278	1394
9	3/4	280	374	467	560	654	747	841	934	1027	1121
10	3/4	231	307	384	461	538	615	692	769	845	922
11	3/4	193	258	322	387	451	515	580	644	709	773
12	3/4	165	219	274	329	384	439	494	549	603	658
13	3/4	142	189	237	284	331	378	426	473	520	568
14	3/4	124	165	206	247	289	330	371	412	454	495
15	3/4	109	145	182	218	254	290	327	363	399	436
16	3/4	97	129	161	193	226	258	290	322	354	387
17	3/4	86	115	144	173	202	230	259	288	317	346
18	3/4	78	104	130	155	181	207	233	259	285	311
19	3/4	70	94	117	141	164	188	211	234	258	281
20	3/4	64	85	107	128	149	171	192	213	235	256
21	3/4	58	78	97	117	136	156	175	195	214	234
22	3/4	54	71	89	107	125	143	161	179	197	214
23	3/4	49	66	82	99	115	132	148	165	181	198
24	3/4	46	61	76	91	107	122	137	152	167	183
25	3/4	42	56	71	85	99	113	127	141	155	169
26	3/4	39	52	66	79	92	105	118	131	144	157
27	3/4	37	49	61	73	86	98	110	122	135	147

28	3/4	34	46	57	69	80	92	103	114	126	137
29	3/4	32	43	54	64	75	86	96	107	118	129
30	3/4	30	40	50	60	70	81	91	101	111	121
31	3/4	28	38	47	57	66	76	85	95	104	114
32	3/4	27	36	45	54	63	71	80	89	98	107
33	3/4	25	34	42	51	59	68	76	84	93	101
34	3/4	24	32	40	48	56	64	72	80	88	96
35	3/4	23	30	38	45	53	61	68	76	83	91
36	3/4	22	29	36	43	50	57	65	72	79	86
37	3/4	20	27	34	41	48	55	61	68	75	82
38	3/4	20	26	33	39	46	52	59	65	72	78
39	3/4	19	25	31	37	43	50	56	62	68	74
40	3/4	18	24	30	35	41	47	53	59	65	71

For SI: 1 inch = 25.4 mm, 1 foot = 304.8 mm, 1 pound per square inch = 6.895 kPa, 1 gallon per minute = 0.963 L/s.

a. Flow rate from Section R313.3.4.2.

TABLE R313.3.6.2(7)
ALLOWABLE PIPE LENGTH FOR 1 INCH CPVC PIPE

SPRINKLER FLOW RATE ^a (gpm)	WATER DISTRIBUTION SIZE (inch)	AVAILABLE PRESSURE - Pt (psi)									
		15	20	25	30	35	40	45	50	55	60
		Allowable length of pipe from service valve to farthest sprinkler (feet)									
8	1	1049	1398	1748	2098	2447	2797	3146	3496	3845	4195
9	1	843	1125	1406	1687	1968	2249	2530	2811	3093	3374
10	1	694	925	1157	1388	1619	1851	2082	2314	2545	2776
11	1	582	776	970	1164	1358	1552	1746	1940	2133	2327
12	1	495	660	826	991	1156	1321	1486	1651	1816	1981
13	1	427	570	712	854	997	1139	1281	1424	1566	1709
14	1	372	497	621	745	869	993	1117	1241	1366	1490
15	1	328	437	546	656	765	874	983	1093	1202	1311
16	1	291	388	485	582	679	776	873	970	1067	1164
17	1	260	347	433	520	607	693	780	867	954	1040
18	1	234	312	390	468	546	624	702	780	858	936
19	1	212	282	353	423	494	565	635	706	776	847
20	1	193	257	321	385	449	513	578	642	706	770
21	1	176	235	293	352	410	469	528	586	645	704
22	1	161	215	269	323	377	430	484	538	592	646
23	1	149	198	248	297	347	396	446	496	545	595
24	1	137	183	229	275	321	366	412	458	504	550

STATE OF CALIFORNIA
BUILDING STANDARDS COMMISSION

25	1	127	170	212	255	297	340	382	425	467	510
26	1	118	158	197	237	276	316	355	395	434	474
27	1	111	147	184	221	258	295	332	368	405	442
28	1	103	138	172	207	241	275	310	344	379	413
29	1	97	129	161	194	226	258	290	323	355	387
30	1	91	121	152	182	212	242	273	303	333	364
31	1	86	114	143	171	200	228	257	285	314	342
32	1	81	108	134	161	188	215	242	269	296	323
33	1	76	102	127	152	178	203	229	254	280	305
34	1	72	96	120	144	168	192	216	240	265	289
35	1	68	91	114	137	160	182	205	228	251	273
36	1	65	87	108	130	151	173	195	216	238	260
37	1	62	82	103	123	144	165	185	206	226	247
38	1	59	78	98	117	137	157	176	196	215	235
39	1	56	75	93	112	131	149	168	187	205	224
40	1	53	71	89	107	125	142	160	178	196	214

For SI: 1 inch = 25.4 mm, 1 foot = 304.8 mm, 1 pound per square inch = 6.895 kPa, 1 gallon per minute = 0.963 L/s.
a. Flow rate from Section R313.3.4.2.

TABLE R313.3.6.2(8)
ALLOWABLE PIPE LENGTH FOR 3/4 INCH PEX AND PE-RT TUBING

SPRINKLER FLOW RATE ^a (gpm)	WATER DISTRIBUTION SIZE (inch)	AVAILABLE PRESSURE - Pt (psi)									
		15	20	25	30	35	40	45	50	55	60
		Allowable length of pipe from service valve to farthest sprinkler (feet)									
8	3/4	93	123	154	185	216	247	278	309	339	370
9	3/4	74	99	124	149	174	199	223	248	273	298
10	3/4	61	82	102	123	143	163	184	204	225	245
11	3/4	51	68	86	103	120	137	154	171	188	205
12	3/4	44	58	73	87	102	117	131	146	160	175
13	3/4	38	50	63	75	88	101	113	126	138	151
14	3/4	33	44	55	66	77	88	99	110	121	132
15	3/4	29	39	48	58	68	77	87	96	106	116
16	3/4	26	34	43	51	60	68	77	86	94	103
17	3/4	23	31	38	46	54	61	69	77	84	92
18	3/4	21	28	34	41	48	55	62	69	76	83
19	3/4	19	25	31	37	44	50	56	62	69	75
20	3/4	17	23	28	34	40	45	51	57	62	68
21	3/4	16	21	26	31	36	41	47	52	57	62

STATE OF CALIFORNIA
BUILDING STANDARDS COMMISSION

22	3/4	NP	19	24	28	33	38	43	47	52	57
23	3/4	NP	17	22	26	31	35	39	44	48	52
24	3/4	NP	16	20	24	28	32	36	40	44	49
25	3/4	NP	NP	19	22	26	30	34	37	41	45
26	3/4	NP	NP	17	21	24	28	31	35	38	42
27	3/4	NP	NP	16	20	23	26	29	33	36	39
28	3/4	NP	NP	15	18	21	24	27	30	33	36
29	3/4	NP	NP	NP	17	20	23	26	28	31	34
30	3/4	NP	NP	NP	16	19	21	24	27	29	32
31	3/4	NP	NP	NP	15	18	20	23	25	28	30
32	3/4	NP	NP	NP	NP	17	19	21	24	26	28
33	3/4	NP	NP	NP	NP	16	18	20	22	25	27
34	3/4	NP	NP	NP	NP	NP	17	19	21	23	25
35	3/4	NP	NP	NP	NP	NP	16	18	20	22	24
36	3/4	NP	NP	NP	NP	NP	15	17	19	21	23
37	3/4	NP	NP	NP	NP	NP	NP	16	18	20	22
38	3/4	NP	NP	NP	NP	NP	NP	16	17	19	21
39	3/4	NP	NP	NP	NP	NP	NP	NP	16	18	20
40	3/4	NP	NP	NP	NP	NP	NP	NP	16	17	19

For SI: 1 inch = 25.4 mm, 1 foot = 304.8 mm, 1 pound per square inch = 6.895 kPa, 1 gallon per minute = 0.963 L/s.
NP - Not permitted.

a. Flow rate from Section R313.3.4.2.

TABLE R313.3.6.2(9)
ALLOWABLE PIPE LENGTH FOR 1 INCH PEX AND PE-RT TUBING

SPRINKLER FLOW RATE ^a (gpm)	WATER DISTRIBUTION SIZE (inch)	AVAILABLE PRESSURE - P _t (psi)									
		15	20	25	30	35	40	45	50	55	60
		Allowable length of pipe from service valve to farthest sprinkler (feet)									
8	1	314	418	523	628	732	837	941	1046	1151	1255
9	1	252	336	421	505	589	673	757	841	925	1009
10	1	208	277	346	415	485	554	623	692	761	831
11	1	174	232	290	348	406	464	522	580	638	696
12	1	148	198	247	296	346	395	445	494	543	593
13	1	128	170	213	256	298	341	383	426	469	511
14	1	111	149	186	223	260	297	334	371	409	446
15	1	98	131	163	196	229	262	294	327	360	392
16	1	87	116	145	174	203	232	261	290	319	348
17	1	78	104	130	156	182	208	233	259	285	311
18	1	70	93	117	140	163	187	210	233	257	280

STATE OF CALIFORNIA
BUILDING STANDARDS COMMISSION

19	1	63	84	106	127	148	169	190	211	232	253
20	1	58	77	96	115	134	154	173	192	211	230
21	1	53	70	88	105	123	140	158	175	193	211
22	1	48	64	80	97	113	129	145	161	177	193
23	1	44	59	74	89	104	119	133	148	163	178
24	1	41	55	69	82	96	110	123	137	151	164
25	1	38	51	64	76	89	102	114	127	140	152
26	1	35	47	59	71	83	95	106	118	130	142
27	1	33	44	55	66	77	88	99	110	121	132
28	1	31	41	52	62	72	82	93	103	113	124
29	1	29	39	48	58	68	77	87	97	106	116
30	1	27	36	45	54	63	73	82	91	100	109
31	1	26	34	43	51	60	68	77	85	94	102
32	1	24	32	40	48	56	64	72	80	89	97
33	1	23	30	38	46	53	61	68	76	84	91
34	1	22	29	36	43	50	58	65	72	79	86
35	1	20	27	34	41	48	55	61	68	75	82
36	1	19	26	32	39	45	52	58	65	71	78
37	1	18	25	31	37	43	49	55	62	68	74
38	1	18	23	29	35	41	47	53	59	64	70
39	1	17	22	28	33	39	45	50	56	61	67
40	1	16	21	27	32	37	43	48	53	59	64

For SI: 1 inch = 25.4 mm, 1 foot = 304.8 mm, 1 pound per square inch = 6.895 kPa, 1 gallon per minute = 0.963 L/s.

a. Flow rate from Section R313.3.4.2.

R314.1.1 Listings. Smoke alarms shall be listed in accordance with UL 217. Combination smoke and carbon monoxide alarms shall be listed in accordance with UL 217 and UL 2034. *Systems and components shall be California State Fire Marshal listed and approved in accordance with California Code of Regulations, Title 19, Division 1 for the purpose for which they are installed.*

R314.2.2 Alterations, repairs and additions. Where alterations, repairs or additions requiring a permit occur, or where one or more sleeping rooms are added or created in existing dwellings, the individual dwelling unit shall be equipped with smoke alarms located as required for new dwellings.

Exceptions: 1. ~~Work involving the exterior surfaces of dwellings, such as the replacement of roofing or siding, the addition or replacement of windows or doors, or the addition of a porch or deck, are exempt from the requirements of this section.~~

2. ~~Installation, alteration or repairs of plumbing or mechanical systems are exempt from the requirements of this section See Section R314.6.~~

R314.3 Location. Smoke alarms shall be installed in the following locations:

1. In each sleeping room.
2. Outside each separate sleeping area in the immediate vicinity of the bedrooms.
3. On each additional story of the dwelling, including basements and habitable attics and not including crawl spaces and uninhabitable attics. In dwellings or dwelling units with split levels and without an intervening door between the

adjacent levels, a smoke alarm installed on the upper level shall suffice for the adjacent lower level provided that the lower level is less than one full story below the upper level.

4. Smoke alarms shall be installed not less than 3 feet (914 mm) horizontally from the door or opening of a bathroom that contains a bathtub or shower unless this would prevent placement of a smoke alarm required by Section R314.3.

See Section R314.3.3 for specific location requirements.

R314.3.2 Smoke alarms. Smoke alarms shall be tested and maintained in accordance with the manufacturer's instructions. Smoke alarms that no longer function shall be replaced.

R314.3.3 Specific location requirements.

Extract from NFPA 72 Section 29.8.3.4 Specific Location Requirements*.

This extract has been provided by NFPA as amended by the Office of the State Fire Marshal and adopted by reference as follows:

29.8.3.4 Specific Location Requirements. The installation of smoke alarms and smoke detectors shall comply with the following requirements:

- (1) Smoke alarms and smoke detectors shall not be located where ambient conditions, including humidity and temperature, are outside the limits specified by the manufacturer's published instructions.
- (2) Smoke alarms and smoke detectors shall not be located within unfinished attics or garages or in other spaces where temperatures can fall below 40°F (4°C) or exceed 100°F (38°C).
- (3) Where the mounting surface could become considerably warmer or cooler than the room, such as a poorly insulated ceiling below an unfinished attic or an exterior wall, smoke alarms and smoke detectors shall be mounted on an inside wall.
- (4) Smoke alarms or smoke detectors shall be installed a minimum of 20 feet horizontal distance from a permanently installed cooking appliance.

Exception:

Ionization smoke alarms with an alarm-silencing switch or Photoelectric smoke alarms shall be permitted to be installed 10 feet (3 m) or greater from a permanently installed cooking appliance.

Photoelectric smoke alarms shall be permitted to be installed greater than 6 feet (1.8 m) from a permanently installed cooking appliance where the kitchen or cooking area and adjacent spaces have no clear interior partitions and the 10 ft distances would prohibit the placement of a smoke alarm or smoke detector required by other sections of the code. Smoke alarms listed for use in close proximity to a permanently installed cooking appliance.

- (5) *Installation near bathrooms. Smoke alarms shall be installed not less than a 3 foot (0.91 m) horizontal distance from the door or opening of a bathroom that contains a bathtub or shower unless this would prevent placement of a smoke alarm required by other sections of the code.*
- (6) Smoke alarms and smoke detectors shall not be installed within a 36 in. (910 mm) horizontal path from the supply registers of a forced air heating or cooling system and shall be installed outside of the direct airflow from those registers.
- (7) Smoke alarms and smoke detectors shall not be installed within a 36 in. (910 mm) horizontal path from the tip of the blade of a ceiling-suspended (paddle) fan.
- (8) Where stairs lead to other occupied levels, a smoke alarm or smoke detector shall be located so that smoke rising in the stairway cannot be prevented from reaching the smoke alarm or smoke detector by an intervening door or obstruction.
- (9) For stairways leading up from a basement, smoke alarms or smoke detectors shall be located on the basement ceiling near the entry to the stairs.
- (10) For tray-shaped ceilings (coffered ceilings), smoke alarms and smoke detectors shall be installed on the highest portion of the ceiling or on the sloped portion of the ceiling within 12 in. (300 mm) vertically down from the highest point.
- (11) Smoke alarms and detectors installed in rooms with joists or beams shall comply with the requirements of 17.7.3.2.4.
- (12) Heat alarms and detectors installed in rooms with joists or beams shall comply with the requirements of 17.6.3.

***For additional requirements or clarification see NFPA 72.**

~~**R314.4 Interconnection.** Where more than one smoke alarm is required to be installed within an individual dwelling unit in accordance with Section R314.3, the alarm devices shall be interconnected in such a manner that the actuation of one alarm will activate all of the alarms in the individual dwelling unit. Physical interconnection of smoke alarms shall not be required where listed wireless alarms are installed and all alarms sound upon activation of one alarm.~~

~~**Exception:** Interconnection of smoke alarms in existing areas shall not be required where alterations or repairs do not result in removal of interior wall or ceiling finishes exposing the structure, unless there is an attic, crawl space or basement available that could provide access for interconnection without the removal of interior finishes.~~

***R314.4 Interconnection.** Where more than one smoke alarm is required to be installed within an individual dwelling or sleeping unit, the smoke alarms shall be interconnected in such a manner that the activation of one alarm will activate all of the alarms in the individual unit. The alarm shall be clearly audible in all bedrooms over background noise levels with all intervening doors closed.*

Exceptions:

- 1. Interconnection is not required in buildings that are not undergoing alterations, repairs or construction of any kind.*
- 2. Smoke alarms in existing areas are not required to be interconnected where alterations or repairs do not result in the removal of interior wall or ceiling finishes exposing the structure, unless there is an attic, crawl space or basement available which could provide access for interconnection without the removal of interior finishes.*
- 3. Smoke alarms are not required to be interconnected where repairs or alterations are limited to the exterior surfaces of dwellings, such as the replacement of roofing or siding, or the addition or replacement of windows or doors, or the addition of a porch or deck.*
- 4. Smoke alarms are not required to be interconnected when work is limited to the installation, alteration or repairs of plumbing or mechanical systems or the installation, alteration or repair of electrical systems which do not result in the removal of interior wall or ceiling finishes exposing the structure.*

~~**R314.6 Power source.** Smoke alarms shall receive their primary power from the building wiring where such wiring is served from a commercial source, and where primary power is interrupted, shall receive power from a battery. Wiring shall be permanent and without a disconnecting switch other than those required for overcurrent protection.~~

~~**Exceptions:**~~

- ~~1. Smoke alarms shall be permitted to be battery operated when installed in buildings without commercial power.~~
- ~~2. Hard wiring of smoke alarms in existing areas shall not be required where the alterations or repairs do not result in the removal of interior wall or ceiling finishes exposing the structure, unless there is an attic, crawl space or basement available which could provide access for hard wiring without the removal of interior finishes.~~

***R314.6 Power source.** Smoke alarms shall receive their primary power from the building wiring provided that such wiring is served from a commercial source and shall be equipped with a battery backup. Smoke alarms with integral strobes that are not equipped with battery backup shall be connected to an emergency electrical system. Smoke alarms shall emit a signal when the batteries are low. Wiring shall be permanent and without a disconnecting switch other than as required for overcurrent protection.*

Exceptions:

- 1. Smoke alarms are permitted to be solely battery operated in existing buildings where no construction is taking place.*
- 2. Smoke alarms are permitted to be solely battery operated in buildings that are not served from a commercial power source.*
- 3. Smoke alarms are permitted to be solely battery operated in existing areas of buildings undergoing alterations or repairs that do not result in the removal of interior walls or ceiling finishes exposing the structure, unless there is an attic, crawl space or basement available which could provide access for building wiring without the removal of interior finishes.*
- 4. Smoke alarms are permitted to be solely battery operated where repairs or alterations are limited to the exterior surfaces of dwellings, such as the replacement of roofing or siding, or the addition or replacement of windows or doors, or the addition of a porch or deck.*
- 5. Smoke alarms are permitted to be solely battery operated when work is limited to the installation, alteration or repairs of plumbing or mechanical systems or the installation, alteration or repair of electrical systems which do not result in the removal of interior wall or ceiling finishes exposing the structure.*

R314.7R314.8 Existing Group R-3 occupancies.

R314.7.1R314.8.1 Existing buildings housing Group R-3 occupancies established prior to the effective date of these regulations may have their use continued if they conform or are made to conform to provisions of these regulations to the extent that reasonable and adequate life safety against the hazards of fire, panic and explosion is substantially provided. Additional means of egress, the installation of automatic sprinkler systems, automatic fire alarm system or other life safety measures, may be required to provide reasonable and adequate safety.

Note: It is the intent of this section that every existing occupancy need not mandatorily conform with the requirements for new construction. Reasonable judgment in the application of requirements must be exercised by the enforcing agency.

R314.7.2R314.8.2 For purposes of clarification, Health and Safety Code Section 13113.7 is repeated.

(a) Except as otherwise provided in this section, a smoke detector, approved and listed by the State Fire Marshal pursuant to Section 13114, shall be installed, in accordance with the manufacturer's instructions in each dwelling intended for human occupancy within the earliest applicable time period as follows:

- (1) For all dwelling units intended for human occupancy, upon the owner's application on or after January 1, 1985, for a permit for alterations, repairs, or additions, exceeding one thousand dollars (\$1,000).
- (2) For all other dwelling units intended for human occupancy on or after January 1, 1987.

However, if any local rule, regulation, or ordinance, adopted prior to the compliance dates specified in paragraphs (1) and (2) requires installation in a dwelling unit intended for human occupancy of smoke detector, which receive their power from the electrical system of the building and requires compliance with the local rule, regulation, or ordinance at a date subsequent to the dates specified in this section, the compliance date specified in the rule, regulation, or ordinance shall, but only with respect to the dwelling units specified in this section, take precedence over the dates specified in this section.

The State Fire Marshal may adopt regulations exempting dwellings intended for human occupancy with fire sprinkler systems from the provisions of this section, if he or she determines that a smoke detector is not reasonably necessary for fire safety in the occupancy.

Unless prohibited by local rules, regulations, or ordinances, a battery-operated smoke detector which otherwise meets the standards adopted pursuant to Section 13114 for smoke detectors, satisfies the requirements of this section.

(b) "Dwelling units intended for human occupancy," as used in this section, includes a duplex, lodging house, apartment complex, hotel, motel, condominium, stock cooperative, time-share project, or dwelling unit of a multiple-unit dwelling complex. For the purpose of this part, "dwelling units intended for human occupancy" does not include manufactured homes as defined in Section 18007, mobile homes as defined in Section 18008, and commercial coaches as defined in Section 18001.8.

(c) The owner of each dwelling unit subject to this section shall supply and install smoke detectors required by this section in the locations and in the manner set forth in the manufacturer's instructions, as approved by the State Fire Marshal's regulations. In the case of apartment complexes and other multiple-dwelling complexes, a smoke detector shall be installed in the common stairwells. All fire alarm warning systems supplemental to the smoke detector shall also be listed by the State Fire Marshal.

(d) A high-rise structure, as defined in subdivision (b) of Section 13210 and regulated by Chapter 3 (commencing with Section 13210), and which is used for purposes other than as dwelling units intended for human occupancy, is exempt from the requirements of this section.

(e) The owner shall be responsible for testing and maintaining detectors in hotels, motels, lodging houses, and common stairwells of apartment complexes and other multiple-dwelling complexes.

An owner or the owner's agent may enter any dwelling unit, efficiency dwelling unit, guest room, and suite owned by the owner for the purpose of installing, repairing, testing, and maintaining single station smoke detectors required by this section. Except in cases of emergency, the owner or owner's agent shall give the tenants of each such unit, room, or suite reasonable notice in writing of the intention to enter and shall enter only during normal business hours. Twenty-four hours shall be presumed to be reasonable notice in absence of evidence to the contrary.

The smoke detector shall be operable at the time that the tenant takes possession. The apartment complex tenant shall be responsible for notifying the manager or owner if the tenant becomes aware of an inoperable smoke detector within his or her unit. The owner or authorized agent shall correct any reported deficiencies in the smoke detector and shall not be in violation of this section for a deficient smoke detector when he or she has not received notice of the deficiency.

(f) A violation of this section is an infraction punishable by a maximum fine of two hundred dollars (\$200) for each offense.

(g) This section shall not affect any rights which the parties may have under any other provision of law because of the presence or absence of a smoke detector.

(h) This section shall not apply to the installation of smoke detectors in single-family dwellings or factory-built housing which is regulated by Section 13113.8, as added by Assembly Bill No. 2285 of the 1983-84 Regular Session.

~~R314.7.3~~R314.8.3 For purposes of clarification, Health and Safety Code Section 13113.8 is repeated.

(a) On and after January 1, 1986, every single-family dwelling and factory-built housing, as defined in Section 19971, which is sold shall have an operable smoke detector. The detector shall be approved and listed by the State Fire Marshal and installed in accordance with the State Fire Marshal's regulations. Unless prohibited by local rules, regulations, or ordinances, a battery-operated smoke detector shall be deemed to satisfy the requirements of this section.

(b) On and after January 1, 1986, the transferor of any real property containing a single-family dwelling, as described in subdivision (a), whether the transfer is made by sale, exchange, or real property sales contract, as defined in Section 2985 of the Civil Code, shall deliver to the transferee a written statement indicating that the transferor is in compliance with this section. The disclosure statement shall be either included in the receipt for deposit in a real estate transaction, an addendum attached thereto, or a separate document.

(c) The transferor shall deliver the statement referred to in subdivision (b) as soon as practicable before the transfer of title in the case of a sale or exchange, or prior to execution of the contract where the transfer is by a real property sales contract, as defined in Section 2985. For purposes of this subdivision, "delivery" means delivery in person or by mail to the transferee or transferor, or to any person authorized to act for him or her in the transaction, or to additional transferees who have requested delivery from the transferor in writing. Delivery to the spouse of a transferee or transferor shall be deemed delivery to a transferee or transferor, unless the contract states otherwise.

(d) This section does not apply to any of the following:

(1) Transfers which are required to be preceded by the furnishing to a prospective transferee of a copy of a public report pursuant to Section 11018.1 of the Business and Professions Code.

(2) Transfers pursuant to court order, including, but not limited to, transfers ordered by a probate court in the administration of an estate, transfers pursuant to a writ of execution, transfers by a trustee in bankruptcy, transfers by eminent domain, or transfers resulting from a decree for specific performance.

(3) Transfers to a mortgagee by a mortgagor in default, transfers to a beneficiary of a deed of trust by a trustor in default, transfers by any foreclosure sale after default, transfers by any foreclosure sale after default in an obligation secured by a mortgage, or transfers by a sale under a power of sale after a default in an obligation secured by a deed of trust or secured by any other instrument containing a power of sale.

(4) Transfers by a fiduciary in the course of the administration of a decedent's estate, guardianship, conservatorship, or trust.

(5) Transfers from one co-owner to one or more co-owners.

(6) Transfers made to a spouse, or to a person or persons in the lineal line of consanguinity of one or more of the transferors.

(7) Transfers between spouses resulting from a decree of dissolution of a marriage, from a decree of legal separation, or from a property settlement agreement incidental to either of those decrees.

(8) Transfers by the Controller in the course of administering the Unclaimed Property Law provided for in Chapter 7 (commencing with Section 1500) of Title 10 of Part 3 of the Code of Civil Procedure.

(9) Transfers under the provisions of Chapter 7 (commencing with Section 3691) or Chapter 8 (commencing with Section 3771) of Part 6 of Division 1 of the Revenue and Taxation Code.

(e) No liability shall arise, nor any action be brought or maintained against, any agent of any party to a transfer of title, including any person or entity acting in the capacity of an escrow, for any error, inaccuracy, or omission relating to the disclosure required to be made by a transferor pursuant to this section. However, this subdivision does not apply to a licensee, as defined in Section 10011 of the Business and Professions Code, where the licensee participates in the making of the disclosure required to be made pursuant to this section with actual knowledge of the falsity of the disclosure.

(f) Except as otherwise provided in this section, this section shall not be deemed to create or imply a duty upon a licensee, as defined in Section 10011 of the Business and Professions Code, or upon any agent of any party to a transfer of title, including any person or entity acting in the capacity of an escrow, to monitor or ensure compliance with this section.

(g) No transfer of title shall be invalidated on the basis of a failure to comply with this section, and the exclusive remedy for the failure to comply with this section is an award of actual damages not to exceed one hundred dollars (\$100), exclusive of any court costs and attorney's fees.

(h) Local ordinances requiring smoke detectors in single-family dwellings may be enacted or amended. However, the ordinances shall satisfy the minimum requirements of this section.

(i) For the purposes of this section, "single-family dwelling" does not include a manufactured home as defined in Section 18007, a mobilehome as defined in Section 18008, or a commercial coach as defined in Section 18001.8.

(j) This section shall not apply to the installation of smoke detectors in dwellings intended for human occupancy, as defined in and regulated by Section 13113.7 of the Health and Safety Code, as added by Senate Bill No. 1448 in the 1983-84 Regular Session.

[Editorial Note: Solar PV provisions relocated from 2013 CRC Section 331.]

R324.2 Solar thermal systems. Solar thermal systems shall be designed and installed in accordance with Chapter 23 and the ~~International~~California Fire Code.

R324.3 Photovoltaic systems. Photovoltaic systems shall be designed and installed in accordance with Sections R324.3.1 through R324.7.2.5 and NFPA-70~~California~~ Electric Code. Inverters shall be listed and labeled in accordance with UL 1741. Systems connected to the utility grid shall use inverters listed for utility interaction.

[Editorial Note: Amendment carried over from 2013 CRC R331.1]

R324.7 Access and pathways. Roof access, pathways and spacing requirements shall be provided in accordance with Sections R324.7.1 through R324.7.2.5.

Exceptions:

1. Detached, *nonhabitable Group U Structures including, but not limited to*, garages and accessory structures to one and two-family dwellings and townhouses, such as parking shade structures, carports, solar trellises and similar structures.
2. Roof access, pathways and spacing requirements need not be provided where an alternative ventilation method approved by the code official has been provided or where the code official has determined that vertical ventilation techniques will not be employed.

R324.7.2 Solar photovoltaic systems. Solar photovoltaic systems shall comply with Sections R324.7.2.1 through ~~R324.7.2.5~~R324.7.2.6.

R331.3R324.7.2.6 Ground-mounted photovoltaic arrays. Ground mounted photovoltaic arrays shall comply with this section and the California Electrical Code. Setback requirements shall not apply to ground-mounted, free-standing photovoltaic arrays. A clear, brush-free area of 10 feet (3048 mm) shall be required for ground-mounted photovoltaic arrays.

SECTION R325R335
SPECIAL PROVISIONS FOR LICENSED 24-HOUR CARE FACILITIES IN A GROUP R-3.1

R325.1R335.1 Scope. The provisions of this section shall apply to 24-hour care facilities in a Group R-3.1 occupancy licensed by a governmental agency.

R325.2R335.2 General. The provisions in this section shall apply in addition to general requirements in this code.

R325.2.1R335.2.1 Restraint shall not be practiced in a Group R-3.1 occupancy.

Exception: Occupancies which meet all the requirements for a Group I-3 occupancy.

R325.2.2R335.2.2 Pursuant to Health and Safety Code Section 13133, regulations of the state fire marshal pertaining to Occupancies classified as Residential Facilities (RF) and Residential-care Facilities for the Elderly (RCFE) shall apply uniformly throughout the state and no city, county, city and county, including a charter city or charter county, or fire protection district shall adopt or enforce any ordinance or local rule or regulation relating to fire and panic safety which is inconsistent with these regulations. A city, county, city and county, including a charter city or charter county may pursuant to Health and Safety Code Section 13143.5, or a fire protection district may pursuant to Health and Safety Code Section 13869.7, adopt standards more stringent than those adopted by the state fire marshal that are reasonably necessary to accommodate local climate, geological, or topographical conditions relating to roof coverings for Residential-care Facilities for the Elderly.

Exception: Local regulations relating to roof coverings in facilities licensed as a Residential Care Facility for the Elderly (RCFE) per Health and Safety Code Section 13133.

R325.3R335.3 Building Height and Area Provisions.

R325.3.1R335.3.1 Limitations six or less clients. Group R-3.1 occupancies where nonambulatory clients are housed above the first story, having more than two stories in height or having more than 3,000 square feet (279 m²) of floor area above the first story shall not be of less than one-hour fire-resistance-rated construction throughout.

In Group R-3.1 occupancies housing a bedridden client, the client sleeping room shall not be located above or below the first story.

Exception: Clients who become bedridden as a result of a temporary illness as defined in Health and Safety Code Sections 1566.45, 1568.0832, and 1569.72. A temporary illness is an illness, which persists for 14 days or less. A bedridden client may be retained in excess of the 14 days upon approval by the Department of Social Services and may continue to be housed on any story in a Group R-3.1 occupancy classified as a licensed residential facility.

Every licensee admitting or retaining a bedridden resident shall, within 48 hours of the resident's admission or retention in the facility, notify the local fire authority with jurisdiction of the estimated length of time the resident will retain his or her bedridden status in the facility.

R325.4R335.4 Interior Finish Provisions.

R325.4.1R335.4.1 Interior wall and ceiling finish. Group R-3.1 occupancies housing a bedridden client shall comply with Interior Wall and Ceiling Finish requirements specified for Group I-2 occupancies in Table ~~803-5803.11~~ of the California Building Code.

R325.5R335.5 Fire Protection System Provisions.

~~R325.5.2~~R335.5.2 Smoke alarms in Groups R-3.1 occupancies. Smoke alarms shall be installed where required in Section ~~R314~~. In addition to the provisions set forth in Section R314 the following shall apply:

1. Smoke alarms shall be provided throughout the habitable areas of the dwelling unit except kitchens.
2. Facilities housing a bedridden client:
 - 2.1. Smoke alarms shall receive their primary power from the building wiring when such wiring is served from a commercial source and shall be equipped with a battery backup.
 - 2.2. Smoke alarms shall be electrically interconnected so as to cause all smoke alarms to sound a distinctive alarm signal upon actuation of any single smoke alarm. Such alarm signal shall be audible throughout the facility at a minimal level of 15 db above ambient noise level. These devices need not be interconnected to any other fire alarm device, have a control panel, or be electrically supervised or provided with emergency power.

~~R325.5.2.1~~R335.5.2.1 Audible alarm signal. The audible signal shall be the standard fire alarm evacuation signal, ANSI S3.41 Audible Emergency Evacuation Signal, "three pulse temporal pattern," as described in NFPA 72.

~~R325.5.2.2~~R335.5.2.2 Hearing impaired. See Section 907.5.2.3 of the California Building Code.

~~R325.5.2.3~~R335.5.2.3 Visible alarms. Visible alarm notification appliances shall be provided in accordance with Sections 907.5.2.3.1 through 907.5.2.3.5 of the California Building Codes.

Exceptions:

1. Visible alarm notification appliances are not required in alterations, except where an existing fire alarm system is upgraded or replaced, or a new fire alarm system is installed.
2. Visible alarm notification appliances shall not be required in enclosed exit stairways, exterior exit stairs, and exterior exit ramps.
3. Visible alarm notification appliances shall not be required in elevator cars.

~~R325.5.2.4~~R335.5.2.4 Group R-3.1 Protective social care facilities which house persons who are hearing impaired, shall be provided with notification appliances for the hearing impaired installed in accordance with NFPA 72 and which shall activated upon initiation of the fire alarm system or the smoke alarms.

Exception: The use of the existing evacuation signaling scheme shall be permitted where approved by the enforcing agency.

~~R325.6~~R335.6 Means of Egress Provisions.

~~R325.6.1~~R335.6.1 General. In addition to the general means of egress requirements of Chapter 10 of the California Building Code, this section shall apply to Group R-3.1 occupancies.

~~R325.6.2~~R335.6.2 Number of exits.

~~R325.6.2.1~~R335.6.2.1 Group R-3.1 occupancies shall have a minimum of two exits.

~~R325.6.3~~R335.6.3 Egress arrangements.

~~R325.6.3.1~~R335.6.3.1 Egress through adjoining dwelling units shall not be permitted.

~~R325.6.3.2~~R335.6.3.2 Group R-3.1 occupancies housing nonambulatory clients. In a Group R-3.1 occupancy, bedrooms used by nonambulatory clients shall have access to at least one of the required exits which shall conform to one of the following:

1. Egress through a hallway or area into a bedroom in the immediate area which has an exit directly to the exterior and the corridor/hallway is constructed consistent with the dwelling unit interior walls. The hallway shall be separated from common areas by a solid wood door not less than 1 $\frac{1}{2}$ inch (35 mm) in thickness, maintained self-closing or shall be automatic closing by actuation of a smoke detector installed in accordance with Section ~~715.4.7~~16.5.9 of the California Building Code.

2. Egress through a hallway which has an exit directly to the exterior. The hallway shall be separated from the rest of the house by a wall constructed consistent with the dwelling unit interior walls and opening protected by a solid wood door not less than 1 3/8 inch (35 mm) in thickness, maintained self-closing or shall be automatic closing by actuation of a smoke detector installed in accordance with Section 715.4.7716.5.9 of the California Building Code.
3. Direct exit from the bedroom to the exterior, such doors shall be of a size as to permit the installation of a door not less than 3 feet (914 mm) in width and not less than 6 feet 8 inches (2032 mm) in height. When installed, doors shall be capable of opening at least 90 degrees and shall be so mounted that the clear width of the exit way is not less than 32 inches (813 mm).
4. Egress through an adjoining bedroom which exits to the exterior.

R325.6.3.3R335.6.3.3 Group R-3.1 occupancies housing only one bedridden clients. In Group R-3.1 occupancies housing a bedridden client and not provided with an approved automatic fire sprinkler system, all of the following shall apply:

1. In Group R-3.1 Occupancies housing a bedridden client, a direct exit to the exterior of the residence shall be provided from the client sleeping room.
2. Doors to a bedridden client's sleeping room shall be of a self-closing, positive latching 1-3/8 inch solid wood door. Such doors shall be provided with a gasket so installed as to provide a seal where the door meets the jam on both sides and across the top. Doors shall be maintained self-closing or shall be automatic closing by actuation of a smoke detector in accordance with Section 715.4.7716.5.9 of the California Building Code.
3. Group R-3.1 Occupancies housing a bedridden client, shall not have a night latch, dead bolt, security chain or any similar locking device installed on any interior door leading from a bedridden client's sleeping room to any interior area such as a corridor, hallway and or general use areas of the residence in accordance with Chapter 10 of the California Building Code.
4. The exterior exit door to a bedridden client's sleeping room shall be operable from both the interior and exterior of the residence.
5. Every required exit doorway from a bedridden client sleeping room shall be of a size as to permit the installation of a door not less than 3 feet (914 mm) in width and not less than 6 feet 8 inches (2032 mm) in height. When installed in exit doorways, exit doors shall be capable of opening at least 90 degrees and shall be so mounted that the clear width of the exit way is not less than 32 inches (813 mm).

Note: A sliding glass door can be used as an exterior exit doorway as long as it is operable from the inside and outside and the clear width of the exit way is not less than 32 inches (813mm).

R325.6.3.4R335.6.3.4 Intervening rooms. A means of exit shall not pass through more than one intervening room. A means of egress shall not pass through kitchens, storerooms, closets, garages or spaces used for similar purposes.

Exception: Kitchens which do not form separate rooms by construction.

R325.6.4R335.6.4 Changes in level. In Group R-3.1 occupancies housing nonambulatory clients interior changes in level up to 0.25 inch (6 mm) may be vertical and without edge treatment. Changes in level between 0.25 inch (6 mm) and 0.5 inch (12.7 mm) shall be beveled with a slope no greater than 1 unit vertical in 2 units horizontal (50% slope). Changes in level greater than 0.5 inch (12.7 mm) shall be accomplished by means of a ramp.

R325.6.5R335.6.5 Stairways. Group R-3.1 occupancies may continue to use existing stairways (except for winding and spiral stairways which are not permitted as a required means of egress) provided the stairs have a maximum rise of 8 inches (203 mm) with a minimum run of 9 inches (229 mm). The minimum stairway width may be 30 inches (762 mm).

R325.6.6.4R335.6.6.1 Doors within floor separations. Doors within such floor separations shall be tight fitting solid wood at least 1 3/8 inches (35 mm) in thickness. Door glazing shall not exceed 1296 square inches (32 918 mm²) with no dimension greater than 54 inches (1372 mm). Such doors shall be positive latching, smoke gasketed and shall be automatic-closing by smoke detection.

R325.6.7R335.6.7 Fences and gates. Grounds of a Residential Care for the Elderly facility serving Alzheimer clients may be fenced and gates therein equipped with locks, provided safe dispersal areas are located not less than 50 feet (15 240 mm) from the buildings. Dispersal areas shall be sized to provide an area of not less than 3 square feet (0.28

m²) per occupant. Gates shall not be installed across corridors or passageways leading to such dispersal areas unless they comply with egress requirements.

R325.6.8R335.6.8 Basement exits. One exit is required to grade level when the basement is accessible to clients.

R325.6.9R335.6.9 Delayed egress locks. See Section ~~4008.1.8.6~~1010.1.9.7 of the California Building Code.

R325.7R335.7 Request for alternate means of protection for facilities housing bedridden clients. Request for alternate means of protection shall apply to Sections ~~R325.6.8~~R335.6.8 through ~~R325.7~~R335.7. Request for approval to use an alternative material, assembly or materials, equipment, method of construction, method of installation of equipment, or means of protection shall be made in writing to the local fire authority having jurisdiction by the facility, client or the client's authorized representative. Sufficient evidence shall be submitted to substantiate the need for an alternate means of protection.

The facility, client or the client's representative or the local fire authority having jurisdiction may request a written opinion from the State Fire Marshal concerning the interpretation of the regulations promulgated by the State Fire Marshal for a particular factual dispute. The State Fire Marshal shall issue the written opinion within 45 days following the request.

Approval of a request for use of an alternative material, assembly or materials, equipment, method of construction, method of installation of equipment, or means of protection made pursuant to this section shall be limited to Group R-3.1 occupancies housing a bedridden client.

Approvals made by the local fire authority having jurisdiction and the written opinion by the State Fire Marshal shall be applicable only to the requesting facility and shall not be construed as establishing any precedent for any future request by that facility or any other facility.

R325.8R335.8 Temporarily bedridden clients. Clients who become temporarily bedridden as defined in Health and Safety Code Section 1569.72, as enforced by the Department of Social Services, may continue to be housed on any story in Group R-3.1 occupancies classified as Residential Care Facilities for the Elderly (RCFE). Every Residential Care Facility for the Elderly (RCFE) admitting or retaining a bedridden resident shall, within 48 hours of the resident's admission or retention in the facility, notify the local fire authority with jurisdiction of the estimated length of time the resident will retain his or her bedridden status in the facility.

R325.9R335.9 Group R. Buildings housing protective social-care homes or in occupancies housing inmates who are not restrained need not be of one-hour fire-resistive construction when not more than two stories in height. In no case shall individual floor areas exceed 3,000 square feet (279m²). The fire-resistive protection of the exterior walls shall not be less than one hour where such walls are located within 5 feet (1524 mm) of the property line. Openings within such walls are not permitted. Openings in exterior non-rated walls need not be protected.

SECTION ~~R326~~R336 LARGE FAMILY DAY CARE HOMES

R326.1R336.1 Large Family Day-Care Homes.

R326.2R336.2 For purposes of clarification, Health and Safety Code Section 1597.46 is repeated.

(a) A city, county, or city and county shall not prohibit large family day care homes on lots zoned for single-family dwellings, but shall do one of the following:

(1) Classify these homes as a permitted use of residential property for zoning purposes.

(2) Grant a nondiscretionary permit to use a lot zoned for a single-family dwelling to any large family day care home that complies with local ordinances prescribing reasonable standards, restrictions, and requirements concerning spacing and concentration, traffic control, parking, and noise control relating to such homes, and complies with subdivision (d) and any regulations adopted by the State Fire Marshal pursuant to that subdivision. Any noise standards shall be consistent with local noise ordinances implementing the noise element of the general plan and shall take into consideration the noise level generated by children. The permit issued pursuant

to this paragraph shall be granted by the zoning administrator, if any, or if there is no zoning administrator by the person or persons designated by the planning agency to grant such permits, upon the certification without a hearing.

(3) Require any large family day care home to apply for a permit to use a lot zoned for single-family dwellings. The zoning administrator, if any, or if there is no zoning administrator, the person or persons designated by the planning agency to handle the use permits shall review and decide the applications. The use permit shall be granted if the large family day care home complies with local ordinances, if any, prescribing reasonable standards, restrictions, and requirements concerning spacing and concentration, traffic control, parking, and noise control relating to such homes, and complies with subdivision (d) and any regulations adopted by the State Fire Marshal pursuant to that subdivision.

Any noise standards shall be consistent with local noise ordinances implementing the noise element of the general plan and shall take into consideration the noise levels generated by children.

The local government shall process any required permit as economically as possible, and fees charged for review shall not exceed the costs of the review and permit process. Not less than 10 days prior to the date on which the decision will be made on the application, the zoning administrator or person designated to handle such use permits shall give notice of the proposed use by mail or delivery to all owners shown on the last equalized assessment roll as owning real property within a 100 foot radius of the exterior boundaries of the proposed large family day care home. No hearing on the application for a permit issued pursuant to this paragraph shall be held before a decision is made unless a hearing is requested by the applicant or other affected person. The applicant or other affected person may appeal the decision. The appellant shall pay the cost, if any of the appeal.

(b) A large family day care home shall not be subject to the provisions of Division 13 (commencing with Section 21000) of the Public Resources Code.

(c) Use of a single-family dwelling for the purposes of a large family day care home shall not constitute a change of occupancy for purposes of Part 1.5 (commencing with Section 17910) of Division 13 (State Housing Law), or for purposes of local building and fire codes.

(d) Large family day care homes shall be considered as single-family residences for the purposes of the State Uniform Building Standards Code and local building and fire codes, except with respect to any additional standards specifically designed to promote the fire and life safety of the children in these homes adopted by the State Fire Marshal pursuant to this subdivision.

~~R326.3~~R336.3 Smoke Alarms. Large family day-care homes shall be equipped with State Fire Marshal approved and listed single station residential type smoke alarms. The number and placement of smoke alarms shall be determined by the enforcement authority.

~~R326.4~~R336.4 Fire Extinguishers. Large and small family day-care homes shall be equipped with a portable fire extinguisher having a minimum 2A10BC rating.

~~R326.5~~R336.5 Fire Alarm Devices. Every large family day-care home shall be provided with at least one manual device at a location approved by the authority having jurisdiction. Such device shall actuate a fire alarm signal, which shall be audible throughout the facility at a minimum level of 15 db above ambient noise level. These devices need not be interconnected to any other fire alarm device, have a control panel or be electrically supervised or provided with emergency power. Such device or devices shall be attached to the structure and may be of any type acceptable to the enforcing agent, provided that such devices are distinctive in tone and are audible throughout the structure.

~~R326.6~~R336.6 Compliance. Every large-family day care home shall comply with the provisions for Group R-3 occupancies and, if appropriate, Section ~~R326.1~~R336.1. For the purposes of Section ~~R326.1~~R336.1, the first story shall be designated as the floor used for residential occupancy nearest to the street level which provides primary access to the building.

Enforcement of the provisions shall be in accordance with the Health and Safety Code Sections 13145 and 13146. No city, county, city and county, or district shall adopt or enforce any building ordinance or local rule or regulation relating to the subject of fire and life safety in large-family day-care homes which is inconsistent with those standards

adopted by the State Fire Marshal, except to the extent the building ordinance or local rule or regulation applies to single-family residences in which day care is not provided.

R326.7R336.7 Special Hazards. Every unenclosed gas-fired water heater or furnace which is within the area used for child care in a large family day-care home shall be protected in such a way as to prevent children from making contact with those appliances.

Exception: This does not apply to kitchen stoves or ovens.

R326.8R336.8 Exiting. Every story or basement of a large family day-care home shall be provided with two exits which are remotely located from each other. Every required exit shall be of a size to permit the installation of a door not less than 32 inches (813mm) in clear width and not less than 6 feet 8 inches (2032 mm) in height. A manually operated horizontal sliding door may be used as one of the two required exits.

Where basements are used for day-care purposes, one of the two required exits shall provide access directly to the exterior without entering the first story. The second exit from the basement may either pass through the story above or exit directly to the exterior.

Rooms used for day-care purposes shall not be located above the first story.

Exception: Buildings equipped with an automatic sprinkler system throughout and which have at least one of the required exits providing access directly to the exterior. NFPA 13R may be used in large family day-care homes. The sprinkler omissions of NFPA 13R shall not apply unless approved by the enforcing agency.

Exit doors, including manually operated horizontal sliding doors, shall be openable from the inside without use of a key or any special knowledge or effort.

SECTION R327R337 MATERIALS AND CONSTRUCTION METHODS FOR EXTERIOR WILDFIRE EXPOSURE

SECTION R327.4R337.1 SCOPE, PURPOSE, AND APPLICATION

R327.4.1R337.1.1 Scope. This chapter applies to building materials, systems and or assemblies used in the exterior design and construction of new buildings located within a Wildland-Urban Interface Fire Area as defined in Section R327.2AR337.2A.

R327.4.2R337.1.2 Purpose. The purpose of this Chapter is to establish minimum standards for the protection of life and property by increasing the ability of a building located in any Fire Hazard Severity Zone within State Responsibility Areas or any Wildland-Urban Interface Fire Area to resist the intrusion of flame or burning embers projected by a vegetation fire and contributes to a systematic reduction in conflagration losses.

R327.4.3R337.1.3 Application. New buildings located in any Fire Hazard Severity Zone or any Wildland-Urban Interface Fire Area designated by the enforcing agency constructed after the application date shall comply with the provisions of this chapter.

Exceptions:

1. Buildings of an accessory character classified as a Group U occupancy and not exceeding 120 square feet in floor area, when located at least 30 feet from an applicable building.
2. Buildings of an accessory character classified as Group U occupancy of any size located least 50 feet from an applicable building.
3. Buildings classified as a Group U Agricultural Building, as defined in Section 202 of this code (see also Appendix C – Group U Agricultural Buildings), when located at least 50 feet from an applicable building.
4. Additions to and remodels of buildings originally constructed prior to the applicable application date.

R327.4.3.1R337.1.3.1 Application date and where required. New buildings for which an application for a building permit is submitted on or after July 1, 2008 located in any Fire Hazard Severity Zone or Wildland Interface Fire Area shall comply with all sections of this chapter, including all of the following areas:

1. All unincorporated lands designated by the State Board of Forestry and Fire Protection as State Responsibility Area (SRA) including:
 - 1.1. Moderate Fire Hazard Severity Zones
 - 1.2. High Fire Hazard Severity Zones
 - 1.3. Very-High Fire Hazard Severity Zones
2. Land designated as Very-High Fire Hazard Severity Zone by cities and other local agencies.
3. Land designated as Wildland Interface Fire Area by cities and other local agencies.

Exceptions:

1. New buildings located in any Fire Hazard Severity Zone within State Responsibility Areas, for which an application for a building permit is submitted on or after January 1, 2008, shall comply with all sections of this chapter.
2. New buildings located in any Fire Hazard Severity Zone within State Responsibility Areas or any Wildland Interface Fire Area designated by cities and other local agencies for which an application for a building permit is submitted on or after December 1, 2005 but prior to July 1, 2008, shall only comply with the following sections of this chapter:
 - 2.1. Section ~~R327-5~~R337.5 – Roofing
 - 2.2. Section ~~R327-6~~R337.6 – Vents

~~R327-4~~R337.1.4 Inspection and certification. Building permit applications and final completion approvals for buildings within the scope and application of this chapter shall comply with the following:

1. **Building permit issuance.** The local building official shall, prior to construction, provide the owner or applicant a certification that the building as proposed to be built complies with all applicable state and local building standards, including those for materials and construction methods for wildfire exposure as described in this Chapter. Issuance of a building permit by the local building official for the proposed building shall be considered as complying with this section.
2. **Building permit final.** The local building official shall, upon completion of construction, provide the owner or applicant with a copy of the final inspection report that demonstrates the building was constructed in compliance with all applicable state and local building standards, including those for materials and construction methods for wildfire exposure as described in this Chapter. Issuance of a certificate of occupancy by the local building official for the proposed building shall be considered as complying with this section.

~~R327-4~~R337.1.5 Vegetation management compliance. Prior to building permit final approval, the property shall be in compliance with the vegetation management requirements prescribed in California Fire Code section 4906, including California Public Resources Code 4291 or California Government Code Section 51182. Acceptable methods of compliance inspection and documentation shall be determined by the enforcing agency and may include any of the following:

1. Local, state, or federal fire authority or designee authorized to enforce vegetation management requirements.
2. Enforcing agency.
3. Third party inspection and certification authorized to enforce vegetation management requirements.
4. Property owner certification authorized by the enforcing agency.

**SECTION ~~R327-2~~R337.2
DEFINITIONS**

For the purposes of this chapter, certain terms are defined below:

CDF DIRECTOR means the Director of the California Department of Forestry and Fire Protection.

EXTERIOR COVERING. The exposed siding or cladding material applied to the exterior side of an exterior wall, roof eave soffit, floor projection, or exposed underfloor framing.

FIRE PROTECTION PLAN is a document prepared for a specific project or development proposed for a Wildland-Urban Interface Fire Area. It describes ways to minimize and mitigate potential for loss from wildfire exposure. The Fire Protection Plan shall be in accordance with this chapter and the California Fire Code, Chapter 49. When required by the enforcing agency for the purposes of granting modifications, a fire protection plan shall be submitted. Only locally adopted ordinances that have been filed with the California Building Standards Commission or the Department of Housing and Community Development in accordance with Section 1.1.8 shall apply.

FIRE HAZARD SEVERITY ZONES are geographical areas designated pursuant to California Public Resources Codes Sections 4201 through 4204 and classified as Very High, High, or Moderate in State Responsibility Areas or as Local Agency Very High Fire Hazard Severity Zones designated pursuant to California Government Code Sections 51175 through 51189. See California Fire Code Article 86.

The California Code of Regulations, Title 14, Section 1280 entitles the maps of these geographical areas as "Maps of the Fire Hazard Severity Zones in the State Responsibility Area of California."

HEAVY TIMBER. A type of construction classification specified in Section R602. For use in this Chapter, Heavy Timber shall be sawn lumber or glue laminated wood with the smallest minimum nominal dimension of 4 inches (102 mm). Heavy Timber walls or floors shall be sawn or glue-laminated planks splined, tongue-and-groove, or set close together and well spiked.

IGNITION-RESISTANT MATERIAL A type of building material that resists ignition or sustained flaming combustion sufficiently so as to reduce losses from wildland-urban interface conflagrations under worst-case weather and fuel conditions with wildfire exposure of burning embers and small flames, as prescribed in Section 703AR337.3 and SFM Standard 12-7A-5, Ignition-Resistant Material.

LOCAL AGENCY VERY HIGH FIRE HAZARD SEVERITY ZONE means an area designated by a local agency upon the recommendation of the CDF Director pursuant to Government Code Sections 51177(c), 51178 and 5118 that is not a state responsibility area and where a local agency, city, county, city and county, or district is responsible for fire protection.

LOG WALL CONSTRUCTION. A type of construction in which exterior walls are constructed of solid wood members and where the smallest horizontal dimension of each solid wood member is at least 6 inches (152 mm).

RAFTER TAIL. The portion of roof rafter framing in a sloping roof assembly that projects beyond and overhangs an exterior wall.

ROOF EAVE. The lower portion of a sloping roof assembly that projects beyond and overhangs an exterior wall at the lower end of the rafter tails. Roof eaves may be either "open" or "enclosed." Open Roof Eaves have exposed rafter tails and an unenclosed space on the underside of the roof deck. Enclosed Roof Eaves have a boxed-in Roof Eave Soffit with a horizontal underside or sloping rafter tails with an exterior covering applied to the underside of the rafter tails.

ROOF EAVE SOFFIT. An enclosed boxed-in soffit under a roof eave with exterior covering material applied to the soffit framing creating a horizontal surface on the exposed underside..

STATE RESPONSIBILITY AREA means lands that are classified by the Board of Forestry pursuant to Public Resources Code Section 4125 where the financial responsibility of preventing and suppressing forest fires is primarily the responsibility of the state.

WILDFIRE is any uncontrolled fire spreading through vegetative fuels that threatens to destroy life, property, or resources as defined in Public Resources Code Sections 4103 and 4104.

WILDFIRE EXPOSURE is one or a combination of radiant heat, convective heat, direct flame contact and burning embers being projected by vegetation fire to a structure and its immediate environment.

WILDLAND-URBAN INTERFACE FIRE AREA is a geographical area identified by the state as a "Fire Hazard Severity Zone" in accordance with the Public Resources Code Sections 4201 through 4204 and Government Code Sections 51175 through 51189, or other areas designated by the enforcing agency to be at a significant risk from wildfires.

**SECTION ~~R327.3~~R337.3
STANDARDS OF QUALITY**

~~R327.3.1~~R337.3.1 General. Building material, systems, assemblies and methods of construction used in this Chapter shall be in accordance with Section ~~R327.3~~R337.3.

~~R327.3.2~~R337.3.2 Qualification by testing. Material and material assemblies tested in accordance with the requirements of Section ~~703A~~R337.3 shall be accepted for use when the results and conditions of those tests are met. Product evaluation testing of material and material assemblies shall be approved or listed by the State Fire Marshal, or identified in a current report issued by an approved agency.

~~R327.3.3~~R337.3.3 Approved agency. Product evaluation testing shall be performed by an approved agency as defined in Section 1702 of the California Building Code. The scope of accreditation for the approved agency shall include building product compliance with code.

~~R327.3.4~~R337.3.4 Labeling. Material and material assemblies tested in accordance with the requirements of section ~~R327.3~~R337.3 shall bear an identification label showing the fire test results. That identification label shall be issued by a testing and/or inspecting agency approved by the State Fire Marshal.

1. Identification mark of the approved testing and/or inspecting agency.
2. Contact and identification information of the manufacturer.
3. Model number or identification of the product or material.
4. Pre-test weathering specified in this chapter.
5. Compliance standard as described under Section ~~R327.3.7~~R337.3.7.

~~R327.3.5~~R337.3.5 Weathering and surface treatment protection.

~~R327.3.5.1~~R337.3.5.1 General. Material and material assemblies tested in accordance with the requirements of Section ~~703A~~R337.3 shall maintain their fire test performance under conditions of use when installed in accordance with the manufacturers instructions.

~~R327.3.5.2~~R337.3.5.2 Weathering. Fire-retardant-treated wood and Fire-retardant-treated wood shingles and shakes shall meet the fire test performance requirements of this Chapter after being subjected to the weathering conditions contained in the following standards, as applicable to the materials and the conditions of use.

~~R327.3.5.2.1~~R337.3.5.2.1 Fire-retardant-treated wood. Fire-retardant-treated wood shall be tested in accordance with ASTM D 2898, "Standard Practice for Accelerated Weathering of Fire-Retardant Treated Wood for Fire Testing (Method A)" and the requirements of section 2303.2 of the California Building Code.

~~R327.3.5.2.2~~R337.3.5.2.2 Fire-retardant-treated wood shingles and shakes. Fire-retardant-treated wood shingles and shakes shall be approved and listed by the State Fire Marshal in accordance with Section 208(c), Title 19 California Code of Regulations.

~~R327.3.5.3~~R337.3.5.3 Surface treatment protection. The use of paints, coatings, stains, or other surface treatments are not an approved method of protection as required in this section.

~~R327.3.6~~R337.3.6 Alternates for materials, design, tests, and methods of construction. The enforcing agency is permitted to modify the provisions of this chapter for site-specific conditions in accordance with Section 1.11.2.4. When required by the enforcing agency for the purposes of granting modifications, a fire protection plan shall be submitted in accordance with the California Fire Code, Chapter 49.

~~R327.3.7~~R337.3.7 Standards of quality. The State Fire Marshal standards for exterior wildfire exposure protection listed below and as referenced in this chapter are located in the California Referenced Standards Code, Part 12 and Chapter 35 of this code.

SFM Standard 12-7A-1, Exterior Wall Siding and Sheathing. A fire resistance test standard consisting of a 150 kW intensity direct flame exposure for a 10 minutes duration.

SFM Standard 12-7A-2, Exterior Windows. A fire resistance test standard consisting of a 150 kW intensity direct flame exposure for a 8 minutes duration.

SFM Standard 12-7A-3, . Horizontal Projection Underside A fire resistance test standard consisting of a 300 kW intensity direct flame exposure for a 10 minute duration.

SFM Standard 12-7A- 4, Decking. A two-part test consisting of a heat release rate (Part A) deck assembly combustion test with an under deck exposure of 80 kW intensity direct flame for a 3 minute duration, and a (Part B) sustained deck assembly combustion test consisting of a deck upper surface burning ember exposure with a 12 mph wind for 40 minutes using a 2.2 lb (1 kg) burning "Class A" size 12" x 12" x 2.25" (300 mm x 300 mm x 57 mm) roof test brand.

SFM Standard 12-7A-4A, Decking Alternate Method A. A heat release rate deck assembly combustion test with an under deck exposure of 80 kW intensity direct flame for a 3 minute duration,

SFM Standard 12-7A-5, Ignition-resistant Material. A generic building material surface burning flame spread test standard consisting of an extended 30 minute ASTM E84 or UL 723 test method as is used for Fire-Retardant-Treated wood.

SECTION ~~R327.4~~R337.4 **IGNITION RESISTANT CONSTRUCTION**

~~R327.4.1~~R337.4.1 General. The materials prescribed herein for ignition resistance shall conform to the requirements of this chapter.

~~R327.4.2~~R337.4.2 Ignition-Resistant Material. Ignition-resistant material shall be determined in accordance with the test procedures set forth in SFM Standard 12-7A-5 "Ignition-Resistant Material" or in accordance with this section.

~~R327.4.3~~R337.4.3 Alternative methods for determining ignition-resistant material. Any one of the following shall be accepted as meeting the definition of ignition-resistant material:

1. **Noncombustible material.** Material that complies with the definition for noncombustible materials in Section 202.
2. **Fire-retardant-treated wood.** Fire-retardant-treated wood identified for exterior use that complies with the requirements of Section 2303.2 of the California Building Code.
3. **Fire-retardant-treated wood shingles and shakes.** Fire-retardant-treated wood shingles and shakes, as defined in Section 1505.6 of the California Building Code and listed by State Fire Marshal for use as "Class B" roof covering, shall be accepted as an Ignition-resistant wall covering material when installed over solid sheathing.

SECTION ~~R327.5~~R337.5 **ROOFING**

~~R327.5.1~~R337.5.1 General. Roofs shall comply with the requirements of Section ~~R327.5~~R337.5 and Section R902. Roofs shall have a roofing assembly installed in accordance with its listing and the manufacturer's installation instructions.

~~R327.5.2~~R337.5.2 Roof coverings. Where the roof profile allows a space between the roof covering and roof decking, the spaces shall be constructed to prevent the intrusion of flames and embers, be firestopped with approved materials or have one layer of minimum 72 pound (32.4 kg) mineral-surfaced nonperforated cap sheet complying with ASTM D 3909 installed over the combustible decking.

~~R327.5.3~~R337.5.3 Roof valleys. Where valley flashing is installed, the flashing shall be not less than 0.019-inch (0.48 mm) No. 26 gage galvanized sheet corrosion-resistant metal installed over not less than one layer of minimum 72-pound (32.4 kg) mineral-surfaced nonperforated cap sheet complying with ASTM D 3909, at least 36-inch-wide (914 mm) running the full length of the valley.

~~R327.5.4~~R337.5.4 Roof Gutters. Roof gutters shall be provided with the means to prevent the accumulation of leaves and debris in the gutter.

SECTION ~~R327.6~~R337.6 **VENTS**

R327.6.1R337.6.1 General. Where provided, ventilation openings for enclosed attics, enclosed eave soffit spaces, enclosed rafter spaces formed where ceilings are applied directly to the underside of roof rafters, and underfloor ventilation shall be in accordance with Section 1203 of the California Building Code and Sections **R327.6.1R337.6.1** through **R327.6.3R337.6.3** of this Section to resist building ignition from the intrusion of burning embers and flame through the ventilation openings.

SECTION R327.7R337.7 EXTERIOR COVERING

R327.7.1R337.7.1 Scope. The provisions of this section shall govern the materials and construction methods used to resist building ignition and/or safeguard against the intrusion of flames resulting from small ember and short-term direct flame contact exposure.

R327.7.2R337.7.2 General. The following exterior covering materials and/or assemblies shall comply with this section:

1. Exterior wall covering material.
2. Exterior wall assembly.
3. Exterior exposed underside of roof eave overhangs,
4. Exterior exposed underside of roof eave soffits.
5. Exposed underside of exterior porch ceilings.
6. Exterior exposed underside of floor projections.
7. Exterior underfloor areas.

Exceptions:

1. Exterior wall architectural trim, embellishments, fascias, and gutters.
2. Roof or wall top cornice projections and similar assemblies.
3. Roof assembly projections over gable end walls..
4. Solid wood rafter tails and solid wood blocking installed between rafters having minimum dimension 2 inch (50.8 mm) nominal.
5. Deck walking surfaces shall comply with Section **R327.9R337.9** only.

R327.7.3R337.7.3 Exterior Walls. The exterior wall covering or wall assembly shall comply with one of the following requirements:

1. Non-combustible material.
2. Ignition-resistant material.
3. Heavy timber exterior wall assembly.
4. Log wall construction assembly.
5. Wall assemblies that meet the performance criteria in accordance with the test procedures for a 10-minute direct flame contact exposure test set forth in SFM Standard 12-7A-1.

Exception: Any of the following shall be deemed to meet the assembly performance criteria and intent of this section:

1. One layer of 5/8-inch Type X gypsum sheathing applied behind the exterior covering or cladding on the exterior side of the framing.
2. The exterior portion of a 1-hour fire resistive exterior wall assembly designed for exterior fire exposure including assemblies using the gypsum panel and sheathing products listed in the Gypsum Association Fire Resistance Design Manual.

R327.7.3.1R337.7.3.1 Extent of exterior wall covering. Exterior wall coverings shall extend from the top of the foundation to the roof, and terminate at 2 inch (50.8 mm) nominal solid wood blocking between rafters at all roof overhangs, or in the case of enclosed eaves, terminate at the enclosure.

R327.7.4R337.7.4 Open roof eaves. The exposed roof deck on the underside of unenclosed roof eaves shall consist of one of the following:

1. Non-combustible material.
2. Ignition-resistant material.

3. One layer of 5/8-inch Type X gypsum sheathing applied behind an exterior covering on the underside exterior of the roof deck.
4. The exterior portion of a 1-hour fire resistive exterior wall assembly applied to the underside of the roof deck designed for exterior fire exposure including assemblies using the gypsum panel and sheathing products listed in the Gypsum Association Fire Resistance Design Manual.

Exceptions: The following materials do not require protection:

1. Solid wood rafter tails on the exposed underside of open roof eaves having a minimum nominal dimension of 2 inch (50.8 mm).
2. Solid wood blocking installed between rafter tails on the exposed underside of open roof eaves having a minimum nominal dimension of 2 inch (50.8 mm).
3. Gable end overhangs and roof assembly projections beyond an exterior wall other than at the lower end of the rafter tails.
4. Fascia and other architectural trim boards.

SECTION R327.8R337.8 EXTERIOR WINDOWS AND DOORS

R327.8.1R337.8.1 General

R327.8.2R337.8.2 Exterior glazing. The following exterior glazing materials and/or assemblies shall comply with this section:

1. Exterior windows.
2. Exterior glazed doors.
3. Glazed openings within exterior doors.
4. Glazed openings within exterior garage doors.
5. Exterior structural glass veneer.

R327.8.2.1R337.8.2.1 Exterior windows and exterior glazed door assembly requirements. Exterior windows and exterior glazed door assemblies shall comply with one of the following requirements:

1. Be constructed of multi-pane glazing with a minimum of one tempered pane meeting the requirements of Section 2406308 Safety Glazing, or
2. Be constructed of glass block units, or
3. Have a fire-resistance rating of not less than 20 minutes when tested according to NFPA 257, or
5. Be tested to meet the performance requirements of SFM Standard 12-7A-2.

R327.8.2.2R337.8.2.2 Structural glass veneer. The wall assembly behind structural glass veneer shall comply with section R327.7.3R337.7.3.

R327.8.3R337.8.3 Exterior doors. Exterior doors shall comply with one of the following:

1. The exterior surface or cladding shall be of noncombustible or ignition-resistant material, or
2. Shall be constructed of solid core wood that comply with the following requirements:
 - 2.1. Stiles and rails shall not be less than 1 3/8 inches thick
 - 2.2. Raised panels shall not be less than 1 1/4 inches thick, except for the exterior perimeter of the raised panel that may taper to a tongue not less than 3/8 inch thick.
3. Shall have a fire-resistance rating of not less than 20 minutes when tested according to NFPA 252.
4. Shall be tested to meet the performance requirements of SFM Standard 12-7A-1.

R327.8.3.1R337.8.3.1 Exterior door glazing. Glazing in exterior doors shall comply with Section 708A.2.1R337.8.2.1.

SECTION R327.9R337.9

DECKING

R327.9.1R337.9.1 General The walking surface material of decks, porches, balconies and stairs shall comply with the requirements of this section.

R327.9.2R337.9.2 Where required. The walking surface material of decks, porches, balconies and stairs shall comply with the requirements of this section when any portion of such surface is within 10 feet (3048 mm) of the building.

R327.9.3R337.9.3 Decking Surfaces. The walking surface material of decks, porches, balconies and stairs shall be constructed with one of the following materials:

1. Ignition-resistant material that complies with the performance requirements of both SFM Standard 12-7A-4 and SFM Standard 12-7A-5.
2. Exterior fire retardant treated wood
3. Noncombustible material.
4. Any material that complies with the performance requirements of SFM Standard 12-7A-4A when attached exterior wall covering is also either noncombustible or ignition-resistant material.

Exception: Wall material may be of any material that otherwise complies with this chapter when the decking surface material complies with the performance requirements ASTM E-84 with a Class B flame spread rating.

SECTION R327.10R337.10 ACCESSORY STRUCTURES

R327.10.1R337.10.1 General. Accessory and miscellaneous structures, other than buildings covered by Section 701A.3 R337.1.3, which pose a significant exterior exposure hazard to applicable buildings during wildfires shall be constructed to conform to the ignition resistance requirements of this section.

R327.10.2R337.10.2 Applicability. The provisions of this section shall apply to trellises, arbors, patio covers, carports, gazebos, and similar structures of an accessory or miscellaneous character.

Exceptions.

1. Decks shall comply with the requirements of Section 709AR327.9.
2. Awnings and canopies shall comply with the requirements of Section 3105 of the California Building Code.

R327.10.3R337.10.3 Where Required. Accessory structures shall comply with the requirements of this section.

R327.10.3.1R337.10.3.1 Attached accessory structures shall comply with the requirements of this section.

R327.10.3.2R337.10.3.2 When required by the enforcing agency, detached accessory structures within 50 feet of an applicable building shall comply with the requirements of this section.

R327.10.4R337.10.4 Requirements. When required by the enforcing agency accessory structures shall be constructed of noncombustible or ignition-resistant materials.

SECTION R328R338 ELECTRIC VEHICLE

R328.1R338.1 Electric vehicle. An automotive-type vehicle for highway use, such as passenger automobiles, buses, trucks, vans and the like, primarily powered by an electric motor that draws current from a rechargeable storage battery, fuel cell, photovoltaic array or other source of electric current. For the purpose of this chapter, electric motorcycles and similar type vehicles and off-road self-propelled electric vehicles such as industrial trucks, hoists, lifts, transports, golf carts, airline ground support equipment, tractors, boats and the like, are not included

R328.2R338.2 Charging. In any building or interior area used for charging electric vehicles, electrical equipment shall be installed in accordance with the California Electrical Code.

R328.3R338.3 Ventilation. Mechanical exhaust ventilation, when required by the California Electrical Code shall be provided at a rate as required by Article 625 or as required by Section 1203 of the California Building Code whichever is greater. The ventilation system shall include both the supply and exhaust equipment and shall be permanently installed and located to intake supply air from the outdoors, and vent the exhaust directly to, the outdoors without conducting the exhaust air through other spaces within the building.

Exception: Positive pressure ventilation systems shall only be allowed in buildings or areas that have been designed and approved for that application.

R328.4R338.4 Electrical interface. The electrical supply circuit to electrically powered mechanical ventilation equipment shall be interlocked with the recharging equipment used to supply the vehicle(s) being charged, and shall remain energized during the entire charging cycle. Electric vehicle recharging equipment shall be marked or labeled in accordance with the California Electrical Code.

Exceptions:

1. Exhaust ventilation shall not be required in areas with an approved engineered ventilation system, which maintains a hydrogen gas concentration at less than 25 percent of the lower flammability limit.
2. Mechanical exhaust ventilation for hydrogen shall not be required where the charging equipment utilized is installed and listed for indoor charging of electric vehicles without ventilation.

CHAPTER 9 ROOF ASSEMBLIES

R902.1 Roofing covering materials. Roofs shall be covered with materials as set forth in Sections R904 and R905. A minimum Class A, B or C roofing shall be installed in ~~Class A, B or C roofing shall be installed in areas designated by this section~~ jurisdictions designated by law as requiring their use or where the edge of the roof is less than 3 feet (914 mm) from a lot line. Class A, B and C roofing required by this section to be listed shall be tested in accordance with UL 790 or ASTM E 108.

Exceptions:

1. Class A roof assemblies include those with coverings of brick, masonry and exposed concrete roof deck.
2. Class A roof assemblies include ferrous or copper shingles or sheets, metal sheets and shingles, clay or concrete roof tile, or slate installed on noncombustible decks.
3. Class A roof assemblies include minimum 16 oz/ft² copper sheets installed over combustible decks.
4. Class A roof assemblies include slate installed over underlayment over combustible decks.

R902.1.1 Roof coverings within Very-High Fire Hazard Severity Zones. The entire roof covering of every existing structure where more than 50 percent of the total roof area is replaced within any one-year period, the entire roof covering of every new structure, and any roof covering applied in the alteration, repair or replacement of the roof of every existing structure, shall be a fire-retardant roof covering that is at least Class A.

Exception: The requirements shall not apply in any jurisdiction that adopts the model ordinance approved by the State Fire Marshal pursuant to Section 51189 of the Government Code or an ordinance that substantially conforms to the model ordinance and transmits a copy to the State Fire Marshal.

R902.1.2 Roof coverings within State Responsibility Areas. The entire roof covering of every existing structure where more than 50 percent of the total roof area is replaced within any one-year period, the entire roof covering of every new structure, and any roof covering applied in the alteration, repair or replacement of the roof of every existing structure, shall be a fire-retardant roof covering that is at least Class B.

Exception: Areas designated as moderate fire hazard severity zones.

R902.1.3 Roof coverings in all other areas. The entire roof covering of every existing structure where more than 50 percent of the total roof area is replaced within any one-year period, the entire roof covering of every new structure, and any roof covering applied in the alteration, repair or replacement of the roof of every existing structure, shall be a fire-retardant roof covering that is at least Class C.

R902.1.4 Roofing requirements a Wildland-Urban Interface Fire Area. Roofing requirements for structures located in a Wildland-Urban Interface Fire Area shall also comply with Section ~~R327.5337.5~~.

R902.2 Fire-retardant-treated shingles and shakes. Fire-retardant-treated wood shakes and shingles are wood shakes and shingles complying with UBC Standard 15-3 or 15-4 which are impregnated by the full-cell vacuum-pressure process with fire-retardant chemicals, and which have been qualified by UBC Standard 15-2 for use on Class A, B or C roofs. Fire-retardant-treated wood shakes and shingles shall comply with ICC-ES EG107 and with the weathering requirements contained in Health and Safety Code Section 13132.7 (j). Each bundle shall bear labels from an ICBO accredited quality control agency identifying their roof-covering classification and indicating their compliance with ICC-ES EG107 and with the weathering requirements contained in Health and Safety Code Section 13132.7 (j).

Health and Safety Code Section 13132.7 (j) No wood roof covering materials shall be sold or applied in this state unless both of the following conditions are met:

- (1) The materials have been approved and listed by the State Fire Marshal as complying with the requirements of this section.
- (2) The materials have passed at least five years of the 10-year natural weathering test. The 10-year natural weathering test required by this subdivision shall be conducted in accordance with Standard 15-2 of the 1994 edition of the Uniform Building Code at a testing facility recognized by the State Fire Marshal.

[Editors Note: Repeal existing CA amendment to R902.3. Keep model code text with CA amendment below]
R902.3 Building-integrated photovoltaic product. Building-integrated photovoltaic products installed as the roof covering shall be tested, listed and labeled for fire classification in accordance with Section R902.1 through R902.1.4.
~~**R902.3 Building-integrated photovoltaic systems.** Rooftop-installed building-integrated photovoltaic systems that serve as the roof covering shall be listed and labeled for fire classification in accordance with Section R902.1 through R902.1.4.~~

[Editors Note: Repeal existing CA amendment to R902.4. Keep model code text with CA amendment below]
R902.4 Rooftop-mounted photovoltaic panels and modules. Rooftop-mounted photovoltaic panels and modules systems installed on or above the roof covering shall be tested, listed and identified with a fire classification in accordance with UL 1703. Class A, B or C photovoltaic panels and modules shall be installed areas designated by this section, in jurisdictions designated by law as requiring their use, or where the edge of the roof is less than 3 feet (914 mm) from a lot line.
~~**R902.4 Photovoltaic panels and modules.** Effective January 1, 2015, Rooftop-mounted photovoltaic systems shall be tested, listed and identified with a fire classification in accordance with UL 1703. The fire classification shall comply with Table 1505.1 of the California Building Code based on the type of construction of the building.~~

SECTION ~~R908~~R918 **SOLAR PHOTOVOLTAIC PANELS/MODULES**

~~**R908.1**~~**R918.1 Photovoltaic systems.** Rooftop mounted photovoltaic shall be designed in accordance with this section.

~~**R908.1.2**~~**R918.1.2 (IBC/CBC 1509.7.1 Not an SFM provision. Reserved for other agencies)**

~~**R908.1.3**~~**R918.1.3 Fire classification.** Rooftop mounted photovoltaic systems shall have the fire classification as required by Section R902.4.

~~**R908.1.4**~~**R918.1.4 Installation.** Rooftop mounted photovoltaic systems shall be installed in accordance with the manufacturer's installation instructions.

~~**R908.1.5**~~**R918.1.5 Photovoltaic panels and modules.** Photovoltaic panels and modules mounted on top of a roof shall be listed and labeled in accordance with UL 1703 and shall be installed in accordance with the manufacturer's installation instructions.

~~R908.1.6~~**R918.1.6** *Fire safety provisions for photovoltaic panels/modules. Solar photovoltaic panels/modules installed upon a roof or as an integral part of a roof assembly shall comply with the requirements of this code (see Section ~~R334~~R224) and the California Fire Code.*

**CHAPTER 10
CHIMNEYS AND FIREPLACES**

R1003.9.2 Spark arrestors. *All chimneys attached to any appliance or fireplace that burns solid fuel shall be equipped with an approved spark arrester. The spark arrester shall meet all of the following requirements:*

1. The net free area of the arrester shall be not less than four times the net free area of the outlet of the chimney flue it serves.
2. The arrester screen shall have heat and corrosion resistance equivalent to 12 gage wire, 19-gage galvanized steel or 24-gage stainless steel.
3. Openings shall not permit the passage of spheres having a diameter greater than 1/2 inch (12.7 mm) nor block the passage of spheres having a diameter less than 3/8 inch (9.5 mm).
4. The spark arrester shall be accessible for cleaning and the screen or chimney cap shall be removable to allow for cleaning of the chimney flue.

**CHAPTER 44
REFERENCED STANDARDS**

ANSI	American National Standards Institute 25 West 43rd Street, Fourth Floor New York, NY 10036		Referenced in code section number
	Standard reference number	Title	
S3.41	American National Standard Audible Evacuation Signal.....R325.5.2.1		

ASTM	ASTM International 100 Barr Harbor Drive West Conshohocken, PA 19428		Referenced in code section number
	Standard reference number	Title	
D 2898—04	Test Methods for Accelerated Weathering of Fire-retardant-treated Wood for Fire Testing.....R802.1.3.4, R802.1.3.6, R327.4		
D 3201—07	Test Method for Hygroscopic Properties of Fire-retardant Wood and Wood-base ProductsR802.1.3.7, R327.4		
D 3909— 97b(2004)e01	Specification for Asphalt Roll Roofing (Glass Felt) Surfaced with Mineral Granules.....R905.2.8.2, R905.5.4, Table R905.9.2, R327.6.1.2, R327.6.1.3		
E 84—07	Test Method for Surface Burning Characteristics of Building Materials R202, R302.9.3, R302.9.4, R302.10.1, R302.10.2, R316.3, R316.5.9, R316.5.11, R327.9.3.4, R802.1.3		



International Code Council, Inc.
500 New Jersey Avenue, NW 6th Floor
Washington, DC 20001

Standard reference number	Title	Referenced in code section number
ICC-ES EG107	Evaluation guideline for determination of Volatile Organic Compound (voc) content.....	R902



National Fire Protection Association
1 Batterymarch Park
Quincy, MA 02169

Standard reference number	Title	Referenced in code section number
13-1316	Installation of Sprinkler Systems as amended*.....	R302.3

Installation of Sprinkler Systems as amended*..... R302.3

See CCR, Title 24 Part 2 California Building Code, Chapter 35 or CCR, Title 24, Part 9 California Fire Code, Chapter 4780 for amendments to NFPA 13.

***NFPA 13, Amended Sections as follows:**

Revise Section 8.15.5.6.17 as follows: Add new Sections 8.15.5.6.1 as follows:

8.15.5.6.1 The sprinkler required at the top and bottom of the elevator hoistway by 8.15.5.6 shall not be required where permitted by Chapter 30 of the California Building Code.

Revise Section 8.15.7.2* as follows:

8.15.7.2* Sprinklers shall be permitted to be omitted where the exterior canopies, roofs, porte-cocheres, balconies, decks, or similar projections are constructed with materials that are noncombustible, limited-combustible, or fire retardant treated wood as defined in NFPA 703, *Standard for Fire Retardant-Treated Wood and Fire-Retardant Coatings for Building Materials*.

Revise Section 8.15.7.3

8.15.7.3 Sprinklers shall be permitted to be omitted from below the canopies, roofs, balconies, decks, or similar projections are combustible construction, provided the exposed finish material on the roof, or canopy is noncombustible, limited-combustible, or fire retardant treated wood as defined in NFPA 703, *Standard for Fire Retardant-Treated Wood and Fire-Retardant Coatings for Building Materials*, and the roofs, or canopies contains only sprinklered concealed spaces or any of the following unsprinklered combustible concealed spaces:

- (1) Combustible concealed spaces filled entirely with noncombustible insulation
- (2) Light or ordinary hazard occupancies where noncombustible or limited-combustible ceilings are directly attached to the bottom of solid wood joists so as to create enclosed joist spaces 160 ft³ (4.5 m³) or less in volume, including space below insulation that is laid directly on top or within the ceiling joists in an otherwise sprinklered attic [See 4.2.3.1.4(9)(d)11.2.3.1.5.2(9)].
- (3) Concealed spaces over isolated small roofs, or canopies not exceeding 55 ft² (5.1

Add new Sections 8.16.1.7, 8.16.1.7.1, 8.16.1.7.1.1, 8.16.1.7.1.2, 8.16.1.7.1.2, 8.16.1.7.1.3, 8.16.1.7.2, 8.16.1.6, 8.16.1.6.1, 8.16.1.6.1.1, 8.16.1.6.1.2, 8.16.1.6.1.3, 8.16.1.6.2 as follows:

8.16.1.7.8.16.1.6 Sectional Valves.

8.16.1.7.4.8.16.1.6.1 Private fire service main systems shall have sectional control valves at appropriate points in order to permit sectionalizing the system in the event of a break or for the making of repairs or extensions.

8.16.1.7.1.4.8.16.1.6.1.1 Sectional control valves are not required when the fire service main system serves less than six fire appurtenances.

8.16.1.7.1.2.8.16.1.6.1.2 Sectional control valves shall be indicating valves in accordance with Section 6.7.1.36.6.1.3.

~~8.16.1.7.1.38.16.1.6.1.3~~ Sectional control valves shall be located so that no more than five fire appurtenances are affected by shut-down of any single portion of the fire service main. Each fire hydrant, fire sprinkler system riser, and standpipe riser shall be considered a separate fire appurtenance. In-rack sprinkler systems shall not be considered as a separate appurtenance.

~~8.16.1.7.1.48.16.1.6.1.4~~ The number of fire appurtenances between sectional control valves is allowed to be modified by the authority having jurisdiction.

~~8.16.1.7.28.16.1.6.2~~ A valve shall be provided on each bank where a main crosses a body of water or outside the building foundation(s) where the main or section of main runs under a building.

Revise Section 9.3.5.11.4 as follows:

9.3.5.11.4 Where threaded pipe is used for sway bracing, it shall have a wall thickness of not less than ~~the~~ Schedule 40.

Replace Section 9.3.5.12.49.3.5.12.5 as follows:

9.3.5.12.5 Lag screws or power-driven fasteners shall not be used to attach braces to the building structure.

Add language to the beginning of Replace Section 9.3.5.12.69.3.5.12.6 as follows:

9.3.5.12.69.3.5.12.6 Fastening methods other than those identified in ~~9.3.5.99.3.5.12~~ shall not apply to other fastening methods, which shall be acceptable for use if certified by a registered professional engineer to support the loads determined in accordance with the criteria in 9.3.5.6. Calculations shall be submitted to the authority having jurisdiction.

Revise Section 9.3.5.12.7.2*9.3.5.12.8.4 as follows:

9.3.5.12.7.2*9.3.5.12.8.4 Concrete anchors other than those shown in ~~Figure 9.3.5.12.4~~ Table 9.3.5.12.2(a) through Table 9.3.5.12.2(f) and identified in 9.3.5.11.11 shall be acceptable for use where designed in accordance with the requirements of the building code and certified by a registered professional engineer.

Revise Section 40.6.410.4.3.1.1 as follows:

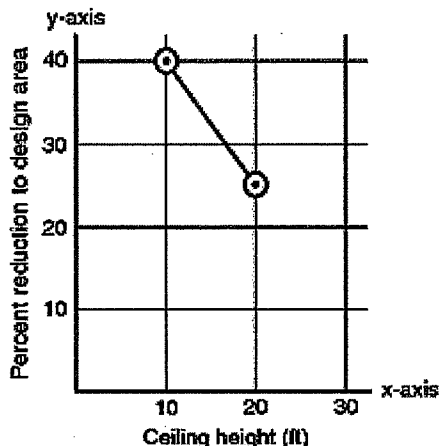
40.6.410.4.3.1.1 Pipe joints shall not be located under foundation footings. The pipe under the building or building foundation shall not contain mechanical joints.

Exceptions:

1. Where allowed in accordance with ~~40.6.210.4.3.2~~
2. Alternate designs may be utilized where designed by a registered professional engineer and approved by the enforcing agency.

Revise Section 11.2.3.1.4(4)(i)11.2.3.1.5.2(9) as follows:

11.2.3.1.4(4)(i)11.2.3.1.5.2(9) Exterior columns under 10 ft² (0.93m²) in total area, formed by studs or wood joist, with no sources of ignition within the column, supporting exterior canopies that are fully protected with a sprinkler system.



Note: $y = \frac{-3x}{2} + 55$

For ceiling height ≥ 10 ft and ≤ 20 ft, $y = \frac{-3x}{2} + 55$

For ceiling height < 10 ft, $y = 40$

For ceiling height > 20 , $y = 0$

For SI units, 1 ft = 0.31 m.

FIGURE 11.2.3.2.3.1 Design Area Reduction for Quick-Response Sprinklers.

Add Section 25.1(5) Revise Section 25.1 as follows:

25.1 Approval of Sprinkler Systems and Private Fire Service Mains. The installing contractor shall do the following:

- (1) Notify the authority having jurisdiction and the property owner or property owner's authorized representative of the time and date testing will be performed.
- (2) Perform all required testing (see Section 24-225.2)
- (3) Complete and sign the appropriate contractor's material and test certificate(s) (see Figure 24-425.1)
- (4) Remove all caps and straps prior to placing the sprinkler system in service
- (5) Upon system acceptance by the authority having jurisdiction a label prescribed by Title 19 California Code of Regulations, Chapter 5 shall be affixed to each system riser.

Revise Section 25.4(2) and Add Section 24.5(3) as follows:

25.4 Instructions. The installing contractor shall provide the property owner or the property owner's authorized representative with the following:

- (1) All literature and instructions provided by the manufacturer describing proper operation and maintenance of any equipment and devices installed
- (2) NFPA 25, *Standard for the Inspection, testing, and maintenance of Water-Based Fire Protection Systems, 2013 California Edition*
- (3) Title 19, *California Code of Regulations, Chapter 5, "Fire Extinguishing Systems"*.

Add sentence at the end of Revise Section 25.5.1 as follows:

25.5.1 The installing contractor shall identify a hydraulically designed sprinkler system with a permanently marked weatherproof metal or rigid plastic sign secured with corrosion resistant wire, chain, or other approved means. Such signs shall be placed at the alarm valve, dry pipe valve, preaction valve, or deluge valve supplying the corresponding hydraulically designed area. Pipe schedule systems shall be provided with a sign indicating that the system was designed and installed as a pipe schedule system and the hazard classification(s) included in the design."

Revise Section 25.5.2(3) and Add Sections 25.5.2(7) to (14) as follows:

25.5.2 The sign shall include the following information:

- (1) Location of the design area or areas
- (2) Discharge densities over the design area or areas

- (3) Required flow and pressure of the system at the base of the riser
- (4) Occupancy classification or commodity classification and maximum permitted storage height and configuration
- (5) Hose stream allowance included in addition to the sprinkler demand
- (6) The name of the installing contractor
- (7) Required flow and pressure of the system at the water supply source.
- (8) Required flow and pressure of the system at the discharge side of the fire pump where a fire pump is installed.
- (9) Type or types and number of sprinklers or nozzles installed including the orifice size, temperature rating, orientation, K-Factor, sprinkler identification number (SIN) for sprinkler heads when applicable, and response type.
- (10) The minimum discharge flow rate and pressure required from the hydraulically most demanding sprinkler.
- (11) The required pressure settings for pressure reducing valves.
- (12) For deluge sprinkler systems, the required flow and pressure at the hydraulically most demanding sprinkler or nozzle.
- (13) The protection area per sprinkler based on the hydraulic calculations
- (14) The edition of NFPA 13 to which the system was designed and installed.

Revise Section 25.6.1 as follows:

25.6.1 The installing contractor shall provide a general information sign used to determine system design basis and information relevant to the inspection, testing, and maintenance requirements required by ~~California Edition~~ NFPA 25, *Standard for the Inspection, Testing, and Maintenance of Water-Based Fire Protection Systems*, 2013 California Edition.

13D—4316

Standard for the Installation of Sprinkler Systems in One-and Two-Family Dwellings
and Manufactured Homes as amended*..... R313.1.1, R313.2.1, R313.3.1, R313.3.2,
R313.3.2.3.1, R313.3.2.4.2, R313.3.6.1

***NFPA 13D, Amended Sections as follows:**

Revise Section 6.2.2, 6.2.2.1, 6.2.4 to read as follows:

6.2.2 Where a well, pump, tank or combination thereof is the source of supply for a fire sprinkler system, the water supply shall serve both domestic and fire sprinkler systems, and the following shall be met:

- (1) A test connection shall be provided downstream of the pump that creates a flow of water equal to the smallest sprinkler on the system. The connection shall return water to the tank.
- (2) Any disconnecting means for the pump shall be approved.
- (3) A method for refilling the tank shall be piped to the tank.
- (4) A method of seeing the water level in the tank shall be provided without having to open the tank.
- (5) The pump shall not be permitted to sit directly on the floor.

Add new Section 6.2.2.1 as follows:

6.2.2.1 Where a fire sprinkler system is supplied by a stored water source with an automatically operated means of pressurizing the system other than an electric pump, the water supply may serve the sprinkler system only.

Add new Section 6.2.4 as follows:

6.2.4 Where a water supply serves both domestic and fire sprinkler systems, 5 gpm (19 L/min) shall be added to the sprinkler system demand at the point where the systems are connected, to determine the size of common piping and the size of the total water supply requirements where no provision is made to prevent flow into the domestic water system upon operation of a sprinkler.

Revise Section 8.3.4 to read as follows:

8.3.4* Sprinklers shall not be required in detached garages, open attached porches, carports with no habitable space above, and similar structures.

Add new Section 8.4.4.18.3.10 and 8.3.10.1 as follows:

8.3.10 Solar photovoltaic panel structures

8.4.4.18.3.10.1 Sprinklers shall be permitted to be omitted ~~for~~ from the following structures:

- (1) Solar photovoltaic panel structures with no use underneath. Signs may be provided, as determined by the enforcing agency prohibiting any use underneath including storage.

- (2) Solar photovoltaic (PV) panels supported by framing that have sufficient uniformly distributed and unobstructed openings

throughout the top of the array (horizontal plane) to allow heat and gases to escape, as determined by the enforcing agency.

13R—4316

See CCR, Title 24 Part 2 California Building Code, Chapter 35 or CCR, Title 24, Part 9 California Fire Code, Chapter 4780 for amendments to NFPA 13R.

***NFPA 13R, Amended Sections as follows:**

Add new Sections 6.6.96.6.10 and 6.10.1 as follows:

6.6.10 Solar photovoltaic panel structures

6.6.96.6.10.1 Sprinklers shall be permitted to be omitted ~~for from~~ the following structures:

(1) Solar photovoltaic panel structures with no use underneath. Signs may be provided, as determined by the enforcing agency prohibiting any use underneath including storage.

(2) Solar photovoltaic (PV) panels supported by framing that have sufficient uniformly distributed and unobstructed openings throughout the top of the array (horizontal plane) to allow heat and gases to escape, as determined by the enforcing agency.

72—4316

National Fire Alarm and Signaling Code, as amended*..... R314.1, R314.2, R314.3.4, R325.5.2.1, R235.5.2.4,

***NFPA 72, Amended Sections as follows:**

Revise Section 10.3.1 as follows:

10.3.1 Equipment constructed and installed in conformity with this Code shall be listed for the purpose for which it is used. *Fire alarm Systems and components shall be California State Fire Marshal approved and listed in accordance with California Code of Regulations, Title 19, Division 1.*

Revise Section 10.3.3 as follows:

10.3.3 All devices and appliances that receive their power from the initiating device circuit or signaling line circuit of a control unit shall be *California State Fire Marshal* listed for use with the control unit.

Revise Section 10.7.1 as follows:

10.7.1 *Where approved by the authority having jurisdiction*, ECS priority signals when evaluated by stakeholders through risk analysis in accordance with 24.3.11 shall be permitted to take precedence over all other signals.

Revise Section 12.3.8.1 as follows:

12.3.8.1 The outgoing and return (redundant) circuit conductors shall be permitted in the same cable assembly (i.e., multiconductor cable), enclosure, or raceway only under the following conditions:

(1) For a distance not to exceed 10 ft (3.0 m) where the outgoing and return conductors enter or exit the initiating device, notification appliance, or control unit enclosures

(2) Single drops installed in the raceway to individual devices or appliances

(3)*In a single room not exceeding 1000 ft² (93 m²) in area, a drop installed in the raceway to multiple devices or appliances that does not include any emergency control function devices

12.3.7—(4) Where the vertically run conductors are contained in a 2-hour rated cable assembly, or enclosed (installed) in a 2-hour rated enclosure or a listed circuit integrity (C.I.) cable, which meets or exceeds a 2-hour fire resistive rating.

Revise Section 14.4.6.1 as follows:

14.4.6.1 Testing. Household fire alarm systems shall be tested *in accordance with the manufacturer's published instructions* according to the methods of Table 14.4.3.2.

Revise Section 17.15 as follows:

17.15 Fire Extinguisher Electronic Monitoring Device. A fire extinguisher electronic monitoring device shall indicate those conditions for a specific fire extinguisher required by *California Code of Regulations, Title 19, Division 1, Chapter 1, Section 574.2 (c) and California Fire Code to a fire alarm control unit.*

Revise Section 21.3.6 as follows:

21.3.6 Smoke detectors shall not be installed in unsprinklered elevator hoistways unless they are installed to activate the elevator hoistway smoke relief equipment *or where required by Chapter 30 of the California Building Code.*

Revise Section 23.8.5.1.2 as follows:

23.8.5.1.2 - Where connected to a supervising station, fire alarm systems employing automatic fire detectors or waterflow detection devices shall include a manual fire alarm box to initiate a signal to the supervising station.

Exception: Fire alarm systems dedicated to elevator recall control, supervisory service and fire sprinkler monitoring as permitted in section 21.3 of NFPA 72.

Revise Section 23.8.5.4.1 as follows:

23.8.5.4.1 Systems equipped with alarm verification features shall be permitted under the following conditions:

- (1) The alarm verification feature is not initially enabled unless conditions or occupant activities that are expected to cause nuisance alarms are anticipated in the area that is protected by the smoke detectors. Enabling of the alarm verification feature shall be protected by password or limited access.
- (2) A smoke detector that is continuously subjected to a smoke concentration above alarm threshold does not delay the system functions of Sections 10.7 through 10.16, 23.8.1.1, or 21.2.1 by more than .30 seconds.
- (3) Actuation of an alarm-initiating device other than a smoke detector causes the system functions of sections 10.7 through 10.16, 23.8.1.1, or 21.2.1 without additional delay.
- (4) The current status of the alarm verification feature is shown on the record of completion (see Figure 7.8.2(a), item 4.3).
- (5) Operation of a patient room smoke detector in I-2 and R-2.1 Occupancies shall not include an alarm verification feature.

Revise Section 29.3.1 as follows:

29.3.1 All devices, combinations of devices, and equipment to be installed in conformity with this chapter shall be approved and listed by the California State Fire Marshal for the purposes for which they are intended.

Revise Section 29.5.2.1.1 as follows:

29.5.2.1.1* Smoke and Heat Alarms. Unless exempted by applicable laws, codes, or standards, smoke or heat alarms used to provide a fire-warning function, and when two or more alarms are installed within a dwelling unit, suite of rooms, or similar area, shall be arranged so that the operation of any smoke or heat alarm causes all alarms within these locations to sound.

Exception to 29.5.2.1.1 not adopted by the SFM

Add Section 29.7.2.1 as follows:

29.7.2.1 The alarm verification feature shall not be used for household fire warning equipment.

Add Section 29.7.6.7.1 as follows:

29.7.6.7.1 The alarm verification feature shall not be used for household fire warning equipment.

Revise Section 23.8.5.4 as follows:

23.8.5.4 Specific location requirements. The installation of smoke alarms and smoke detectors shall comply with the following requirements:

- (1) Smoke alarms and smoke detectors shall not be located where ambient conditions, including humidity and temperature, are outside the limits specified by the manufacturer's published instructions.
- (2) Smoke alarms and smoke detectors shall not be located within unfinished attics or garages or in other spaces where temperatures can fall below 40°F (4°C) or exceed 100°F (38°C).
- (3) Where the mounting surface could become considerably warmer or cooler than the room, such as a poorly insulated ceiling below an unfinished attic or an exterior wall, smoke alarms and smoke detectors shall be mounted on an inside wall.
- (4) Smoke alarms or smoke detectors shall be installed a minimum of 20 feet horizontal distance from a permanently installed cooking appliance.

Exceptions: Ionization smoke alarms with an alarm silencing switch or photoelectric smoke alarms shall be permitted to be installed 10 feet (3 m) or greater from a permanently installed cooking appliance.

Photoelectric smoke alarms shall be permitted to be installed greater than 6 feet (1.8 m) from a permanently installed cooking appliance where the kitchen or cooking area and adjacent spaces have no clear interior partitions and the 10 ft distances would prohibit the placement of a smoke alarm or smoke detector required by other sections of the code.

Smoke alarms listed for use in close proximity to a permanently installed cooking appliance.

- (5) Effective January 1, 2016, smoke alarms and smoke detectors used in household fire alarm systems installed between 6 ft (1.8 m) and 20 ft (6.1 m) along a horizontal flow path from a stationary or fixed cooking appliance shall be listed for resistance to common nuisance sources from cooking.

**STATE OF CALIFORNIA
BUILDING STANDARDS COMMISSION**

- (6) Installation near bathrooms. Smoke alarms shall be installed not less than a 3-foot (0.91 m) horizontal distance from the door or opening of a bathroom that contains a bathtub or shower unless this would prevent placement of a smoke alarm required by other sections of the code.
- (7) Smoke alarms and smoke detectors shall not be installed within a 36 in. (910 mm) horizontal path from the supply registers of a forced air heating or cooling system and shall be installed outside of the direct airflow from those registers.
- (8) Smoke alarms and smoke detectors shall not be installed within a 36 in. (910 mm) horizontal path from the tip of the blade of a ceiling-suspended (paddle) fan.
- (9) Where stairs lead to other occupied levels, a smoke alarm or smoke detector shall be located so that smoke rising in the stairway cannot be prevented from reaching the smoke alarm or smoke detector by an intervening door or obstruction.
- (10) For stairways leading up from a basement, smoke alarms or smoke detectors shall be located on the basement ceiling near the entry to the stairs.
- (11) For tray-shaped ceilings (coffered ceilings), smoke alarms and smoke detectors shall be installed on the highest portion of the ceiling or on the sloped portion of the ceiling within 12 in. (300 mm) vertically down from the highest point.
- (12) Smoke alarms and detectors installed in rooms with joists or beams shall comply with the requirements of 17.7.3.2.4 of NFPA 72.
- (13) Heat alarms and detectors installed in rooms with joists or beams shall comply with the requirements of 17.6.3 of NFPA 72.

211—1343	Chimneys, Fireplaces, Vents and Solid Fuel-burning Appliances
252—03	Standard Methods of Fire Tests of Door Assemblies.....R327.6.3.2.3
257—13	Standard for Fire Test for Window and Glass Block Assemblies.....R327.6.3.2.2
259—13 43	Test Method for Potential Heat of Building Materials
275—13 43	Standard Method of Fire Tests for the Evaluation of Thermal Barriers Used Over Foam Plastic Insulation
501—13	Standard on Manufactured Housing
720—15 42	Standard for the Installation of Carbon Monoxide (CO) Detection and Warning Equipment

SFM
 State of California
 Department of Forestry and Fire Protection
 Office of the State Fire Marshal
 P.O. Box 944246
 Sacramento, CA 944246-2460

Standard reference number	Title	Referenced in code section number
SFM 12-3	Releasing Systems for Security Bars in Dwellings.....	R310
SFM 12-7A-1	Exterior Wall Siding and Sheathing.....	R327.5.3, R327.6.3.1, R327.6.3.2.3
SFM 12-7A-2	Exterior Window.....	R327.5.3, R327.6.3.2.2
SFM 12-7A-3	Under Eave.....	R327.5.3, R327.6.2.3
SFM 12-7A-4	Decking.....	R327.5.3, R327.6.4.1.1
SFM 12-7A-4A	Decking Alternate Method A	R327.3.7, R327.9.3.4
SFM 12-7A-5	Ignition Resistant Building Material	R327.2, R327.3.7, R327.4.2, R327.6.3.2, R327.9.3.1

(The Office of the State Fire Marshal standards referred to above are found in the California Code of Regulations, Title 24, Part 12.)

UBC
 International Code Council, Inc.
 500 New Jersey Avenue, NW 6th Floor
 Washington, DC 20001

Standard reference number	Title	Referenced in code section number
UBC Standard 15-2	Test Standard for determining the Fire Retardancy of Roof-covering Materials.....	R902
UBC Standard 15-3	Wood Shakes.....	R902

APPENDIX M

See Health and Safety Code Sections 1597.45, 1597.46, 1597.54 and 13143 regarding small family day-care homes and large family day-care homes. Provisions for day-care facilities shall be in accordance with Section 1.1.3.1 for classification, R326 for large family day-care, R325 for Group R-3.1 or the California Building Code. This appendix is not applicable in California.

HOME DAY CARE—R-3 OCCUPANCY

SECTION AM101

GENERAL

~~**M101.1 General.** This appendix shall apply to a home day care operated within a dwelling. It is to include buildings and structures occupied by persons of any age who receive custodial care for less than 24 hours by individuals other than parents or guardians or relatives by blood, marriage, or adoption, and in a place other than the home of the person cared for.~~

SECTION AM102

DEFINITIONS

~~**EXIT ACCESS.** That portion of a means of egress system that leads from any occupied point in a building or structure to an exit.~~

SECTION AM103

MEANS OF EGRESS

~~**AM103.1 Exits required.** If the occupant load of the residence is more than nine, including those who are residents, during the time of operation of the day care, two exits are required from the ground level story. Two exits are required from a home day care operated in a manufactured home regardless of the occupant load. Exits shall comply with Section R311.~~

~~**AM103.1.1 Exit access prohibited.** An exit access from the area of day care operation shall not pass through bathrooms, bedrooms, closets, garages, fenced rear yards or similar areas.~~

~~**Exception:** An exit may discharge into a fenced yard if the gate or gates remain unlocked during day care hours. The gates may be locked if there is an area of refuge located within the fenced yard and more than 50 feet (15 240 mm) from the dwelling. The area of refuge shall be large enough to allow 5 square feet (0.5 m²) per occupant.~~

~~**AM103.1.2 Basements.** If the basement of a dwelling is to be used in the day care operation, two exits are required from the basement regardless of the occupant load. One of the exits may pass through the dwelling and the other must lead directly to the exterior of the dwelling.~~

~~**Exception:** An emergency and escape window complying with Section R310 and which does not conflict with Section AM103.1.1 may be used as the second means of egress from a basement.~~

~~**AM103.1.3 Yards.** If the yard is to be used as part of the day care operation it shall be fenced.~~

~~**AM103.1.3.1 Type of fence and hardware.** The fence shall be of durable materials and be at least 6 feet (1520 mm) tall completely enclosing the area used for the day care operations. Each opening shall be a gate or door equipped with a self-closing and self-latching device to be installed at a minimum of 5 feet (1528 mm) above the ground.~~

~~**Exception:** The door of any dwelling which forms part of the enclosure need not be equipped with self-closing and self-latching devices.~~

~~**AM103.1.3.2 Construction of fence.** Openings in the fence, wall or enclosure required by this section shall have intermediate rails or an ornamental pattern that do not allow a sphere 4 inches (102 mm) in diameter to pass through. In addition, the following criteria must be met:~~

~~1. The maximum vertical clearance between grade and the bottom of the fence, wall or enclosure shall be 2 inches (51 mm).~~

~~2. Solid walls or enclosures that do not have openings, such as masonry or stone walls, shall not contain indentations or protrusions except for tooled masonry joints.~~

~~3. Maximum mesh size for chain link fences shall be 1 1/4 inches (32 mm) square unless the fence has slats at the top or bottom which reduce the opening to no more than 1 3/4 inches (44 mm). The wire shall not be less than 9 gage [(0.148 in.) (3.8 mm)].~~

~~**AM103.1.3.3 Decks.** Decks that are more than 12 inches (305 mm) above grade shall have a guard in compliance with Section R312.~~

AM103.2 Width and height of an exit. The minimum width of a required exit is 36 inches (914 mm) with a net clear width of 32 inches (813 mm). The minimum height of a required exit is 6 feet 8 inches (2032 mm).

AM103.3 Type of lock and latches for exits. Regardless of the occupant load served, exit doors shall be openable from the inside without the use of a key or any special knowledge or effort. When the occupant load is 10 or less, a night latch, dead bolt or security chain may be used, provided such devices are openable from the inside without the use of a key or tool and mounted at a height not to exceed 48 inches (1219 mm) above the finished floor.

AM103.4 Landings. Landings for stairways and doors shall comply with Section R317.4 except that landings shall be required for the exterior side of a sliding door when a home day care is being operated in a Group R-3 Occupancy.

SECTION AM104 SMOKE DETECTION

AM104.1 General. Smoke detectors shall be installed in dwelling units used for home day care operations. Detectors shall be installed in accordance with the approved manufacturer's instructions. If the current smoke detection system in the dwelling is not in compliance with the currently adopted code for smoke detection, it shall be upgraded to meet the currently adopted code requirements and Section AM103 before daycare operations commence.

AM104.2 Power source. Required smoke detectors shall receive their primary power from the building wiring when that wiring is served from a commercial source and shall be equipped with a battery backup. The detector shall emit a signal when the batteries are low. Wiring shall be permanent and without a disconnecting switch other than those required for over current protection. Required smoke detectors shall be interconnected so if one detector is activated, all detectors are activated.

AM104.3 Location. A detector shall be located in each bedroom and any room that is to be used as a sleeping room and centrally located in the corridor, hallway or area giving access to each separate sleeping area. When the dwelling unit has more than one story, and in dwellings with basements, a detector shall be installed on each story and in the basement. In dwelling units where a story or basement is split into two or more levels, the smoke detector shall be installed on the upper level, except that when the lower level contains a sleeping area, a detector shall be installed on each level. When sleeping rooms are on the upper level, the detector shall be placed at the ceiling of the upper level in close proximity to the stairway. In dwelling units where the ceiling height of a room open to the hallway serving the bedrooms or sleeping areas exceeds that of the hallway by 24 inches (610 mm) or more, smoke detectors shall be installed in the hallway and in the adjacent room. Detectors shall sound an alarm audible in all sleeping areas of the dwelling unit in which they are located.

Notation:

Authority: Health and Safety Code Sections 1250, 1569.72, 1569.78, 1568.02, 1502, 1597.44, 1597.45, 1597.46, 1597.54, 1597.65, 13108, 13108.5, 13114, 13143, 13143.2, 13143.6, 13146, 17921, 18949.2, Government Code Section 51189

References: Health and Safety Code Sections 13143, 18949.2, Government Code Sections 51176, 51177, 51178, 51179, Public Resources Code Sections 4201 through 4204

