

File No. 170606

Committee Item No. 1
Board Item No. 16

COMMITTEE/BOARD OF SUPERVISORS
AGENDA PACKET CONTENTS LIST

Committee: Budget & Finance Committee Date June 1, 2017

Board of Supervisors Meeting Date June 13, 2017

Cmte Board

- | | | |
|-------------------------------------|-------------------------------------|--|
| <input type="checkbox"/> | <input type="checkbox"/> | Motion |
| <input checked="" type="checkbox"/> | <input checked="" type="checkbox"/> | Resolution |
| <input type="checkbox"/> | <input type="checkbox"/> | Ordinance |
| <input type="checkbox"/> | <input type="checkbox"/> | Legislative Digest |
| <input type="checkbox"/> | <input type="checkbox"/> | Budget and Legislative Analyst Report |
| <input type="checkbox"/> | <input type="checkbox"/> | Youth Commission Report |
| <input type="checkbox"/> | <input type="checkbox"/> | Introduction Form |
| <input checked="" type="checkbox"/> | <input checked="" type="checkbox"/> | Department/Agency Cover Letter and/or Report |
| <input type="checkbox"/> | <input type="checkbox"/> | MOU |
| <input checked="" type="checkbox"/> | <input checked="" type="checkbox"/> | Grant Information Form |
| <input checked="" type="checkbox"/> | <input checked="" type="checkbox"/> | Grant Budget |
| <input type="checkbox"/> | <input type="checkbox"/> | Subcontract Budget |
| <input type="checkbox"/> | <input type="checkbox"/> | Contract/Agreement |
| <input checked="" type="checkbox"/> | <input checked="" type="checkbox"/> | Form 126 – Ethics Commission |
| <input checked="" type="checkbox"/> | <input checked="" type="checkbox"/> | Award Letter |
| <input checked="" type="checkbox"/> | <input checked="" type="checkbox"/> | Application |
| <input type="checkbox"/> | <input type="checkbox"/> | Public Correspondence |

OTHER (Use back side if additional space is needed)

- | | | |
|--------------------------|-------------------------------------|--------------------------------|
| <input type="checkbox"/> | <input checked="" type="checkbox"/> | <u>PowerPoint Presentation</u> |
| <input type="checkbox"/> | <input type="checkbox"/> | _____ |
| <input type="checkbox"/> | <input type="checkbox"/> | _____ |
| <input type="checkbox"/> | <input type="checkbox"/> | _____ |
| <input type="checkbox"/> | <input type="checkbox"/> | _____ |
| <input type="checkbox"/> | <input type="checkbox"/> | _____ |
| <input type="checkbox"/> | <input type="checkbox"/> | _____ |
| <input type="checkbox"/> | <input type="checkbox"/> | _____ |
| <input type="checkbox"/> | <input type="checkbox"/> | _____ |
| <input type="checkbox"/> | <input type="checkbox"/> | _____ |
| <input type="checkbox"/> | <input type="checkbox"/> | _____ |
| <input type="checkbox"/> | <input type="checkbox"/> | _____ |

Completed by: Linda Wong Date May 26, 2017
Completed by: Linda Wong Date June 7, 2017

1 [Accept and Expend Grant - Rim Fire Alternate Project Worksheet 82 - \$377,115]

2
3 **Resolution authorizing the San Francisco Public Utilities Commission to accept and**
4 **expend a Federal Emergency Management Agency grant administered through the**
5 **California Governor's Office of Emergency Services in the amount of \$377,115 for a**
6 **Rim Fire Alternate Project.**

7
8 WHEREAS, The 2013 Rim Fire resulted in the declaration of a major federal disaster
9 making the State of California eligible for Federal Emergency Management Agency (FEMA)
10 and California Governor's Office of Emergency Services (Cal OES) emergency assistance
11 grants to fund the restoration of damaged facilities to pre-fire conditions; and

12 WHEREAS, Federal regulations allow the funding to be used for alternate projects, if
13 restoring the damaged facilities would not serve the public welfare; and

14 WHEREAS, The San Francisco Public Utilities Commission (SFPUC) has determined
15 that rebuilding the destroyed facilities would not serve the public welfare and proposes
16 alternatively to purchase capital equipment that will facilitate slope protection work; help meet
17 Wecc/Nerc requirements; upgrade the communication system and allow for the reproduction
18 of large format drawings.

19 WHEREAS, Cal OES, on behalf of the SFPUC, applied for and received a Federal
20 Public Assistance Grant and a State California Disaster Assistance Act (CDAA) Grant from
21 FEMA to help fund the Rim Fire Alternate Project; and

22 WHEREAS, The SFPUC received confirmation of an appropriation of \$377,115 from
23 the FEMA through the California Governor's Office of Emergency Services (Cal OES)
24 consisting of \$301,692 in Federal funds, and \$75,423 in State funds from CAL OES for
25 implementation of a Rim Fire Alternate Project; and

1 WHEREAS, The required local share of \$69,836 has already been met through Hetchy
2 Water Facilities Maintenance Project No. FUH100-02 Rim Fire Alternate Project; and

3 WHEREAS, This grant does not include an Annual Salary Ordinance (ASO)
4 Amendment; and

5 WHEREAS, Administrative Code, Section 10.170-(d) states that if indirect costs are not
6 allowed by the funding agency, this reason shall be stated in the authorizing resolution and
7 upon approving the acceptance and expenditure, the Board of Supervisors may waive the
8 requirement for inclusion of reimbursed costs; and

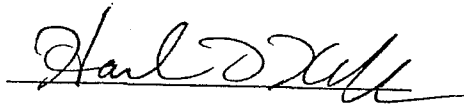
9 WHEREAS, The San Francisco Public Utilities Commission on January 10, 2017,
10 adopted Resolution No. 17-0008 authorizing the General Manager to request permission from
11 the Board of Supervisors to accept and expend grant funds totaling \$377,115 from FEMA and
12 Cal OES, and to execute all required agreements, with required local matching funds of
13 \$69,836 from the Hetchy Water Facilities Maintenance Project No. FUH100-02 Rim Fire
14 Alternate Project; now, therefore, be it

15 RESOLVED, That the General Manager of the San Francisco Public Utilities
16 Commission, or designee, is authorized to accept and expend grant funds totaling \$377,115
17 from FEMA and Cal OES for a Rim Fire Alternate Project, and to execute all required
18 agreements, with required local matching funds of \$69,836 that have already been met
19 through Hetchy Water Facilities Maintenance Project No. FUH100-02 Rim Fire Alternate
20 Project; and, be it



21 FURTHER RESOLVED, that the Board of Supervisors waives the requirement for
22 inclusion of reimbursement due to indirect costs, given that the funding agency does not allow
23 for this reimbursement under the circumstances of this grant award.
24
25



1
2
3
4
5
6
7
8
9
10
11
12
13
14
15
16
17
18
19
20
21
22
23
24
25

Recommended:



HARLAN L. KELLY, JR.
General Manager of the SFPUC

Approved: 
 EDWIN M. LEE
Mayor

Approved: 
 BEN ROSENFELD
Controller

Supervisor Farrell
BOARD OF SUPERVISORS

Grant Information Form

File Number: _____
(Provided by Clerk of Board of Supervisors)

The following describes the grant referred to in the accompanying resolution:

1. **Grant Title:** Rim Fire Alternate Project
2. **Department:** SFPUC
3. **Contact Person:** Dan Lehr **Telephone:** (209) 989-2013

4. **Grant Approval Status (check one):**

Approved by funding agency Not yet approved

5. **Amount of Grant Funding Approved or Applied for:** \$377,115

6. **a. Local Share Required (Local Share):** \$ 69,836

b. Source(s) of matching funds (local share) (if applicable):

Funds for the SFPUC local share (\$69,836) will come from Hetchy Water – Facilities Maintenance Project No. FUH100-02 Rim Fire Alternate Project.

7. **a. Grant Source Agency:** Federal Emergency Management Agency (FEMA)

b. Grant Pass-Through Agency (if applicable): California Office of Emergency Services (Cal-OES)

8. **Proposed Grant Project Summary:**

As a result of the declaration of a major federal disaster due to the Rim Fire in 2013, the State of California is eligible for FEMA and Cal OES emergency assistance grants to fund restoration of damaged facilities to pre-fire conditions. If restoring the damaged facilities would not serve the public welfare, federal regulations allow the funding to be used for alternate projects.

The SFPUC submitted an Alternate Project Request sub-application to Cal-OES (FEMA-4158-DR-CA, PW-00082, FIPS#075-00000) in July 2016 for Rim Fire Alternate Project PW 82 (the Project). The Project will upgrade the communication system and purchase capital equipment to support slope stabilization activities; clear trees damaged by the Rim Fire and bark beetle infestation and manage vegetation along Hetch Hetchy right of ways; and facilitate the reproduction of large format drawings and documents.

SFPUC received a notification dated August 25, 2016 from Cal-OES that FEMA approved the sub-application for the Project. The total Project cost estimate is \$446,951; the approved Federal share is \$301,692 and the State share is \$75,423 (see table below). The payment of the Federal and State share will be obtained through the reimbursement process.

A	Project Estimate of Eligible Damage	100.00%	\$ 446,951 *
B	Federal Share	67.5%	\$ 301,692
C	State share	16.9%	\$ 75,423
D	Local share	15.6%	\$ 69,836

9. Grant Project Schedule, as allowed in approval documents, or as proposed:

Start-Date: 08/25/2016 **End-Date:** 12/31/18

10. Number of new positions created and funded: 0

11. If new positions are created, explain the disposition of employees once the grant ends? N/A

12. Amount budgeted for contractual services: \$ 0

- a. Will contractual services be put out to bid?
- b. If so, will contract services help to further the goals of the department's MBE/WBE requirements?
- c. Is this likely to be a one-time or ongoing request for contracting out?

13. Does the budget include indirect costs? Yes No

- a. If yes, how much? Planning currently evaluating
- b. How was the amount calculated?
- c. If no, why are indirect costs not included?

Not allowed by granting agency To maximize use of grant funds on direct services

Other (please explain):

c2. If no indirect costs are included, what would have been the indirect costs?

Full costs to administer the grant will be covered by local share.

14. Any other significant grant requirements or comments:

****Disability Access Checklist****

15. This Grant is intended for activities at (check all that apply):

- Existing Site(s) Existing Structure(s)
 Existing Program(s) or Service(s) Rehabilitated Site(s)
 Rehabilitated Structure(s) New Program(s) or Service(s)
 New Site(s) New Structure(s)

16. The Departmental ADA Coordinator and/or the Mayor's Office on Disability have reviewed the proposal and concluded that the project as proposed will be in compliance with the Americans with Disabilities Act and all other Federal, State and local access laws and regulations and will allow the full inclusion of persons with disabilities, or will require unreasonable hardship exceptions, as described in the comments section:


Comments:

Departmental ADA Coordinator or Mayor's Office of Disability Reviewer:

Nicole Bohn
(Name)

Director, Mayor's Office of Disability
(Title)

Date Reviewed: March 13, 2017



(Signature Required)

Department Head or Designee Approval of Grant Information Form:

Harlan L. Kelly, Jr.
(Name)

General Manager, San Francisco Public Utilities Commission
(Title)

Date Reviewed: March 14, 2017


(Signature Required)



August 25, 2016

Anne Kronenberg
Executive Director of Emergency Management Agency
San Francisco, City & County
1011 Turk Street
San Francisco, California 94102

Subject: Notification of Obligation and Payment
Public Assistance and CDAA Grant Programs
FEMA-4158-DR-CA, Cal OES ID: 075-00000

Dear Ms. Kronenberg:

Obligation Notification The California Governor's Office of Emergency Services has attached the Grant Summary and the Project Application Summary for Federal Package #33, and the Exhibit C for State Supplement #14. Please see the table below for further obligation details.

Obligation Details	Package/Supplement Obligation Amount	Cumulative Amount Obligated
Federal-Public Assistance	\$335,212	\$4,394,081
State-California Disaster Assistance Act (CDAA)	\$92,183	\$1,208,372
Total	\$427,395	\$5,602,453

Payment Process For this disaster, funds will be paid in accordance with the following disbursement table:

Project Status	Federal Funds Disbursement Process	State Funds Disbursement Process
Small Projects less than 100% complete	Automatic advance of federal share and administrative allowance	Automatic advance of state share and administrative allowance. Retention held until 100% complete
Small Projects 100% complete	Automatic payment of federal share and administrative allowance	Automatic payment of state share and administrative allowance
Large Projects less than 100% complete	Advance administrative allowance only. All other funds (less retention) will be paid on a reimbursement basis	Advance administrative allowance only. All other funds (less retention) will be paid on a reimbursement basis
Large Projects 100% complete	Automatic payment of federal share and administrative allowance for entire project	Automatic payment of state share and administrative allowance

3650 SCHRIEVER AVENUE • MATHER, CA. 95655
GRANTS PROCESSING UNIT
(916) 845-8110 • (916) 636-3780 FAX

**Payment
 Process-
 Continued**

For this particular Package/Supplement, payment will be automatically disbursed as follows:

Payment Details	Amount Automatically Paid
Federal-Public Assistance	\$0
State-CDAA	\$8,380
Total	\$8,380

For those large projects with a work completion of less than 100 percent, a Large Project Reimbursement Request form has also been included with this Package/Supplement.

Federal and State funds will be issued separately by the State Controller's Office. Please be advised that state warrants have a one-year period of negotiability.

**Required
 Documents**

In order to receive funds, the following forms must be on file with our office:

Form	Received by Cal OES?
Project Application for Federal Assistance (OES 89)	Yes
Designation of Applicants Agent Resolution (OES 130)	Yes
Payee Data Record (STD. 204) - Private non profit organizations only	N/A

**Program
 Requirements-
 General**

As a requirement of this program, a special fund for the deposit of the state warrant must be established upon receipt of any advance funding. Under no circumstances are expenditures to be made for any damages other than those approved in this application. Any funds received in excess of current needs or approved amounts, or those found owed as a result of an audit or final inspection, must be refunded to the State within 30 days upon receipt of an invoice from the California Governor's Office of Emergency Services.

**Federal
 Program
 Audit
 Requirements**

As a recipient of federal funds, your organization is subject to the Federal Single Audit Act of 1984 and the Single Audit Act Amendments of 1996. Part of your report requirements under the Act and Amendments include the preparation of a Schedule of Expenditures of Federal awards. The following information is provided to assist in the accurate completion of the Schedule:

Ms. Kronenberg
Page Three
August 25, 2016

Federal Program Audit Requirements-Continued	Federal Grantor Agency Pass-Through Agency Program Title Federal CFDA Number Pass-Through Grantor's Number	U.S. Department of Homeland Security - Federal Emergency Management Agency California Governor's Office of Emergency Services Public Assistance Grants 97.036 FEMA-4158-DR-CA, Cal OES ID: 075-00000
---	--	---

Appeal Process
Please compare the enclosed obligated Project Worksheet(s) (PW) with your copy of the original PW(s). In accordance with Title 44 Code of Federal Regulations, Section 206.206(a), if you disagree with FEMA's obligated amount(s) or scope of work for the Version 0 PW(s) addressed in this Package, you must appeal FEMA's determination within 60 days from receipt of this letter. The appeal must contain documented justification supporting your position and be addressed to the Assistant Director of Recovery. Please submit your letter of appeal to the following mailing address:

California Governor's Office of Emergency Services
Recovery Division, Public Assistance
3650 Schriever Avenue
Mather, California 95655

Please note, for all other PW versions, you will receive notification under separate cover from Cal OES's Public Assistance Section.

Questions and Inquiries
For appeal assistance, contact Public Assistance at (916) 845-8200. For assistance regarding this letter, contact the Grants Processing Unit's main line at (916) 845-8110.

GRANTS PROCESSING UNIT

Enclosures
c: Disaster Recovery Manager, FEMA
Applicant's Federal File
Applicant's State File

ADMINISTRATIVE ALLOWANCE PAYMENT REPORT

Decl#: 4158

OES ID#: 075-00000

Federal Pkg#: 33 / CDAA Supp#: 14

Small Project Amt.: 67,500

Applicant Name: San Francisco, City & County

OES Project#	PW#	PW Ref#	Total Project Obligations to Date (Fed&CDAA)	Authorized Payment Amounts		
				Federal Amount	CDAA Amount	Total Amount
52162	82	SFWEALY	419,015	No Project payments authorized for this pkg#/supp#.		
Total Admin Allowance:				0	8,380	8,380

Robin Shepard SSMI

08/15/16

APPLICANT HISTORY REPORT - FEDERAL OBLIGATION

Page: 1 -

Decl Num: 4158 Cal OES ID#: 075-00000 Applicant Name: San Francisco, City & County

Pkg. Num: 33 Fema Share: 75%

Department: San Francisco, City & County

Cal OES ID#: 075-00000-00

OES Project#	PW#	PW Ref#	Cat.	100% Elig.	FEMA Share	Ret %	Retention	Admin. Allowance	Available Amt.	% Complete
52162	82-0	SFWEALT	E	446,949	335,212	10	33,521	0	301,691	0
Department Total:				446,949	335,212		33,521	0	301,691	
Package 33 Total:				446,949	335,212		33,521	0	301,691	
Grand Total to Date:				5,858,774	4,394,081		417,955	0	3,976,126	
									Total Obligation:	4,394,081



Cal OES ID: 075-00000

Supplement Number: 14

Disaster Number: 4158

PROJECT APPLICATION APPROVAL
CALIFORNIA DISASTER ASSISTANCE ACT PROGRAM

1. SUBGRANTEE'S NAME AND ADDRESS

San Francisco, City & County
1011 Turk Street
San Francisco, CA 94102

2. AUTHORIZED AGENT

Anne Kronenberg
Executive Director of Emergency Management A

3. PROJECT SUMMARY
CATEGORY OF WORK

AMOUNT APPROVED BY STATE

A - DEBRIS REMOVAL	\$0
B - EMERGENCY PROTECTIVE MEASURES	\$0
C - ROAD SYSTEMS REPAIRS	\$0
D - DIKES, LEVEES & FLOOD CONTROL WORKS	\$0
E - PUBLIC BUILDINGS	\$83,803
F - UTILITIES	\$0
G - OTHER	\$0
H - FIRE SUPPRESSION	\$0
Z - FEDERAL ADMINISRATIVE COSTS	\$0
ADMINISTRATIVE ALLOWANCE	\$8,380
TOTAL THIS SUPPLEMENT	\$92,183
TOTAL NOW APPROVED FOR APPLICATION	\$1,208,372

4. Cal OES APPROVAL (Approved in accordance with attached Exhibit "C".)

SIGNATURE Robin Shepard
TITLE: MANAGER, GRANTS PROCESSING UNIT

DATE APPROVED August 15, 2016

CDAAs No.: 075-00000
 Applicant: San Francisco, City & County
 FEMA-4158-DR-CA, FIPS# 075-00000

St. Supplement Date 07/22/16

St. Sup. #	Dam. Cat.	CDAAs DSR#/PW#	FEMA DSR#/PW#	Total Obligation
14	E	26	82-0	83,803
	<u>Desc:</u>			
			Subtotal for Category E	83,803
			Subtotal for Supplement No. 14	83,803
			Administrative Allowance (10%)	8,380
			Total Supplement No. 14	92,183
			Sup.14 Eligible Amount	83,803
			Sup.14 Administrative Allowance(10%)	8,380
			Total Sup.14	92,183
			Application Eligible Amount	1,098,520
			Application Administrative Allowance(10%)	109,852
			Total Application	1,208,372

Report Generated on:	07/26/2016 16:55
Disaster Number:	4158
Applicants:	"000-UDE6N-00"
Report Format:	Detail

RECEIVED
 JUL 26 2016
 619322
 GRANTS PROCESSING UNIT

Date: 07/26/2016 16:55

Federal Emergency Management Agency
 Public Assistance Grant Summary (P.5)

075-00000-00 Disaster: FEMA-4158-DR-CA

Number of Records: 26

Applicant ID: 000-UDE6N-00

Applicant: CITY AND COUNTY OF SAN FRANCISCO

Ok

Bundle #	Date Approved	PW #	Cost Cat	Share	Project Amount (\$)	Federal Share (\$)	Subgrantee Admin (\$)	Total Approved (\$)
PA-09-CA-4158-State-0010(9)	05-09-2014	PA-09-CA-4158-PW-00030(0)	F	N	35,058.00	26,293.50	0.00	26,293.50
PA-09-CA-4158-State-0010(9)	05-09-2014	PA-09-CA-4158-PW-00035(0)	B	N	45,335.11	34,001.33	0.00	34,001.33
Applicant Total in Bundle PA-09-CA-4158-State-0010(9) (2 PWs)					80,393.11	60,294.83	0.00	60,294.83
PA-09-CA-4158-State-0011(10)	05-19-2014	PA-09-CA-4158-PW-00039(0)	F	N	25,239.68	18,929.76	0.00	18,929.76
PA-09-CA-4158-State-0011(10)	05-19-2014	PA-09-CA-4158-PW-00042(0)	F	N	267,031.00	200,273.25	0.00	200,273.25
Applicant Total in Bundle PA-09-CA-4158-State-0011(10) (2 PWs)					292,270.68	219,203.01	0.00	219,203.01
PA-09-CA-4158-State-0014(13)	06-18-2014	PA-09-CA-4158-PW-00049(0)	A	N	508,723.77	381,542.83	0.00	381,542.83
Applicant Total in Bundle PA-09-CA-4158-State-0014(13) (1 PW)					508,723.77	381,542.83	0.00	381,542.83
PA-09-CA-4158-State-0015(14)	06-23-2014	PA-09-CA-4158-PW-00026(0)	F	N	184,556.00	138,417.00	0.00	138,417.00
PA-09-CA-4158-State-0015(14)	06-23-2014	PA-09-CA-4158-PW-00041(0)	B	N	19,005.10	14,253.83	0.00	14,253.83
PA-09-CA-4158-State-0015(14)	06-23-2014	PA-09-CA-4158-PW-00045(0)	C	N	80,835.00	60,626.25	0.00	60,626.25
PA-09-CA-4158-State-0015(14)	06-23-2014	PA-09-CA-4158-PW-00050(0)	B	N	295,314.20	221,485.65	0.00	221,485.65
Applicant Total in Bundle PA-09-CA-4158-State-0015(14) (4 PWs)					579,710.30	434,782.73	0.00	434,782.73
PA-09-CA-4158-State-0016(15)	07-14-2014	PA-09-CA-4158-PW-00057(0)	B	N	43,824.25	32,868.19	0.00	32,868.19
Applicant Total in Bundle PA-09-CA-4158-State-0016(15) (1 PW)					43,824.25	32,868.19	0.00	32,868.19
PA-09-CA-4158-State-0018(17)	07-30-2014	PA-09-CA-4158-PW-00048(0)	B	N	80,593.70	60,445.28	0.00	60,445.28
PA-09-CA-4158-State-0018(17)	07-30-2014	PA-09-CA-4158-PW-00058(0)	A	N	218,174.00	163,630.50	0.00	163,630.50
PA-09-CA-4158-State-0018(17)	07-30-2014	PA-09-CA-4158-PW-00064(0)	A	N	86,173.35	64,630.01	0.00	64,630.01
PA-09-CA-4158-State-0018(17)	07-30-2014	PA-09-CA-4158-PW-00065(0)	B	N	30,623.42	22,967.57	0.00	22,967.57
PA-09-CA-4158-State-0018(17)	07-30-2014	PA-09-CA-4158-PW-00066(0)	B	N	74,841.08	56,130.81	0.00	56,130.81
PA-09-CA-4158-State-0018(17)	07-30-2014	PA-09-CA-4158-PW-00072(0)	F	N	127,019.79	95,264.84	0.00	95,264.84
Applicant Total in Bundle PA-09-CA-4158-State-0018(17) (6 PWs)					617,425.34	463,069.01	0.00	463,069.01
PA-09-CA-4158-State-0021(20)	08-19-2014	PA-09-CA-4158-PW-00055(0)	F	N	287,271.30	215,453.48	0.00	215,453.48

Date: 07/26/2016 16:55

Federal Emergency Management Agency
 Public Assistance Grant Summary (P.5)
 Disaster: FEMA-4158-DR-CA

Number of Records: 26

Applicant Total in Bundle PA-09-CA-4158-State-0021(20) (1 PW)					287,271.30	215,453.48	0.00	215,453.48
PA-09-CA-4158-State-0022(21)	08-22-2014	PA-09-CA-4158-PW-00060(0)	E	N	67,422.00	50,566.50	0.00	50,566.50
Applicant Total in Bundle PA-09-CA-4158-State-0022(21) (1 PW)					67,422.00	50,566.50	0.00	50,566.50
PA-09-CA-4158-State-0024(23)	10-14-2014	PA-09-CA-4158-PW-00079(0)	C	N	309,257.50	231,943.13	0.00	231,943.13
PA-09-CA-4158-State-0024(23)	10-14-2014	PA-09-CA-4158-PW-00080(0)	A	N	393,187.50	294,890.63	0.00	294,890.63
Applicant Total in Bundle PA-09-CA-4158-State-0024(23) (2 PWs)					702,445.00	526,833.76	0.00	526,833.76
PA-09-CA-4158-State-0025(24)	10-17-2014	PA-09-CA-4158-PW-00078(0)	F	N	2,012,000.39	1,509,000.29	0.00	1,509,000.29
Applicant Total in Bundle PA-09-CA-4158-State-0025(24) (1 PW)					2,012,000.39	1,509,000.29	0.00	1,509,000.29
PA-09-CA-4158-State-0026(25)	11-07-2014	PA-09-CA-4158-PW-00076(0)	F	N	125,043.44	93,782.58	0.00	93,782.58
Applicant Total in Bundle PA-09-CA-4158-State-0026(25) (1 PW)					125,043.44	93,782.58	0.00	93,782.58
PA-09-CA-4158-State-0028(27)	03-12-2015	PA-09-CA-4158-PW-00032(0)	C	N	75,900.00	56,925.00	0.00	56,925.00
Applicant Total in Bundle PA-09-CA-4158-State-0028(27) (1 PW)					75,900.00	56,925.00	0.00	56,925.00
PA-09-CA-4158-State-0030(29)	04-15-2016	PA-09-CA-4158-PW-00067(0)	F	N	126,908.00	95,181.00	0.00	95,181.00
Applicant Total in Bundle PA-09-CA-4158-State-0030(29) (1 PW)					126,908.00	95,181.00	0.00	95,181.00
PA-09-CA-4158-State-0032(31)	04-27-2016	PA-09-CA-4158-PW-00072(1)	F	N	(107,505.00)	(80,628.75)	0.00	(80,628.75)
Applicant Total in Bundle PA-09-CA-4158-State-0032(31) (1 PW)					(107,505.00)	(80,628.75)	0.00	(80,628.75)
PA-09-CA-4158-State-0033(32)	07-22-2016	PA-09-CA-4158-PW-00082(0)	E	N	446,950.64	335,212.98	0.00	335,212.98
Applicant Total in Bundle PA-09-CA-4158-State-0033(32) (1 PW)					446,950.64	335,212.98	0.00	335,212.98
APPLICANT TOTAL: 000-UDE6N-00 (26 PWs)					5,858,783.22	4,394,087.44	0.00	4,394,087.44
TOTAL for report: (26 PWs)					5,858,783.22	4,394,087.44	0.00	4,394,087.44

Report Generated on:	07/26/2016 16:56
Data Captured As Of:	07/26/2016 16:56
Disaster Number:	4158
Bundle:	PA-09-CA-4158-State-0033
Applicant:	000-UDE6N-00

Capture Date: 07/26/2016 16:56

Federal Emergency Management Agency

Project Application Grant Report (P.2)

Disaster: FEMA-4158-DR-CA

Number of Records: 1

Applicant ID: 000-UDE6N-00
 Bundle #: PA-09-CA-4158-State-0033(32)

Applicant: CITY AND COUNTY OF SAN FRANCISCO

PW #	Cat	Cost Share	Projected Completion Date	Approved PW Amount (\$)
PA-09-CA-4158-PW-00082(0)	E	N	06-13-2015	446,950.64

Facility Number:

1

Facility Name:

Alternate Project

Location:

City and County of San Francisco
 1 Dr. Carlton B. Goodlett Place, Rm. 316
 San Francisco, CA 94102-4694

Alternate Project Request

The Subgrantee does not intend to finish the permanent work associated with PW 44 Sites 1 and 2 (\$200,153), PW 53 Sites 1, 4 and 5 (\$139,292.64), or PW 72 Site 1 (\$107,505) for a total of \$446,950.64. However they do intend to complete the debris removal and hazardous waste testing at all of these sites. The Subgrantee's request for an Alternative Project in the amount of \$458,250.26 consists of purchasing capital equipment and upgrading their communication equipment. They have requested purchasing of a Tele Handler/Boom Lift for \$160,990.99, a 19-inch Capacity Drum-Style Brush Chipper for \$131,899.28, a 36-inch printer/ scanner/copier for \$12,900.00, a two speed skid steer/ track loader for \$78,511.20, and a video conferencing system consisting of monitors, cameras, and audio system for \$73,948.79.

In cases where restoring the damaged facility or its function would not serve the public welfare, the Subgrantee may request approval of an Alternate Project from FEMA through the Grantee. The Subgrantee's request complies with Policy 9525.13 requirement that the purchase of equipment exceeds the minimum of \$5,000.00 per unit to be eligible. FEMA has determined the Subgrantee's request for an alternate project is eligible in accordance with Title 44 Code of Federal Regulations (CFR) § 206.203. FEMA has prepared PW 44, 53, and 72 Version 1 to reflect the revised scope of work and cost.

FEMA has prepared this new PW #82 to document the alternate project scope of work, which automatically triggers FEMA's environmental review process. The Subgrantee must refrain from construction activities until FEMA has reviewed and cleared the alternate project scope of work for compliance with applicable federal environmental laws and regulations. This clearance will be noted in the PW along with any stipulations when you receive the notification of obligation. The Subgrantee may proceed with construction at that time. If the Subgrantee fails to obtain and comply with all appropriate federal, state, and local environmental laws, regulations, and/or permits prior to the start of construction, FEMA funding will be jeopardized. As a condition of receiving federal assistance, the Subgrantee must obtain and maintain insurance for this facility in accordance with 44 CFR § 206.250-253. FEMA has adjusted the capped amount to account for the deduction of debris removal costs for a total of \$446,950.64 (Federal Share of \$335,212.98). Total funding for the Alternate Project PW 82 is capped at 90% of \$335,212.98 for a capped total of \$301,691.68. See the attached table for a complete breakdown of approved costs.

Scope of Work:

1 PW	PWs (\$)	Subgrantee Admin Exp. (\$)	Total (\$)
Amount Eligible (\$)	446,950.64	0.00	446,950.64
Federal Share (\$)	335,212.98	0.00	335,212.98

Capture Date: 07/26/2016 16:56

Federal Emergency Management Agency
Project Application Grant Report (P.2)
Disaster: FEMA-4158-DR-CA

Number of Records: 1

PA-09-CA-4158-PW-00082(0) P	
Applicant Name:	Application Title:
CITY AND COUNTY OF SAN FRANCISCO	SFWEALT- Alternate Project
Period of Performance Start:	Period of Performance End:
12-13-2013	06-13-2015

Subgrant Application - Entire Application

Application Title: SFWEALT- Alternate Project
Application Number: PA-09-CA-4158-PW-00082(0)
Application Type: Subgrant Application (PW)

Preparer Information

Prefix
 First Name EUGENE
 Middle Initial
 Last Name GREENBERG
 Title PROJECT SPECIALIST
 Agency/Organization Name FEMA
 Address 1 1111 BROADWAY, SUITE 1200
 Address 2
 City OAKLAND
 State CA
 Zip 94607
 Email eugene.greenberg@fema.dhs.gov

Is the application preparer the Point of Contact? No

Point of Contact Information

Prefix
 First Name Ben
 Middle Initial
 Last Name Rosenfield
 Title Controller
 Agency/Organization City and County of San Francisco
 Address 1 1 Dr. Carlton B. Goodlett Place, Rm. 316
 Address 2
 City San Francisco
 State CA
 ZIP 94102

Phone 415-487-5282
 Fax
 Email BRosenfield@sfgwater.org

Alternate Point of Contact Information

Prefix
 First Name
 Middle Initial
 Last Name
 Title
 Agency/Organization
 Address 1
 Address 2
 City
 State
 ZIP
 Phone
 Fax
 Email

Project Description

Disaster Number: 4158
 Pre-Application Number: PA-09-CA-4158-RPA-0010
 Applicant ID: 000-UDE6N-00
 Applicant Name: CITY AND COUNTY OF SAN FRANCISCO
 Subdivision:
 Project Number: SFWEALT
 Standard Project Number/Title: 599 - Repair Damages to Public Buildings and Facilities
 Please Indicate the Project Type: Alternate
 Application Title: SFWEALT- Alternate Project
 Category: E.PUBLIC BUILDINGS
 Percentage Work Completed? 0.0 %
 As of Date: 03-17-2016

Comments
Attachments

Damage Facilities (Part 1 of 2)

Facility Number	Facility Name	Address	County	City	State	ZIP	Site Previously Damaged?	Action
1				San Francisco	CA	94102	No	

Alternate Project 1 Dr. Carlton B. Goodlett Place, Rm. 316 San Francisco

Comments
Attachments

Facility Name:	Alternate Project
Address 1:	1 Dr. Carlton B. Goodlett Place, Rm. 316
Address 2:	
County:	San Francisco
City:	San Francisco
State:	CA
ZIP:	94102
Was this site previously damaged?	No
Percentage Work Completed?	0.00 %
Location:	PA-09-CA-4158-PW-00082(0); City and County of San Francisco 1 Dr. Carlton B. Goodlett Place, Rm. 316 San Francisco, CA 94102-4694
Damage Description and Dimensions:	<p>PA-09-CA-4158-PW-00082(0): FEMA approved PW 44 for estimated costs of \$212,153.00 for damages to the Survey Cabin, its three support structures and a barn located in Miguel Meadows. The PW is organized into two (2) sites:</p> <ul style="list-style-type: none"> • Site 1: \$159,195.00 to address debris removal, hazardous waste testing, construction of the 26' x 30' survey cabin, and construction of two wood framed storage buildings. • Site 2: \$52,958.00 for debris removal, hazardous waste testing, replacement of a 15-foot x 15-foot wood barn, and replacement of 1,000 linear feet of 2-wire strand fence. The National Park Service (NPS) removed the debris, estimated at \$12,000 in the PW, at no cost to the Subgrantee. <p>FEMA approved PW 53 for estimated costs of \$294,824.77 for damages to two housing units and three outbuildings. The PW addresses debris removal and hazardous waste testing at five (5) sites, and includes the following costs and scopes of work:</p> <ul style="list-style-type: none"> • Site 1: \$160,431.00 to address construction of a replacement Intake Camp Cottage 13. • Site 2: \$104,302.27 to address replacement of a mobile home at Camp Cottage 13. • Site 3: \$25,276.86 to address replacement of a garage at the Early Intake Garage. • Site 4: \$3,744.72 to address construction of a replacement Intake Camp Storage Shed.

	<ul style="list-style-type: none"> • Site 5: \$1,069.92 to address construction of a replacement Intake Camp Mail Shack. <p>FEMA approved PW 72 for estimated costs of \$127,019.79 to address damage to the Holm DeLuge Water Tank. The PW is organized into two (2) sites:</p> <ul style="list-style-type: none"> • Site 1: \$122,634.00 to address emergency repairs, debris removal, hazardous waste testing, and replacement of the damaged Holm DeLuge Tank. • Site 2: \$2,520.47 actual cost for performing emergency repairs.
<p>Scope of Work:</p>	<p>PA-09-CA-4158-PW-00082(0): Alternate Project Request The Subgrantee does not intend to finish the permanent work associated with PW 44 Sites 1 and 2 (\$200,153), PW 53 Sites 1, 4 and 5 (\$139,292.64), or PW 72 Site 1 (\$107,505) for a total of \$446,950.64. However they do intend to complete the debris removal and hazardous waste testing at all of these sites. The Subgrantee's request for an Alternative Project in the amount of \$458,250.26 consists of purchasing capital equipment and upgrading their communication equipment. They have requested purchasing of a Tele Handler/Boom Lift for \$160,990.99, a 19-inch Capacity Drum-Style Brush Chipper for \$131,899.28, a 36-inch printer/ scanner/copier for \$12,900.00, a two speed skid steer/ track loader for \$78,511.20, and a video conferencing system consisting of monitors, cameras, and audio system for \$73,948.79.</p> <p>In cases where restoring the damaged facility or its function would not serve the public welfare, the Subgrantee may request approval of an Alternate Project from FEMA through the Grantee. The Subgrantee's request complies with Policy 9525.13 requirement that the purchase of equipment exceeds the minimum of \$5,000.00 per unit to be eligible. FEMA has determined the Subgrantee's request for an alternate project is eligible in accordance with Title 44 Code of Federal Regulations (CFR) § 206.203. FEMA has prepared PW 44, 53, and 72 Version 1 to reflect the revised scope of work and cost.</p> <p>FEMA has prepared this new PW #82 to document the alternate project scope of work, which automatically triggers FEMA's environmental review process. The Subgrantee must refrain from construction activities until FEMA has reviewed and cleared the alternate project scope of work for compliance with applicable federal environmental laws and regulations. This clearance will be noted in the PW along with any stipulations when you receive the notification of obligation. The Subgrantee may proceed with construction at that time. If the Subgrantee fails to obtain and comply with all appropriate federal, state, and local environmental laws, regulations, and/or permits prior to the start of construction, FEMA funding will be jeopardized. As a condition of receiving federal assistance, the Subgrantee must obtain and maintain insurance for this facility in accordance with 44 CFR § 206.250-253. FEMA has adjusted the capped amount to account for the deduction of debris removal costs for a total of \$446,950.64 (Federal Share of \$335,212.98). Total funding for the Alternate Project PW 82 is capped at 90% of \$335,212.98 for a capped total of \$301,691.68. See the attached table for a complete breakdown of approved costs.</p>

Hazard Mitigation Proposal		
* Is effective mitigation feasible on this site?	No	
If you answered Yes to the above question, the next question is required		
Will mitigation be performed on this site?		
If you answered Yes to the above question, the next question is required		
Do you wish to attach a Hazard Mitigation Proposal?		
If you answered Yes to the above question, the next two questions are required		
Please provide the Scope of Work for the estimate: (maximum 4000 characters)		
Would you like to add the Hazard Mitigation Proposal as a cost line item to the project cost?		
GIS Coordinates		
Project Location	Latitude	Longitude
1 Dr. Carlton B. Goodlett Place,	37.779115	-122.41931

Special Considerations

1. Does the damaged facility or item of work have insurance coverage and/or is it an insurable risk (e.g., buildings, equipment, vehicles, etc)? No
2. Is the damaged facility located within a floodplain or coastal high hazard area and/or does it have an impact on a floodplain or wetland? No
3. Is the damaged facility or item of work located within or adjacent to a Coastal Barrier Resource System Unit or an Otherwise Protected Area? No
4. Will the proposed facility repairs/reconstruction change the pre-disaster conditions (e.g., footprint, material, location, capacity, use of function)? No
5. Does the applicant have a hazard mitigation proposal or would the applicant like technical assistance for a hazard mitigation proposal? No
6. Is the damaged facility on the National Register of Historic Places or the state historic listing? Is it older than 50 years? Are there more, similar buildings near the site? No
7. Are there any pristine or undisturbed areas on, or near, the project site? Are there large tracts of forestland? No
8. Are there any hazardous materials at or adjacent to the damaged facility and/or item of work? No
9. Are there any other environmental or controversial issues associated with the damaged facility and/or item of work? Yes

Attachments

For Category C, D, E, F, and G Projects only

Is effective mitigation feasible on this project? No

If you answered **Yes** to the above question, the next question is required

Will mitigation be performed on any sites in this project?

If you answered **Yes** to the above question, the next question is required

Do you wish to attach a Hazard Mitigation Proposal?

If you answered **Yes** to the above question, the next two questions are required

Please provide the Scope of Work for the estimate:

Would you like to add the Hazard Mitigation Proposal as a cost line item to the project cost?

Comments
Attachments

Cost Estimate

Is this Project Worksheet for	
-------------------------------	--

(Preferred) Repair									
Sequence	Code	Material and/or Description	Unit Quantity	Unit of Measure	Unit Price	Subgrant Budget Class	Type	Cost Estimate	Action
*** Version 0 ***									
Work To Be Completed									
1	9999	Alternate Project	1	LS	\$ 446,950.64	EQUIPMENT	Work To Be Completed	\$ 446,950.64	
Total Cost :								\$ 446,950.64	

Insurance Adjustments (Deductibles, Proceeds and Settlements) - 5900/5901									
Sequence	Code	Material and/or Description	Unit Quantity	Unit of Measure	Unit Price	Subgrant Budget Class	Type	Cost Estimate	Action
Total Cost :								\$ 0.00	

Total Cost Estimate: (Preferred Estimate Type + Insurance Adjustments)	\$ 446,950.64
--	----------------------

Comments
Attachments

Existing Insurance Information

Insurance Type	Policy No.	Bldg/Property Amount	Content Amount	Insurance Amount	Deductible Amount	Years Required
----------------	------------	----------------------	----------------	------------------	-------------------	----------------

Required Insurance Information

Insurance Type	Policy No.	Bldg/Property Amount	Content Amount	Insurance Amount	Deductible Amount	Years Required
General	several items	\$ 571,839.00	\$ 0.00	\$ 571,839.00	\$	0

Comments
Attachments

Comments and Attachments

Name of Section	Comment	Attachment
Application Level	Cal OES understands FEMA has prepared this PW to document the alternate project scope of work, which consists of purchasing capital equipment and upgrading their communication equipment. Based on the information provided, Cal OES recommends approval of the scope of work and costs described in the subgrant as written. DThorpe 7/14/16	

Bundle Reference # (Amendment #)	Date Awarded
PA-09-CA-4158-State-0033(32)	07-22-2016

Subgrant Application - FEMA Form 90-91

Note: The Effective Cost Share for this application is 75%

FEDERAL EMERGENCY MANAGEMENT AGENCY
PROJECT WORKSHEET

DISASTER	PROJECT NO.	PA ID NO.	DATE	CATEGORY
FEMA	SFWEALT	000- UDE6N- 00	03-17-2016	E
4158	- DR -CA			
APPLICANT: CITY AND COUNTY OF SAN FRANCISCO			WORK COMPLETE AS OF: 03-17-2016 : 0 %	
Site 1 of 1				
DAMAGED FACILITY:			COUNTY: San Francisco	
Alternate Project.				
LOCATION:			LATITUDE:	LONGITUDE:
PA-09-CA-4158-PW-00082(0): City and County of San Francisco 1 Dr. Carlton B. Goodlett Place, Rm. 316 San Francisco, CA 94102-4694			37.779115	-122.41931
Current Version:				
DAMAGE DESCRIPTION AND DIMENSIONS:				
PA-09-CA-4158-PW-00082(0): FEMA approved PW 44 for estimated costs of \$212,153.00 for damages to the Survey Cabin, its three support structures and a barn located in Miguel Meadows. The PW is organized into two (2) sites:				
<ul style="list-style-type: none"> • Site 1: \$159,195.00 to address debris removal, hazardous waste testing, construction of the 26' x 30' survey cabin, and construction of two wood framed storage buildings. • Site 2: \$52,958.00 for debris removal, hazardous waste testing, replacement of a 15-foot x 15-foot wood barn, and replacement of 1,000 linear feet of 2-wire strand fence. The National Park Service (NPS) removed the debris, estimated at \$12,000 in the PW, at no cost to the Subgrantee. 				
FEMA approved PW 53 for estimated costs of \$294,824.77 for damages to two housing units and three outbuildings. The PW addresses debris removal and hazardous waste testing at five (5) sites, and includes the following costs and scopes of work:				
<ul style="list-style-type: none"> • Site 1: \$160,431.00 to address construction of a replacement Intake Camp Cottage 13. • Site 2: \$104,302.27 to address replacement of a mobile home at Camp Cottage 13. • Site 3: \$25,276.86 to address replacement of a garage at the Early Intake Garage. 				

- Site 4: \$3,744.72 to address construction of a replacement Intake Camp Storage Shed.
- Site 5: \$1,069.92 to address construction of a replacement Intake Camp Mail Shack.

FEMA approved PW 72 for estimated costs of \$127,019.79 to address damage to the Holm DeLuge Water Tank. The PW is organized into two (2) sites:

- Site 1: \$122,634.00 to address emergency repairs, debris removal, hazardous waste testing, and replacement of the damaged Holm DeLuge Tank.
- Site 2: \$2,520.47 actual cost for performing emergency repairs.

Current Version:

SCOPE OF WORK:

PA-09-CA-4158-PW-00082(0):

Alternate Project Request:

The Subgrantee does not intend to finish the permanent work associated with PW 44 Sites 1 and 2 (\$200,153), PW 53 Sites 1, 4 and 5 (\$139,292.64), or PW 72 Site 1 (\$107,505) for a total of \$446,950.64. However they do intend to complete the debris removal and hazardous waste testing at all of these sites. The Subgrantee's request for an Alternative Project in the amount of \$458,250.26 consists of purchasing capital equipment and upgrading their communication equipment. They have requested purchasing of a Tele Handler/Boom Lift for \$160,990.99, a 19-inch Capacity Drum-Style Brush Chipper for \$131,899.28, a 36-inch printer/ scanner/copier for \$12,900.00, a two speed skid steer/ track loader for \$78,511.20, and a video conferencing system consisting of monitors, cameras, and audio system for \$73,948.79.

In cases where restoring the damaged facility or its function would not serve the public welfare, the Subgrantee may request approval of an Alternate Project from FEMA through the Grantee. The Subgrantee's request complies with Policy 9525.13 requirement that the purchase of equipment exceeds the minimum of \$5,000.00 per unit to be eligible. FEMA has determined the Subgrantee's request for an alternate project is eligible in accordance with Title 44 Code of Federal Regulations (CFR) § 206.203. FEMA has prepared PW 44, 53, and 72 Version 1 to reflect the revised scope of work and cost.

FEMA has prepared this new PW #82 to document the alternate project scope of work, which automatically triggers FEMA's environmental review process. The Subgrantee must refrain from construction activities until FEMA has reviewed and cleared the alternate project scope of work for compliance with applicable federal environmental laws and regulations. This clearance will be noted in the PW along with any stipulations when you receive the notification of obligation. The Subgrantee may proceed with construction at that time. If the Subgrantee fails to obtain and comply with all appropriate federal, state, and local environmental laws, regulations, and/or permits prior to the start of construction, FEMA funding will be jeopardized. As a condition of receiving federal assistance, the Subgrantee must obtain and maintain insurance for this facility in accordance with 44 CFR § 206.250-253. FEMA has adjusted the capped amount to account for the deduction of debris removal costs for a total of \$446,950.64 (Federal Share of \$335,212.98). Total funding for the Alternate Project PW 82 is capped at 90% of \$335,212.98 for a capped total of \$301,691.68. See the attached table for a complete breakdown of approved costs.

Current Version:

Does the Scope of Work change the pre-disaster conditions at the site? <input type="checkbox"/> Yes <input checked="" type="checkbox"/> No	Special Considerations included? <input checked="" type="checkbox"/> Yes <input type="checkbox"/> No
Hazard Mitigation proposal included? <input type="checkbox"/> Yes <input checked="" type="checkbox"/> No	Is there insurance coverage on this facility? <input type="checkbox"/> Yes <input checked="" type="checkbox"/> No

PROJECT COST

ITEM	CODE	NARRATIVE	QUANTITY/UNIT	UNIT PRICE	COST
		*** Version 0 ***			
		Work To Be Completed			
1	9999	Alternate Project	1/LS	\$ 446,950.64	\$ 446,950.64
				TOTAL COST	\$ 446,950.64
PREPARED BY EUGENE GREENBERG			TITLE PROJECT SPECIALIST	SIGNATURE	
APPLICANT REP. Ben Rosenfield			TITLE Controller	SIGNATURE	

CITY AND COUNTY OF SAN FRANCISCO : PA-09-CA-4158-PW-00082

Conditions Information

Review Name	Condition Type	Condition Name	Description	Monitored	Status
Final Review	Other (EHP)			No	Approved

CITY AND COUNTY OF SAN FRANCISCO : PA-09-CA-4158-PW-00082					
Conditions Information					
		Clean Air Act (CAA)	The Subgrantee is responsible for complying with all applicable subparts of the CAA. Failure to do so could jeopardize the receipt of federal funding. Any changes to the scope of work must be resubmitted to FEMA for General Conformity Rule review prior to initiation of any work.		
Final Review	Other (EHP)	Standard Condition #3	If ground disturbing activities occur during construction, applicant will monitor ground disturbance and if any potential archeological resources are discovered, will immediately cease construction in that area and notify the State and FEMA.	No	Approved
Final Review	Other (EHP)	Standard Condition #2	This review does not address all federal, state and local requirements. Acceptance of federal funding requires recipient to comply with all federal, state and local laws. Failure to obtain all appropriate federal, state and local environmental permits and clearances may jeopardize federal funding.	No	Approved
Final Review	Other (EHP)	Standard Condition #1	Any change to the approved scope of work will require re-evaluation for compliance with NEPA and other Laws and Executive Orders.	No	Approved
Final Review	Other (EHP)	Resource Conservation and Recovery Act, aka Solid Waste Disposal Act (RCRA)	All wastes must be collected, stored, transported, and disposed of in accordance with State and Federal requirements. In addition to RCRA, asbestos-containing materials and lead-based paint must be tested for, abated, and otherwise handled in accordance with all other applicable laws, regulations, and ordinances including, but not limited to, the Clean Air Act and the Toxic Substances Control Act.	No	Approved
Final Review	Other (EHP)			No	Approved

CITY AND COUNTY OF SAN FRANCISCO : PA-09-CA-4158-PW-00082					
Conditions Information					
		Clean Air Act (CAA)	If any asbestos containing materials, lead based paint and/or other hazardous materials are known to be present and/or found during repair activities, the subgrantee must comply with all federal, state and local abatement, disposal and reporting requirements under National Emission Standard for Hazardous Air Pollutants (NESHAP).		
EHP Review	Other (EHP)	Standard Condition #3	If ground disturbing activities occur during construction, applicant will monitor ground disturbance and if any potential archeological resources are discovered, will immediately cease construction in that area and notify the State and FEMA.	No	Recommended
EHP Review	Other (EHP)	Standard Condition #2	This review does not address all federal, state and local requirements. Acceptance of federal funding requires recipient to comply with all federal, state and local laws. Failure to obtain all appropriate federal, state and local environmental permits and clearances may jeopardize federal funding.	No	Recommended
EHP Review	Other (EHP)	Standard Condition #1	Any change to the approved scope of work will require re-evaluation for compliance with NEPA and other Laws and Executive Orders.	No	Recommended
EHP Review	Other (EHP)	Resource Conservation and Recovery Act, aka Solid Waste Disposal Act (RCRA)	All wastes must be collected, stored, transported, and disposed of in accordance with State and Federal requirements. In addition to RCRA, asbestos-containing materials and lead-based paint must be tested for, abated, and otherwise handled in accordance with all other applicable laws, regulations, and ordinances including, but not limited to, the Clean Air Act and the	No	Recommended

CITY AND COUNTY OF SAN FRANCISCO : PA-09-CA-4158-PW-00082					
Conditions Information					
			Toxic Substances Control Act.		
EHP Review	Other (EHP)	Clean Air Act (CAA)	If any asbestos containing materials, lead based paint and/or other hazardous materials are known to be present and/or found during repair activities, the subgrantee must comply with all federal, state and local abatement, disposal and reporting requirements under National Emission Standard for Hazardous Air Pollutants (NESHAP).	No	Recommended
EHP Review	Other (EHP)	Clean Air Act (CAA)	The Subgrantee is responsible for complying with all applicable subparts of the CAA. Failure to do so could jeopardize the receipt of federal funding. Any changes to the scope of work must be resubmitted to FEMA for General Conformity Rule review prior to initiation of any work.	No	Recommended
Insurance Review	Program Terms (Program Specific)	Sec 311 Insurance requirements	TO DETERMINE TOTAL INSURANCE REQUIREMENTS, MUST INCLUDE ALL PW's FOR THIS FACILITY. Compliance with Section 311 of the Stafford Act and its implementing regulations, Title 44 CFR 206.250-253 is a grant condition. Applicant must purchase and maintain General insurance coverage for the building and its contents including equipment as identified in this subgrant application. Insurance coverage amount must, at a minimum, be the sum amount of all eligible damages and any Section 406 Hazard Mitigation costs. The required minimum amount is the sum from all subgrant applications for the specific building as result of this declared disaster. In the event this facility has a previous disaster insurance requirement, the highest of	Yes	Recommended

CITY AND COUNTY OF SAN FRANCISCO : PA-09-CA-4158-PW-00082					
Conditions Information					
				all disaster insurance requirements becomes the minimum. Applicant is required to provide the grantee with insurance documentation that demonstrates this insurance condition has been satisfied. FEMA will not provide assistance for the same facility for general damages in future disasters if the requirement to purchase and maintain general insurance is not met. (44 CFR 206.252 (d), 206.253(b)(1). gary renfro 4/25/16	

Internal Comments					
No.	Queue	User	Date/Time	Reviewer Comments	
5	<u>Final Review</u>	MCDONALD TIMOTHY	07-15-2016 06:39 PM GMT	7/15/16 - letter dated April 5, 2016 from Samuel Ronveaux to David Gillings approved Alternate Project Request for PWs 44, 53 and 72. This PW identifies the approved alternate scope of work. FEMA Log 309422; Cal OES Log 609265. tmc	
4	<u>Grantee Review</u>	Thorpe Daniel	07-14-2016 09:58 PM GMT	Cal OES understands FEMA has prepared this PW to document the alternate project scope of work, which consists of purchasing capital equipment and upgrading their communication equipment. Based on the information provided, Cal OES recommends approval of the scope of work and costs described in the subgrant as written. DThorpe 7/14/16	
3	EHP Review	GRIFFIN GREGORY	07-14-2016 09:38 PM GMT	<p>Cat E. 0% complete. Sub-recipient: City and County of San Francisco. Location (37.779115 -122.41931). Project is and alternate project request for purchasing and some installation of equipment. Based on the information provided this project has been determined to be a CE(i)&(ix). - dlangmai - 07/12/2016 23:09:38 GMT</p> <p>The project is located in Lake County which is within an attainment area for all criteria pollutants according to the USEPA (http://www.epa.gov/oaqps001/greenbk/ancl.html, updated 17 June 2016). The SOW associated with this PW is exempt from a conformity determination under the General Conformity Rule. - dlangmai - 07/12/2016 22:56:41 GMT</p> <p>Project is not within wetlands and would not have any direct or indirect impacts. - dlangmai - 07/12/2016 22:36:48 GMT</p> <p>Based on the nature of activities, the SOW associated with this PW does not have the potential to affected listed or proposed species or critical habitat. - dlangmai - 07/12/2016 22:57:49 GMT</p> <p>see condition - dlangmai - 07/12/2016 22:42:55 GMT</p> <p>Equipment storage and installation areas are located within a Zone X according to FIRM # 06109C1200C published April 16, 2009. There would be no indirect or direct effects to te floodplain from this project. No further review required.. - dlangmai - 07/12/2016 22:34:19 GMT</p>	

Internal Comments				
No.	Queue	User	Date/Time	Reviewer Comments
				This Undertaking was reviewed by Marjorie Nowick who meets the Secretary of the Interior's Professional Qualifications per Stipulation I.B.1.a of the Programmatic Agreement among FEMA, California SHPO, and CalOES (October 30, 2014). The Undertaking meets Programmatic Allowance II.B.3.d of the Programmatic Agreement. Therefore, it does not require review by or notification to the SHPO or the ACHP. - mnowick - 07/14/2016 17:30:45 GMT
2	<u>Initial Review (EHP Rework)</u>	GREENBERG EUGENE	05-03-2016 08:44 PM GMT	This is an alternate project comprised of various sites from different projects. No additional money will be added. This project is capped at the current amount. Eligible per EG
1	<u>Insurance Review</u>	RENFRO GARY	04-26-2016 01:48 AM GMT	<p>This is an alternate project combining 3 PWs. As part of the CFR 206.203 and 44 CFR 206.250-253 the applicant must obtain and maintain insurance in the amount of the previous PWs insurance requirement. These amounts would be PW 44 - \$159,195, PW 53 - \$290,010 and PW 72 \$122,634. The PW will be reduced to 90% of the original 3 PWs.</p> <p>TO DETERMINE TOTAL INSURANCE REQUIREMENTS, MUST INCLUDE ALL PWs FOR THIS FACILITY. Compliance with Section 311 of the Stafford Act and its implementing regulations, Title 44 CFR 206.250-253 is a grant condition. Applicant must purchase and maintain General insurance coverage for the building and its contents including equipment as identified in this subgrant application.</p> <p>Insurance coverage amount must, at a minimum, be the sum amount of all eligible damages and any Section 406 Hazard Mitigation costs. The required minimum amount is the sum from all subgrant applications for the specific building as result of this declared disaster. In the event this facility has a previous disaster insurance requirement, the highest of all disaster insurance requirements becomes the minimum.</p> <p>Applicant is required to provide the grantee with insurance documentation that demonstrates this insurance condition has been satisfied. FEMA will not provide assistance for the same facility for general damages in future disasters if the requirement to purchase and maintain general insurance is not met. (44 CFR 206.252(d), 206.253(b)(1). gary renfro 4/25/16</p>



CITY AND COUNTY OF SAN FRANCISCO

OFFICE OF THE CONTROLLER

Ben Rosenfield
Controller

Todd L. Rydstrom
Deputy Controller

August 31, 2015

Robert Lawson
Program Manager
Public Assistance
California Governor's Office of Emergency Services
3650 Schriever Avenue
Mather, California 95655

Re: Request for Version Change and Alternate Project Funding, City and County of San Francisco, PA ID 000-UDE6N-00, FEMA-4158-DR-CA, Cal-OES ID: 075-00000, Project Worksheets (PW) 44, 53, 72

Dear Mr. Lawson:

On behalf of the San Francisco Public Utilities Commission (SFPUC), I am writing to provide documentation for the requested version change of Project Worksheet (PW) #s 44, 53, and 72. Revisions to each PW include the use of funding for an Alternate Project PW instead of restoring damaged facilities to pre-fire condition. The following summarizes the proposed revisions for each PW:

PW 44

- **Site 1 Survey Cabin** – The PW Scope of Work (SOW) for this project includes: debris removal and hazardous waste testing, construction of a new stone foundation, in-kind replacement of the 26ft x 30ft wood cabin, construction of a new storage tank, and construction of two wood frame storage buildings. The fire-damaged cabin debris was removed by the National Park Service (NPS) in 2014. SFPUC does not intend to rebuild the cabin, tank, and storage buildings, and will use the funds identified in PW 44 for this construction (Project Cost Line items 2 through 20 - **\$152,195.00**) for an alternate project.
- **Site 2 Barn** – The PW SOW for this project includes: debris removal and hazardous waste testing, in-kind replacement of the 15ft x 30ft wood barn, and replacement of 1,000 linear feet of two-wire strand fence. The fire-damaged barn and fence debris was removed by the NPS in 2014. SFPUC does not intend to rebuild the barn or fence, and will use the funds identified in PW 44 for this construction (Project Cost Line items 1 through 6, and 8 - **\$47,958.00**) for an alternate project.

PW 53

- **Site 1 Intake Camp Cottage 13** – The PW SOW for this project includes debris removal, hazardous waste testing, and construction of a replacement Intake Camp Cottage 13. The SFPUC will complete all necessary debris removal and hazardous waste testing, but does not intend to rebuild the Intake Camp Cottage 13, and will use the funds originally identified in PW 53 for reconstruction of the cottage (Project Cost Line items 3 through 17 - **\$135,078.00**) for an alternate project.

Therefore, PW 53 should be revised for Site 1 Intake Camp Cottage 13 as follows:

- 1) Project Cost Line Items 1 – Hazardous Materials testing and abatement (\$5,000.00) and 2 – Foundation (“Conc slab incl excavating&hauling”) (\$20,353.00) remain in PW 53.
 - 2) Remove Project Cost Line Items 3 through 17 (\$135,078.00) and apply these funds to a new Alternate Project PW.
 - 3) The new revised cost estimate for Site 1 Intake Camp Cottage 13 will then be \$25,353.00.
- **Site 4 Intake Camp Storage Shed** – The PW SOW for this project includes debris removal, hazardous waste testing, and construction of a replacement Intake Camp Storage Shed. The SFPUC will complete all necessary debris removal and hazardous waste testing, but does not intend to rebuild the Intake Camp Storage Shed, and will use the funds originally identified in PW 53 for reconstruction of the storage shed (Project Cost Line Item 1 - **\$3,744.72**) for an alternate project, less the cost estimate for debris removal (estimated debris removal costs were not presented in PW 53).

Therefore, PW 53 should be revised for Site 4 Intake Camp Storage Shed as follows:

- 1) Remove Project Cost Line Item 1 – Reconstruct 7ft x 8ft storage shed (\$3,744.72, less the cost estimate for debris removal) and apply these funds to a new Alternate Project PW.
 - 2) The new revised cost estimate for Site 4 Intake Camp Storage Shed will then be the cost estimate for debris removal activities.
- **Site 5 Intake Camp Mail Shack** – The PW SOW for this project includes debris removal, hazardous waste testing, and construction of a replacement Intake Camp Mail Shack. The SFPUC will complete all necessary debris removal and hazardous waste testing, but does not intend to rebuild the Intake Camp Mail Shack, and will use the funds originally identified in PW 53 for reconstruction of the mail shack (Project Cost Line Item 1 - **\$1,069.92**) for an alternate project, less the cost estimate for debris removal (estimated debris removal costs were not presented in PW 53).

Therefore, PW 53 should be revised for Site 5 Early Intake Mail Shack as follows:

- 1) Remove Project Cost Line Item 1 – Reconstruct Mail Shack (\$1,069.92, less the cost estimate for debris removal) and apply these funds to a new Alternate Project PW.
- 2) The new revised cost estimate for Site 5 Early Intake Mail Shack will then be the cost estimate for debris removal activities.

PW 72

- **Site 1 Holm Deluge Tank** – The PW SOW for this project includes emergency repairs to the deluge tank’s plumbing appurtenances to keep water supply to Holm Powerhouse available during the fire, the demolition of the original wood water tank that was damaged by the Rim Fire, debris removal, and construction of a replacement deluge tank. The SFPUC will complete the emergency repairs and all necessary debris removal and hazardous waste testing, but does not intend to rebuild the Holm Deluge Tank, and will use the funds originally identified in PW 72 for reconstruction of the deluge tank (Project Cost Line Item 2 - **\$122,634.00**) for an alternate project, less the cost estimate for debris removal (estimated debris removal costs were not presented in PW 72).

Therefore, PW 72 should be revised for Site 1 Holm Deluge Tank as follows:

- 1) Project Cost Line Item 1 - Site 2 Holm Deluge Tank Emergency Repairs (\$2,520.47) and 3 - Direct Administrative Costs (\$1,865.32) remain in PW 72.
- 2) Remove Project Cost Line Item 2 - Site 1 Holm Deluge Tank Work to be Completed (\$122,634.00, less the cost estimate for debris removal) and apply these funds to a new Alternate Project PW.
- 3) The new revised cost estimate for Site 1 Holm Deluge Tank will then be \$4,385.79 plus the cost estimate for debris removal.

A summary of project funds from PWs 44, 53, and 72 that will be used for a new Alternate Project PW is included in *Attachment 1 - Alternate Project Available Funds*. In total, **\$462,679.64** will be available to fund a new Alternate Project PW.

A communication system upgrade project and several equipment purchases have been identified by SFPUC to utilize the available alternate project funding. The following briefly summarizes the SOW and the cost estimate for each project. A summary of SOWs, costs, and vendor quotations can also be found in *Attachment 2 - Alternate Projects Cost and Scope*.

- **Caterpillar Model TH514C HR Tele Handler** - This equipment will be utilized for slope stabilization activities (fence protection) and for materials transport. The cost estimate for the Tele Handler equipment is **\$160,990.99**.
- **Video Conferencing System** - SFPUC plans to install a video/audio conferencing system at the Schoolhouse Building in Moccasin, California. This conferencing system will be utilized to increase communications with SFPUC staff located in San Francisco, including training and presentations where on-screen sharing of documents is required. In addition, this system will be a key communication tool if another emergency event occurs, and an Incident Command Center is established in the Schoolhouse (similar to was established for the Rim Fire disaster). The cost estimate for installation of the video conferencing system is **\$73,948.79**.
- **2015 Bandit Model 1890XP 19" Capacity Drum-Style Chipper** - This equipment will be utilized for clearing Rim Fire damaged trees, as well as being utilized for transmission line clearance and vegetation management. The cost estimate for the chipper is **\$131,899.28**.
- **Hewlett Packard T3500 MFP 36" Plotter** - This equipment will be used by the Hetch Hetchy Water and Power (HHWP) Records and Archive Department for the reproduction of large format drawings. The cost estimate for the plotter is **\$12,900.00**.
- **John Deere 333E with AC Cab & Loader Bucket** - This equipment will be utilized in conjunction with the chipper (described above), as well as with clean-up of small rock/landslides. The cost estimate for the track loader is **\$78,511.20**.

In total, SFPUC has identified **\$458,250.26** in projects that would utilize Alternate Project funds. If there are sufficient savings following the completion of the projects, then additional projects will be identified and the SOWs and cost estimates will be provided. A list of additional equipment that has been preliminarily identified can also be found in *Attachment 2 - Alternate Projects Cost and Scope*.

Staff from the SFPUC are available to address any questions or concerns you might have. Please contact Cheryl Taylor at 415-487-5282 or ctaylor@sfwater.org.

Best regards,



Todd L. Rydstrom
Deputy Controller
City and County of San Francisco

Cc: Eric Sandler, CFO and AGM Business Services, SFPUC
Kathryn How, AGM Infrastructure, SFPUC
Tonia Lediju, Director, City Services Auditor, Controller's Office
David Gillings, Public Assistance Officer, Cal-OES
Cal-OES Program Staff

Attachments:

1. Alternate Project Available Funds
2. Alternate Projects Cost and Scope

Attachment 1:

Alternate Project Funds

ATTACHMENT 1:

Alternate Project Available Funds

Item	Code	Narrative	Available Alternate Project Funding
PW 44 Site 1 - Survey Cabin			
2	9999	Concrete pier foundation for Survey Cabin	\$ 6,777.00
3	9999	Exterior masonry foundation wall	\$ 5,980.00
4	9999	Vertical Framing Carpentry	\$ 9,974.00
5	9999	Horizontal Framing Carpentry	\$ 12,222.00
6	9999	Finish Carpentry including windows and doors	\$ 10,925.00
7	9999	Cabin exterior siding and roof	\$ 7,347.00
8	9999	Chimney/masonry heatin unit replacement	\$ 8,000.00
9	9999	Minor plumbing to exterior water supply	\$ 700.00
10	9999	Survey Cabin Contents: propane water heater	\$ 600.00
11	9999	Steel Sink and faucet	\$ 397.00
12	9999	Propane stove	\$ 800.00
13	9999	Propane refrigerator	\$ 900.00
14	9999	Three twin beds, metal frame	\$ 768.00
15	9999	Outdoor Small Water Tank	\$ 1,000.00
16	9999	Storage shed 1	\$ 8,252.00
17	9999	Storage shed 2	\$ 6,189.00
18	9999	4x4 Outhouse	\$ 825.00
19	9999	Allowance for rotary wing delivery of materials	\$ 10,000.00
20	9999	Cost Estimating Format - Construction	\$ 60,539.00
PW 44 Site 1 Total:			\$ 152,195.00
PW 44 Site 2 - Barn			
1	9999	Vertical Framing	\$ 12,881.00
2	9999	Horizontal Framing	\$ 12,994.00
3	9999	Interior partitions, doors	\$ 5,120.00
4	9999	Roof Trusses	\$ 1,040.00
5	9999	Replace 1,000 lf of two wire-strand fence	\$ 6,870.00
6	9999	Contractor overhead and profit	\$ 5,130.00
8	9999	Engineering and design	\$ 3,923.00
PW 44 Site 2 Total:			\$ 47,958.00

ATTACHMENT 1:

Alternate Project Available Funds

Item	Code	Narrative	Available Alternate Project Funding
PW 53 Site 1 - Intake Camp Cottage 13			
3	9999	Vertical framing	\$ 7,992.00
4	9999	Horizontal framing	\$ 9,644.00
5	9999	Exterior wood siding	\$ 5,757.00
6	9999	Corrugated metal roof	\$ 1,627.00
7	9999	Interior framing incl doors and windows	\$ 5,219.00
8	9999	Finish Carpentry	\$ 7,213.00
9	9999	Materials handling and tools	\$ 1,394.00
10	9999	Kitchen sink installed	\$ 560.00
11	9999	Plumbing: 5 drops (drains) @ \$500 per drop	\$ 2,500.00
12	9999	Bathroom lavatory, bathtub/shower, and toilet	\$ 1,852.43
13	9999	Electrical for cottage: 10 outlets and 6 fixtures	\$ 4,287.21
14	9999	Install circuit breaker; connect to external electrical distribution	\$ 1,175.00
15	9999	CEF Part B to H for cottage structure only and no other sites	\$ 82,237.36
16	9999	Kitchen stove, microwave oven, and toaster	\$ 1,500.00
17	9999	Refrigerator and kitchen utensils	\$ 2,120.00
PW 53 Site 1 Total:			\$ 135,078.00
PW 53 Site 4 - Intake Camp Storage Shed			
1	9999	Reconstruct 7ft X 8ft storage shed	\$ 3,744.72
PW 53 Site 4 Total:			\$ 3,744.72
PW 53 Site 5 - Intake Camp Mail Shack			
1	9999	Reconstruct Mail Shack	\$ 1,069.92
PW 53 Site 5 Total:			\$ 1,069.92
PW 72 Site 1 - Holm Deluge Tank			
2	9888	Site 1 Holm Deluge Tank Work To Be Completed	\$ 122,634.00
PW 72 Site 1 Total:			\$ 122,634.00
Total Available Funds for Alternate Project			\$ 462,679.64

Attachment 2:

Alternate Projects Cost and Scope

Hetch Hetchy Water and Power
 Alternative Project Requests to FEMA
 7/20/2015

DESCRIPTION	Vendor	Amount	Priority	Equipment Justification
Telehandlers Cat TH514C	Holt of California	\$160,990.99	1	This equipment will assist crews conducting slope protection and make the work much safer and more efficient: 1) by setting needed fencing and other materials up to the top of the slope, and 2) it will also be used to conduct work from a work platform basket on slope protection. The equipment will also be used to deck logs and move materials at job sites.
Video Conferencing System - Schoolhouse	Avidex	\$73,948.79	2	The video conferencing system will allow for Hetch Hetchy personnel in Moccasin to conduct "face-to-face" meetings with SFPUC personnel in San Francisco. This system will also allow for screen sharing between parties, giving users the capability of viewing files/documents simultaneously. Due to the remote location of Moccasin to San Francisco, the video conferencing system will increase the effectiveness of communication between the two locations.
Bandit 1890XP 19"	Cal-Line	\$131,899.28	3	With a multitude of burned trees and bug kill trees in the Hetch Hetchy Right of Way, the cleanup required in these areas would require chipping slash and decking the logs. The requested chipper will handle the bigger wood/lumber to accomplish this work. The grapple type chipper requested will also save man-hours and help us meet our NERC/WECC requirements for transmission line clearance and vegetation management.
Plotter For Records/Archives	ARC	\$12,900.00	4	Hetch Hetchy Records and Archives is responsible for Hetch Hetchy Records Management, including the reproduction of large format drawings. Records and Archives currently has an outdated large format printer. The printer is over 10 years old, is cumbersome to use, and extremely slow. The requested printer would allow Records and Archives to print large-format drawings and documents to meet internal customer requests.
John Deere 333E w/AC Cab & Loader Bucket	Papé	\$78,511.20	5	This machine will be able to feed the chipper by bringing slash to a reachable point (slash that is too far out for grapple to reach); while creating much less impacts to ground surfaces, minimizing the environmental effects of the work. It will also be used for small clean up for slope protection work and small rock/landslides.
TOTAL:		\$458,250.26		



June 23, 2015

HETCH HETCHY WATER & POWER

Account # 001396
 PO BOX 160
 MOCCASIN, California 95347 9999

Attention: Ray Klein

New CATERPILLAR Model: TH514C HR Tele Handlers with all standard equipment in addition to the additional specifications listed below:

ADDITIONAL SPECIFICATIONS

Reference #	Description of Material and Equipment	Reference #	Description of Material and Equipment
415-1696	TH514C TELEHANDLER, HRC	453-5951	14.0X25,16PY,GY,SGG,FOAM FILLED TIRES
454-6494	BOOM, STANDARD	454-3963	MANUAL IT COUPLER
454-5798	ENGINE,75KW, C3.4B, T4I	314-5533	FENDERS
445-2362	TRANSMISSION, POWERSHIFT, 4SPD	420-1236	LOADCHART (NACD), TH514C
463-7124	AXLE ARRANGEMENT, DUAL BRAKING	425-2222	ANSI INSTRUCTIONS
463-7115	DRIVESHAFT, DUAL AXLE BRAKING	446-8901	MANUAL, OPER. MAINT. ENGLISH
437-2612	CONTROLS, FORKS PATTERN	453-7078	CAB MOUNTED WORKINGLIGHTS
441-9722	DUAL BATTERY	443-6273	ROTATING BEACON
450-1910	LIGHTS, ROADING, CONST, RH DIP	315-3857	ROOF GUARD
453-7008	PREMIUM PACKAGE, AIR CON	454-5150	PARTS MANUAL
464-7322	DUAL AXLE BRAKING	320-9306	LICENSE PLATE HOLDER
315-3788	FABRIC PREMIUM SEAT	301-9758	72" STANDARD CARRIAGE
229-0583	3" RETRACTABLE SEAT BELT	301-9754	PALLET FORKS 2.36 X 6 X 60"
454-4025	ENV CTRL, AIR CON, STD BOOM		
453-6543	FRONT & ROOF WASHER AND WIPER		

WARRANTY INFORMATION

Standard Warranty:

12 months / unlimited hours

SELL PRICE	\$149,759.06
SALES TAX (7.5%)	\$11,231.93
AFTER TAX BALANCE	\$160,990.99

F.O.B/TERMS: DELIVER TO CUSTOMER LOCATION

STANDARD EQUIPMENT

CONSIST NOTE - The Standard Equipment listing is a - description of a TH514C TELEHANDLER HRC - equipped with all lowest charged items. -

BOOMS, STICKS AND LINKAGES - Three section boom - with non-metallic wear pads - Coupler tilt angle maintained auto- - matically throughout boom range - by a compensation cylinder -

POWERTRAIN - Cat C3.4B Diesel engine, 75 kW/ 101hp - Stage IIIB (Tier IVi) compliant - 4 section cooling pack - Air to air charge cooler - Engine coolant - Hydraulic oil - Transmission oil - Fuel cooler - Water separator - Dual element air filter - with condition indicator - CAT powershift transmission - Four forward, three reverse gears - F-N-R and gear change on joystick - Spin on engine oil filter - Spin on hydraulic filter - Spin on transmission filter - Planetary drive axles with full-time, - mechanical four-wheel drive - Power-assisted, hydraulic braking system - Enclosed oil disc brakes on front axle - Limited slip differential on front axle - Dry disc parking brake - Transmission disconnect on brake pedal - Steer cylinders protected above axles - Three steering modes: circle, crab and - two-wheel front steer with automatic - alignment

HYDRAULICS - Load sensing, torque regulated variable - flow piston pump - Max flow 150L/min - Max pressure 250 bar - Electronic joystick, simultaneous and - proportional control to all four boom - functions - One auxiliary hydraulic service with - continuous flow facility - Lock valves on all load carrying - cylinders -

ELECTRICAL - 12 volt electrical system - 120 ampere alternator - 900 CCA maintenance-free battery - Anti-restart key switch - Horn - Audible back-up alarm - Electronic control module - 12 volt internal and external - power sockets - Electronic Technician diagnostic - connector -

OPERATOR ENVIRONMENT - ROPS certified cabin isolated on - rubber mounts - Multi function joystick - Interactive LCD monitor - 2 way adjustable mechanical suspension - seat - Seat belt - Left and right side rear view mirrors - Interior mirror - Windscreen wiper washer - Rear window wiper - Floor mat - Steering wheel with spinner knob - Load charts - Fuse panel -

TIRES, RIMS, AND WHEELS - Mitas 14.00-24 16 ply directional tires -

FLUIDS - Extended life Antifreeze -34F / -37C -

OTHER STANDARD EQUIPMENT - Stabilizer legs. - Frame levelling. - Integral lift and tie-down points - Manual IT interface quick coupler - Rear counterweight -

INSTRUCTIONS - Operation and maintenance manual - Parts manual on CD-ROM

This quote is good for (30) days. Any machine quoted outside of HOLT of CALIFORNIA's inventory is subject to revision All quotes are subject to credit approval and prior sale. Any quoted interest rates are subject to change without notice. Quote is void unless machine is delivered, and remains, within HOLT of CALIFORNIA's Dealership territory for two years or unless the machine has at least 1000 hours if delivered outside of Holt's territory.

THE ADDITIONAL TERMS AND CONDITIONS ON THE REVERSE SIDE ARE PART OF AND INCORPORATED IN THIS AGREEMENT. THIS AGREEMENT SHALL NOT BE CONSIDERED ENFORCEABLE UNTIL ACCEPTED BY HOLT AND EXECUTED BY ITS OFFICE. ANY INDIVIDUAL SIGNING THIS AGREEMENT REPRESENTS AND WARRANTS THAT HE/SHE IS AT LEAST 18 YEARS OLD AND HAS THE AUTHORITY TO BIND CUSTOMER TO THE TERMS OF THE AGREEMENT.

Accepted by _____
(Please Print)

Date, _____

Signature _____

Sincerely,
Jason Hjelmstad
Territory Manager
Holt of California
jhjelmstad@holtca.com
(209)321-2831

GET A TELEHANDLER FOR ONLY \$31 PER DAY.*

NEW TELEHANDLERS

TH514C

[< Back](#)

GET A TELEHANDLER FOR ONLY \$31 PER DAY.*
See Offer

[REQUEST A QUOTE](#)

[FIND YOUR DEALER](#)

[COMPARE MODELS](#)

[USED TELEHANDLERS](#)

[VIEW PRODUCT DOWNLOADS](#)



TH514C Telehandler

PHOTO



[SPECIFICATIONS](#)

[BENEFITS & FEATURES](#)

[RELATED PRODUCTS](#)

OVERVIEW

ENGINE

UNITS: US METRIC

Engine Model	Cat® C3.4B (meets U.S. EPA Tier 4 Interim Emission Standards)
Bore	3.9 in
Stroke	4.3 in
Displacement	207.5 in ³
Gross Power (ISO 14396)	101.0 hp
Maximum Torque	420 N·m/1,400 rpm

WEIGHTS

Operating Weight with Carriage and Forks	24890.0 lb
--	------------

OPERATING SPECIFICATIONS

Rated Load Capacity	11021.0 lb
Maximum Lift Height	45.0 ft
Load at Max Height – Stabilizers Down	7000.0 lb
Load at Max Height – Stabilizers Up	4000.0 lb
Maximum Forward Reach	30.25 ft
Load at Max Reach – Stabilizers Down	3000.0 lb
Load at Max Reach – Stabilizers Up	1000.0 lb
Top Travel Speed	20.0 mph

Drawbar Pull 74.5 kW	22037.0 lb
----------------------	------------

Maximum Lift Height – Stabilizers Down	45.0 ft
--	---------

Maximum Lift Height – Stabilizers Up	43.5 ft
--------------------------------------	---------

Outside Turning Radius Over Tires	12.86 ft
-----------------------------------	----------

TIRES

Standard	14.00-24 16PR TG-02
----------	---------------------

HYDRAULIC SYSTEM

Maximum System Pressure	3626.0 psi
-------------------------	------------

Maximum Pump Flow	39.63 gal/min
-------------------	---------------

Pump Type	Variable displacement load sensing axial piston pump
-----------	--

Auxiliary Hydraulic Supply – Intermittent	21.13 gal/min
---	---------------

Auxiliary Hydraulic Supply – Continuous	15.85 gal/min
---	---------------

SERVICE REFILL CAPACITIES

Fuel Tank	39.63 gal
-----------	-----------

Hydraulic Tank	23.78 gal
----------------	-----------

TRANSMISSION SPEEDS

Forward – 1	3.6 mph
-------------	---------

Forward – 2	6.7 mph
-------------	---------

Forward – 3	15.2 mph
-------------	----------

Forward – 4	20.0 mph
-------------	----------

OUR CUSTOMERS SAY IT BEST
-JOHN MCGEE

"Cat's been a great product for us. It's always dependable and performs really well."

WATCH VIDEO

ONLY \$31 PER DAY.*

SEE OFFER

San Francisco Public Utility District Hetch-Hetchy

PROPOSAL
Avidex Project No. 140394 Version 1



Submitted by Account Executive Barbara Wilkinson-Stuller
209-768-4555 bwstuller@avidexav.com
24 July 2014



Audio Video Integration & Design Excellence

6100 Stewart Avenue | Fremont, CA 94538 | 510.297.7100

AVIDEX
CA LOW VOLTAGE LICENSE CSLB #981651
Confidential

1

July 24, 2014

Version 1

2903

INTRODUCTION

This proposal describes the audio-visual updates to the Hetch Hetchy site for video conferencing.

Any revised or new system must be:

- Technically capable of providing for the needs of the intended uses
- Reliable for the users and not require excessive support
- Operation of the systems needs to be as simple and easy to use for all who interact with them
- The solutions must be cost-effective both in deployment and long-term operation

Systems must provide for the following considerations:

- Consistent interface for easier user recognition
- Implementations that allow for flexibility to adapt to the future choices of technology
- Compatibility with IT direction of Unified Communications

JOB SITE LOCATION

Our work will be executed at the location of Hetch-Hetchy in Mocassin, CA in the following rooms/spaces: Schoolhouse, Modular 7, and Cottage 7.

SCOPE

SchoolHouse

Provide a VTC cart based solution with dual 60" monitors with PTZ camera and audio system that will accommodate local training/presentations, and emergency operations. It is desired that sessions maybe recorded (video & audio) to local OFE PC.

Video:

The video system will include:

- (2) 60" LCD Monitors, mounted on cart, for local display and video conferencing.
- A Polycom codec with 1080p upgrade & Multipoint (upto 6 SD or 4 HD connections) options.
- An OFE PC will be installed in cart as source for local presentations and recording. Recording software to be OFE.
- Camera to be mounted on cart.
- Network connections and power will be via OFE floorbox.

Audio:

The audio system will include a Shure MXW wireless microphone system with Biamp DSP microphone control for voice pick up for video and audio conferencing with the following configuration:

- Desktop Transceiver base
- (12) 5" shock-mounted gooseneck microphones
- (2) bodypack microphones with over the ear option
- (2) 8-CH Access Point Transceiver
- (2) 8-CH Networked Interface
- (4) 8-CH Networked Charging station
- DSP Microphone Control
- In addition to monitor speakers, an additional pair of speakers will be mounted to the dual display system for sound.

Cart/Equipment Rack:

The selected dual monitor cart with camera mount includes a 14RU rack that will be utilized for equipment mounting and storage. Cart includes front/rear locking doors and wheel base.

Modular 7

Provide and install a wall mounted VTC system with PTZ camera and dual 55" monitors for video conferencing and local presentations in 8-14 person type conference room.

Video:

The video system will include:

- (2) 55" LCD Monitors, mounted on wall for local display and video conferencing.
- A Polycom codec with 1080p upgrade & Multipoint (upto 6 SD or 4 HD connections) options.
- Network connections and power will be OFE.
- A shelf will be provided to mount the codec to wall.
- A wall plate will provide a connection point to the system for local presentations and video conferencing content on monitors.

Audio:

The audio system will be via Polycom system supplied table top microphone with the monitor speakers utilized for sound.

Cottage 7

Provide and install a wall mounted VTC system with fixed camera and dual 55" monitors for video conferencing and local presentations in 2-4 person type conference room.

Video:

The video system will include:

- (2) 55" LCD Monitors, mounted on wall for local display and video conferencing.
- A Polycom codec with 1080p upgrade & Multipoint (upto 6 SD or 4 HD connections) options.
- Network connections and power will be OFE.
- A shelf will be provided to mount the codec to wall.
- A wall plate will provide a connection point to the system for local presentations and video conferencing content on monitors.

Audio:

The audio system will be via Polycom system supplied table top microphone with the monitor speakers utilized for sound.

SCHEDULE

We anticipate completion of the project based on the following schedule milestones: Receipt of purchase order or executed contract, agreement, equipment procurement, pre-fabrication, installation, commissioning/testing, final acceptance, and transition to warranty support.

This project is anticipated to take approximately 8 weeks from receipt of a valid Purchase Order or an executed contract referring to this proposal document. This is not a guarantee of delivery or installation time. Actual delivery and installation schedules will be finalized after the receipt of Purchase Order.

PRICING

TOTAL EQUIPMENT COST.	\$85,066.00
TECHNICAL SERVICES - This proposal is based on the use of non-union labor for all activities.	\$24,007.00
GENERAL & ADMINISTRATIVE	\$0
SUPPORT PLAN - The Standard Support Program has been included.	\$4,336.00
SUBTOTAL	\$ 113,409.00
CA RECYCLING FEE	\$30.00
SHIPPING ESTIMATE All <u>applicable</u> shipping charges will be added at time of invoicing.	\$2,167.69
TAXES All <u>applicable</u> sales tax will be added at time of invoicing based on current tax rates as required by state law.	\$6,542.54
GRAND TOTAL	\$ 122,149.23

This proposal is valid for 60 days.

PAYMENT TERMS

Monthly progress invoices are due and payable according to standard net 30 day terms. Actual freight and sales tax will be applied at time of invoicing. There is a 1.5% finance charge for late payment of invoice.

ASSUMPTIONS

- **Room Availability:** Rooms are to be made available for exclusive use on the day(s) of the scheduled installation. Unless specifically arranged in advance, room(s) will be available during Normal Business Hours in eight (8) contiguous hour segments. "Normal Business Hours" are defined as Monday through Friday, 8:00am to 5:00pm.
- **Electrical Outlets and Pathways:** Prior to Avidex beginning on site work, the Owner will provide all electrical outlets floor boxes, conduits and core drills in the area(s) where audiovisual equipment is to be installed as specified by Avidex.
- **Structural Vibrations:** Jobsite building structures; including ceilings, walls and floors; used to support audiovisual equipment are assumed to be vibration free.
- **Existing Equipment/Wiring:**
 - **Documentation:** If this project entails installation and/or re-use of any existing equipment and/or wiring provided by the Owner, Owner shall, at Avidex request, provide any documentation which may be required to properly install and/or integrate that equipment into the new system.
 - **Good Working Order:** Avidex is not responsible for the integrity and/or good working order of any existing hardware and/or wiring which is designated to be included in this new system. If, during the installation process, such hardware / wiring is found to be defective, it is understood that the completion date of the project may be affected, and a change order may be required to overcome the obstacle(s) created by such defects.
- **Restocking Fees:** Any standard merchandise that has been ordered for the job, and is not used as a result of any customer changes to the design, or refused by the customer at the time of delivery will be subject to a minimum of 30% (of the sales price) restocking fees, plus any incurred freight charges. Any custom merchandise will be subject to a 100% (of the sales price) restocking fee, plus any incurred freight.
- **Delays/Postponement:** Should Avidex be delayed in the progress and performance of the work due to material changes, labor disputes, fire, unusual delay in deliveries, construction delays, project postponement, unavoidable casualties or other causes beyond Avidex control, the agreed upon time for completion shall be extended by change order.
- **Right of Revision:** In developing a comprehensive proposal for equipment and installation services, Avidex and our engineering teams must make some assumptions regarding the physical construction of your facility, the availability of technical infrastructure and site conditions for installation. Changes to the proposal may have an effect on the price of equipment or services. To ensure you have an accurate proposal based on your facility and specific to the conditions of your project, please review these assumptions carefully.
- **Freight:** Freight fees are estimated for ground freight service. Expedited freight, as required by the client, will be prepaid and added to invoices.
- **Customer:** The pricing information provided in this proposal is solely intended and valid for the Customer listed on the title page. Should the listed Customer engage a subcontractor or other entity to be an intermediary between themselves and Avidex for this Scope of Work, a G&A fee may be added to the proposed price. Additionally, the subcontractor or other entity would need to secure credit approval from Avidex before the agreement can be accepted and the work begins.

WORK & PRODUCTS PROVIDED BY OTHERS (EXCLUSIONS)

- The owner or the owner's architect will provide the Avidex engineering department with all required architectural floor, reflected ceiling, building elevation, and section plans in an agreed upon AutoCAD format at no charge to Avidex.
- Any and all related electrical work, including but not limited to 110VAC, conduit, raceway and boxes. This includes all conduits, high voltage wiring panels, breakers, relays, boxes, receptacles, etc.
- All network connectivity, routing, switching and port configuration necessary to support audio-visual equipment, unless specifically addressed elsewhere in this document.
- Voice and data infrastructure and systems.
- Necessary sheet rock replacement and or repair.
- Necessary ceiling tile or T-bar modifications, replacement and/or repair.
- All millwork, moldings, trim, etc., or modifications to project millwork necessary to accommodate the installation of the audiovisual equipment unless otherwise noted in this proposal.
- Rough-in, bracing, framing, or finish trim carpentry for installation.
- Backing required to support wall mounted equipment including display, loudspeakers, camera, et cetera.
- Painting, patching or finishing of architectural surfaces.
- Core drilling and/or concrete saw cutting.
- HVAC, plumbing, sprinkler head and lighting fixture relocation.
- Ceiling, roof, firewall, and/or floor penetration(s).
- Removal or patching, of fire stopping.
- Structural welding, cutting, or reinforcement of structural steel members required for support of assemblies.
- Work in asbestos treated areas and asbestos abatement is not included in our scope of work. If asbestos is discovered during our work, Avidex will notify our customer and will stop work until asbestos abatement work is completed by others.
- Any subscription services, cabling, and equipment.
- Provision and configuration of owner furnished computers and software.
- Acquisition of permits.

NEW SYSTEM WARRANTY

Avidex warrants the integrated system(s) furnished are free of defects in workmanship and materials for a period of one year from the date of acceptance or date of first beneficial use whichever occurs first. Remedy for such defects during the warranty period shall be provided at no additional expense to the client and shall be handled as expeditiously as is feasible during normal business hours and days of operation.

- This warranty includes trouble shooting, uninstalling and installing of any equipment within the Avidex AV system except for the cost to service and/or repair Owner Furnished Equipment (OFE) or equipment out of manufacturer's warrant. Avidex will broker and process the repair of that equipment at the standard Avidex rate.

MAINTENANCE & SUPPORT AGREEMENT OPTIONS

Avidex offers three levels of maintenance that can be customized as needed for your requirements.

Program Levels	AV Help Desk	On-Site Technical Response Time	Preventive Maintenance
Premium Plus	8 AM to 5 PM PT	4 Business Hours	4 Visits*
Premium	8 AM to 5 PM PT	8 Business Hours	2 Visits*
Standard	8 AM to 5 PM PT	12 Business Hours	2 Visits*

Avidex recommends the Standard Maintenance and Support Agreements (M&SA) for this system. While this system is fully warranted, the Avidex M&SA provides proactive and reactive support services which provide worry free operation of the system for one year. **Additional Maintenance and Support option details will be provided upon request.**

AUTHORIZATION TO PROCEED – INTEGRATION SERVICES

Upon receipt of Purchase Order or Executed Contract, referencing this proposal, Avidex will begin the implementation phase of this project.

Submitted by: Avidex Industries, LLC

Name: Barbara Wilkinson-Stuller

Signature: Barbara Stuller

Date: 7-24-14

Attachments:

Integrated Systems Terms & Conditions

Appendix A - Support Agreement

INTEGRATED SYSTEMS TERMS & CONDITIONS

1. SCOPE OF PROJECT

In this document the term "owner" shall mean client. Avidex Industries, LLC ("Avidex") shall execute entire work described in the included proposal and/or quote concerning the owners' system integration. This project is based upon information provided by the owner. It is possible that as the project progresses, additional hardware, equipment and labor may be necessary to complete the project. These additions will be considered change orders and be handled under the change order procedure contained herein.

2. AGREEMENT SUM AND TAXES

The owner shall pay Avidex in current US dollars for performance of the work on this agreement, subject to additions or any deductions that are documented by written change of order. The prices for equipment indicated in this agreement are subject to taxes, including but not limited to, sales, excise or use taxes. The Owner shall pay all applicable sales, use, ad valorem, excise and/or others taxes imposed on either party, associated with the sale of goods and / or services. Avidex will invoice for all applicable taxes.

3. PERIOD AND PAYMENT TERMS

Avidex will submit invoices for work performed on a monthly basis. The billing period will commence upon acceptance of this proposal, receipt of a Purchase Order or Executed Contract. The final invoice will be submitted upon the completion of the work, or first beneficial use of the system, whichever occurs first. Monthly progress payments are due 30 days from date of invoice. A 1.5% monthly finance charge may be assessed on all past due invoices.

4. PREVAILING TERMS AND CONDITIONS

The terms and conditions of this agreement and the terms and conditions contained in any appendices to this agreement, together form the entire purchased order. Request for quotation, acceptance, or other purchasing documents, concerning products which are inconsistent with, different from, or in addition to the terms and conditions of this agreement are void.

5. APPROVAL OF ORDERS

This agreement and all owner purchase orders for products under this agreement are subject to acceptance by Avidex including, if appropriate, approval by Avidex Credit Department. Upon notice by Avidex, the owner will furnish Avidex such financial information as Avidex may reasonably request for this approval. Such financial information shall be proprietary and confidential to the owner and Avidex agrees not to disclose this information to any other party or use the information other than for the internal credit check. Avidex may, at its sole discretion, cancel this agreement at any time if the owner fails to meet credit requirements established by Avidex.

6. TITLE AND RISK OF LOSS

Title and risk of loss of or damaged to any products will pass to the owner upon Avidex's delivery of the products to the owner. Client must make all claims for damage to or loss of products directly with their insurer.

7. OWNER

Except for permits and fees that are the responsibility of Avidex, under the Request for Proposal, the owner shall secure and pay for necessary approvals, assessments and charges required for the construction, use or occupancy of permanent structures or permanent changes in existing facilities.

8. RESPONSIBILITY AND INDEMNIFICATION

Avidex shall be responsible to the owner for the acts and omissions of Avidex's employees and subcontractors, if any, performing portions of the work under this agreement. Avidex employees understand that they have no right to enter into agreements with or make representation on behalf of the owner. Avidex shall review, approve, and submit to the project manager, shop drawings, product data, samples and similar submittals as required, for written approval prior to the commencement of the work. The work shall be in accordance with approved submittals. To the fullest extent permitted by law, Avidex shall indemnify and hold harmless the owner, Project Manager, its employees, officers, agents and directors from and against claims, damages, losses and expenses, including but not limited to, attorney's fees arising out of or resulting from performance of the work, provided that such claim, damage, loss or expense is attributable to failure to deliver clear title to the owner, bodily injury, sickness, disease or death, or to injury to or destruction of tangible property (other than the work itself), including loss of use resulting there from, but only to the extent caused in whole or in part by negligent or intentional acts or omissions of Avidex or anyone directly or indirectly employed by Avidex or anyone for whose acts Avidex may be liable, regardless of whether or not such claims, damage, loss or expense is caused in part by a party indemnified

hereunder. Such obligation shall not be construed to negate, abridge, or reduce other rights or obligations of indemnity that would otherwise exist as to a party or person. In claims against any person or entity indemnified under this paragraph by an employee of Avidex, anyone directly or indirectly employed by them, or anyone for whose acts they may be liable, the indemnification obligation under this paragraph shall not be limited by a limitation on amount or type of damages, compensation or benefits payable by or for Avidex or under workers' or workmen's compensation acts, disability benefit acts or other employee benefit acts.

9. INSURANCE

Avidex shall purchase from and maintain in a company or companies lawfully authorized to do business in the jurisdiction in which the project is located insurance for protection from claims under workers' or workmen's compensation acts and other employee benefit acts which are applicable, claims for damages because of bodily injury, including death, and from claims for damages, other than to the work itself, to property which may arise out of or result from Avidex operations under the agreement. Certificates of such insurance shall be filed with the owner prior to the commencement of the work. Owner shall be responsible for purchasing and maintaining its usual property and liability insurance.

10. FINANCE CHARGE/COSTS OF COLLECTION

If the Owner fails to pay Avidex for equipment and/or services when due, then in addition to any other remedies available to Avidex under this agreement or allowed by law for that default, the Owner shall pay Avidex an additional monthly finance charge equal to the lesser of: a) one and one-half percent (1.5%); or b) the maximum monthly interest rate allowed by law; of any amounts past due, chargeable during each month that the payment remains outstanding and Avidex's reasonable and actual expenses for collection, including, but not limited to attorneys' fees and court costs.

11. ARBITRATION

All claims or disputes between Avidex and the owner arising out of relation to the agreement, or the breach thereof, shall be decided by arbitration in accordance with the Construction Industry Arbitration Rules of the American Arbitration Association currently in effect unless the parties mutually agree otherwise and subject to an initial presentation of the claim or dispute on the project. Notice of the demand for arbitration shall be filed in writing with the other party to this agreement and with the American Arbitration Association and shall be made within a reasonable time after the dispute has arisen. The award rendered by the arbitrator or arbitrators shall be final, and a judgment may be entered upon it in accordance with applicable law in any court having jurisdiction thereof.

12. TIME

Should Avidex be delayed at any time in the progress of the work, by material changes ordered in the work, by labor disputes, fire, unusual delay in deliveries, construction delays, unavoidable casualties or causes beyond Avidex's control, the agreed upon time for completion shall be extended by Change Order for such reasonable time as the Project manager may determine. Such Changes Orders may include charges to cover additional costs incurred by Avidex due to the delay. Avidex's proposals for installation costs are based upon 8-hour days and 40-hour workweeks, Monday through Friday, between the hours of 8:00 am and 5:00 pm. Installation costs for work outside of normal business hours or business days may be subject to overtime rates, when mutually agreed upon in writing. Project timeline and completion schedules will not begin until deposit or initial payment is received by Avidex.

13. INSTALLATION

Avidex's proposals for installation cost are based on 8-hour days and 40-hour weeks, Monday through Friday, between the hours of 8:00 am and 5:00 pm. However, with prior Owner approval and security clearance, installation activity and access to the project site may take place outside of normal business hours and days. Avidex will install all items not requiring heavy construction, and shall make all final connections of equipment, except direct connections into the buildings electrical system. There should be no use of the system by the owner for its intended purpose until such time as formal approval and acceptance has taken place. Avidex may waive this requirement only with a written authorization. Any operations or changes by the owner or contractors other than Avidex, which result in damage or impairment of the system and may require a change order and additional charges to the owner. The attached proposal and/or quote was based upon site surveys and verbal information from the owner. While every effort has been made to determine installation

conditions, on occasion unforeseen problems may arise that will require a change order to cover additional costs by Avidex.

14. CHANGES/RETURNS/CANCELLATION

Any changes or modifications to the agreed upon scope of work defined in this proposal must be mutually agreed upon in writing. All changes shall be submitted and approved in writing, and documented in a change order. Should the Owner in whole cancel a project or in part, prior to final completion, the Owner agrees to pay Avidex for all reasonable costs incurred to date and/or to bring the project to an acceptable close. These costs include, but are not limited to: the design and engineering services; project management; the installation and programming technical labor; the subcontracting costs; the materials and equipment costs incurred to date; and other miscellaneous documented costs. Materials and equipment are also subject to restocking charge policy. Due to the custom nature of the audiovisual equipment, Owner requested changes once the equipment is in hand or in transit, may result in restocking charges to the Owner. Restocking charges will be 30% of the equipment sale price, plus freight for non-custom equipment, and 100% of the equipment sale price, plus freight for all custom or specialty (non-standard) equipment. Any changes to the agreed upon scope of work defined in the proposal must be authorized in writing.

15. NO RAID/NON-SOLICITATION

During the term of the Agreement and for a period of one year thereafter, neither party shall solicit, offer to hire, or hire any employee of the other party.

16. WARRANTY

Avidex warrants the integrated system(s) furnished are free of defects in workmanship and materials for a period of one year from the date of acceptance or date of first beneficial use whichever occurs first. Remedy for such defects during the warranty period shall be provided at no additional expense to the client and shall be handled as expeditiously as is feasible during normal business hours and days of operation. This warranty includes trouble shooting, uninstalling and installing of any equipment within the Avidex AV system except for the cost to service and/or repair Owner Furnished Equipment (OFE) or out of manufacturer warranty equipment. Avidex will broker and process the repair of that equipment at the standard Avidex fee rate.

17. WAIVER

Either party's waiver of the other's default in its obligations under any terms or conditions of this agreement will not in any way limit or affect that party's right to enforce and compel strict compliance with that term or condition at any other time or with any other term or condition.

18. ENTIRE AGREEMENT

This agreement and appendices to this agreement, including the RFP as reference herein, supersede, terminate and otherwise void any and all prior written and/or oral agreement between the parties with respect to products. There are no warranties, representations or understandings of any kind or description whatsoever made by either party to the other, except such as are expressly set forth herein. Any additional terms or notes appearing on schedules, proposal summaries and/or Change Order are by this reference incorporated in this agreement.

19. LIMITATION OF LIABILITY

Without limitation of any other provision in this agreement limiting or excluding liability of Avidex the exclusive damages recoverable by the purchaser for any claim of any kind whatsoever arising from or in any way connected to any breach of this agreement, or the purchaser's purchase shall not be greater than the actual purchase price paid by the purchaser with respect to which such claim is made, and in no event shall Avidex be liable for any special, indirect, incidental or consequential damages of any kind, including without limitation any damages with respect to loss of income, compensation or prospective profits, any expenditures, investments or commitments of the purchaser, any loss with respect to the establishment, development or maintenance of business reputation or good will, or any loss incurred in obtaining substitute products, or arising from the claims of third parties.

20. GENERAL

During the performance of this Agreement the contractor/vendor shall comply with all applicable federal, state and local laws of any nature whatsoever in connection with the goods and services provided including, but not limited, to, applicable provisions of E.O. 11246, Rehabilitation Act of 1973, Vietnam Era Veterans' Readjustment Assistance Act of 1974, E.O. 13496 and respective regulations including 29 C.F.R. 471 Appendix A to Subpart A, and the EEO Clauses set forth in 41 C.F.R. 60-1.4, 41 C.F.R. 60-300.5 and 41 C.F.R. 60-741.5 This contractor and subcontractor shall abide by the requirements of 41 C.F.R. 60-300.5(a) and 60-741.5(a). These regulations prohibit discrimination against qualified individuals on the basis of protected veteran status or disability, and require affirmative action by covered prime contractors and subcontractors to employ and advance in employment qualified protected veterans and individuals with disabilities, all of which are incorporated herein by reference.

Project Name : Hetch Hetchy
 Project # : 140394
 Original Date : July 1, 2014
 Rev Date : July 24, 2014
 Sales Person : Barbara Stuller/Tracy McAllister
 Sale Engineer : Jim Scilise
 RP Barbara Stuller/Tracy McAllister
 Room or Option Name: Schoolhouse

Display

Item	Manufacturer	Model	Description	Qty	List Price	Unit Price	Ext. Total
D1	Sharp	LC-60EQ10U	60" LCD	2		\$ 1,398.00	\$ 2,796.00
D2	VFI	Package E	Dual Monitor cart w/rack space.	1	\$ 2,999.00	\$ 1,764.00	\$ 1,764.00
D3	VFI	PM-CMP	Camera Mounting plate	1	\$ 99.00	\$ 58.00	\$ 58.00
D4	VFI	PB	six outlet power bar	1	\$ 49.00	\$ 30.00	\$ 30.00
D5	VFI	9031-2	Shelf for OFE PC	1		\$ 42.00	\$ 42.00
D6	MAP	UD3	3 Space Utility Drawer	1	\$ 160.96	\$ 98.00	\$ 98.00
Display Total							\$ 4,788.00

Video

Item	Manufacturer	Model	Description	Qty	List Price	Unit Price	Ext. Total
V1	Polycom	7200-64250-001	Group 500-720 Codec w/Eagle Eye Camera	1	\$ 10,999.00	\$ 7,117.00	\$ 7,117.00
V2	Polycom	4870-64250-160	Total Coverage	1	\$ 1,320.00	\$ 1,243.00	\$ 1,243.00
V3	Polycom	5150-65082-001	Group Series 1080p HD License	1	\$ 2,999.00	\$ 2,188.00	\$ 2,188.00
V4	Extron	60-1253-01	DSC 301 HD Three Input HDCP-Compliant Scaler	1	\$ 1,190.00	\$ 700.00	\$ 700.00
V5	Extron	60-998-01	HDMI DA4 Four Output HDMI	1	\$ 990.00	\$ 583.00	\$ 583.00
V6	Extron	60-190-01	Rack mount	1	\$ 130.00	\$ 77.00	\$ 77.00
V7	Extron	26-663-15	15R HDMI - Ultra Flexible High Speed (for user)	1		\$ 59.00	\$ 59.00
V8	Liberty	E-HDSEM-M-01.5	5ft HDMI - 10.2Gbps High Speed (for Scaler, DA, and codec)	3		\$ 7.00	\$ 21.00
V9	Liberty	E-HDSEM-M-03	10ft HDMI - 10.2Gbps High Speed (for TVs)	4		\$ 11.00	\$ 44.00
V10	Extron	26-566-03	12R VGA - Micro male-male with audio (for User)	1		\$ 36.00	\$ 36.00
V11	Polycom	5150-65081-001	Multipoint License	1	\$3,099.00	\$2,552.00	\$ 2,552.00
Video Total							\$ 14,620.00

Audio

Item	Manufacturer	Model	Description	Qty	List Price	Unit Price	Ext. Total
A1	Shure	MXWAPT8--Z10	8-ch Access Point Transceiver	2		\$ 2,765.00	\$ 5,530.00
A2	Shure	MXW8--Z10	Desktop Transceiver	12		\$ 471.00	\$ 5,652.00
A3	Shure	MX405LP/C	5" Shock-mounted Gooseneck, Cardioid, Less Preamp	12		\$ 175.00	\$ 2,100.00
A4	Shure	MXW1/O--Z10	Bodypack Transmitter w/integrated Omnidirectional mic	2		\$ 453.00	\$ 906.00
A5	Shure	WCE6IT	Omnidirectional Condenser Flexible Earset Mic	2		\$ 306.00	\$ 612.00
A6	Shure	MXWAN18	8-CH Network Interface	2		\$ 1,013.00	\$ 2,026.00
A7	Shure	MXWNCS8	8-CH Networked Charging Station	4		\$ 1,442.00	\$ 5,768.00
A8	Blamp	NEXIA TC	NEXIA 8 wide-band Sona™ AEC inputs, 2 mic/line inputs, 4 mic/line outputs, & telephone interface.	1		\$ 1,764.00	\$ 1,764.00
A9	Blamp	NEXIA VC	NEXIA 8 wide-band Sona™ AEC inputs, 2 mic/line inputs, 4 mic/line outputs, & codec interface.	1		\$ 1,764.00	\$ 1,764.00
A10	Extron	60-844-03	Amplifier Stereo Amp - 15 Watts/Ch	1		\$ 218.00	\$ 218.00
A11	Extron	60-190-01	Rack mount	1	\$ 130.00	\$ 77.00	\$ 77.00
A12	Innovox	FS-V2	Left/Right Speaker pair	1		\$ 693.00	\$ 693.00
A13	Innovox	FLEX-DDK	Dual display mounting kit	1		\$ 78.00	\$ 78.00
A14						\$ -	\$ -
Audio Total							\$ 27,188.00

Control

Item	Manufacturer	Model	Description	Qty	List Price	Unit Price	Ext. Total
C1	Ingram	081992	Netgear FS116 16PORT 10/100 SWITCH	1	\$ 96.00	\$ 71.00	\$ 71.00
C2	Extron	60-1071-02	IPCP 505 IP Link Control Processor	1	\$ 2,590.00	\$ 1,524.00	\$ 1,524.00
C3	Extron	60-1208-02	TLP 710TV Tabletop	1	\$ 3,590.00	\$ 2,112.00	\$ 2,112.00
C4	MAP	UTR1	Universal Shelf for Lan switch	1	\$ 37.40	\$ 23.00	\$ 23.00
C5						\$ -	\$ -
Control Total							\$ 3,730.00

Rack & Accessories

Item	Manufacturer	Model	Description	Qty	List Price	Unit Price	Ext. Total
R1	Liberty	A94538-WQ392505	Cart Aux IO rack panel	1		\$ 63.00	\$ 63.00
R2	Liberty	A94538-WQ392506	Cart rear power and network plate	1		\$ 37.00	\$ 37.00

R3	MAP	EB1	1RU Blank - Flanged - Black Powder Coated	3	\$ 10.62	\$ 7.00	\$ 21.00
R4	MAP	EB2	2RU Blank - Flanged - Black Powder Coated	1	\$ 14.24	\$ 9.00	\$ 9.00
R5						\$ -	\$ -
Rack and Accessories Total							\$ 130.00

Misc. Materials

Item	Manufacturer	Model	Description	Qty	List Price	Unit Price	Ext. Total
M8		JBEQ1000	Misc Equipment Allowance	1		\$ 118.00	\$ 118.00
M9		JBDM1000	Direct Materials	1		\$ -	\$ -
M10			Indirect Materials	1		\$ 1,264.00	\$ 1,264.00
Misc. Materials Total							\$ 1,382.00

Equipment Summary

Display System	\$ 4,788.00
Video System	\$ 14,620.00
Audio System	\$ 27,188.00
Control System	\$ 3,730.00
Rack and Accessories	\$ 130.00
Misc. Materials	\$ 1,382.00
Equipment Subtotal	\$ 51,838.00

Technical Services

	Hours	Job Code	Rate	Total
Reimbursable Expenses		JEO4000	\$ 1,143.00	\$ 1,143.00
Presales Design and Engineering		JL01100	\$ 129.00	\$ -
Bid Preparation		JL01150	\$ 129.00	\$ -
Project Supervisor		JL02150	\$ 108.00	\$ 2,160.00
Project Foreman		JL02155	\$ 99.00	\$ -
Project Administrator		JL02160	\$ 69.00	\$ -
Contract Administrator		JL02170	\$ 108.00	\$ -
Associate Engineer		JL02180	\$ 108.00	\$ -
Field Engineer / Testing		JL02185	\$ 108.00	\$ 1,728.00
Design / Project Engineer		JL03100	\$ 129.00	\$ 387.00
Senior Design Engineer		JL03150	\$ 146.00	\$ -
CAD		JL03200	\$ 95.00	\$ 380.00
Field Installation		JL04000	\$ 95.00	\$ 2,280.00
Shop Technician		JL04100	\$ 95.00	\$ 1,140.00
Programmer		JL08000	\$ 129.00	\$ 3,612.00
System Manuals		JL09100	\$ 95.00	\$ -
Training		JL09200	\$ 108.00	\$ -
Labor General Admin		JLGM1000	\$ -	\$ -
Subcontractor #1		JSC4000	\$ -	\$ -
Subcontractor #2		JSC4000	\$ -	\$ -
Technical Services Subtotal				\$ 12,830.00

TOTALS

Equipment Subtotal	\$ 51,838.00
Technical Services Subtotal	\$ 12,830.00
AV Warranty	\$ 1,321.00
Service Agreement	\$ 2,642.00
General & Administrative	JGM1000 \$ -
Project Subtotal	\$ 68,631.00

Estimated Sales Tax	7.50%	\$ 3,986.92
Estimated Shipping and Handling		\$ 1,320.87

CA Electronic Waste Recycling Fee - CRT, LCD, & Plasmas			
www.dtsc.ca.gov	Qty	Fee (each)	Total
Screen Sizes more than 4", Less than 15"	0	\$ 3.00	\$ -
15 inches or more, less than 35 inches	0	\$ 4.00	\$ -
35 inches or more	2	\$ 5.00	\$ 10.00

Grand Total	\$ 73,948.79
--------------------	---------------------

Project Name : Hetch Hetchy
 Project # : 140394
 Original Date : July 1, 2014
 Rev Date: July 24, 2014
 Sales Person : Barbara Stuller/Tracy McAlister
 Sale Engineer : Jim Scilise
 RP Barbara Stuller/Tracy McAlister
 Room or Option Name: Modular 7

Display

Item	Manufacturer	Model	Description	Qty	List Price	Unit Price	Ext. Total
D1	Sharp	LC-55LE643U	55" LCD Monitors	2		\$ 789.00	\$ 1,578.00
D2	Chief	LTMU	Wall Mounts	2		\$ 194.00	\$ 388.00
D3						\$ -	\$ -
Display Total							\$ 1,966.00

Video

Item	Manufacturer	Model	Description	Qty	List Price	Unit Price	Ext. Total
V1	Polycom	7200-64250-001	Group 500-720 Codec w/Eagle Eye Camera	1	\$ 10,999.00	\$ 7,117.00	\$ 7,117.00
V2	Polycom	4870-64250-160	Total Coverage	1	\$ 1,320.00	\$ 1,243.00	\$ 1,243.00
V3	Polycom	5150-65082-001	Group Series 1080p HD License	1	\$ 2,999.00	\$ 2,188.00	\$ 2,188.00
V4	Vaddio	535-2000-221	Camera Wall Mount	1		\$ 106.00	\$ 106.00
V5	VFI	PM-RP-BKT	wall mount for codec	1	\$ 99.00	\$ 58.00	\$ 58.00
V6	Extron	26-663-15	15ft HDMI - Ultra Flexible High Speed (for user)	1		\$ 59.00	\$ 59.00
V7	Liberty	E-HDSEM-M-01.5	5ft HDMI - 10.2Gbps High Speed (for Scaler and codec)	2		\$ 7.00	\$ 14.00
V8	Liberty	E-HDSEM-M-03	10ft HDMI - 10.2Gbps High Speed (for TVs)	2		\$ 11.00	\$ 22.00
V9	Extron	26-566-03	12ft VGA - Micro male-male with audio (for User)	1		\$ 36.00	\$ 36.00
V10	Extron	60-1253-01	DSC 301 HD Three Input HDCP-Compliant Scaler	1	\$ 1,190.00	\$ 700.00	\$ 700.00
V11	Extron	70-212-01	Mounting brackets	1	\$ 50.00	\$ 30.00	\$ 30.00
V12	Polycom	5150-65081-001	Multipoint License	1	\$ 3,099.00	\$ 2,552.00	\$ 2,552.00
Video Total							\$ 14,125.00

Misc. Materials

Item	Manufacturer	Model	Description	Qty	List Price	Unit Price	Ext. Total
M8		JBEQ1000	Misc Equipment Allowance	1		\$ 118.00	\$ 118.00
M9		JBDM1000	Direct Materials	1		\$ -	\$ -
M10			Indirect Materials	1		\$ 405.00	\$ 405.00
Misc. Materials Total							\$ 523.00

Equipment Summary

Display System	\$ 1,966.00
Video System	\$ 14,125.00
Audio System	\$ -
Control System	\$ -
Rack and Accessories	\$ -
Misc. Materials	\$ 523.00
Equipment Subtotal	\$ 16,614.00

Technical Services

	Hours	Job Code	Rate	Total
Reimbursable Expenses		JE04000	\$ 286.00	\$ 286.00
Presales Design and Engineering		JL01100	\$ 129.00	\$ -
Bid Preparation		JL01150	\$ 129.00	\$ -
Project Supervisor		JL02150	\$ 108.00	\$ 864.00
Project Foreman		JL02155	\$ 99.00	\$ -
Project Administrator		JL02160	\$ 69.00	\$ -
Contract Administrator		JL02170	\$ 108.00	\$ -
Associate Engineer		JL02180	\$ 108.00	\$ -
Field Engineer / Testing		JL02185	\$ 108.00	\$ 1,296.00
Design / Project Engineer		JL03100	\$ 129.00	\$ 258.00
Senior Design Engineer		JL03150	\$ 146.00	\$ -
CAD		JL03200	\$ 95.00	\$ 380.00

Field Installation	JL04000	\$ 95.00	\$ 1,520.00
Shop Technician	JL04100	\$ 95.00	\$ -
Programmer	JL08000	\$ 129.00	\$ -
System Manuals	JL09100	\$ 95.00	\$ -
Training	JL09200	\$ 108.00	\$ -
Labor General Admin	JLGM1000	\$ -	\$ -
Subcontractor #1	JSC4000	\$ -	\$ -
Subcontractor #2	JSC4000	\$ -	\$ -
Technical Services Subtotal			\$ 4,604.00

TOTALS

Equipment Subtotal		\$ 16,614.00
Technical Services Subtotal		\$ 4,604.00
AV Warranty		\$ 424.00
Service Agreement		\$ 847.00
General & Administrative	JGM1000	\$ -
Project Subtotal		\$ 22,489.00

Estimated Sales Tax	7.50%	\$ 1,277.81
Estimated Shipping and Handling		\$ 423.41

CA Electronic Waste Recycling Fee - CRT, LCD, & Plasmas			
www.dtsc.ca.gov	Qty	Fee (each)	Total
Screen Sizes more than 4", Less than 15"	0	\$ 3.00	\$ -
15 inches or more, less then 35 inches	0	\$ 4.00	\$ -
35 inches or more	2	\$ 5.00	\$ 10.00

Grand Total		\$ 24,200.22
--------------------	--	---------------------

ottage 17

Project Name : Hetch Hetchy
 Project # : 140394
 Original Date : July 1, 2014
 Rev Date: July 24, 2014
 Sales Person : Barbara Stuller/Tracy McAlister
 Sale Engineer : Jim Sculse
 RP Barbara Stuller/Tracy McAlister
 Room or Option Name: Cottage 7

Display

Item	Manufacturer	Model	Description	Qty	List Price	Unit Price	Ext. Total
D1	Sharp	LC-55LE643U	55" LCD Monitors	2		\$ 789.00	\$ 1,578.00
D2	Chief	LTMU	Wall Mounts	2		\$ 194.00	\$ 388.00
D3						\$ -	\$ -
Display Total							\$ 1,966.00

Video

Item	Manufacturer	Model	Description	Qty	List Price	Unit Price	Ext. Total
V1	Polycom	7200-64250-001	Group 500-720 Codec w/Eagle Eye Camera	1	\$ 10,999.00	\$ 7,117.00	\$ 7,117.00
V2	Polycom	4870-64250-160	Total Coverage	1	\$ 1,320.00	\$ 1,243.00	\$ 1,243.00
V3	Polycom	5150-65082-001	Group Series 1080p HD License	1	\$ 2,999.00	\$ 2,188.00	\$ 2,188.00
V4	Vaddio	535-2000-221	Camera Wall Mount	1		\$ 106.00	\$ 106.00
V5	VFI	PM-RP-BKT	wall mount for codec	1	\$ 99.00	\$ 58.00	\$ 58.00
V6	Extron	26-663-15	15ft HDMI - Ultra Flexible High Speed (for user)	1		\$ 59.00	\$ 59.00
V7	Liberty	E-HDSEM-M-01.5	5ft HDMI - 10.2Gbps High Speed (for Scaler and codec)	2		\$ 7.00	\$ 14.00
V8	Liberty	E-HDSEM-M-03	10ft HDMI - 10.2Gbps High Speed (for TVs)	2		\$ 11.00	\$ 22.00
V9	Extron	26-566-03	12ft VGA - Micro male-male with audio (for User)	1		\$ 36.00	\$ 36.00
V10	Extron	60-1253-01	DSC 301 HD Three Input HDCP-Compliant Scaler	1	\$ 1,190.00	\$ 700.00	\$ 700.00
V11	Extron	70-212-01	Mounting brackets	1	\$ 50.00	\$ 30.00	\$ 30.00
V12	Polycom	5150-65081-001	Multipoint License	1	\$ 3,099.00	\$ 2,552.00	\$ 2,552.00
Video Total							\$ 14,125.00

Misc. Materials

Item	Manufacturer	Model	Description	Qty	List Price	Unit Price	Ext. Total
M8		JBEQ1000	Misc Equipment Allowance	1		\$ 118.00	\$ 118.00
M9		JBDM1000	Direct Materials	1		\$ -	\$ -
M10			Indirect Materials	1		\$ 405.00	\$ 405.00
Misc. Materials Total							\$ 523.00

Equipment Summary

Display System	\$ 1,966.00
Video System	\$ 14,125.00
Audio System	\$ -
Control System	\$ -
Rack and Accessories	\$ -
Misc. Materials	\$ 523.00
Equipment Subtotal	\$ 16,614.00

Technical Services

	Hours	Job Code	Rate	Total
Reimbursable Expenses		JEO4000	\$ 86.00	\$ 86.00
Presales Design and Engineering		JL01100	\$ 129.00	\$ -
Bid Preparation		JL01150	\$ 129.00	\$ -
Project Supervisor		JL02150	\$ 108.00	\$ 864.00
Project Foreman		JL02155	\$ 99.00	\$ -
Project Administrator		JL02160	\$ 69.00	\$ -
Contract Administrator		JL02170	\$ 108.00	\$ -
Associate Engineer		JL02180	\$ 108.00	\$ -
Field Engineer / Testing		JL02185	\$ 108.00	\$ 1,296.00
Design / Project Engineer		JL03100	\$ 129.00	\$ 258.00
Senior Design Engineer		JL03150	\$ 146.00	\$ -
CAD		JL03200	\$ 95.00	\$ 380.00

Field Installation	JL04000	\$ 95.00	\$ 1,520.00
Shop Technician	JL04100	\$ 95.00	\$ -
Programmer	JL08000	\$ 129.00	\$ -
System Manuals	JL09100	\$ 95.00	\$ -
Training	JL09200	\$ 108.00	\$ -
Labor General Admin	JLGM1000	\$ -	\$ -
Subcontractor #1	JSC4000	\$ -	\$ -
Subcontractor #2	JSC4000	\$ -	\$ -
Technical Services Subtotal			\$ 4,404.00

TOTALS

Equipment Subtotal		\$ 16,614.00
Technical Services Subtotal		\$ 4,404.00
AV Warranty		\$ 424.00
Service Agreement		\$ 847.00
General & Administrative	JGM1000	\$ -
Project Subtotal		\$ 22,289.00

Estimated Sales Tax	7.50%	\$ 1,277.81
Estimated Shipping and Handling		\$ 423.41

CA Electronic Waste Recycling Fee - CRT, LCD, & Plasmas			
www.dtsc.ca.gov	Qty	Fee (each)	Total
Screen Sizes more than 4", Less than 15"	0	\$ 3.00	\$ -
15 inches or more, less then 35 inches	0	\$ 4.00	\$ -
35 inches or more	2	\$ 5.00	\$ 10.00

Grand Total	\$ 24,000.22
--------------------	---------------------

Frey, Mark

From: Lloyd Pratt <lprattford@gmail.com>
Sent: Friday, June 26, 2015 11:58 AM
To: Howay, Paul
Subject: Re: quote
Attachments: CCSF HETCH HETCHY WTF BODY.pdf

Paul,
I had the girls in the office send me the pertinent items.
Attached is an exception Western Truck Fab Body to the Scelzi spec'd. Quote as follows:

Chassis	30085.32	
Body	7950.00	← See quote from Western Truck Fabrication (attached)
2 addl keys	200.00	
Service manual	150.00	
Tax	4,036.32	
Tire Tax	10.50	
Total for one unit		\$42,432.14
Total for 2 units		\$84,864.28

I hope this email will suffice as an official quote.

On Fri, Jun 26, 2015 at 11:29 AM, Lloyd Pratt <lprattford@gmail.com> wrote:
Apologies Paul. I gave the file to Frank yesterday afternoon and let him know that you needed it right away. I Don't know what happened after that as I had to leave for the day and I'm out of the Office today. I'll try and call Frank for you.

On Fri, Jun 26, 2015 at 11:00 AM, Howay, Paul <PHoway@sflower.org> wrote:

Gentleman I am still waiting on that Quote for the two F350 4x4 flatbed trucks.

Paul Howay, General Maintenance Manager

Hetch Hetchy Water & Power

P.O. Box 160

Moccasin, CA. 95347

email: phoway@sflower.org

Tel.) [209\) 989-2584](tel:2099892584)

Cell.) 209) 768-9586

--

Lloyd Pratt "Chip"
Commercial Account Manager
Towne Ford
650-562-2224 Office
510-384-7447 Cellular
650-562-2321 Fax

--

Lloyd Pratt "Chip"
Commercial Account Manager
Towne Ford
650-562-2224 Office
510-384-7447 Cellular
650-562-2321 Fax



Western Truck Fabrication, Inc.

1923 West Winton Avenue
Hayward, CA 94545

Phone: 510-785-9994 Fax: 510-785-9986

email: sales@westerntruckfab.com

MANUFACTURES OF TRUCK
BODIES AND EQUIPMENT

www.westerntruckfab.com

Quotation

Date 6/24/2015

Quote # **61708**

WTF Rep: Mitch

Customer Name / Address

TOWNE FORD
1601 EL CAMINO REAL
REDWOOD CITY, CA 94063

End User's Name

CCSF

Vehicle Ye... 2016 FORD

Vehicle Mo... F250

W.B.

C.A. 56" SRW

Sales Rep

Customer Phone

Qty	Description
1	<p>FURNISH AND INSTALL ONE 7'-0" X 8'-0" FLATBED PER CITY AND COUNTY OF SAN FRANCISCO RQUH 14001052</p> <p>PRICE IS FOR ONE (1) UNIT</p> <p>SEE ATTACHED MARKED-UP SPECS</p>

PLEASE REVIEW AND READ QUOTE CAREFULLY.
UPON ACCEPTANCE OF THIS QUOTE CIRCLE OPTIONS DESIRED, SIGN & FAX BACK TO 510.785.9986
SPECIAL ORDERS ARE NON RETURNABLE AND NON REFUNDABLE.
ALL RETURNED PARTS ARE SUBJECT TO A 25% RESTOCKING FEE.

Accepted By: _____

Date: _____

P.O.# _____

VIN# _____ Stock# _____

**THIS QUOTE IS GOOD FOR 30 DAYS
FROM THE DATE OF CREATION.**

**THANK YOU FOR THE OPPORTUNITY
TO QUOTE THIS JOB**

Subtotal **\$7,950.00**

Sales Tax (0.00) **\$0.00**

Total \$7,950.00

****NOT RESPONSIBLE FOR LOST OR MISSING EQUIPMENT****



QUOTE 01/00

CITY AND COUNTY OF SAN FRANCISCO

RQUH14001052
Budget # UH1405R

EQUIPMENT SPECIFICATION FOR
A FLATBED MOUNTED ON A ONE TON 4WD SUPERCAB TRUCK CHASSIS

Last revision date 1-27-2014

WTF

John Castellano

- Remote activated perimeter/approach lighting
- Power remote door locks with 2 stage unlock and panic alarm
- Manually adjustable front head restraints
- Fixed rear head restraints

- Amerex Model 500 Fire Extinguisher With 861 Mounting Bracket. Shipped Loose
- Triangle Reflector Kit With 3 Triangles- Shipped Loose
- Johnson And Johnson First Aid Kit #8171 - Shipped Loose

WEIGHT RATING:

- Front gross axle weight rating: 5,200.00
- Rear gross axle weight rating: 7,000.00
- Gross axle weight rating: 11,000.00

TF

SECTION 3 – BODY CONSTRUCTION:

TRUCK BED:

- 1 Ea Scelzi 7' X 8' flatbed or approved equivalent
- Truck stake bed shall be custom built according to the following specifications.

DIMENSIONS:

- Flat bed 7' Wide 8' Long

FRAME AND FLOOR:

- 10 gauge Diamond Plate Steel Bed
- 4" formed 10 gauge steel crossmembers 12" on center.
- There shall be 1/2" rope hooks on each side crossmembers, except over the tire area.
- Toolbox, 30" X 18" X 15" flush mount underbody toolboxes One on each side Keyed alike.
- Must have at least 6" clearance between rear tires and toolbox for tire chain clearance.
- Tail plate
- Fabricate side racks. 6" Tall removable steel slat, 2 ea. left side. 2 ea. right side. 2 ea. for rear. 6 pieces total (left side, right side and rear section.
- Each section shall be secured to the next via western gate style locks.
- A.J. Baer stake pockets.
- Mud guards in front and behind rear tires.
- A ICC "Dock" type bumper shall be fabricated and installed upon the rear of the bed. the tow hitch. It shall be fabricated using a minimum 6" "C" channel type steel. This bumper shall meet or exceed OMCS code 393.86.
- Two (2) chock block holders with solid rubber chocks exact location to be determined
- Preco 1060 back-up alarm



**EQUIPMENT SPECIFICATION FOR
A FLATBED MOUNTED ON A ONE TON 4WD SUPERCAB TRUCK CHASSIS**

Last revision date 1-27-2014

NTF

- _____ Weight Certificate Of Completed Unit
- _____ Transportation One Way To Redwood City. CA

TOW HITCH:

- _____ Class 4 receiver Hitch With Kerrins K 200 2" Ball Combo Pintle on Kerrins K350 Insert requires further manufacture and certification by a final stage manufacturer. In addition Ford urges manufacturers to follow the recommendations of the Ford Incomplete Vehicle Manual and the Ford Truck Body Builder's Layout Book (and applicable supplements).
- _____ Two 5/8" Drings, one on each side of the receiver to accommodate safety chains. These rings shall hang from bottom of bumper into open
- _____ 7 Way Flat Plug #12707 RV Style

HEAD BOARD:

- _____ 1 ea. perforated headboard 10 Ga. smooth steel 50/50 contractor style. 3 window. with third brake light cutouts.
- _____ 12 gauge perforated (punched metal) shall be welded over cutouts.

LIGHTING:

- _____ All Lights To Be LED
- _____ A contoured License plate holder shall be Truck-Lite model 15 part number # 42722 and light shall be Truck-Lite 12V LED part number 15041 including mounting kit. This shall be mounted on the rear.

NOTE: See attached diagram for layout specifics.

FINISH:

- _____ The body shall be primed with a rust inhibitor and painted automotive type paint, gloss black in color. Before painting, all surfaces must be cleaned of rust, oil, grease, dirt, mill scales, and other foreign materials. The aluminum on the side "fence" sections shall be painted gloss black in color. The steel "fence" stakes that the slatted aluminum sections are attached to shall be painted gloss black to match the bed.

WARRANTY:

- _____ Body shall be warranted for 12 months' parts and 12 months labor. No deductible charges.

CAL-LINE EQUIPMENT INC.

of SACRAMENTO
 1430 Auburn Blvd
 Sacramento, CA 95815

Estimate

Date	Estimate #
6/20/2015	1276

Name / Address
Hetch Hetchey Water & Power Paul Howey PO Box 160 Moccasin, CA 95347

			Project
Description	Qty	Cost	Total
2015 Bandit Model 1890XP 19" Capacity Drum-Style Chipper Your choice of paint color Slide box type feed system with (2) horizontal feed wheels. Top feed wheel is chain driven and is 15 3/4" diameter x 20" wide, bottom feed wheel is driven by (1) 63.9 CID motor and is 10 5/8" diameter x 20" wide Hydraulic lift cylinder (controlled manually) 37" diameter x 22" wide drum with (4) 5/8" X 5 1/2" X 10" dual edge knives Caterpillar C7.1L, 225 horsepower engine with over center style clutch - Tier 4 FINAL (Includes pre cleaner, fuel saver, Bandit control system which also includes reversing auto feed) Model 75 back hoe loader with swing-out operator's console, joystick controls, 60 gallon fuel and hydraulic tanks, and model 1850 tapered infeed hopper with 30" weld on tray Tandem 10,000 pound Torflex axles with electric brakes Deluxe Winch Option Package: Hydraulic winch mounted on infeed hopper (does not include cable or rope), hand crank height adjustable discharge, hydraulic controlled swivel discharge, and Reversing Auto Feed system (Please specify if winch end is to be set-up with fairlead or steel rollers) Specified: Aluminum	1	136,330.00	136,330.00T
Thank you for the opportunity to Quote your organization		Total	

Customer Signature

CAL-LINE EQUIPMENT INC.

of SACRAMENTO
 1430 Auburn Blvd
 Sacramento, CA 95815

Estimate

Date	Estimate #
6/20/2015	1276


Name / Address
Hetch Hetchy Water & Power Paul Howcy PO Box 160 Moccasin, CA 95347

			Project
Description	Qty	Cost	Total
Please allow 60 days for delivery.			
Upon delivery, Cal-Line Equipment will demonstrate usage, maintenance, and safety operations for the equipment.		0.00	0.00
Discount: NJPA Contract# 031014-BAN		-13,633.00	-13,633.00
Tuolumne County Tax		7.50%	9,202.28
Thank you for the opportunity to Quote your organization		Total	\$131,899.28

Customer Signature _____

Drum-Style Hand Fed Brush Chippers

Model 1890XP Heavy Duty - 19" Drum-Style Brush Chippers



The Model 1890XP Heavy-Duty (HD) is a high-capacity, hydraulic-feed drum-style chipper specifically designed for those contractors and governmental agencies who tackle full tree removals and light land clearing. With diesel engine options from 160 horsepower up to 250 horsepower, this unit is suited for those who want a machine with ultimate power at both the feeding and chipping stages. With its solid steel welded construction, proven feed system, durable components, and chip throwing technologies, this chipper provides all of the production advantages you could want from a drum-style chipper.

As with all Bandit hand-fed drum-style chippers (excluding the Model 990XP), the Model 1890XP Heavy-Duty comes equipped with a large 37-inch diameter drum. The larger drum allows for material to be chipped on the bottom half of the drum, giving the knives the opportunity to cut more inline with the grain of the wood instead of against it, thus allowing smoother operation and less vibration while requiring less horsepower. A larger diameter drum also turns slower than a smaller drum, which increases torque to provide a smoother, powerful, and more decisive chipping action. Component weight is distributed and supported on a sturdy, balanced frame that provides the necessary physical reinforcement for chipping yet allowing the machine to be towed and maneuvered easily.

The Model 1890XP Heavy-Duty is equipped with the same proven, dependable hydraulic feed system you come to expect from a Bandit chipper. The feed system features a 15-3/4" diameter top feed wheel and a 10-5/8" diameter bottom feed wheel. Both feed wheels are 20" wide and are driven by (2) 63.9 CID hydraulic motors. These hydraulic motors generate tremendous pulling power for feeding in and breaking down awkward shaped limbs and crotches, which can seriously reduce trimming and chainsaw work. The wide profile infeed hopper and tray also provides plenty of room for folding material. The feed rate is 100 feed per minute. With a hydraulic lift cylinder included to assist with feeding, this unit shows no fear when presented with larger diameter materials.

The approximate weight of the Model 1890XP Heavy-Duty, depending upon selected options, is around 11,900 lbs. It boasts a solid chassis construction using continuous steel welds for structural integrity as opposed to bolt-together techniques so it can provide years of dependable service for owners and operators wanting to chip limby, hard-to-manage material and whole trees without extra trimming and chainsaw work. The Model 1890XP rides on tandem 7,000 lb. axles with 265/75R 16" tires.

The Model 1890XP Heavy-Duty (HD) has a much smoother and longer angled transition out of the drum housing and up into the discharge chute. This design allows it to throw material harder, compacting chip trucks better and reducing trips to the dump site. Other factors that maximize chip throwing power include deep knife pockets that capture and throw the material out of the drum housing, side drum paddles and adjustable side vents that assist in generating proper air flow, and Bandit's patented power slot positioned on the back side of the drum housing that increases air flow and practically eliminates the chance of plugging. The discharge on the Model 1890XP Heavy-Duty (HD) can manually rotate 360 degrees and has an adjustable deflector for directional control of the broadcasted chips.

The Model 1890XP Heavy-Duty (HD) comes with a 30 gallon steel hydraulic tank and a 40 gallon steel fuel tank. Recent fuel consumption test results have shown that Bandit drum-style chippers are much more efficient than other chippers in the same category or class when it comes to production output versus costs.

Your chipper can be equipped with optional upgrades including a reversing auto feed system, swivel and height adjustable discharge options, hydraulic winch, and a hydraulic pressure check kit. Deluxe option packages and/or bundles are available. A full palette of both standard and custom paint colors give you the freedom to choose the look of your brand or company.

A serious option worth considering is that the Model 1890XP Heavy-Duty (HD) can be equipped with a Model 75 knuckle boom loader. The loader unit is best suited for feeding large piles of brush into the chipper, reducing labor and fuel costs. It can come equipped with radio remote controls or swing-out operator's console with joystick controls. A 360-degree rotating grapple can reach out and pull in large diameter materials and entangled brush piles. Adding the loader increases the machine weight of the machine, the capacities of the fuel and hydraulic tanks, and the strength of the infeed hopper as it is upgrading to the same tapered style used on our Model 1850 whole tree chipper with a 30" weld on tray.

The Model 1890XP Heavy-Duty (HD), as with all Bandit chippers, is designed and equipped with operator safety in mind. Standard items that accommodate any chipper package include guards that cover all moving parts, engine disabling plugs, disc/drum locks, wooden push paddles, safety control bar, and other Bandit patented and patent pending devices such as the "last chance" cables. Also, all components on Bandit chippers are designed to be easily accessible to save time on routine maintenance schedules and to reduce downtime by being more serviceable out in the field. Thus, Bandit chippers have proven over time to be the best economical decision you can make for a long-term investment in a brush chipper.


Images



Model 1890XP Heavy...



Model 1890XP Heavy...



Model 1890XP Heavy...



Model 1890XP Heavy...



Model 1890XP Heavy...

Literature

BROCHURE - Hand Fed Brush Chippers (2012)

BROCHURE - Product Line (2014)

BROCHURE - Bandit Product Line (2011) - Spanish Version

FLYER - Feed Wheel Engage Option

FLYER - Zenith Cutter Starter Kits (2012)

CATALOG - Bandit Wear Parts

Videos



VIDEO: Model 1890X..

Options


STANDARD EQUIPMENT

Specifications

For detailed specifications please contact your local authorized Bandit dealer.

Used Equipment

No used equipment listings of this model available at this time.



800-955-3729
www.a-arc.com

QUOTE#	271809	DATE	05/12/15	TERMS	NET 30 DAYS
S	HE4514		S	HE4515	
O	HETCH HETCHY REGIONAL WATER SYSTEM		H	HETCH HETCHY REGIONAL WATER SYSTEM	
L	1 LAKESHORE DRIVE		I	1 LAKESHORE DRIVE	
D			P		
T	MOCCASIN, CA 95347		T	MOCCASIN, CA 95347	
O			O		

EXPIRATION DATE	QUOTED TO	SALES REP	F.O.B.
06/30/15	Claudia Day	Nicola Jetland	SHIPPING POINT

QUANTITY	U/M	ITEM#	DESCRIPTION	UNIT PRICE	EXTENSION
<u>HP DESIGNJET T3500 MFP 36"</u>					
1	EA	T3500	HP T3500 MFP 36" All your workflow needs in a highproductivity MFP • Create D/A1-size pages in 21 seconds on the market's fastest, compact 36-inch MFP1 • Achieve dark blacks, true neutral grays, and vivid colors with Original HP Inks • Print out your first page right away thanks to ultra-fast processing and zero warm-up time • Copy and scan quickly with advanced features—presets, batch scanning, multipage PDFs, and scan to email <u>INCLUDES</u> -36-IN PRINTER STAND -PRINTHEADS, INTRODUCTORY INK CARTRIDGES -36-IN SPINDLE -QUICK REFERENCE GUIDE -SETUP POSTER -STARTUP SOFTWARE -USB CABLE -POWER CORD -90 DAY WARRANTY	12650.0000	12650.00
1	EA	HO22037	POSTSCRIPT/PDF UPGRADE	750.0000	750.00
1	EA	TRADEIN	TRADE IN GRAPHTEC SCANNER	2000.0000-	2000.00-
1	EA	INSTALL	FREIGHT & INSTALLATION	495.0000	495.00
<u>SHIPPING / ASSEMBLY / TRAINING</u>					
ESTIMATED SALES TAX					1005.00
TOTAL AMOUNT					12900.00

ASSEMBLY & TRAINING INCLUDES:

- *SET UP THE PRINTER
- *SUCCESSFULLY PRODUCE AN INTERNAL TEST PRINT.

~TRAINING~

- *PROVIDE TRAINING ON HOW TO LOAD INK & MEDIA.
- *ILLUSTRATE OPERATIONS TO ENSURE GOOD OUTPUT QUALITY.
- *PROVIDE TRAINING ON USAGE OF THE FRONT PANEL.
- *SHOW HOW TO GET TECHNICAL SUPPORT.
- *PLEASE NOTE IF FOLLOW UP TRAINING IS REQUESTED THERE WILL AN ADDITIONAL CHARGE OF \$245.00

FOR ALL LOCATIONS WHERE DELIVERY INVOLVING BEFORE HOURS OR AFTER HOUR DELIVER IS SUBJECT TO ADDITIONAL FEES.

FURTHER, IF THERE ARE STAIRS THERE IS AN ADDITIONAL CHARGE O APPROXIMATELY \$25.00 PER STAIR.

Plus applicable sales and property tax


Subject to Availability

Estimated delivery from receipt of order: 7-10 DAYS ARO

HP Designjet T3500 Production eMFP



The market's fastest colour A0-size MFP¹ with top productivity and low-cost, unattended operation.



All your workflow needs in a high-productivity MFP.

- Be the fastest – print A1-size pages in 21 seconds with dark blacks, neutral greys, and vivid colours¹.
- Print out your first page right away thanks to ultra-fast processing and zero warm-up time.
- Copy and scan quickly with advanced features and efficient workflow tools – presets, batch scanning, multipage PDFs, and scan to email.
- Stay organised and avoid clutter – the integrated 100-page stacker delivers prints and copies neatly collated.

A production printer for unattended, low-cost use.

- Keep costs down: print your black-and-white drawings at the same cost per page as comparable black-and-white LED MFPs².
- Operate unattended thanks to two heavy rolls of up to 200 m (650 ft) and a total ink capacity of 1800 ml.
- Built for high-volume printing – rely on a robust design to fulfil the most demanding jobs.
- Manage projects and control costs effectively, using embedded professional accounting features.

Built for rigorous IT demands and top security.

- Minimise device-management tasks and costs, using the HP Designjet Universal Print Driver.
- Manage your fleet with ease, while saving time and helping to reduce costs, thanks to HP Web Jetadmin.
- Protect and manage confidential jobs securely – retrieve documents at the printer with a personal PIN.
- Safeguard confidential information, using a self-encrypting HDD with AES-256, Secure Disk Erase, and IPsec.

¹ Compared with large-format colour MFPs under €25,000. Based on the fastest-rated colour speeds as published by manufacturers as of January 2014. Test methods vary.

² Compared with large-format Low Volume LED MFPs with print speeds of up to 7 A0 pages per minute.



1. With Aurasma installed, please go to the HP Designjet channel at <http://auras.ma/s/ke25m>
2. Without Aurasma installed, please download it:
 - a. Google Play - <http://auras.ma/s/android>
 - b. Apple Store - <http://auras.ma/s/ios>Once done, go to the HP Designjet channel at <http://auras.ma/s/ke25m>
3. Open the application and point to the image to view the HP Designjet video

HP Designjet T3500 Production eMFP

Technical specifications

Print

Line drawings	21 sec/page, 120 A1 prints per hour
Print resolution	Up to 2400 x 1200 optimised dpi
Margins (top x bottom x left x right)	Roll: 3 x 3 x 3 x 3 mm (borderless on photo papers) Sheet: 3 x 22 x 3 x 3 mm
Technology	HP Thermal Inkjet
Ink types	Dye-based (C, G, M, pK, Y); pigment-based (mK)
Ink drop	6 pl (C, M, Y, G, pK); 9 pl (mK)
Print heads	1 (cyan, grey, magenta, matte black, photo black, yellow)
Line accuracy	+/- 0.1% of the specified vector length or +/- 0.2 mm (whichever greater) at 23°C, 50-60% relative humidity, on A0 HP Matte Film in Best or Normal mode with Original HP Inks
Minimum line width	0.02 mm (HP-GL/2 addressable)
Guaranteed minimum line width	0.07 mm (ISO/IEC 13660:2001(E))

Media

Handling	Input: two automatic front-loading roll feeds; smart roll switching; rolls up to 200 m each; sheet feed; Output: integrated output stacker (from A4 to A0, with up to 100 A1-size capacity); media bin; automatic cutter; Scanner: straight-through scan paper path for sheet and cardboard originals
Types	Bond and coated paper (bond, coated, heavyweight coated, super heavyweight plus matte, coloured), technical paper (natural tracing, translucent bond, vellum), film (clear, matte, polyester), photographic paper (satin, gloss, semi-gloss, matte, high-gloss), backlit, self-adhesive (two-view cling, indoor paper, polypropylene, vinyl)
Size	210 to 914 mm wide sheets; 279 to 914 mm rolls A4; A3; A2; A1; A0
Weight	60 to 328 g/m ²
Thickness	Up to 0.5 mm

Scan

Scan speed	Up to 6.35 cm/sec (colour, 200 dpi); up to 19.05 cm/sec (greyscale, 200 dpi)
Resolution	600 x 600 dpi
Maximum scan size	914 x 8000 mm (JPEG); 914 x 5000 mm (PDF); 610 x 15000 mm (TIFF)
Maximum scan thickness	0.8 mm

Copy

Reduction/enlargement	25 to 400%
Maximum copies	Up to 99 copies
Copier settings	Copy quality; copy colour; roll; paper output; content type; original paper type; background removal; contrast; de-skew; blueprints support; copy margin layout; full width; job queue storage mode

Memory

Standard	Intel Core i5M-260 processor, 128GB (virtual). Based on 2.5 GB RAM
Hard disk	Standard, 500 GB (AES-256 encrypted, FIPS 140-2 Level 2 certified)

Connectivity

Interfaces (standard)	Gigabit Ethernet (1000Base-T) (includes an embedded Jetdirect print server)
Print languages (standard)	HP-GL/2, HP-RTL, TIFF, JPEG, CALS G4, HP PCL 3 GUI
Printing paths	Printer driver, HP Designjet SmartStream, HP Embedded Web Server, direct printing from USB flash drive, e-mail printing
Print languages (optional)	Adobe PostScript 3; Adobe PDF 1.7
Drivers included	HP-GL/2, HP-RTL drivers for Windows; HP PCL 3 GUI driver for Mac OS X; PostScript® Windows and Mac drivers with optional PostScript/PDF Upgrade Kit

Environmental ranges

Operating temperature	5 to 40°C
Storage temperature	-25 to 55°C
Operating humidity	20 to 80% RH
Storage humidity	0 to 95% RH

Acoustic

Sound pressure	50 dB(A) active; 38 dB(A) standby
Sound power	6.8 B(A) active; 5.6 B(A) standby

What's in the box

B9E24A	HP Designjet T3500 eMFP; printhead; introductory ink cartridges; stacking tray; printer stand and media bin; spindles; 3-in spindle adapter kit; quick reference guide; setup poster; startup software; power cord
B9E24B	HP Designjet T3500 eMFP; printhead; introductory ink cartridges; stacking tray; printer stand and media bin; spindles; 3-in spindle adapter kit; quick reference guide; setup poster; startup software; power cord

Dimensions (w x d x h)

Printer	1400 x 784 x 1109 mm
Packaged	1502 x 780.5 x 804 mm

Weight

Printer	114 kg
Packaged	141 kg

Power

Power consumption	< 120 watts (printing); < 2 watts / < 7 watts with embedded Digital Front End (sleep); 0 watts (off); 12 Wh per A0 (per print)
Power requirements	Input voltage (auto ranging): 100 to 240 VAC (+/- 10%), 50/60 Hz (+/- 3 Hz), 2 A

Certification

Safety	EU (LVD and EN 60950-1 compliant); Russia (GOST)
Electromagnetic	Compliant with Class A requirements, including: EU (EMC Directive)
Environmental	ENERGY STAR®; WEEE; EU RoHS; REACH; EPEAT Bronze

Warranty

B9E24A; 90-day limited hardware warranty. B9E24B: 2-year limited hardware warranty. Warranty may vary by country as required by law. Go to hp.com/support to learn about HP award winning service and support options in your region.

Ordering information

Product

B9E24A	HP Designjet T3500 914mm Production eMFP
B9E24B	HP Designjet T3500 914mm Production eMFP - Extended warranty

Accessories

COC66A	HP Designjet PostScript/PDF Upgrade Kit
EZPO2A	HP SmartStream Preflight Manager for HP Designjet
E2W16A	HP SmartStream Print Controller for HP Designjet T3500 Production eMFP
G8B09A	HP Designjet T3500 36-in Spindle

Ink supplies

B3P06A	HP 727 Designjet Printhead
C1Q13A	HP 764 300-ml Cyan Ink Cartridge
C1Q14A	HP 764 300-ml Magenta Ink Cartridge
C1Q15A	HP 764 300-ml Yellow Ink Cartridge
C1Q16A	HP 764 300-ml Matte Black Ink Cartridge
C1Q17A	HP 764 300-ml Photo Black Ink Cartridge
C1Q18A	HP 764 300-ml Gray Ink Cartridge

Service & support

U1ZX9E - HP 3 year Next Business Day Designjet T3500-B Hardware Support with Defective Media Retention
U1ZY0E - HP 5 year Next Business Day Designjet T3500-B Hardware Support with Defective Media Retention
U1ZY1PE - HP 1 year Post Warranty Next Business Day Designjet T3500-B Hardware Support with Defective Media Retention
U1ZY2PE - HP 2 year Post Warranty Next Business Day Designjet T3500-B Hardware Support with Defective Media Retention

Count on dependable support to create the best image possible. We can help you enhance your printing and imaging environment, protect your IT investment, and grow your business—with expert support that's affordable, personal, and tailored to your needs through HP Care Pack Services.

For more information, please visit <http://www.hp.com/go/Designjet13500>

For more HP Large Format Media substrates and sizes, please visit us online at: <http://www.hp.com/go/designjet/supplies>

© Copyright 2014 Hewlett-Packard Development Company, L.P. The information contained herein is subject to change without notice. The only warranties for HP products and services are set forth in the express warranty statements accompanying such products and services. Nothing herein should be construed as constituting an additional warranty. HP shall not be liable for technical or editorial errors or omissions contained herein.

4AA5-1917EEE Published in EMEA May 2014



Quote Summary

Prepared For:
 HETCH HETCHY
 Moccasin, CA 95347
 Home: 510-487-0444

Prepared By:
 JERRY MCALISTER
 Pape Machinery, Inc.
 8621 S El Dorado Street
 French Camp, CA 95231
 Phone: 209-983-8122
 jmcaster@papemachinery.com

Quote Id: 11664976
Created On: 19 June 2015
Last Modified On: 24 June 2015
Expiration Date: 26 June 2015

Equipment Summary	Suggested List	Selling Price	Qty	=	Extended
2015 JOHN DEERE 333E COMPACT TRACK LOADER - 1T0333EMTFE277868	\$ 86,940.00	\$ 78,511.20	1	=	\$ 78,511.20
Equipment Total					\$ 78,511.20

Quote Summary	
Equipment Total	\$ 78,511.20
SubTotal	\$ 78,511.20
Total	\$ 78,511.20
Balance Due	\$ 78,511.20

Salesperson : X _____

Accepted By : X _____

Selling Equipment



Quote Id: 11664976

Customer: HETCH HETCHY

2015 JOHN DEERE 333E COMPACT TRACK LOADER - 1T0333EMTFE277868

Hours: 2

Stock Number: FE277868

Suggested List

\$ 86,940.00

Selling Price

\$ 78,511.20

Code	Description	Qty	Unit	Extended
8421T	333E COMPACT TRACK LDR BASE	1	\$ 84,800.00	\$ 84,800.00
Other Charges				
	Freight	1	\$ 1,500.00	\$ 1,500.00
	Setup	1	\$ 640.00	\$ 640.00
	Other Charges Total			\$ 2,140.00
Suggested Price				\$ 86,940.00
Customer Discounts				
Customer Discounts Total			\$ -8,428.80	\$ -8,428.80
Total Selling Price				\$ 78,511.20

Original Factory Build Codes

Code	Description
0800	NO PACKAGE
0950	EH ISO PATTERN CONTROL
1050	TWO SPEED SKID STEER
1301	ENGINE TURBO 4TNV94CHT
1501	ENGLISH OP MAN & DECALS
2600	WIDE OFFSET BLOCK LUG TRKS
3003	HF HYD & HYD SELF LEVELING
3101	LESS SPD SENSITIVE RD CTL
4003	3
5001	POWER QUIK TATCH
5204	CAB W/ HEAT, DEFROST & AIR
6003	AIR SUSPENSION SEAT
6501	REVERSING FAN DRIVE
6800	HORN
7100	EH PERFORMANCE PACKAGE
8040	BACKUP ALARM
8060	PRE CLEANER
8380	FOOTREST WITH FLOORMAT
8395	KEYLESS START
9062	84



Cash Vs Financing

	Finance Offer 1	Finance Offer 2	Finance Offer 3	Cash
Amount	-	-	-	78,511.20
Fees	-	-	-	0.00
Taxes	-	-	-	0.00
Program Fees	-	-	-	
Service Agreements	-	-	-	0.00
Insurance Premium	-	-	-	
PayOff	-	-	-	0.00
Trade Allowance	--	--	--	0.00
Rental Applied	--	--	--	0.00
Down Payment	--	--	--	0.00
Cash Discount	-	-	-	0.00
Amount Financed	-	-	-	
Cash Discount Price	-	-	-	78,511.20
Payment Frequency	-	-	-	
Interest Rate	-	-	-	
No of Payments	-	-	-	
Term (Months)	-	-	-	
Principal	-	-	-	
Total Interest	-	-	-	
Total Amount (P+I)	-	-	-	
Payment Amount	-	-	-	



JOHN DEERE
FINANCIAL

Day in and day out, John Deere is behind you.

At John Deere Financial, we're focused on listening to you and understanding what is most important to you. We respect that you prefer working with a company you can count on to meet your changing needs, and who provides easy access to flexible financing throughout the good and tough times. We don't just provide construction equipment financing; we build long-term relationships through trust.

We're dedicated to delivering superior value while providing you with the construction equipment you need and the financing solutions you appreciate. So, whether you need a lease or installment loan to acquire construction equipment you can count on John Deere to deliver. You'll also find our financing programs easy to understand, convenient, and customizable to your particular situation.

Parts, Service and Rental Financing

Put it on PowerPlan™

We're dedicated to providing you with flexible financing options that fit your bottom line, and with a PowerPlan account, you'll have more flexibility than ever before!

PowerPlan is a commercial line of credit that gives you instant purchasing power for parts, service, equipment rental, and more. With a PowerPlan account, you can pay your balance in full each month, without any interest charges. You can also choose to make convenient monthly payments at a competitive interest rate when you need to conserve cash flow.

PowerPlan is a great, flexible way to minimize downtime and improve your cash flow. And, it's just one of the many ways we are dedicated to you and your success.

TERMS AND CONDITIONS OF SALE

TERMS AND CONDITIONS OF SALE: Sales Orders are based on the terms and conditions stated herein. Unless otherwise provided on the face hereof, offers are good for acceptance for a period of 30 days from the date hereof. An order by the Buyer shall constitute an acceptance of the terms and conditions herein proposed. If, and only if, no offer of sale is issued by Seller, then the invoice shall be deemed: an acceptance of the Buyer's order; a written confirmation; and a final, complete, and exclusive written expression of the agreement between Seller and Buyer. Buyer is hereby notified that additional or different terms from those contained herein are objectionable.

1. Taxes. Buyer shall pay all local, state, and federal taxes arising from or related to any sale or lease to which this document relates, except for taxes upon or measured by net income of Seller.

2. Delivery. Stated or promised delivery dates are estimates only based upon Seller's best judgment and Seller shall not be responsible for deliveries later than promised regardless of the cause. Delivery periods are projected from the date of receipt of any order by Seller, but if equipment to be furnished by Seller is to be manufactured specifically to fill a particular order, delivery periods will be projected from the date of Seller's receipt of complete manufacturing information. If the furnishing of equipment on orders accepted by Seller is hindered or prevented by public authority or by the existence of war or other contingencies, including, but not limited to, shortage of materials, fires, labor difficulties, accidents, delays in manufacture or transportation, acts of God, embargoes, inability to ship, inability to insure against war risks or substantially increased prices or freight rates, or other causes beyond Seller's control, the obligation to fill or complete such orders shall be excused by Seller's option.

3. Transportation and Claims. Prices quoted are net F.O.B. point designated in writing by Seller. When no F.O.B. point is designated in writing by Seller, prices for new equipment shall be deemed to be net F.O.B. point of manufacture and prices for all other equipment shall be deemed to be F.O.B. Seller's place of business at which the order for the equipment is accepted. When transportation is allowed, the price charged will be adjusted to reflect the lowest transportation rates in effect at the time of shipment even though such rates may differ from those quoted by Seller. Seller's responsibility for the equipment shall cease and all risk of loss shall become the Buyer's upon delivery of the equipment to the first carrier for shipment to the Buyer or his consignee, even though such delivery shall be made prior to the arrival of the equipment at the F.O.B. point designated, and any and all claims for shortages, deliveries, damages or non-delivery must be made by the Buyer or his consignee to the carrier. Seller shall in no event be responsible for shortages in shipments unless notice of such shortage is given in writing to Seller within 15 days after receipt of shipment.

4. Payment and Security. Buyer agrees to pay in full for the equipment at time of delivery. Buyer agrees to pay the late charge on any past due balance at the rate of 18% per annum. The signator warrants that he/she has authority to execute this order on behalf of any party for whom he/she signs, and that such party has the power to enter into this agreement and perform its terms. As security for all of Buyer's obligations to Seller, Buyer grants to Seller a security interest in the equipment and authorizes Seller to file all documents necessary to perfect Seller's security interest. The security interest granted hereunder is in addition to any other rights available to Seller, and Seller shall have all of the rights and remedies available to a secured party under the Uniform Commercial Code, all of which are cumulative. Throughout the duration of Seller's security interest, Buyer shall keep the equipment fully insured against theft and loss or damage by fire and other casualty as Seller may from time to time require in accordance with such terms as Seller may require.

5. Buyer to Furnish. Performance by Seller is subject to the Buyer furnishing a satisfactory credit rating certificate, letter of credit, evidence of financing, or any other similar papers necessary for the satisfactory completion of such order.

6. Laws Governing. All orders will be governed by the laws of the State of Oregon.

7. Assignment. The right to any monies due or to become due hereunder may be assigned by Seller, and Buyer, upon receiving notice of such assignment, shall make payment as directed.

8. Limitations of Warranties. If "NEW" warranty is indicated on the reverse side or if new equipment is purchased hereunder, all warranties are strictly given only by the manufacturer. Copies of manufacturer's warranty can be obtained from Seller. If "USED" warranty is indicated on the reverse side, Seller hereby warrants to Buyer that the equipment or components thereof designated on the reverse side, shall be free under normal use and service from defects in material and workmanship for the period shown, commencing on the date of delivery. Buyer's exclusive remedy for breach of the limited warranty shall be the repair or replacement of the warranted equipment without charge to Buyer when returned at Buyer's expense to the Seller's facility where the equipment was purchased, with proof of purchase. Buyer must give notice of any warranty claim not later than 7 days after the expiration of the warranty period and must return the equipment to Seller for repair or replacement no later than 30 days after expiration of the warranty period. Any action against Seller for breach of the limited warranty must be commenced within one year after the date of delivery of the equipment. Seller's warranty does not extend to any defect, claim, or damage attributable to the failure to operate and/or maintain the equipment in accordance with the manufacturer's specifications, or due to the failure to operate or maintain the equipment in accordance with any recommendations of Seller. If "AS IS" is indicated on the reverse side, no warranty of any kind is being given and the equipment is being sold with all faults. THE WARRANTIES IN THIS PARAGRAPH AND ON THE REVERSE SIDE ARE THE EXCLUSIVE WARRANTIES GIVEN BY SELLER AND SUPERSEDE ANY PRIOR, CONTRARY, OR ADDITIONAL REPRESENTATIONS, WHETHER ORAL OR WRITTEN. SELLER HEREBY DISCLAIMS AND EXCLUDES ALL OTHER WARRANTIES, WHETHER EXPRESS, IMPLIED, OR STATUTORY, INCLUDING THE IMPLIED WARRANTIES OF MERCHANTABILITY OR FITNESS FOR A PARTICULAR PURPOSE, AND ANY IMPLIED WARRANTIES OTHERWISE ARISING FROM COURSE OF DEALING OR USAGE OF TRADE. SELLER SHALL NOT BE LIABLE FOR ANY LOSS, INJURY, OR DAMAGE TO PERSONS OR PROPERTY RESULTING FROM THE FAILURE OR DEFECTIVE OPERATION OF THE EQUIPMENT; NOR WILL SELLER BE LIABLE FOR DIRECT, INDIRECT, SPECIAL, INCIDENTAL, OR CONSEQUENTIAL DAMAGES OF ANY KIND SUSTAINED FROM ANY CAUSE. This exclusion applies regardless of whether such damages are sought for breach of warranty, breach of contract, negligence, or strict liability in tort or under any other legal theory.

9. Rental Purchase Option. If rental purchase option (RPO) is granted in any addendum, the purchase price shall be tendered to Seller coincidentally with the exercise of the purchase option provided that Buyer is not then in default in performing all of the terms and conditions of lease with Seller.

10. Notice. This paragraph shall serve as notice that The Papé Group, Inc. has assigned its rights to sell its rental equipment (as may be described in this sales order) and its rights to sales proceeds (including "trade-in assets" related thereto) to North Star Deferred Exchange as part of an IRC Sec. 1031 exchange.

11. Attorneys Fees. In the event suit or action is instituted against Buyer on account of or in connection with or based upon the terms hereof, the Buyer agrees to pay, in addition to the costs and disbursements provided by law, such sum as the court may adjudge reasonable attorney's fees in both the trial and appellate courts, or in connection with any bankruptcy proceeding.


12. Entire Agreement. The foregoing and any addendum shall constitute the complete and exclusive agreement between the parties, and it is expressly understood and agreed that no promises, provisions, terms, warranties, conditions, guarantees, or obligations whatsoever, either expressed or implied, other than as herein set forth or provided for shall be binding on either party. Each party may transmit its signature by facsimile to the other party and such facsimile signatures shall have the same force and effect as an original signature.

E-SERIES COMPACT TRACK LOADERS

319E/323E/329E/333E





JOHN DEERE




Refined using voice-recognition technology.

When our customers express their opinions, we listen. In the E-Series CTLs, you'll find plenty of those bright ideas such as courtesy lighting for illuminated cab entrance/exit in dark environments. Significantly more power in the top-of-the-line 333E. Increased performance in the 329E. And best-in-class bucket- and boom-breakout forces in the 323E and 319E. More control choices, too, including exclusive switchable electrohydraulic (EH) H-ISO-foot controls. And quieter, more spacious operator stations. Other customer-inspired enhancements include a redesigned rear hood and easier-to-remove/replace heavier-duty engine side shields that simplify servicing. You won't find a more owner- and operator-friendly CTL on the market. But that shouldn't come as a surprise. After all, it's voices like yours that had a hand in making it all happen.






Key specifications	319E	323E	329E	333E
Power	51.7 kW (69 gross hp) / 49.4 kW (66 net hp)	54.8 kW (74 gross hp) / 52.5 kW (70 net hp)	64 kW (86 gross hp) / 62 kW (83 net hp)	74.6 kW (100 gross hp) / 72 kW (97 net hp)
Rated Operating Capacity at 35% Tipping Load	976 kg (2,150 lb.)	1176 kg (2,590 lb.)	1317 kg (2,900 lb.)	1498 kg (3,300 lb.)
Breakout Force				
Boom	1589 kg (3,500 lb.)	1952 kg (4,300 lb.)	2088 kg (4,600 lb.)	2996 kg (6,600 lb.)
Bucket	2724 kg (6,000 lb.)	3178 kg (7,000 lb.)	4688 kg (10,325 lb.)	6299 kg (13,875 lb.)
Tipping Load	2789 kg (6,143 lb.)	3360 kg (7,400 lb.)	3768 kg (8,300 lb.)	4279 kg (9,425 lb.)



1. Although not exactly a sunroof, the bolt-on top window on cab-equipped CTLs removes quickly for increased ventilation and/or easy cleaning.

2. Standard courtesy lighting stays on up to 90 seconds after the engine is shut down, illuminating the way for easier exits out of dark barns or off after-hour jobsites.



Open the door to a more productive day.

When was the first time that “compact” and “comfortable” were accurately used in the same sentence? But with the many refinements found in our E-Series, we can make the claim with a straight face. Large entryways and flat floors allow easier in and out, and provide more foot- and legroom. Operators will also like what they see from the sculpted air-ride or suspension seat. All-around visibility is expansive and second-to-none. The highly efficient HVAC system employs eight automotive-style vents to keep the glass clear and cab comfortable. Plus plenty of other cab amenities including an optional AM/FM weather-band radio with dual speakers help tune-in more productivity.

Flat floor in the 329E/333E provides 33-percent-more comfort-lending foot room. Makes getting in and out of the cab easier, too.

We've got your back with a sculpted mechanical-suspension seat to help smooth the ride. Choose either a cloth or vinyl air-suspension seat in cab-equipped models.

Triple-interlock operator-presence system automatically applies the brakes when the lap bar is raised, the operator leaves the seat, or the engine is shut down.

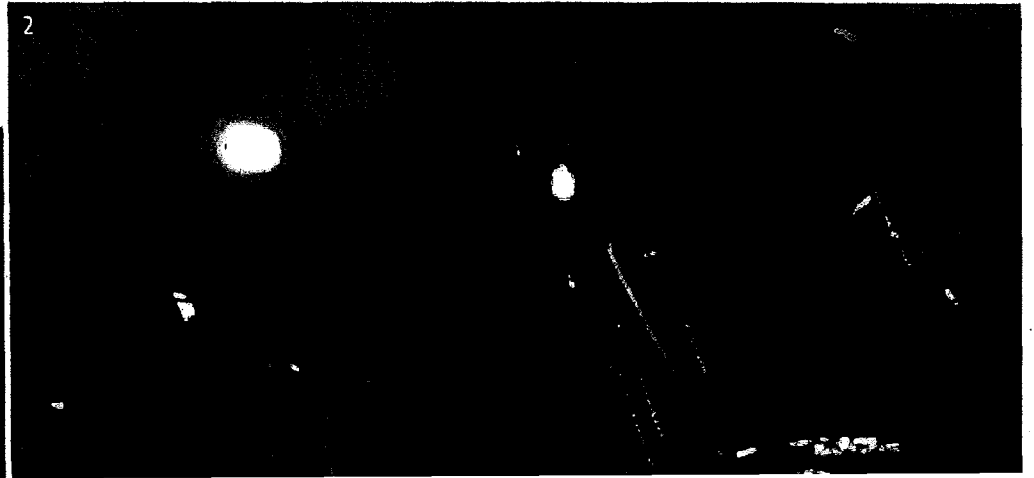

Storage box, cup holder, and iPod™/cell-phone holder (with nearby 12-volt power port) provide plenty of room to stow your stuff.

Cabs and floors are tightly sealed and pressurized to keep out dust and noise.

Expansive curved front glass, large top window, and low side windows make it easy to see the surrounding jobsite. Even with an expanded engine compartment, best-in-class sightlines provide a clear view of the action behind you, as well.

Adjustable pull-down padded lap bar provides comfortable arm support.

HVAC system employs eight automotive-style louvers to direct warm or cold airflow where it's appreciated most — on the operator. For production-boosting year-round comfort.



Set your sites on getting more done.

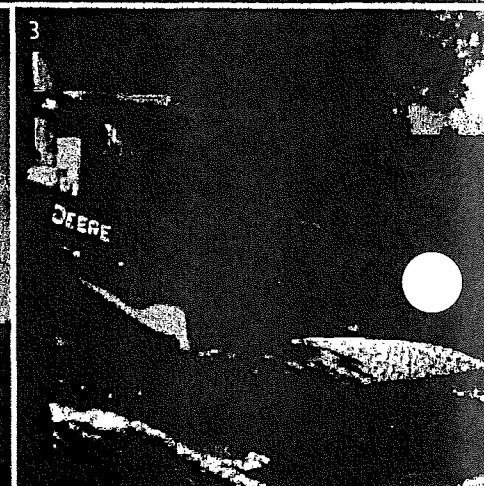


Put our CTLs to work on your jobsite, and you'll see an instant increase in productivity. With more engine power, the top-of-the-line 333E is our most powerful CTL ever. The 319E/323E's redesigned loader structures deliver best-in-class boom- and bucket-breakout forces. All four models boast optimal weight distribution, low centers of gravity, high ground clearance, and superior balance that provide exceptional agility and stability on slopes. For work on rough terrain, add the ride control option. It smoothes moves for increased operator comfort. And helps retain a full load all the way to its destination.




1. Fast ground speeds and large bucket capacities enable these nimble material movers to make the most of every cycle. For even more hustle, engage the two-speed transmission. It's standard on the 333E, optional on the 323E and 329E.

2. Superior pushing power and impressive breakout force deliver the leverage and traction to dig in where others just spin. For best-in-class pushing, prying, and digging power.

3. Optional ride control's shock-absorbing boom cylinders cushion bumps for a smoother ride. Help speed navigation over rough ground while retaining the load, too.





Nothing lifts like a Deere. Impressive tipping-load capacities up to 4279 kg (9,425 lb.) empower the E-Series to precisely place pallets and handle other material-handling tasks.

These are our most powerful CTLs ever, delivering five-percent-more net engine power in the 319E and 323E; four-percent-more in the 329E; and 10-percent-more in the 333E.

Larger field-proven ultra-reliable diesels deliver significantly more torque rise and usable power. They meet EPA Interim Tier 4 (IT4)/EU Stage IIIB (329E/333E) and Final Tier 4 (FT4)/EU Stage IV (319E/323E) standards.

Need a little more flotation or a little less width? A 400-mm (15.8 in.) track option lets you decrease ground pressure on the 323E. Or narrow the stance of the 333E.

A change in the weather doesn't have to mean a change in plans. High-flotation tracks let CTLs work when skid steers can't.


Some jobs can be a real stretch. 329E/333E's patented boom design clears high sideboards and even dumps to the center of tandem-axle trucks. 319E/323E's increased truck-bed-height reach makes it easier to load/unload pallets and other materials.



Your wish is yours to command.

Offering one-of-a-kind options, only our E-Series lets an operator decide how the work gets done. ISO, H-pattern, or foot/joystick electrohydraulic (EH) controls are all available. Or, choose our exclusive switchable EH option that lets you select any of the above, at any time, at the push of a button. That's just for starters. Add the EH Joystick Performance Package, and you can customize vehicle and attachment response. The ultimate people pleasers, our E-Series CTLs truly are all things to all operators.

1. Joystick buttons, rotary switch, and triggers actuate and control the auxiliary hydraulics and flow rates, boom float, and two-speed transmission.



EH joysticks are standard. They're our smoothest and most responsive yet, providing enhanced control and operating ease. Mechanical controls are an option on the 319E/323E.

Now you can have your joysticks and foot pedals, too. Exclusive switchable EH controls allow the operator to choose ISO, H-pattern, or EH joystick and foot controls. Simply press a button on the keyless sealed-switch module (SSM) and go to work.

Mechanical-linkage foot controls are no match for the best-in-class metering provided by our EH foot pedals.

Want to make the most of our vertical-lift boom design? Add the self-level option and simplify your material-handling tasks.

Accelerator/decelerator option turns the foot throttle into a decelerator for maximum control in grading applications.



EH Joystick Performance Package lets an operator customize operation and response to personal preferences through the SSM:

- **Attachment control** operates hydraulic-powered additions such as augers or breakers.
- **Creeper control** allows slow incremental travel speeds while maintaining full engine and hydraulic power. It's ideal for work with cold planers or trenchers.
- **Boom and bucket speed settings** enable precision (slow), utility (normal), and productivity (fast) response.
- **Switchable controls** let you choose ISO or H-pattern.
- **Propel aggressiveness modes** set travel/steering response rates. **Precision** is ideal for work in tight spaces. **Utility** is for normal operation. **Production** delivers faster response for stockpiling and truck loading.

DANGER STAND CLEAR

2. Optional keyless-start sealed-switch panel includes an anti-theft system with one owner and five individual codes. And simple fingertip control of numerous options.

3. Overhead panel conveniently places machine info on the left, control switches to the right. Easy-to-read LCD monitor accesses a wealth of info and control — including vital operating conditions and advanced diagnostics.







1. Whether you're planting trees or setting posts, we've got you covered. Our planetary auger is available in a wide variety of bit styles and diameters.

2. Our offering of nursery and landscape tools continues to grow and includes power rakes, landplanes, roller levels, pallet forks, and dozer blades, to list just a few.

3. Rock buckets are ideal for removing debris and sifting and sorting material. Design retains rocks and refuse while grading.

4. Mulching heads, rotary cutters, and tined grapples work well for land clearing and cleanup. Severe-duty machine-protection packages are also available.

5. Cleanup is quicker and easier with one of our tined or scrap grapples. Dual-action clamps provide superior material retention.


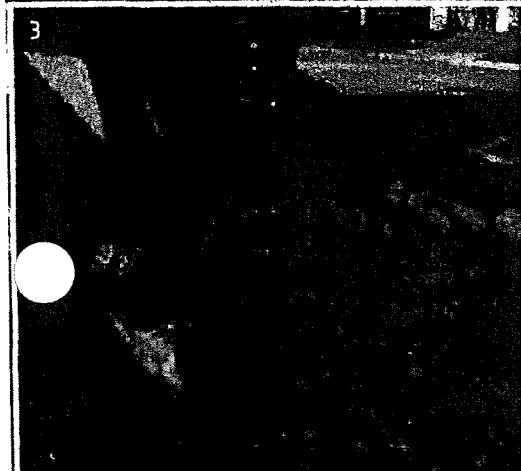


Work our connections, as you expand yours.

If you're looking to broaden your business, your John Deere dealership is the place to start. Their equipment offering includes more than 100 Worksite Pro™ attachments that will help expand your efforts. E-Series CTLs are designed with these additions in mind. The universal Quik-Tatch™ makes attachment switchover quick and easy. Standard-flow auxiliary hydraulics with connect-under-pressure couplers is also standard. And if your equipment yard includes our skid steers, compact excavators, or compact loaders, many of these attachments are interchangeable between machines. Talk to your dealer to learn more.

Worksite Pro attachments:

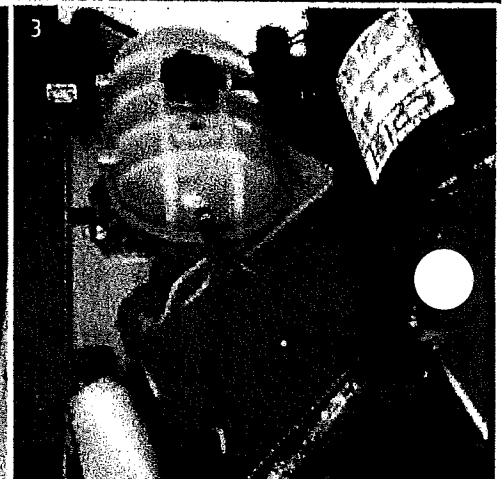
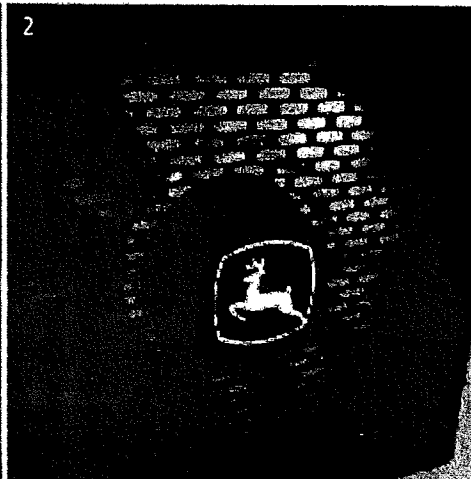
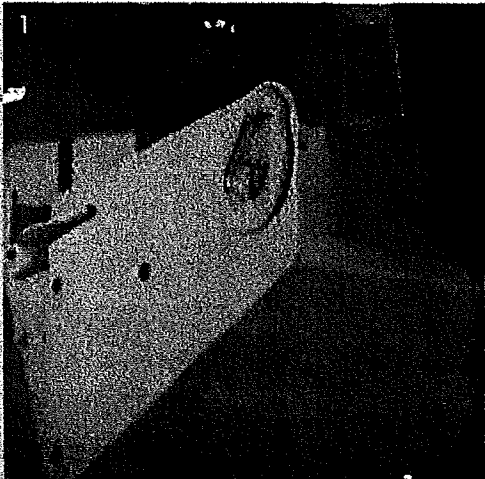

- Ag forks
- Augers
- Backhoes
- Bale spears (round, square)
- Blades (snow, utility)
- Breakers/hammers
- Brooms (angle, pickup)
- Cold planers
- Dozer blades
- Grapples (ag utility, brush-tined, scrap)
- Landplanes
- Mulching head
- Multipurpose buckets
- Pallet forks
- Power rakes
- Rock buckets
- Roller levels
- Rotary cutters
- Rotary tillers
- Scrapers (material, manure)
- Side-discharge buckets
- Snow blowers
- Snow pushers
- Trenchers
- Vibratory rollers



Nothing runs like a Deere, because nothing is built like one.

All CTLs travel on tracks. But that's where the similarity ends. Our E-Series brings serious strength and daylong stamina to your jobsites. Large-displacement electronic-injection diesels headline the list of uptime-boosting enhancements. Job-proven durability difference-makers from the previous series include our exclusive V-plenum cooling systems with hydraulically driven variable-speed fans. Heavy-duty drivetrains and tracks. Beefy booms and upper links. And integrated rear bumpers. When you know how they're built, you'll run a Deere.

1. Rear bumper with integral tie-downs protects cooling components from run-ins with obstacles. Add the optional heavy-duty rear grille for even more durability.
2. 319E/323E's auxiliary hydraulic lines are routed through the boom arms for an extra degree of protection. Couplers connect under pressure for quick and easy powered-attachment hookup.
3. Industry-exclusive design separates coolers in an innovative V-shape configuration that's 10-percent-more efficient. Large aluminum hydraulic cooler and radiator provide the necessary capacity for high-ambient-temperature operation.





Switches and electrical connectors are sealed from moisture and dirt to help prevent corrosion.

Large cross-section boom arms and heavy-duty upper links deliver the strength to endure tough tasks for long-term durability.

Hydraulic-driven variable-speed fan runs only as frequently as needed — for improved power and fuel efficiency, and decreased noise and debris flow through the coolers. Exclusive fan option can be set to automatically reverse to clear core-clogging buildup.

Auto-shutdown system monitors engine and hydraulic vitals, and issues an audible warning when limits are exceeded. If necessary, it shuts down the machine to help prevent damage.

Drive motors are heavy duty, and hoses are shielded for extra protection. Direct-mounted planetary final drives employ larger-than-usual bearings for one-of-a-kind reliability.

Diesel particulate filter (DPF) cleaning doesn't impact or interrupt machine performance under normal operating conditions.


Heavy-duty double-steel-reinforced rubber tracks last longer than those on other machines. All-steel rollers, idlers, and sprockets are similar to those used on our larger crawlers. Metal-face seals and journal bearings further increase longevity.

O-ring face-seal hydraulic fittings virtually eliminate aggravating and costly oil leaks.

Spring-applied, hydraulic-released wet-disc park brakes are fully enclosed and never require adjustment.

"E"asy does it.

Servicing an E-Series CTL is simple and quick. So easy, in fact, that you won't even have to raise its boom for daily service or most periodic maintenance. Checkpoints are conveniently grouped and easily reached beneath the gas-shock-supported hood. And removable side panels give way to the coolers, maintenance-free battery, and fluid and air filters. If necessary, the operator station tilts in minutes for best-in-class drivetrain access. And industry-leading parts and service are just as accessible at more than 1,300 John Deere dealer locations from coast to coast.



Daily servicing is quick and convenient. Simply lift the hood for ground-level access to check fluids and refuel.

Through-the-monitor onboard diagnostics help speed troubleshooting for increased uptime.

These CTLs share components such as engines with our skid steers and compact excavators, making it easier to ensure you always have the right filters and fluids on hand.

Removable rear side panels allow wide-open service access and are easier to remove and replace. Stronger, too.

Fluid-fill and service checkpoints are grouped and color-coded. And a conveniently displayed maintenance chart helps ensure that nothing gets overlooked.

Ash-service intervals for the diesel particulate filter (DPF) are not required until 8,000 engine hours depending on machine application, regular maintenance practices, and type of lubricating oil. DPF service can be performed by your John Deere dealer.



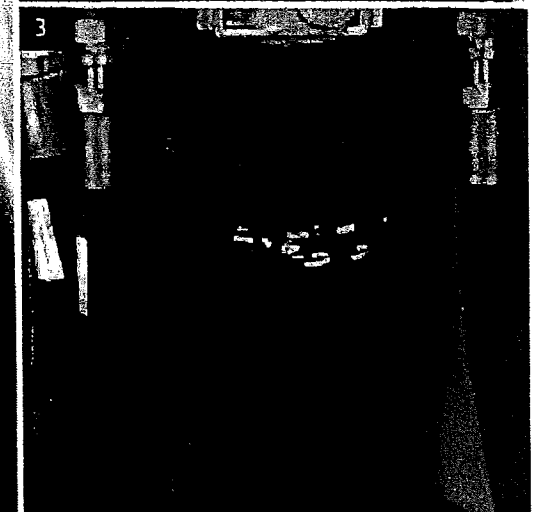


V-plenum cooling system resists debris buildup and makes radiator and cooler cores easier to clean.

Because no maintenance beats low maintenance, engine serpentine belts never need adjustment.

Unlike some CTLs that require complicated daily adjustments with special tools, track tension is checked weekly. If adjustment is necessary, all that's needed is a wrench and grease gun.

Compare the cost of parts and labor for recommended maintenance with other makes. The E-Series will save you significant money. Add the long-term expense of undercarriage replacement, and the savings can be substantial.

1. Getting to the heart of a Deere is easy. There's no need to raise the boom — just pivot the cab and remove the floor. Takes only minutes.
2. Need extra elbowroom? Raise the boom and remove the side shields for wide-open engine-compartment access. Unique lock lever secures the boom from inside the cab.
3. Spin-on filters and environmental drains allow quick fluid changes.
4. Hydraulic sight gauge and see-through coolant and windshield washer fluid reservoirs let you check levels at a glance.



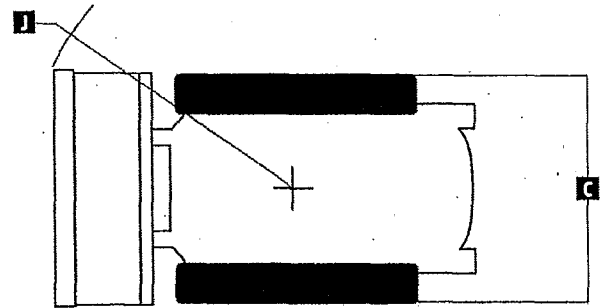
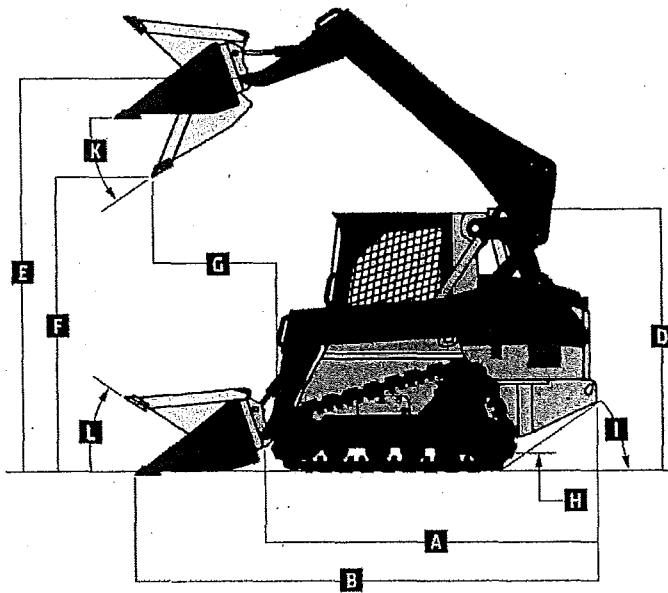
319E / 323E



	319E	323E
Engine		
Manufacturer and Model	Yanmar 4TNV98C (optional 4TNV98CT)	Yanmar 4TNV98CT
Non-Road Emission Standards	EPA Final Tier 4/EU Stage IV	EPA Final Tier 4/EU Stage IV
Cylinders	4	4
Net Peak Power (SAE J1349 / ISO 9249)	49.4 kW (66 hp) at 2,500 rpm	52.5 kW (70 hp) at 2,500 rpm
Gross Rated Power (ISO 14396)	51.7 kW (69 hp) at 2,500 rpm	54.8 kW (74 hp) at 2,500 rpm
Peak Torque	241 Nm (178 ft.-lb.) at 1,625 rpm	280 Nm (207 ft.-lb.) at 1,800 rpm
Displacement	3.3 L (203 cu. in.)	3.3 L (203 cu. in.)
Rated Engine Speed	2,500 rpm	2,500 rpm
Torque Rise	22% at 1,625 rpm	34% at 1,800 rpm
Aspiration	Naturally aspirated (optional turbocharger)	Turbocharged
Air Cleaner	Dry dual element	Dry dual element
Cooling		
Fan Type	319E/323E Variable-speed hydraulic drive (optional reversing fan drive)	
Powertrain		
Pump	Axial-piston hydrostatic	Axial-piston hydrostatic
Controls	Manual or electrohydraulic	Manual or electrohydraulic
Travel Speeds		
Single Speed, Standard	9.3 km/h (5.8 mph)	10.0 km/h (6.2 mph)
2 Speed, Optional		
Low	—	9.0 km/h (5.6 mph)
High	—	14.0 km/h (8.7 mph)
Brakes	Integral, automatic, spring-applied, hydraulically released wet-disc brake	
Undercarriage		
Rubber Tracks	Smooth-ride long-life rubber with steel inserts	Smooth-ride long-life rubber with steel inserts
Track Width		
Standard	320 mm (12.6 in.)	320 mm (12.6 in.)
Optional	—	400 mm (15.8 in.)
Ground Pressure		
Standard 320-mm (12.6 in.) Track	39.3 kPa (5.7 psi)	39.3 kPa (5.7 psi)
Optional 400-mm (15.8 in.) Track	—	32.4 kPa (4.7 psi)
Track Rollers (per side)	4 triple-flange smooth-ride all-steel rollers	4 triple-flange smooth-ride all-steel rollers
Track Idlers (per side)	2 double-flange smooth-ride all-steel rollers	2 double-flange smooth-ride all-steel rollers
Bearings/Seals (rollers/idlers)	Heavy-duty journal bearings and metal face seals	Heavy-duty journal bearings and metal face seals
Tractive Effort	3859 kgf (8,500 lbf)	3859 kgf (8,500 lbf)
Hydraulics		
Pump Flow		
Standard	57 L/m (15 gpm)	68 L/m (18 gpm)
Total with High-Flow Option	—	95 L/m (25 gpm)
System Pressure at Couplers	22 408 kPa (3,250 psi)	22 408 kPa (3,250 psi)
Hydraulic Horsepower Flow (calculated)		
Standard	21.2 kW (28.4 hp)	25.5 kW (34.1 hp)
High	—	35.3 kW (47.4 hp)
Cylinders		
Type	319E/323E John Deere heat-treated, chrome-plated, polished cylinder rods, hardened steel (replaceable bushings) pivot pins	
Electrical		
Voltage	12 volt	
Battery Capacity	750 CCA (optional 925 CCA)	
Alternator Rating	70 amp	
Lights	Halogen, 2 front and 1 rear	
Operator's Station		
ROPS (ISO 3471) / FOPS (ISO 3449) structure with quick-pivot standard		




Serviceability		319E/323E
Refill Capacity		
Fuel Tank	76 L (20 gal.)	
Operating Weights		
	319E	323E
With Standard 320-mm (12.6 in.) Track	4286 kg (9,440 lb.)	4286 kg (9,440 lb.)
With Optional 400-mm (15.8 in.) Track	—	4358 kg (9,600 lb.)
Machine Dimensions		
A Length without Bucket	2.85 m (112 in.) (9 ft. 4 in.)	2.85 m (112 in.) (9 ft. 4 in.)
B Length with Foundry Bucket	3.47 m (136.8 in.) (11 ft. 5 in.)	3.47 m (136.8 in.) (11 ft. 5 in.)
C Width without Bucket		
With 320-mm (12.6 in.) Track	1.82 m (71.8 in.) (6 ft. 0 in.)	1.82 m (71.8 in.) (6 ft. 0 in.)
With 400-mm (15.8 in.) Track	—	1.91 m (75.2 in.) (6 ft. 3 in.)
D Height to Top of ROPS	2.05 m (80.6 in.) (6 ft. 9 in.)	2.05 m (80.6 in.) (6 ft. 9 in.)
E Height to Hinge Pin	3.12 m (122.8 in.) (10 ft. 3 in.)	3.12 m (122.8 in.) (10 ft. 3 in.)
F Dump Height with Foundry Bucket	2.50 m (98.4 in.) (8 ft. 2 in.)	2.50 m (98.4 in.) (8 ft. 2 in.)
G Dump Reach		
With Foundry Bucket	0.72 m (28.5 in.)	0.72 m (28.5 in.)
With Construction Bucket with Edge	0.92 m (36.1 in.) (3 ft. 0 in.)	0.92 m (36.1 in.) (3 ft. 0 in.)
H Ground Clearance	0.25 m (9.8 in.)	0.25 m (9.8 in.)
I Angle of Departure	31.4 deg.	31.4 deg.
J Front Turn Radius with Foundry Bucket	2.03 m (80.1 in.) (6 ft. 8 in.)	2.03 m (80.1 in.) (6 ft. 8 in.)
K Dump Angle (full lift height)	42 deg.	42 deg.
L Bucket Rollback (ground level)	32 deg.	32 deg.



Loader Performance		319E	323E
Tipping Load	2789 kg (6,143 lb.)	3360 kg (7,400 lb.)	
SAE Rated Operating Capacity with Foundry Bucket			
At 35% Tipping Load	976 kg (2,150 lb.)	1176 kg (2,590 lb.)	
At 50% Tipping Load	1394 kg (3,017 lb.)	1634 kg (3,600 lb.)	
Boom Breakout	1589 kg (3,500 lb.)	1952 kg (4,300 lb.)	
Bucket Breakout Force	2724 kg (6,000 lb.)	3178 kg (7,000 lb.)	

329E / 333E

Engine	329E	333E
Manufacturer and Model	Yanmar 4TNV94CHT	Yanmar 4TNV94CHT
Non-Road Emission Standards	EPA Interim Tier 4/EU Stage IIIB	EPA Interim Tier 4/EU Stage IIIB
Cylinders	4	4
Net Peak Power (SAE J1349 / ISO 9249)	62.0 kW (83 hp) at 2,500 rpm	72.0 kW (97 hp) at 2,500 rpm
Gross Rated Power (ISO 14396)	64.0 kW (86 hp) at 2,500 rpm	74.6 kW (100 hp) at 2,500 rpm
Peak Torque	360 Nm (266 ft.-lb.) at 1,700 rpm	395 Nm (291 ft.-lb.) at 1,700 rpm
Displacement	3.1 L (186.3 cu. in.)	3.1 L (186.3 cu. in.)
Rated Engine Speed	2,500 rpm	2,500 rpm
Torque Rise	47% at 1,700 rpm	39% at 1,700 rpm
Aspiration	Turbocharged, intercooled	Turbocharged, intercooled
Air Cleaner	Dry dual element	Dry dual element
Cooling	329E / 333E	
Fan Type	Variable-speed hydraulic drive (optional reversing fan drive)	
Powertrain	329E	333E
Pump	Axial-piston hydrostatic	Axial-piston hydrostatic
Controls	Electrohydraulic	Electrohydraulic
Travel Speeds		
Single Speed, Standard	10.0 km/h (6.2 mph)	—
2 Speed, Optional		
Low	8.5 km/h (5.3 mph)	8.5 km/h (5.3 mph)
High	12.6 km/h (7.8 mph)	12.6 km/h (7.8 mph)
Brakes	Integral, automatic, spring-applied, hydraulically released wet-disc brake	
Undercarriage	329E / 333E	
Rubber Tracks	Smooth-ride long-life rubber with steel inserts	Smooth-ride long-life rubber with steel inserts
Track Width		
Standard	400 mm (15.8 in.)	450 mm (17.7 in.)
Optional	450 mm (17.7 in.)	400 mm (15.8 in.)
Ground Pressure		
400-mm (15.8 in.) Track (standard on 329E, optional on 333E)	34.2 kPa (5.0 psi)	34.7 kPa (5.0 psi)
450-mm (17.7 in.) Track (optional on 329E, standard on 333E)	30.6 kPa (4.4 psi)	31.1 kPa (4.5 psi)
Track Rollers (per side)	5 triple-flange smooth-ride all-steel rollers	5 triple-flange smooth-ride all-steel rollers
Track Idlers (per side)	2 double-flange smooth-ride all-steel rollers	2 double-flange smooth-ride all-steel rollers
Bearings/Seals (rollers/idlers)	Heavy-duty journal bearings and metal face seals	Heavy-duty journal bearings and metal face seals
Tractive Effort	5221 kgf (11,500 lbf)	5221 kgf (11,500 lbf)
Hydraulics	329E / 333E	
Pump Flow		
Standard	80 L/m (21 gpm)	95 L/m (25 gpm)
Total with High-Flow Option	125 L/m (33 gpm)	129 L/m (34 gpm)
System Pressure at Couplers	23 787 kPa (3,450 psi)	23 787 kPa (3,450 psi)
Hydraulic Horsepower Flow (calculated)		
Standard	31.3 kW (42 hp)	37.3 kW (50 hp)
High	48.5 kW (65 hp)	50.0 kW (67 hp)
Cylinders	329E / 333E	
Type	John Deere heat-treated, chrome-plated, polished cylinder rods, hardened steel (replaceable bushings) pivot pins	
Electrical	329E / 333E	
Voltage	12 volt	
Battery Capacity	925 CCA	
Alternator Rating	70 amp	
Lights	Halogen, 2 front and 1 rear	
Operator's Station	329E / 333E	
	ROPS (ISO 3471) / FOPS (ISO 3449) structure with quick-pivot standard	

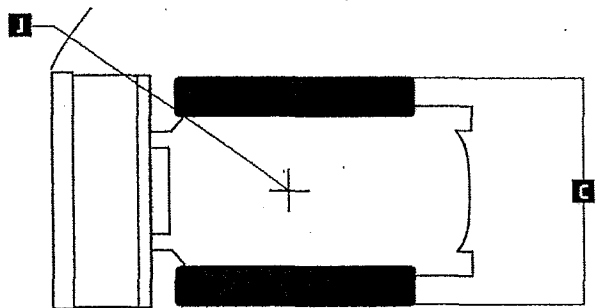
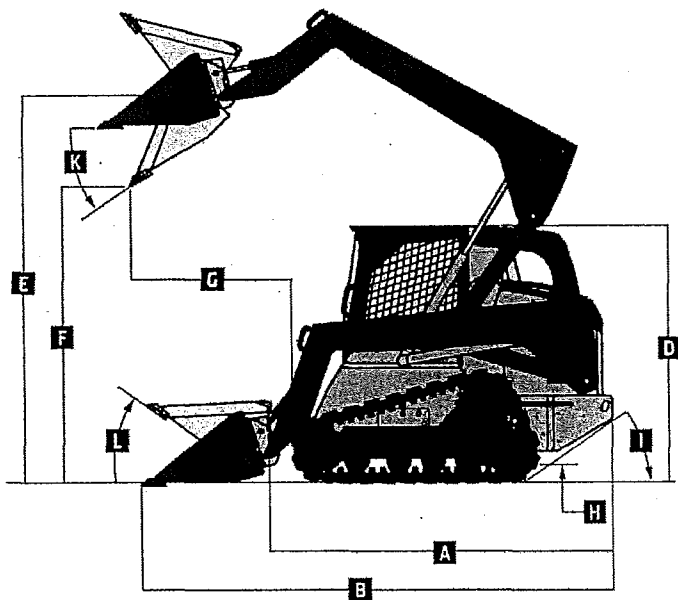


Serviceability 329E / 333E

Refill Capacity		
Fuel Tank	96.5 L (25.5 gal.)	
Operating Weight	329E	333E
With Standard 400-mm (15.8 in.) Track	5221 kg (11,500 lb.)	—
With Standard 450-mm (17.7 in.) Track	—	5357 kg (11,800 lb.)

Machine Dimensions 329E / 333E

A Length without Bucket	3.05 m (120 in.) (10 ft. 0 in.)
B Length with Foundry Bucket	3.66 m (144 in.) (12 ft. 0 in.)
C Width without Bucket	
With 400-mm (15.8 in.) Track	2.00 m (78.9 in.) (6 ft. 7 in.)
With 450-mm (17.7 in.) Track	2.05 m (80.7 in.) (6 ft. 9 in.)
D Height to Top of ROPS	2.15 m (84.7 in.) (7 ft. 1 in.)
E Height to Hinge Pin	3.20 m (126 in.) (10 ft. 6 in.)
F Dump Height with Foundry Bucket	2.59 m (101.8 in.) (8 ft. 6 in.)
G Dump Reach	
With Foundry Bucket	0.82 m (32.2 in.)
With Construction Bucket	1.00 m (39.4 in.) (3 ft. 3 in.)
H Ground Clearance	0.26 m (10.4 in.)
I Angle of Departure	31 deg.
J Front Turn Radius with Foundry Bucket	2.17 m (85.43 in.) (7 ft. 1 in.)
K Dump Angle (full lift height)	45 deg.
L Bucket Rollback (ground level)	35 deg.



Loader Performance 329E 333E

Tipping Load	3768 kg (8,300 lb.)	4279 kg (9,425 lb.)*
SAE Rated Operating Capacity with Foundry Bucket		
At 35% Tipping Load	1317 kg (2,900 lb.)	1498 kg (3,300 lb.)
At 50% Tipping Load	1884 kg (4,150 lb.)	2145 kg (4,725 lb.)
Boom Breakout	2088 kg (4,600 lb.)	2996 kg (6,600 lb.)
Bucket Breakout Force	4688 kg (10,325 lb.)	6299 kg (13,875 lb.)

*With 1 set of standard counterweights.

Additional equipment

Key: ● Standard ▲ Optional or special

See your John Deere dealer for further information.

319E	323E	329E	333E	Engine
●	●			Meets EPA Final Tier 4/EU Stage IV emissions
		●	●	Meets EPA Interim Tier 4/EU Stage IIIB emissions
●				Yanmar 4TNV98C
▲	●			Yanmar 4TNV98CT
		●	●	Yanmar 4TNV94CHT
●	●	●	●	Auto-Idle
▲	▲	●	●	Automatic fan tensioner
●	●	●	●	Automatic preheat
●	●	●	●	Electronic injection system
●	●	●	●	John Deere COOL-GARD™ II Extended-Life Engine Coolant
●	●	●	●	John Deere Plus-50™ 10w30 initial engine oil fill*
●	●	●	●	5-micron primary fuel filter and water separator
▲	▲	▲	▲	Cold-weather package
Cooling System				
●	●	●	●	Coolant recovery tank
●	●	●	●	Cool-on-demand cooling system
▲	▲	▲	▲	Reversing fan drive
Powertrain				
●	●	●	●	High-torque heavy-duty planetary-reduction final drive
●	●	●	●	Automatic spring-applied hydraulically released wet-disc park brakes
●	●	●	●	Transmission, single-speed
	▲	▲	●	Transmission, 2-speed
Hydraulic System				
●	●	●	●	John Deere hydraulic cylinders with cushioned boom cylinders
●	●	●	●	Connect-under-pressure auxiliary couplers
●	●	●	●	Quick-check hydraulic fluid-level sight glass
●	●	●	●	5-micron hydraulic filter
	▲	▲	▲	High-flow hydraulics
Electrical				
●	●	●	●	Automatic shutdown with alarm
●	●	●	●	Auxiliary hydraulics operator-presence system

319E	323E	329E	333E	Electrical (continued)
●	●	●	●	Deluxe instrumentation EMU with: Operator-selectable monitoring – Hour meter, engine rpm, battery voltage, diagnostics, EMU configuration, engine coolant temperature, hydraulic oil temperature / LED warning indicators
				– Glow plug, seat switch, seat belt, door open, auxiliary hydraulics, park brake engaged, 2-speed engaged, stop, low engine oil pressure, engine coolant over-temperature, battery not charging, air filter restriction, hydraulic filter restriction
●	●	●	●	Front and rear halogen work lights
●	●	●	●	Triple interlock operator-presence control system
▲	▲	▲	▲	Backup alarm
●	●			Battery, 750 CCA
▲	▲	▲	▲	Battery, 925 CCA
▲	▲	▲	▲	Hazard warning lights
▲	▲	▲	▲	Horn
▲	▲	▲	▲	Strobe light, amber
Operator's Station				
●	●	●	●	Deluxe cab headliner
▲	▲	●	●	Electrohydraulic (EH) ISO-pattern joystick controls
▲	▲	▲	▲	EH H-pattern joystick controls
▲	▲	▲	▲	EH foot and joystick controls
▲	▲	▲	▲	EH switchable foot-ISO-H-pattern controls
▲	▲	▲	▲	Keyless-start sealed-switch module with integrated anti-theft system
●	●	●	●	Electronic push-button auxiliary controls
●	●	●	●	Pull-down lap bar
●	●	●	●	Quick-pivot ROPS
●	●	●	●	Rear window
●	●	●	●	Top window
▲	▲	▲	▲	Removable top window
▲	▲	▲	▲	Side window kit
▲	▲	▲	▲	Sliding/locking glass side windows
●	●	●	●	ROPS/FOPS operator structure
●	●	●	●	Seat belt, 51-mm (2 in.), retractable
▲	▲	▲	▲	Seat belt, 76-mm (3 in.), retractable

319E	323E	329E	333E	Operator's Station (continued)
▲	▲	▲	▲	Shoulder belt
●				Water-shedding deluxe vinyl seat
▲	●	●	●	Deluxe vinyl suspension seat
▲	▲	▲	▲	Air-ride (cloth) seat
▲	▲	▲	▲	Air-ride (vinyl) seat
●	●	●	●	12-volt power port / Dome light / Cargo storage / Beverage holder
▲	▲	▲	▲	Air conditioning with heater/defroster
▲	▲	▲	▲	AM/FM/weatherband radio with auxiliary input
▲	▲	▲	▲	Cab enclosure
▲	▲	▲	▲	Severe-duty cab door
▲	▲	▲	▲	EH joystick controls
▲	▲	▲	▲	EH joystick performance package: Switchable ISO-H pattern / Creeper mode / Boom/bucket speed settings / Adjustable propel settings / Attachment controls
▲	▲	▲	▲	Floor mat
▲	▲	▲	▲	Floor mat with left footrest
▲	▲	▲	▲	Heater with defroster
▲	▲	▲	▲	Heavy-duty rear grille
▲	▲	▲	▲	Rearview mirror
Loader				
●	●	●	●	Integral cab boom lock
●	●	●	●	Patented John Deere Quik-Tatch™ (no grease required)
▲	▲	▲	▲	Power Quik-Tatch
●	●	●	●	Patented John Deere vertical-lift boom with superior visibility
▲	▲	▲	▲	Hydraulic self-leveling on/off
▲	▲	▲	▲	Ride control
Other				
●	●	●	●	Convenient front and rear tie-downs
●	●	●	●	Environmental drains for all fluid reservoirs
▲	▲	▲	▲	Chrome exhaust stack
▲	▲	▲	▲**	Modular rear-weight packages
▲	▲	▲	▲	Single-point lift kit
▲	▲	▲	▲	SMV sign kit
●	●			Track, 320-mm (12.6 in.) wide
		▲	▲	Track, 400-mm (15.8 in.) wide
		▲	●	Track, 450-mm (17.7 in.) wide

*500-hour engine oil-change intervals when John Deere Plus-50 oil and John Deere oil filter are used.
**Standard equipped with one [1] set.



Net engine power is with standard equipment including air cleaner, exhaust system, alternator, and hydraulic cooling fan at test conditions per ISO 9249. Gross power is without cooling fan. Specifications and design subject to change without notice. Wherever applicable, specifications are in accordance with SAE and ISO standards. Except where otherwise noted, these specifications are based on units with full fuel tanks and 79 kg (175 lb) operators, 319E and 323E units with standard 320-mm (12.6 in.) tracks, a 329E unit with standard 400-mm (15.8 in.) tracks, and a 333E unit with standard 450-mm (17.7 in.) tracks.

DESCRIPTION	Vendor	Estimated Amount	Quoted Amount	Priority
Telehandler GTH-1056 All-Terrian Forklift	Holt of California	\$150,000.00	\$160,990.99	1
Video Confrence - Schoolhouse	Avidex	\$70,000.00	\$73,948.79	2
Bandit 1890XP 19"	Cal-Line	\$131,899.28	\$131,899.28	3
Plotter For Records/Archives	ARC	\$12,900.00	\$12,900.00	4
John Deere 333E w/AC Cab & Loader Bucket	Papé	\$80,307.00	\$78,511.20	5
F-350 Flatbeds (2)	Serramonte Ford	\$80,087.08		
LeeBoy Paver 8500G	Nixon-Egli	\$140,564.85		
Bandit 280XP 18"	Cal-Line	\$135,633.83		
Bandit 1890XP HD Track 19"	Cal-Line	\$176,477.38		
Catapillar C4000-LE, LPG Fork Lift	Cromer Material	\$30,648.00		
Forks F66		\$1,662.00		
Backhoe BH9X		\$11,916.00		
BH Bucket 18"		\$677.00		
BH Bucket 24"		\$732.00		
84" Multipurpose Combo Bucket		\$7,220.00		
Trencher TR48B High Flow		\$6,781.00		
6" Wide TR Cup		\$873.00		
8" Wide TR Cup		\$947.00		
Scrap Grapple Bucket with Tined GT84		\$7,220.00		
Auger PA30		\$2,749.00		
10" Auger Bit		\$410.00		
12" Auger Bit		\$421.00		
18" Auger Bit		\$686.00		
24" Auger Bit		\$830.00		
24" Ext. Hex Head		\$191.00		
MH60 Mulching Head Attachment		\$29,635.00		
84" Snow Blow High Flow w/QD's Harness		\$12,241.00		
Tow Master TC-12D 16' Trailer		\$6,495.00		
36" Compaction Wheel for 200LC	Papé	\$12,829.81		
Leithold Line X-over in MPH	Groeniger	\$28,726.80		
Leithold Line pipe replace top of hill	Groeniger	\$38,400.00		
Gen-Eye Camera Kit	Cedar Sales	\$11,099.38		
Admin. Kitchen A/C	American Chiller	\$19,619.00		
TOTAL:		\$1,210,878.41	\$458,250.26	

Cost Estimate for Rim Fire Alternate Grant Project:

Proposed Purchases

Item	Cost
Tele Handler/Boom Lift	160,910
Drum-Style Brush Chipper (19-inch capacity)	131,899
Printer/Scanner/Copier (36-inch)	12,900
Two-speed Skid Steer/Track Loader	78,511
Video Conferencing System	73,949
Total	458,169

PUBLIC UTILITIES COMMISSION

City and County of San Francisco

RESOLUTION NO. 17-0008

WHEREAS, The San Francisco Public Utilities Commission (SFPUC) submitted, through the California Governor's Office of Emergency Services (Cal OES), a sub-application (FEMA-4158-DR-CA, Project #082, FIPS#075-00000) for the Rim Fire Alternate Project PW 82 (the Project) from the Federal Emergency Management Agency (FEMA) for the purchase of capital equipment and the upgrade of communication equipment; and

WHEREAS, FEMA, through Cal OES, awarded SFPUC a grant of \$377,115 with \$301,692 in Federal funds and \$75,423 in State funds for the Project; and

WHEREAS, The Local share is \$69,836; and

WHEREAS, The estimated Project cost is \$446,951; and


WHEREAS, The project is scheduled to be completed by December 13, 2018; and

WHEREAS, On January 31, 2014 the San Francisco Planning Department Environmental Review Officer issued a statutory exemption determination under California Environmental Quality Act Sections 15269(a) and (c) (Emergency Projects) for restoration and maintenance activities necessitated by damage resulting from the 2013 Rim Fire; and

WHEREAS, Funds will be available for the Project from a new detail to be created under Project No. FUH100 Hetchy Water – Facilities Maintenance; now, therefore, be it

RESOLVED, that this Commission hereby authorizes the General Manager of the San Francisco Public Utilities Commission to seek Board of Supervisors' approval under Administrative Code section 10.170-1 to accept and expend the Rim Fire Alternate Project PW82 grant for an amount not to exceed \$377,115.

I hereby certify that the foregoing resolution was adopted by the Public Utilities Commission at its meeting of January 10, 2017.



Secretary, Public Utilities Commission



San Francisco Water Power Sewer

Services of the San Francisco Public Utilities Commission

525 Golden Gate Avenue, 13th Floor
San Francisco, CA 94102
T 415.554.3155
F 415.554.3161
TTY 415.554.3488

TO: Angela Calvillo, Clerk of the Board

FROM: John Scarpulla, Policy and Government Affairs

DATE: April 2017

SUBJECT: Accept and Expend Grant – Rim Fire Alternate Project
Worksheet (PW) 82 - \$377,115

Attached please find an original and one copy of a proposed resolution authorizing the San Francisco Public Utilities Commission (SFPUC) to accept and expend a Federal Emergency Management Agency grant administered through the California Governor's Office of Emergency Services (Cal OES) in the amount of \$377,115 for a Rim Fire Alternate Project.

The following is a list of accompanying documents (2 sets):

1. Board of Supervisors Resolution
2. Rim Fire Alternate Project Award Letter and Cal OES Notification of Obligation and Payment
3. Grant Application
4. Controller's Office Letter
5. Cost Estimate for Rim Fire Alternate Grant Project
6. SFPUC Resolution No. 17-0008
7. Grant Resolution Information Form

Please contact John Scarpulla at (415) 934-5782 if you need any additional information on these items.

Edwin M. Lee
Mayor

Francesca Victor
President

Anson Moran
Vice President

Ann Moller Caen
Commissioner

Vinca Courtney
Commissioner

Ike Kwon
Commissioner

Harlan L. Kelly, Jr.
General Manager





File # 170606
Received in Committee
6/11/17

Operated by the San Francisco Public Utilities Commission

Accept and Expend FEMA/ CalOES Grant - Rim Fire Alternate Project

**Dan Wade, Director
Water Infrastructure Capital Projects and Programs**

**San Francisco Board of Supervisors
Budget & Finance Committee
June 1, 2017**

Services of the San Francisco Public Utilities Commission

2963

Background

- The 2013 Rim Fire was declared a Federal disaster.
- SFPUC applied to California Governor's Office of Emergency Services (Cal OES) for Federal Emergency Management Agency (FEMA) emergency assistance to fund the restoration of damaged facilities to pre-fire conditions.
- FEMA/ Cal OES regulations allow a grant to be used for alternate projects if restoring damaged facilities would not serve the public welfare.
- SFPUC determined that rebuilding certain of these damaged facilities would not serve the public welfare, and in March 2016 requested FEMA/Cal OES approval of an Alternate Project based on monies saved from three projects.



Herch Hatchery
Regional
Water
System

Miguel Meadows Survey Cabin and Barn


Survey Cabin
after Rim fire



Historical photo of
Miguel Meadows Barn




Early Intake Cottage 13, Storage Shack, and Mail Shack



Cottage 13


Storage Shack



Cottage 13 after fire



Storage Shack after fire



Mail Shack

2966



Herch Hatchery
Regional
Water
System

Holm Deluge Water Tank





Eligible Grant Funding

Project Estimate	100.00%	\$446,951*
Federal Share	67.50%	\$301,692
State Share	16.90%	\$75,423
Local Share	15.60%	\$69,836

*figures rounded to nearest dollar

2968



Hetch Hetchy
Regional
Water
System

Proposed Alternative Project Purchases: \$458,169




Avidex Video
Conferencing
\$73,949




Telehandlers
Cat TH514C
\$160,990



Bandit 1890XP 19"
\$131,899



ARC Plotter for Records
\$12,900



John Deere 333E
\$78,511

2969



Request

Authorize the San Francisco Public Utilities Commission to accept and expend the Federal Emergency Management Agency and California Governor's Office of Emergency Services grants in the total amount of \$377,115 for the Rim Fire Alternate Project PW 82.

Print Form

Introduction Form

RECEIVED
BOARD OF SUPERVISORS
SAN FRANCISCO

By a Member of the Board of Supervisors or Mayor

2017 MAY 16 PM 4:35

Time stamp
or meeting date

I hereby submit the following item for introduction (select only one):

- 1. For reference to Committee. (An Ordinance, Resolution, Motion or Charter Amendment).
- 2. Request for next printed agenda Without Reference to Committee.
- 3. Request for hearing on a subject matter at Committee.
- 4. Request for letter beginning : "Supervisor [] inquiries"
- 5. City Attorney Request.
- 6. Call File No. [] from Committee.
- 7. Budget Analyst request (attached written motion).
- 8. Substitute Legislation File No. []
- 9. Reactivate File No. []
- 10. Question(s) submitted for Mayoral Appearance before the BOS on []

Please check the appropriate boxes. The proposed legislation should be forwarded to the following:

- Small Business Commission
- Youth Commission
- Ethics Commission
- Planning Commission
- Building Inspection Commission

Note: For the Imperative Agenda (a resolution not on the printed agenda), use the Imperative Form.

Sponsor(s):

Supervisor Mark Farrell

Subject:

Accept and Expend Grant - Rim Fire Alternate Project Worksheet (PW) 82 - \$377,115

The text is listed:

Attached.

Signature of Sponsoring Supervisor: []

For Clerk's Use Only

