


San Francisco Family Violence Council 7th Comprehensive report on Family Violence



Report Overview

- ❖ Data collected from July 1, 2015 to June 30, 2016
- ❖ Information from 14 City public agencies and 27 community-based organizations (41 total sources)
- ❖ Trends and Statistical Summaries
- ❖ Achievements of the Council and Related Organizations
- ❖ Progress on Recommendations for 2017
- ❖ Recommendations for 2018


San Francisco Family Violence Council 7th Comprehensive report on Family Violence

Child Abuse Major Findings

- **Increase in Child Abuse Reports Made to Police and Child Abuse Prosecutions**
 - ❖ Child abuse investigations by the Police Dept. increased by 37% (from 145 to 199).
 - ❖ Child abuse cases filed by the District Attorney's office increased by 47% (from 57 to 84), driven by an increase in child sexual abuse and child pornography cases.
- **Continued Decline in Foster Care Entries**
 - ❖ In January 2016, the total foster care caseload reached a low of 738.
- **Lower Rates of Child Abuse Reports by School Reporters**
 - ❖ In School Year 2016, child abuse reports by school reporters decreased 20% (from 1,433 to 1,108) while overall reports to Family & Children's Services remain roughly the same.
- **Most children abused by someone they know.**
- **Girls and Black/Latinx children disproportionately represented in District Attorney Victims Services as victims of child abuse/**

2

Child Abuse Cases in Different Systems

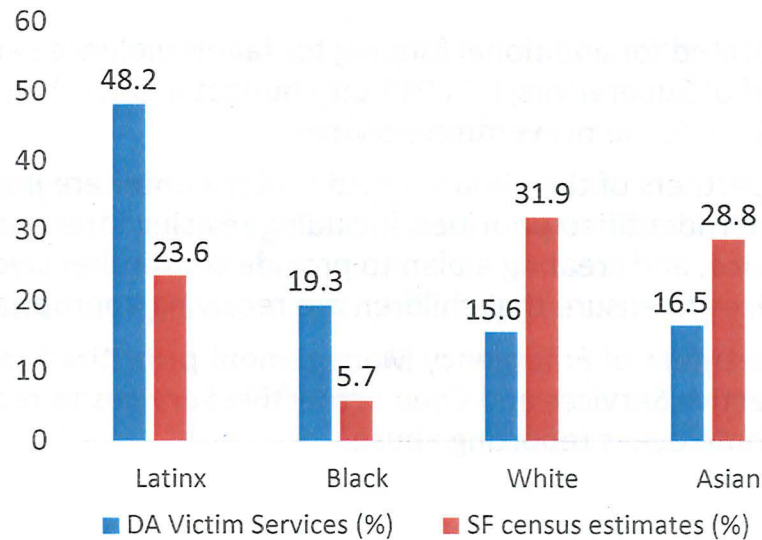


3

San Francisco Family Violence Council 7th Comprehensive report on Family Violence

Race/Ethnicity of Child Abuse Victims Served by District Attorney Victim Services (where known), compared to San Francisco census data, 2016

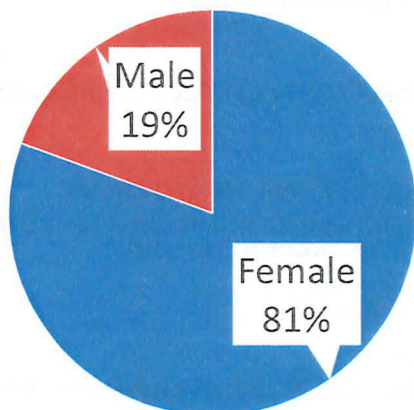
Latinx and Black children disproportionately represented in District Attorney Victim Services



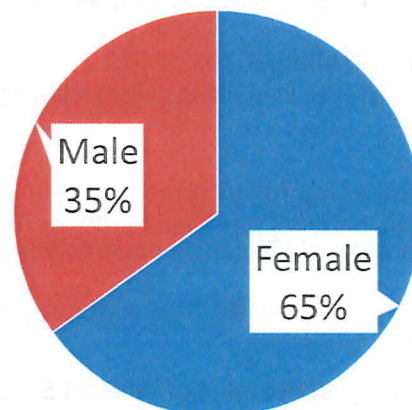
4

Gender of Child Abuse Victims at DA Victim Services

Sexual Child Abuse



Physical Child Abuse



5

San Francisco Family Violence Council 7th Comprehensive report on Family Violence

Major Achievements in Child Abuse Response in 2016 - 2017

- ❖ Advocated for additional funding for family violence services from the Board of Supervisors; **FY 2018 City budget included an extra \$250,000 for child abuse prevention services.**
- ❖ The partners of the **Children's Advocacy Center** are implementing partner-identified priorities, including revising **interview protocol and practice**, and creating a plan to provide **comprehensive mental health services** to ensure that children are receiving appropriate services.
- ❖ **Department of Emergency Management prioritized calls** from Adult Protective Services and **Child Protective Services** to reduce wait time for City employees reporting abuse.

6

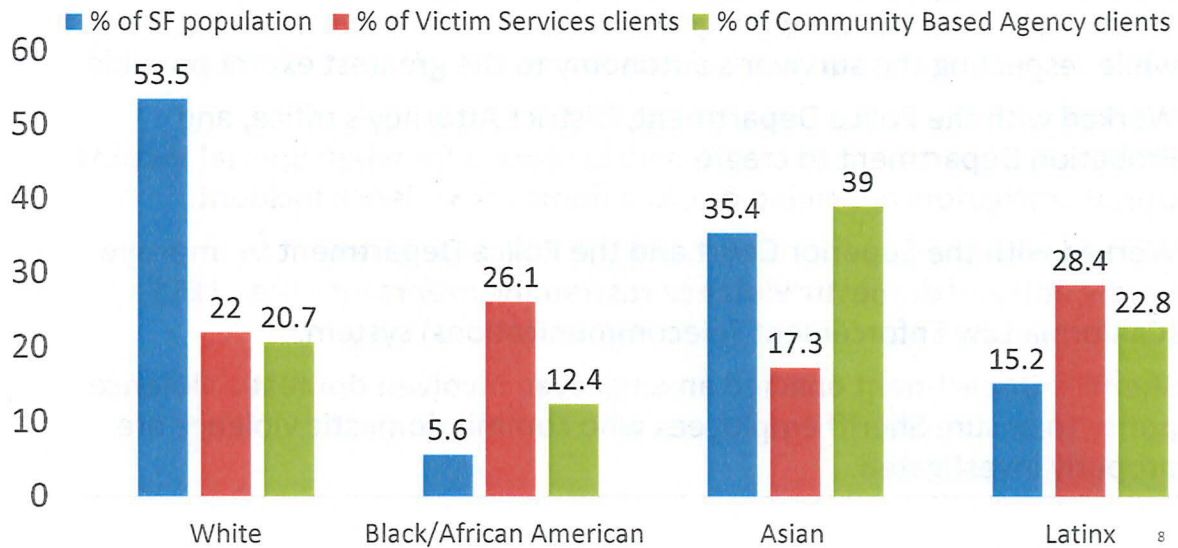
Intimate Partner Violence Major Findings

- **Increase in Domestic Violence Calls to 911 involving a deadly weapon**
 - ❖ 87% increase in 911 domestic violence calls involving a knife (from 46 to 86).
 - ❖ 53% increase in 911 domestic violence calls involving a gun (from 15 to 23).
- **Increase in Stalking Calls to 911**
 - ❖ 42% increase in stalking calls (including DV stalking) from FY 2014 to FY 2016 (from 412 to 583).
- **Better Screening for Intimate Partner Violence at Dept. of Public Health Clinics**
 - ❖ Female patients screened for IPV at DPH primary care and women's clinics increased 80% (from 761 to 1373); male patients screened increased 201% (from 105 to 316).
- **Black and Latinx residents are disproportionately victimized**
- **Lesbian, Gay, Bisexual High School Students 2-3 times more at risk of physical or sexual dating violence**


7

San Francisco Family Violence Council 7th Comprehensive report on Family Violence

Race/Ethnicity of Domestic Violence victims served by District Attorney Victim Services & Community Based Agencies, compared to census data



Domestic Violence Cases in Different Systems



San Francisco Family Violence Council 7th Comprehensive report on Family Violence

Major Achievements in Domestic Violence Response 2016 - 2017

- ❖ Created and helped disseminate a policy and supplemental form to **assist medical providers in complying with domestic violence reporting laws** while respecting the survivor's autonomy to the greatest extent possible.
- ❖ Worked with the Police Department, District Attorney's office, and Probation Department to create **new protocols for when Special Victims Unit investigators are called out to a domestic violence incident.**
- ❖ Worked with the Superior Court and the Police Department **to improve timely entry of domestic violence restraining orders into the CLETS** (California Law Enforcement Telecommunications) system.
- ❖ **Sheriff's Department** enacted an **employee involved domestic violence policy** to ensure Sheriff employees who commit domestic violence are properly investigated.

10

Elder/Dependent Abuse: Major Findings

Increase in Number of Elder Abuse Cases and Services

- ❖ Reports of Elder and Dependent Adult Abuse received by APS have risen steadily – 23% in total since FY 2012 (from 5,924 to 7,303).
- ❖ Substantiated cases of elder physical abuse increased by 21% (from 179 to 217) since the previous year.
- ❖ District Attorney Victim Services increased elder abuse cases by 44% (from 205 to 296).

Top 3 types of elder abuse:

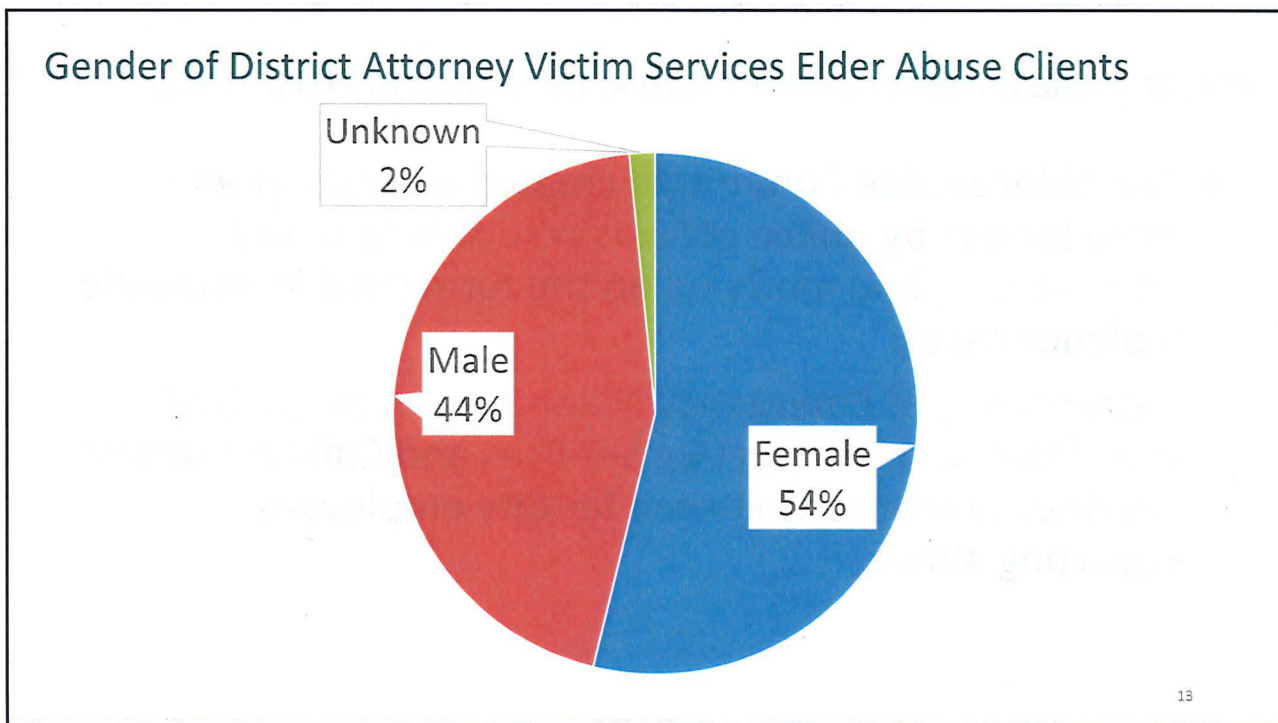
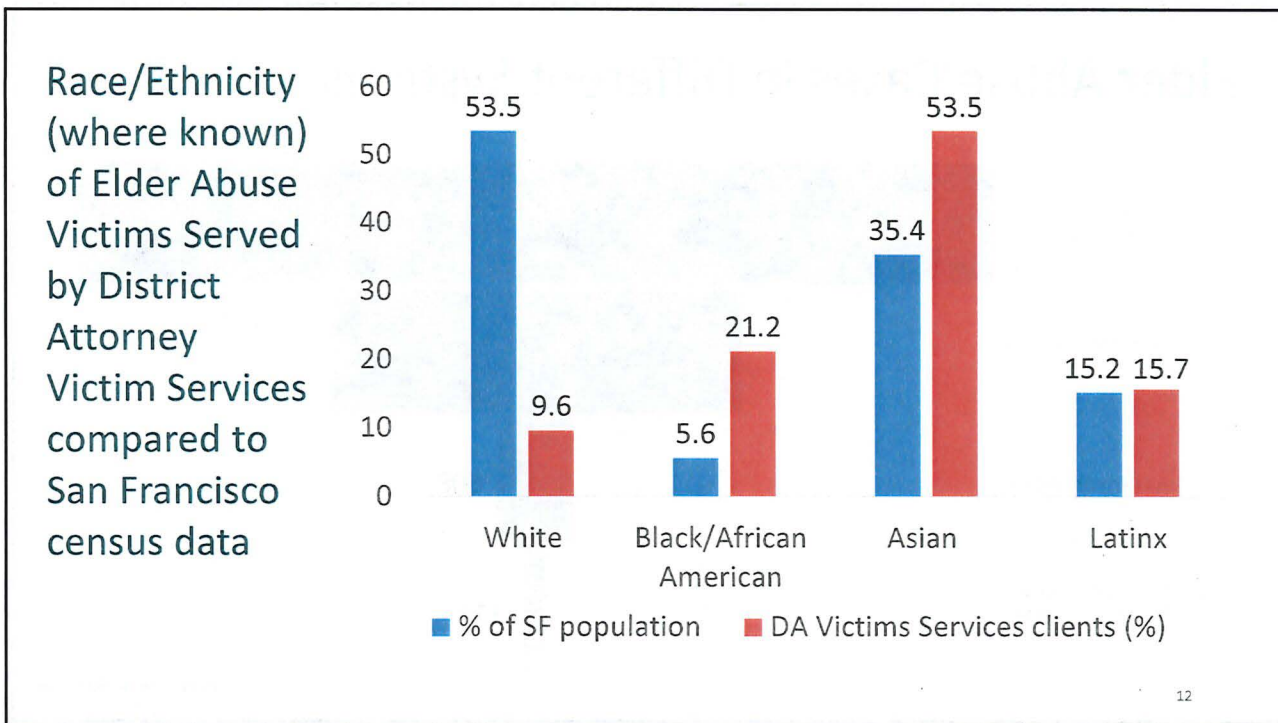
- self-neglect,
- psychological
- financial

Top 3 types of dependent abuse:

- self-neglect
- psychological
- physical


11

San Francisco Family Violence Council 7th Comprehensive report on Family Violence



San Francisco Family Violence Council 7th Comprehensive report on Family Violence

Elder Abuse Cases in Different Systems



Major Achievements in Elder Abuse Response in 2016 - 2017

- ❖ The Elder Justice Committee created a **supplemental form** for use by **police officers responding to elder abuse cases**, and modeled on the form used in domestic violence cases.
- ❖ **Department of Emergency Management prioritized calls** from **Adult Protective Services** and Child Protective Services to reduce wait time for City employees reporting abuse.

San Francisco Family Violence Council 7th Comprehensive report on Family Violence

Selected Recommendations for 2017-2018

- ❖ Implement a firearms surrender program to remove guns from persons who have domestic violence restraining orders issued against them.
- ❖ Prioritize implementation of the finalized Police Department/Adult Protective Services cross-reporting protocol for investigating elder abuse.
- ❖ Finalize Domestic Violence & Elder Abuse Manuals for SFPD
- ❖ Finalize Elder Abuse and Child Abuse Assignment Orders for SFPD Special Victims Unit.
- ❖ Offer Batterers Intervention Programs for monolingual Cantonese speakers, and for persons with mental health problems.
- ❖ Work to improve data on LGBTQ families and individuals.

16